

PROCEEDINGS
OF THE
Board of Trustees
OF THE
**Public School Teachers' Pension and
Retirement Fund of Chicago**

VOL. XXXVI

July 19, 2001 to June 12, 2002

Board of Trustees

History of Membership

July 19, 2001 to June 12, 2002

SHIRLEY J. ANDERSON	November 10, 1993 to June 12, 2002
Chairperson, Committee on Investment	November 25, 1997 to June 12, 2002
ROSE MARY FINNEGAN	November 20, 2001 to June 12, 2002
Chairperson, Committee on Claims and Service Credits	January 17, 2001 to June 12, 2002
TERRI KATSULIS	November 20, 2001 to June 12, 2002
Chairperson, Committee on Pension Law and Rules	January 17, 2001 to June 12, 2002
PATRICIA A. KNAZZE	November 19, 1996 to June 12, 2002
Vice President	November 16, 1999 to June 12, 2002
MICHAEL N. MAYO	April 25, 2000 to June 12, 2002
CAROLE NOLAN	November 25, 1997 to June 12, 2002
JOHN O'BRILL	November 21, 1995 to November 20, 2001
Chairperson, Committee on Pension Law and Rules	November 19, 1996 to November 20, 2001
EDWARD A. O'FARRELL	November 16, 1999 to November 20, 2001
WALTER E. PILDITCH	November 21, 1995 to November 20, 2001
Chairperson, Committee on Claims and Service Credits	November 25, 1997 to November 20, 2001
MARY SHARON REILLY	November 19, 1991 to June 12, 2002
President	November 16, 1993 to June 12, 2002
MARIA J. RODRIGUEZ	November 16, 1999 to June 12, 2002
Recording Secretary	November 16, 1999 to June 12, 2002
GENE R. SAFFOLD	August 1, 1995 to June 12, 2002

JACK SILVER November 19, 1991 to June 12, 2002
Chairperson.
 Committee on Finance and Audit November 15, 1994 to June 12, 2002
 Financial Secretary December 1, 1991 to June 12, 2002

ZYGMUNT K. SOKOLNICKI November 20, 2001 to June 12, 2002

JAMES F. WARD November 25, 1997 to June 12, 2002

Index to Volume XXXVI

July 19, 2001 to June 12, 2002

Actuarial Service	
Actuarial valuation	177
Alternative funding projections	240, 299
Economic Growth and Tax Relief Reconciliation Act of 2001 pension changes	20
Expected number of pensioners projections	299
Funding projections report and summary of results	114
Goldstein and Associates	
Present at board meetings	17, 19, 114, 238, 281, 295
HB 2157 (Public Act 92-0416) information	20
Report of	20, 114, 177, 240, 299
Attorney. See Legal Counsel	
Auditing Service	
Audit Committee standard communications	177
Financial statements and schedules	177
KPMG present at board meeting	175
2001 Management letter; recommendations	177
Report of	177
Benefits Director	
Benefits department positions, salaries and salary increases discussion	231
Board of Trustees. See also Trustee Elections	
Amended proposed resolution clarifying Trustee and investment manager responsibilities	14
Clay, William, disability pension application deferred	4
Committee to be formed to draft plans to address health care funding and necessary legislative actions	288
GASB statement #26; implementation and impact of	288
Hambrick, Patricia; introduction of, as new Director of Accounting	240
HB 5168 update	293
Internal audit function to be deferred	289
Investment Consultant, retention of, deferred	12
Legislative lobbyists billing record distributed and discussion deferred	256
Letter from Chicago Principals and Administrators Association (CPAA) regarding lobbyist conflict of interest concerns	287
O'Brill, John F.; service recognition as Trustee	114, 240
Pilditch, Walter; service recognition as Trustee	104, 298
Special meeting scheduled	287, 298
Towns, Robin; letter to ask for reconsideration of returning to Fund	12
Trustee and Executive Director meeting with Senate President James "Pate" Philip	293
Trustee letter	5
Business, New	166
Business, Old	171
Chief Financial Officer	
Huber, Kevin	
Present at board meetings	2, 8, 17, 19, 103, 114, 167, 175, 235, 238, 281, 285, 291, 295
Present at executive sessions	7, 16, 173, 280, 290

Claims and Service Credits	
Report of committee	29, 123, 191, 248, 311
Communications	
Illinois Freedom of Information Act requests	18, 109, 296
Custodian	
Northern Trust present at board meetings	2, 8, 17, 19, 103, 238
Death benefits	52, 130, 199, 252, 339
Refund of contributions	56, 133, 203, 254, 343
Single payment of death benefit of pensioners	53, 131, 199, 253, 340
Single payment of death benefit of teachers	53, 130, 199, 252, 339
Elections. See Trustee Elections	
Executive Director	
Benefits department positions, salaries and salary increases discussion	231
"Bonus Bank" for administrators, discussion	171
Budget FY July 1, 2001 through June 30, 2002 presented	11
Cash flow analysis	230
Early Retirement Option (ERO) update	162, 230
Investigate sublease and report progress	12
Lease negotiations update	170
Meeting rooms/board rooms tour	231
Mental health parity as a health benefit	241
Nehf, Michael	
Present at board meetings	2, 8, 103, 114, 167, 175, 235, 238, 281, 285, 291, 295
Present at executive sessions	7, 16, 17, 19, 102, 173, 233, 280, 290
Pension Deductions Not Made by CPS for Christmas Vacations, deferred	231
Pension Gold presentation by Levi, Ray, and Shoup, Inc.	10
1993 5 + 5 project update; mailing on lump sum payment and tax notice	100
Report of	5, 10, 98, 100, 162, 170, 230, 237, 241
Rollover instructions change	171
Sick days payment without restrictions discussion	171
Unused sick days to be pensionable discussion	170
2.2 upgrade costs	162
Young, Michael F.; disability pension application deferred	237
Youth Connection Charter School (YCCS); matter deferred	237
Finance Committee	
Bills presented and recommended approved	20, 115, 179, 241, 300
Cash flow projections discussion	247
Expense analysis presentation	247
GASB 26 Accounting Impact matter deferred	247
Health Insurance Subsidy matter deferred	247
Presentation of the operating cash balance, cash flow, and projected cash flow statement	247
Replacement warrants	26, 121, 187, 246, 308
Report of committee	20, 115, 179, 241, 300
Financial Statements (Reports of Financial Secretary)	92, 156, 224, 273, 369
Health Insurance Consultant	
Ad hoc committee for long-term care formed and members appointed	165
Claims auditing services proposal presented and reviewed	99
Domestic partner benefit update	9
Eligibility rules discussion; current policy, eligibility and enrollment and possible options to alter	299
Health insurance enrollment follow up discussion	179

Long-term care	
Discussion guide presented and reviewed	99, 165
Discussion of, and coordination of voluntary program	236
Ad hoc committee for long-term care formed and members appointed	165
Medical market survey	178, 286
Mental Health Parity Act discussion	179
2003 Open Enrollment for retirees proposal	286
Renewal actions	9, 298
Report of	99, 165, 172, 178, 236, 286, 291, 298
Retiree insurance eligibility and enrollment policy and possible options	178
Segal Company present at board meetings	8, 19, 114, 168, 175, 235, 285, 295
Strategic plan	
Overview	165
Process	172, 236
Insurance Consultant. See Health Insurance Consultant	
Investment Advisor. See Investment Consultant	
Investment and real estate companies (discussions of and presentations by)	
Bank of America	297
Bank of Ireland Asset Management	287
Benchmark	104
Berean Capital	104, 163, 164
Brinson Partners	104
Deutsche Asset Management	239, 287
Fidelity Management Trust	104
First Honolulu Securities	104, 169
Harris Investment Management	104
Holland Capital	104
Iridian	2, 287
J & W Seligman	168, 239
Lazard Asset Management	239
Loop Capital Markets	104
Lynch Jones & Ryan	105, 163, 164
Melvin Securities	104
Merrill Lynch	105, 164
Morgan Stanley	2, 297
New Amsterdam Partners	2, 104
Northern Trust	104, 297
Oppenheimer Capital	104
Pimco	297
Schroder	239
Scudder	168, 239
Smith Graham and Company	297
UBS	297
Waddell & Reed	2, 104
Wellington Management	297
Western Asset Management	297
William Blair & Company	1
Woodford Capital Management	104, 297
Zevenbergen Capital Inc.	104
Zurich Scudder Investments	2
Investment Committee. See also Investment Consultant	
Report of committee	63, 142, 210, 259, 356
Reports to be recorded in proceedings	
Allocation overview chart	63, 142, 210, 259, 356
Brokerage Activity by category, fixed income managers	86
Brokerage Activity by fixed income managers	87
Brokerage Activity report (trade volume)	85, 154, 222, 271, 367

Commissions paid large cap managers	75, 152, 220, 269
Commissions paid other equity managers and totals	81
Commissions paid other managers and totals	80, 153, 221, 270
Commissions paid summary	73, 366
International equity commissions	155, 223, 272, 368
Investment summary by manager	64, 143, 211, 260, 357
Manager activity summary	68, 147, 215, 264, 361
Managers compliance with brokerage policy	72, 151, 219, 268, 365

Investment Consultant. See also Investment Committee

Amended proposed resolution clarifying Trustee and investment manager responsibilities	14
Berean Securities, contact regarding participation preference	164
Brokerage policy discussion and recommendations	168
Brokerage policy draft regarding large cap active domestic equity presented by Mercer	164
Brokerage policy draft regarding non-compliance presented by Mercer	164
Communication from Trustee regarding minority brokerage policy	168
Deutsche Asset Management update	287
Educational session	292
Fixed income structure and recommendations	297
Investment Consultant service agreement presented for review	98
Investment manager presentation overview, presentations and recommendations	239
Investment performance review	20, 163, 176, 297
2002 investment program goals	168
Iridian acquired by Bank of Ireland Asset Management	287
J & W Seligman update	168
Lynch Jones & Ryan solicitation by Mercer	164
Mercer Investment Consulting	
New York personnel update	20
Present at board meetings	2, 17, 19, 103, 114, 168, 238, 285, 291, 295
Mid cap and large cap core managers	
Due diligence presentations	1, 2
Report of	1, 2, 20, 104, 163, 168, 175, 176, 239, 287, 292, 297
Roundtable	
Briefing and discussion	104
Summarization presented	163
Scudder update	168
"Significant presence" definition in Chicago discussion	168, 169
Townsend group letter regarding proposed Morgan Stanley contract amendments	2
Townsend group memorandum to consent to Aetna's transfer to UBS	
Realty with respect to management of assets held in RESA	104
Trustee communication regarding Mercer	20
Zurich Scudder, international equity manager reviewed	2

Legal Counsel

Education session on legal principles statutory framework and clarification of fiduciary responsibilities/roles	236
Jacobs, Burns, Orlove, Stanton & Hernandez	
Present at board meetings	2, 8, 17, 19, 103, 114, 167, 235, 238, 281, 285, 291, 295
Present at executive sessions	7, 16, 102, 173, 233, 280, 290
Kerke, Hattie; disability pension administrative hearing	3
Pending litigation discussed	292
Pension funding lawsuit	178
Report of	3, 99, 163, 175, 231, 236, 257, 292
Stevanovic, Irma; duty disability pension administrative hearing	4

Young, Michael F.; disability pension application	
Presentation of	380
Tabled	292
Youth Connection Charter School (YCCS) update	163
Legislative lobbyist	
Billing record distributed by Trustee and discussion deferred	256
E. M. Barnes and Associates present at board meetings	17, 175
Governor's State Address update on topics for discussion	176
HB 2157 (Public Act 92-0416) update	18
HB 5168 update	293
Illinois Pension Laws Commission meetings update	176
2001-02 legislative program and priorities	105
Pension funding lawsuit	178
Report of	18, 105, 176, 380
Meetings	
Executive session meetings - official reports	
Litigation/legal matters	102, 173, 233, 280, 290
Personnel matters	7, 16, 102, 107
Public participation	
Presentation by Bradley, Madeline	239
Presentation by Bruce, Myrtle	176
Presentation by Dailey, McArthur	9
Presentation by Edminister, James	176
Presentation by Lee, Carolyn M.	167
Presentation by Lehne, Arthur	1
Presentation by McCall, Anne Marie	281, 296
Presentation by McGinnis, Judy	239
Presentation by Padley, Penny	235
Presentation by Schaps, Richard	239
Presentation by Tucker, Carlyn	176
Presentation by Walker, Sheelah (daughter of Katheryn Walker)	285
Presentation by Walker-Jackson, Sharol (daughter of Katheryn Walker)	285
Presentation by Wilensky, Wolf	167
Presentation by Woods, Mary	176
Regular	
09/11/2001	17
09/21/2001	19
11/20/2001	109
02/19/2002	175
04/09/2002	238
06/12/2002	295
Special	
07/19/2001	1
08/23/2001	8
01/17/2002	167
03/21/2002	235
05/09/2002	281
05/16/2002	285
06/07/2002	291
Military Service	141

Motions and resolutions

Omnibus

Report of the Committee on Claims and Service Credits moved to omnibus	62, 141, 209, 256, 355
Report of the Committee on Finance, items a and b, moved to omnibus	247
Report of the Committee on Finance moved to omnibus	28, 122, 161, 191, 310
Report of the Committee on Investments moved to omnibus	88, 156, 224, 273
Report of the Committee on Pension Law and Rules moved to omnibus	92, 209, 258
Report of the Financial Secretary moved to omnibus	98, 161, 229, 278, 380
Report of the President moved to omnibus	162
Reports approved	100, 166, 232, 279, 380
Proposed and failed	
Duty disability pension denied; Stevanovic, Irma	4
First Honolulu to be included in brokerage program	169
Maintain the health insurance subsidy at 85%	230
Morgan Stanley contract Amendment Two as recommended by Townsend Group; denied	3
Set health insurance subsidy at 80%; and friendly amendment (not accepted) to set at 85% then 80%	230
Several motions by Mr. Silver regarding Mercer Investment Consulting communication (no second)	20
Youth Connection Charter Schools' teachers/employees of private agencies shall not be eligible to contribute to the Fund	288
Proposed and no action taken	
Eligibility of Youth Connection Charter Schools' teachers/employees to contribute to the Fund (tabled)	256
Proposed and passed	
Actuarial matter; intergovernmental contributions for health care funding	299
Actuary, legal counsel and auditor retained	5, 310
Board meeting minutes	
Approved	18, 114, 240, 296
Approved as amended	176
Board meetings	
June regular meeting date change	191
Meeting adjournment	6, 15, 18, 101, 106, 166, 172, 232, 237, 279, 283, 289, 294, 380
Disability pensions	
Brent, Alice; approved	13
Clay, Willie; approved	12
Dailey, McArthur; approved	13
Gilliam, Kathleen M.; approved	257
Halm-Clark, Michele; approved	257
Mitchell, Dorothy L.; approved	257
Stevanovic, Irma; approved	4
Strauss, Ellen A.; approved	4
Terry, Lonzo E.; approved	13
Duty disability pensions	
Higginbotham, Ann; approved	13
Kerke, Hattie; denied	3
Obartuch, Linda; denied	292
Elections and appointments	
Election by-laws modified	11
Independent firm to conduct Trustee elections	11
Organization of the Board; Committee chairpersons	171
Reports of the Canvassing Board, Canvassing	
Committee and Board of Education accepted	113
State of officers, approved by acclamation	166
Teacher-trustee election stipend increased and location approved	98

Executive Director	
Amendment to expense policy business expenses	5
Audit of other employer groups that contribute to the Fund	6
Authorized to continue negotiating the terms for hiring of a new accounting manager	231
Authorized to implement rebates based on projected health insurance rate costs and projections	230
Authorized to increase salary, post positions and hire for the benefits department	231
2002 FY Budget	11
Health Insurance Consultant and Legislative Lobbyists retained	12
Lease of 14th floor, 55 West Wacker Drive	170
Rollover instructions change	171
Salary increase	106
Scheduled salary increases, items 1-5	100
Sublease of 12th floor, 55 West Wacker Drive	100
Technology consultant retained	10
Technology database approved	10
Townes, Robin; letter to ask for reconsideration of returning to Fund	12
Unused sick days pensionable upon retirement	170
2.2 upgrade cost recalculation refund(s) shall include regular interest	162
Executive sessions (regular and special board meetings)	6, 11, 99, 106, 170, 231, 257, 286
Health Insurance Consultant	
Accept Blue Cross Blue Shield proposal for one year	298
Accept Pacificare proposal and continue plan as is with the new benefit plan	299
Adopt Humana proposal with rider #1	299
Adopt the HMO Illinois proposal for one year	299
Annual health insurance rates	9
Audit of sample groups for BCBS PPO and HMO plans accepted	99
Hire Segal Company to assist in Fund's goals/priorities development	165
Hire Segal Company to investigate alternative insurance carriers	165
Participants over age 65 granted one grace period to enroll in Medicare	9
Participants who already had one year to enroll in Medicare will not be allowed to continue coverage beyond June 30, 2002	9
Segal Company authorized to conduct average cost of claims analysis	179
Segal Company to coordinate 2003 Open Enrollment	286
Segal Company to prepare an RFP to solicit health insurance carriers bids	286
Health insurance rebate; seek legislation to raise to \$65 million	288
Investments/Investment Consultant	
Amended proposed resolution clarifying Trustee and investment manager responsibilities	14
Brokerage policy regarding compliance and reporting requirements	105
Brokerage policy regarding large cap domestic equity managers brokerage business requirements	104
Brokerage policy regarding large cap domestic equity managers directed commission dollars	164
Investment Consultant retained	98
Mercer's recommendations accepted; fixed income portfolio mix and companies to be interviewed	297
Mercer's recommendation to evaluate Deutsche's international capabilities	287
Mercer to coordinate a roundtable	14
Mercer to provide disclosures in writing within 5 days	20
Morgan Stanley	
Contract amendment recommendation by Townsend Group; action deferred	2
Contract Amendment One as recommended by Townsend Group; accepted	3
"Significant presence" in Chicago defined	169
Terminate Schroder and transfer assets to Lazard	239
Terminate the separate emerging market account with Deutsche/Zurich Scudder and move to portfolio with ACW x-US benchmark	239

Woodford Capital Management assets to be transferred to Northern Trust equity index fund	297
Lawsuit, as co-plaintiff with Board of Education vs. James E. Ryan, Illinois attorney general, for fairness in pension funding	232
Legal counsel to develop reporting protocol for legislative lobbyists	288
Legal settlements	
Fredericks, Dorothy; approved	99
Hearne, Mary; approved	99
LaSalle Bank in the Margaret D. Gaethke matter; approved	99
Savanaugh, Irma Stevanovic; CTPF to appeal judge's decision of duty disability	232
Vierra, Lenice, in the Margaret D. Gaethke matter; denied	99
Vierra, Lenice, in the Margaret D. Gaethke matter; fund counsel to enter into negotiations with	292
Legislative matters	
HB 5168; portion to be removed	293
Pension Law and Rules Committee	
Communication to teacher members encouraging them to write Governor and leaders regarding proposed funding cuts	282
FY 2002 legislative proposals adopted as amended	90
Include the inflationary trigger for CPI not to exceed 6% as a legislative priority	258
Legislative agenda item added regarding ad hoc increase for pensioners	209
Legislative agenda item added regarding post retirement teaching restrictions	90
Legislative sub committee to be formed	236
Letter to Governor and legislative leaders asking for support of legislative changes to improve Chicago teachers/annuitants benefits	282
Letter to Governor and legislative leaders urging continued support of State funding to CTPF	282
President	
O'Brill, John F.; record presentation of outstanding service award	240
Real estate investments	
Consent to Aetna's transfer to UBS Realty with respect to management of assets held in RESA	104
Trustee letter discussion deferred	15
Trustees allowed to attend local educational meetings with a \$35 per diem	293
Youth Connection Charter Schools' teachers/employees eligibility to contribute to the Fund to be tabled	256
Youth Connection Charter Schools' teachers/employees of private agencies eligibility matter to be referred to attorney general for advisory opinion	288
Proposed and withdrawn	
Accept Morgan Stanley contract Amendment One as recommended by Townsend Group	2
Health care enrollment policy for those who miss deadline	179
Outside Time	61, 141, 208, 256, 354
Pension Law and Rules Committee	
FY 2002 legislative proposals	90
HB 4506, status and instruction about	258
HB 3440 (Public Act 92-008) and HB 2157 (Public Act 92-0416)	89
Legislative sub committee formation discussion	236
Mission statement submitted	299
2001 Pension Legislation enacted (recommended approved)	89
Report of committee	89, 209, 236, 258, 282, 299
State appropriation proposed cuts discussion	282
Teaching restrictions amendment discussion	209
Trustee to meet with President of Board of Education and President of the Chicago Principals and Administrators Association	299

Pensions

Additional benefits to pensioners who retired under the 1993 early retirement incentive program	316
Applications for	
Disability Pensions	126
Disability Retirement Pensions	37, 194, 250, 313
Duty Disability Pensions	126
Optional Service Retirement Pensions	29, 123, 192, 248, 311
Reciprocal Retirement Pensions	38, 126, 194, 250, 313
Reversionary Pensions	42, 129, 197
Summary of pensions granted	42, 129, 197, 251, 315
Survivors' Pensions	40, 128, 195, 250, 314
Cancellation of	42, 129, 197, 251, 315
Revision in rate of	42, 130, 198, 252, 339

President

2002 Board of Trustees' meeting schedule	162
Conference attendances disclosed	10, 369
Investment Consultant service agreement presented for review	98
O'Brill, John F.; outstanding service recognition as Trustee and communication submitted from	240
Pilditch, Walter E.; outstanding service recognition as Trustee	298
Report of	10, 98, 162, 191, 240, 291, 298, 369
Walker, Kathryn; health insurance reinstated	291

Real Estate Investment Consultant

Quarterly performance measurement report	296
2002 real estate investment plan	176
Report of	176, 296
The Townsend Group	
Introduction of consultant replacement	296
Present at board meetings	17, 175, 295
Townsend group letter presented regarding proposed Morgan Stanley contract amendments	2
Townsend group memorandum to consent to Aetna's transfer to UBS	
Reality with respect to management of assets held in RESA	104

Recording Secretary, Report of

Report of the Canvassing Board, Canvassing Committee and Board of Education	109
---	-----

Refunds

5 + 5 costs due to legislative changes	347
Creditable service withdrawn	61, 140, 208, 256, 347
Excess contributions	60, 138, 208, 255, 346
Resignation and separation from service	57, 134, 205, 254, 344
Survivor contributions	59, 136, 207, 255, 346

Trustee Elections

Candidates for the pensioner-trustee election and certification	112
Candidates for the principal-trustee election and certification	111
Candidates for the teacher-trustee election and certification	110
Election location and stipend	98
Letter from Board of Education regarding reappointment of member, Gene R. Saffold	113
Oaths of office	114, 163
Organization of the Board	166, 171
Report by the Canvassing Board; teacher-trustees elected for three-year terms	110
Report by the Canvassing Committee; pensioner-trustees elected for two-year terms	112
Report by the Canvassing Committee; principal-trustees elected for three-year terms	111
Report of the Canvassing Board, Canvassing Committee and Board of Education	109

REPORT OF THE PROCEEDINGS
OF THE
Board of Trustees
OF THE
**Public School Teachers' Pension and
Retirement Fund of Chicago**

Special Meeting - Official Report
Thursday, July 19, 2001

A special meeting of the Board of Trustees of the Public School Teachers' Pension and Retirement Fund of Chicago was held Thursday, July 19, 2001.

The President, Ms. Mary Sharon Reilly, called the meeting to order at 9:16 a.m.

PUBLIC PARTICIPATION

Dr. Arthur Lehne, a retired member, expressed his appreciation to the Trustees and staff for their service and continued dedication to the members of the Fund. He also commented on contract agreements for service providers to the Fund.

REPORT OF THE INVESTMENT CONSULTANT

**Due Diligence Presentations by Mid Capitalization and
Large Capitalization Core Managers**

A due diligence presentation was made by representatives of William Blair & Company. The managers addressed questions raised by Trustees.

ROLL CALL

Members present: Ms. Anderson, Ms. Knazze, Mr. Mayo, Mr. O'Brill, Mr. O'Farrell, Dr. Pilditch, Ms. Reilly, Ms. Rodriguez, Mr. Silver, Mr. Ward—10.

Members absent: Ms. Nolan, Mr. Saffold—2.

Also in attendance were Mr. Michael J. Nehf (*Executive Director*), Mr. Kevin Huber (*Chief Financial Officer*), Mr. Joseph Burns and Ms. Gwendolyn Reeves of Jacobs, Burns, Orlove, Stanton and Hernandez (*Legal Counsel*), Mr. Brad Blalock and Ms. Stephanie Grieser of Mercer Investment Consulting, Inc. (*Investment Consultant*), Ms. Kathy Stevenson of The Northern Trust (*Custodian*) and various observers and staff members.

CONTINUATION OF REPORT OF THE INVESTMENT CONSULTANT

Due Diligence Presentations by Mid Capitalization and Large Capitalization Core Managers Continued

Due diligence presentations were made by representatives of Iridian Asset Management, New Amsterdam Partners, and Waddell & Reed Asset Management. The managers addressed questions raised by Trustees.

Contract Amendments Proposed by Investment Manager

Mr. Brad Blalock of Mercer Investment Consulting, Inc. presented a letter from The Townsend Group which contained proposed contract amendments by Morgan Stanley Investment Management.

Following review, a motion was made by Mr. Silver, seconded by Ms. Rodriguez, to accept Amendment One as presented and recommended by the Townsend Group.

Following discussion, Mr. Silver withdrew his motion.

A motion was then made by Mr. Silver, seconded by Mr. Ward, and unanimously passed, to defer action on the proposed contract amendment, pending further information.

International Equity Manager Reviewed

Representatives of Zurich Scudder Investments, Inc. appeared before the Trustees to discuss performance and personnel changes within their organization. They addressed questions raised by Trustees.

Contract Amendment Approved

Following review and discussion of The Townsend Group letter containing the proposed amendments by Morgan Stanley Investment Management, the following motions were presented:

A motion was made by Mr. Ward, seconded by Mr. O'Farrell, to accept Amendment One as presented and recommended by The Townsend Group to allow managers to hold the greater of a percentage or some additional weight relative to a benchmark for a specific security. The motion passed by the following vote:

Ayes: Ms. Anderson, Mr. O'Brill, Mr. O'Farrell, Dr. Pilditch, Ms. Reilly, Ms. Rodriguez, Mr. Silver—7.

Nays: Mr. Ward—1.

(Ms. Knazze and Mr. Mayo were not present at the time the vote was taken.)

Contract Amendment Denied

A motion was made by Mr. Silver, seconded by Ms. Rodriguez, to reject Amendment Two as presented and recommended by The Townsend Group relating to affiliate broker/dealer trading. The motion passed by the following vote:

Ayes: Ms. Anderson, Mr. O'Brill, Mr. O'Farrell, Dr. Pilditch, Ms. Reilly, Ms. Rodriguez, Mr. Silver, Mr. Ward—8.

Nays: None.

(Ms. Knazze and Mr. Mayo were not present at the time the vote was taken.)

REPORT OF THE ATTORNEY

Administrative Hearing in the Matter of Disability Pension of Hattie Kerke

Ms. Hattie Kerke was interviewed by attorneys, Mr. Joseph Burns, Ms. Gwendolyn Reeves and Mr. Kurt J. Kolar, details of which are available via court reporter's transcripts.

Duty Disability Pension of Hattie Kerke Denied

The Trustees reviewed the duty disability application for Hattie Kerke. Following discussion, a motion was made by Mr. Silver, seconded by Dr. Pilditch, to deny Ms. Kerke's request for a duty disability pension because her disability was not proximately caused by the injury of October 1993. The motion passed by the following vote:

Ayes: Ms. Anderson, Mr. O'Brill, Mr. O'Farrell, Dr. Pilditch, Ms. Reilly, Ms. Rodriguez, Mr. Silver, Mr. Ward—8.

Nays: None.

Abstentions: Ms. Knazze—1.

(Mr. Mayo was not present at the time the vote was taken.)

Disability Pension for Ellen A. Strauss Approved

The Trustees reviewed the disability application for Ellen A. Strauss. Following discussion, a motion was made by Mr. Ward, seconded by Ms. Anderson, to grant Ms. Strauss' request for a disability pension. The motion passed by the following vote:

Ayes: Ms. Anderson, Ms. Knazze, Mr. O'Brill, Mr. O'Farrell, Ms. Reilly, Mr. Ward—6.

Nays: Dr. Pilditch—1.

Abstentions: Ms. Rodriguez—1.

(Messrs. Silver and Mayo were not present at the time the vote was taken.)

Disability Pension for Willie Clay Deferred

The Trustees deferred the disability pension application for Willie Clay for further investigation.

Administrative Hearing in the Matter of Duty Disability Pension of Irma Stevanovic

Ms. Irma Stevanovic was interviewed by attorneys, Mr. Joseph Burns, Ms. Gwendolyn Reeves and Mr. DeBofsky, details of which are available via court reporter's transcripts.

Disability Pension of Irma Stevanovic Approved

The Trustees reviewed the disability pension application for Irma Stevanovic. Following discussion, a motion was made by Ms. Anderson, seconded by Ms. Knazze, to grant the request of Irma Stevanovic. The motion passed by the following vote:

Ayes: Ms. Anderson, Ms. Knazze, Mr. O'Brill, Mr. O'Farrell, Ms. Reilly, Ms. Rodriguez—6.

Nays: Dr. Pilditch, Mr. Silver—2.

Abstentions: Mr. Ward—1.

(Mr. Mayo was not present at the time the vote was taken.)

Duty Disability Pension Request of Irma Stevanovic

The Trustees reviewed the duty disability application for Irma Stevanovic. Following discussion, a motion was made by Mr. Silver, seconded by Ms. Knazze, to grant the duty disability pension request of Irma Stevanovic. The motion failed by the following vote:

Ayes: None.

Nays: Ms. Anderson, Ms. Knazze, Mr. O'Brill, Mr. O'Farrell, Dr. Pilditch, Ms. Reilly, Ms. Rodriguez, Mr. Silver, Mr. Ward—9.

(Mr. Mayo was not present at the time the vote was taken.)

REPORT OF THE EXECUTIVE DIRECTOR

Retention of Consultants Actuary, Legal Counsel, and Auditor

Following review and discussion, a motion was made by Mr. O'Brill, seconded by Ms. Knazze, and unanimously passed, to retain Goldstein and Associates, Jacobs, Burns, Orlove, Stanton and Hernandez with no change in rates, and KPMG LLP a \$2,000 increase for the fiscal year 2001-2002. The motion passed by the following vote:

Ayes: Ms. Anderson, Ms. Knazze, Mr. O'Brill, Mr. O'Farrell, Dr. Pilditch, Ms. Reilly, Ms. Rodriguez, Mr. Silver, Mr. Ward—9.

Nays: None.

(Mr. Mayo was not present at the time the vote was taken.)

The Trustees extended special thanks to the consultants who did not raise their fees for the fiscal year 2001-2002.

Proposed Amendment to Expense Policy Business Expenses

A motion was made by Mr. Ward, seconded by Ms. Knazze, and unanimously passed, to adopt the recommendation of Messrs. Nehf and Huber's report regarding business expenses as presented:

All reasonable expenses incurred by the Trustees or Fund management during the course of conducting Fund business (business meetings, local seminars, and other educational events, excluding board of trustee meetings) are reimbursable to the extent they are supported by original receipts. The motion passed by the following vote:

Ayes: Ms. Anderson, Ms. Knazze, Mr. O'Brill, Mr. O'Farrell, Dr. Pilditch, Ms. Reilly, Ms. Rodriguez, Mr. Silver, Mr. Ward—9.

Nays: None.

(Mr. Mayo was not present at the time the vote was taken.)

LETTER FROM TRUSTEE

Mr. Silver distributed to the Trustees a letter dated July 19, 2001. He would like stated for the record that his letter will be discussed at the next meeting.

EXECUTIVE SESSION

A motion was made by Mr. Silver, seconded by Ms. Anderson, and unanimously passed, to enter in an executive session for the consideration of personnel matters. The executive session lasted from 4:55 p.m. to 5:20 p.m.

Following executive session, a motion was made by Mr. Silver, seconded by Ms. Anderson, and unanimously passed, to resume the regular order of business.

(Mr. Mayo was not present at the time the vote was taken.)

Audits of Other Employer Groups

A motion was made by Mr. Silver, seconded by Ms. Knazze, to authorize the use of extra auditors to audit other employee groups that contribute to our Fund other than CPS and charter schools under conditions to be determined by the Executive Director, not to exceed \$15,000.

The motion passed by the following roll call vote:

Ayes: Ms. Anderson, Ms. Knazze, Mr. O'Brill, Dr. Pilditch, Ms. Reilly, Mr. Silver—6.

Nays: Mr. Ward—1.

(Messrs. Mayo, O'Farrell and Ms. Rodriguez were not present at the time the vote was taken.)

ADJOURNMENT

On a motion by Mr. Silver, seconded by Ms. Anderson, and by unanimous vote, the meeting was adjourned at 5:25 p.m.

Respectfully submitted,



Maria J. Rodriguez
Recording Secretary

REPORT OF THE PROCEEDINGS
OF THE
Board of Trustees
OF THE
**Public School Teachers' Pension and
Retirement Fund of Chicago**

Executive Session - Official Report
Thursday, July 19, 2001

An executive session of the Board of Trustees of the Public School Teachers' Pension and Retirement Fund of Chicago was held Thursday, July 19, 2001, for the purpose of discussing personnel matters.

The President, Mary Sharon Reilly, called the meeting to order at 4:55 p.m. with the following members present: Ms. Anderson, Ms. Knazze, Mr. O'Brill, Mr. O'Farrell, Dr. Pilditch, Ms. Reilly, Ms. Rodriguez, Mr. Silver, Mr. Ward—9.

Members absent: Mr. Mayo, Ms. Nolan, Mr. Saffold—3.

Also in attendance were Mr. Michael J. Nehf (*Executive Director*), Mr. Kevin Huber (*Chief Financial Officer*), and Mr. Joseph Burns and Ms. Gwendolyn Reeves of Jacobs, Burns, Orlove, Stanton and Hernandez (*Legal Counsel*).

Personnel matters were discussed. No action was taken.

The executive session was adjourned at 5:20 p.m.

Respectfully submitted,



Maria J. Rodriguez
Recording Secretary

REPORT OF THE PROCEEDINGS
OF THE
Board of Trustees
OF THE
**Public School Teachers' Pension and
Retirement Fund of Chicago**

Special Meeting - Official Report
Thursday, August 23, 2001

A special meeting of the Board of Trustees of the Public School Teachers' Pension and Retirement Fund of Chicago was held Thursday, August 23, 2001.

The President, Ms. Mary Sharon Reilly, called the meeting to order at 9:39 a.m.

ROLL CALL

Members present: Ms. Anderson, Ms. Knazze, Mr. Mayo, Ms. Nolan, Mr. O'Brill, Mr. O'Farrell, Dr. Pilditch, Ms. Reilly, Ms. Rodriguez, Mr. Silver, Mr. Ward—11.

(In accordance with the Bylaws of the Fund, Ms. Nolan was present by phone for a portion of the meeting.)

Members absent: Mr. Saffold—1.

Also in attendance were Mr. Michael J. Nehf (*Executive Director*), Mr. Kevin Huber (*Chief Financial Officer*), Mrs. Marisel Hernandez of Jacobs, Burns, Orlove, Stanton and Hernandez (*Legal Counsel*), Mr. Mitch Bramstaedt of The Segal Company (*Insurance Consultant*), Ms. Kathy Stevenson of The Northern Trust (*Custodian*) and various observers and staff members.

PUBLIC PARTICIPATION

Mr. McArthur Dailey, a disability applicant, briefed the Trustees on his disability concerns. President Reilly informed Mr. Dailey that his request for a disability pension would be discussed later in the meeting.

REPORT OF THE INSURANCE CONSULTANT

Domestic Partner Benefit Update

Mr. Mitch Bramstaedt of The Segal Company reported that the process of preparing the enrollment materials for the domestic partner benefits has been completed. He reported that the domestic partners benefit will be introduced during the open enrollment period this October.

Renewal Actions Annual Health Insurance Rates Approved

Mr. Bramstaedt reported that he has been actively negotiating with the Fund's insurance carriers to arrive at acceptable renewal rates for the January 1, 2002 open enrollment period. He provided the Trustees with premium rate comparison charts. He also provided the Trustees with three renewal options.

Following discussion, a motion was made by Ms. Anderson, seconded by Dr. Pilditch, and unanimously passed, to increase the Blue Cross Blue Shield Medicare supplement rates by 16.9% and the non-Medicare rates will be unchanged.

Grace Period for Participants Not Enrolled in Medicare Extended

The Trustees discussed allowing an extended open enrollment period for participants who are currently over age 65 and have not purchased Medicare.

A motion was then made by Mr. O'Farrell, seconded by Ms. Rodriguez, and unanimously passed, that participants who have already had one year to enroll in Medicare will not be allowed to continue coverage beyond June 30, 2002.

Grace Period for New Participants to Enroll in Medicare

The Trustees discussed allowing one extended open enrollment grace period for new participants.

A motion was then made by Mr. Ward, seconded by Mr. O'Brill, and unanimously passed, to grant over age 65, newly eligible Medicare participants one extended open enrollment grace period to enroll in Medicare.

REPORT OF THE EXECUTIVE DIRECTOR

Technology Database System Approved

Representatives from Levi, Ray and Shoup, Inc. gave a presentation on Pension Gold software and outlined the benefits to the Fund. They also reported on their software requirements review of the Fund conducted in March 2001. They indicated that the purpose of their review was to determine the cost of modifying their existing software and customizing it to the Fund's needs. They also discussed how their services will benefit the Fund.

Technology Database Approved

A motion was made by Mr. Silver, seconded by Mr. O'Brill, to authorize Levi, Ray, and Shoup, Inc. to assist in the development and implementation of an informational database for a price not to exceed \$3,000,000, pending review and approval of contract, and to allow Jacobs, Burns, Orlove, Stanton and Hernandez to obtain legal counsel knowledgeable in technology contracts to review and negotiate the contract with Board approval. The motion passed by the following roll call vote:

Ayes: Ms. Anderson, Ms. Knazze, Mr. Mayo, Mr. O'Brill, Mr. O'Farrell, Dr. Pilditch, Ms. Reilly, Ms. Rodriguez, Mr. Silver—9.

Nays: Mr. Ward—1.

(Ms. Nolan was not available for the balance of the meeting.)

Technology Database Consultant Retained

A motion was made by Mr. Silver, seconded by Mr. Mayo, to authorize the Bradley Consulting Group to assist in the development and implementation of an informational database for a price not to exceed \$200,000, pending review and approval of contract, and to allow Jacobs, Burns, Orlove, Stanton and Hernandez to obtain legal counsel knowledgeable in technology contracts to review and negotiate the contract with Board approval. The motion passed by the following roll call vote:

Ayes: Ms. Anderson, Ms. Knazze, Mr. Mayo, Mr. O'Brill, Mr. O'Farrell, Dr. Pilditch, Ms. Reilly, Ms. Rodriguez, Mr. Silver—9.

Abstentions: Mr. Ward—1.

REPORT OF THE PRESIDENT

President Reilly disclosed to the Trustees that she attended the Public Funds Symposium in Santa Fe, New Mexico. She stated for the record the informational conference was complimentary.

CONTINUATION OF THE REPORT OF THE EXECUTIVE DIRECTOR

Presentation of Budget for Fiscal Year Ended June 30, 2002

Mr. Kevin Huber presented the budget for the fiscal year July 1, 2001 through June 30, 2002. He distributed a brief summary and then distributed a detailed budget for the Trustees to review. Mr. Huber addressed questions raised by Trustees throughout his presentation.

A motion was made by Ms. Anderson, seconded by Mr. Silver, and unanimously passed, to approve the FY 2002 Budget. The motion passed by the following vote:

Ayes: Ms. Anderson, Ms. Knazze, Mr. O'Brill, Mr. O'Farrell, Dr. Pilditch, Ms. Reilly, Ms. Rodriguez, Mr. Silver, Mr. Ward—9.

Nays: None.

(Mr. Mayo was not present at the time the vote was taken.)

Modifications of By-Laws Relative to Election

A motion was made by Ms. Anderson, seconded by Ms. Rodriguez, and unanimously passed, to 1) try to meet with the canvassing board members in mid September, 2) include Mr. Louis Pyster, representative from the union in planning and discussions, and 3) for the purpose of discussing strategies to authorize setting up sites to drop off ballots, and to better improve the collection of the ballot boxes.

Proposal of Independent Firm to Conduct Elections of Trustees

A motion was made by Mr. O'Farrell, seconded by Ms. Rodriguez, and unanimously passed, that the Board contract with the firm Hill Taylor LLC, Certified Public Accountants, a minority firm that KPMG LLP also subcontracts for the Fund's financial audit, to provide assistance in conducting all three elections of Trustees in accordance with their formal proposal, at an annual cost not to exceed \$8,500. The motion passed by the following vote:

Ayes: Ms. Anderson, Ms. Knazze, Mr. Mayo, Mr. O'Brill, Mr. O'Farrell, Dr. Pilditch, Ms. Reilly, Ms. Rodriguez, Mr. Silver, Mr. Ward—10.

Nays: None.

EXECUTIVE SESSION

A motion was made by Ms. Anderson, seconded by Ms. Knazze, and unanimously passed, to enter in an executive session for the consideration of personnel matters. The executive session lasted from 2:00 p.m. to 2:13 p.m.

Following executive session, a motion was made by Mr. Ward, seconded by Dr. Pilditch, and unanimously passed, to resume the regular order of business.

Personnel Matters

Following review and discussion, a motion was made by Mr. Ward, seconded by Ms. Rodriguez, to send a letter to Robin Towns asking him to reconsider returning to the Pension Fund. The motion passed by the following vote:

Ayes: Ms. Knazze, Mr. Mayo, Ms. Rodriguez, Mr. Silver, Mr. Ward—5.

Nays: Ms. Anderson, Mr. O'Farrell, Dr. Pilditch, Ms. Reilly—4.

Abstentions: Mr. O'Brill—1.

Sublease Available at 55 West Wacker on 12th Floor

The Trustees directed the Executive Director and staff to investigate the 12th floor sublease and report to the Trustees the progress of such at the next meeting.

Retention of Consultants Health Insurance Consultant and Legislative Lobbyist

Following review and discussion, a motion was made by Mr. Silver, seconded by Ms. Rodriguez, to retain The Segal Company at a 5% increase through 6/30/03, Henry P. Anselmo & Associates at an annual rate of \$52,206, and E. M. Barnes & Associates at an annual rate of \$39,155 through 6/30/04.

The motion passed by the following vote:

Ayes: Ms. Anderson, Ms. Knazze, Mr. Mayo, Mr. O'Brill, Mr. O'Farrell, Dr. Pilditch, Ms. Reilly, Mr. Rodriguez, Mr. Silver—9.

Nays: Mr. Ward—1.

Retention of the Investment Consultant Deferred

The Trustees deferred the retention of Mercer Investment Consulting, Inc., investment consultant until the September 11, 2001 Board meeting.

REPORT OF THE ATTORNEY

Disability Pension for Willie Clay Approved

The Trustees reviewed the disability application for Willie Clay. Following discussion, a motion was made by Ms. Anderson, seconded by Mr. Ward, and unanimously passed, to grant Mr. Clay's request for a disability pension. The motion passed by the following vote:

Ayes: Ms. Anderson, Ms. Knazze, Mr. Mayo, Mr. O'Brill, Mr. O'Farrell, Dr. Pilditch, Ms. Reilly, Ms. Rodriguez, Mr. Ward—9.

Nays: None.

(Mr. Silver was not present at the time the vote was taken.)

Disability Pension for Lonzo E. Terry Approved

The Trustees reviewed the disability pension application for Lonzo E. Terry. Following discussion, a motion was made by Mr. Ward, seconded by Mr. O'Brill, and unanimously passed, to grant Mr. Terry's request for a disability pension. The motion passed by the following vote:

Ayes: Ms. Anderson, Ms. Knazze, Mr. Mayo, Mr. O'Brill, Mr. O'Farrell, Dr. Pilditch, Ms. Reilly, Ms. Rodriguez, Mr. Silver, Mr. Ward—10.

Nays: None.

Disability Pension of Alice Brent Approved

The Trustees reviewed the disability pension application for Alice Brent. Following discussion, a motion was made by Dr. Pilditch, seconded by Mr. Ward, to grant Ms. Brent's request for a disability pension. The motion passed by the following vote:

Ayes: Ms. Anderson, Ms. Knazze, Mr. O'Brill, Mr. O'Farrell, Ms. Reilly, Ms. Rodriguez—6.

Nays: Mr. Mayo, Dr. Pilditch, Mr. Silver, Mr. Ward—4.

Disability Pension of McArthur Dailey Approved

The Trustees reviewed the disability pension application for McArthur Dailey. Following discussion, a motion was made by Mr. Ward, seconded by Dr. Pilditch, and unanimously passed, to grant Mr. Dailey's request for a disability pension. The motion passed by the following vote:

Ayes: Ms. Anderson, Ms. Knazze, Mr. Mayo, Mr. O'Brill, Mr. O'Farrell, Dr. Pilditch, Ms. Reilly, Ms. Rodriguez, Mr. Silver, Mr. Ward—10.

Nays: None.

Duty Disability Pension of Ann Higginbothan Approved

The Trustees reviewed the duty disability pension application for Ann Higginbothan. Following discussion, a motion was made by Mr. Ward, seconded by Mr. O'Brill, and unanimously passed, to grant Ms. Higginbothan's request for a duty disability pension. The motion passed by the following vote:

Ayes: Ms. Anderson, Ms. Knazze, Mr. Mayo, Mr. O'Brill, Mr. O'Farrell, Dr. Pilditch, Ms. Reilly, Ms. Rodriguez, Mr. Silver, Mr. Ward—10.

Nays: None.

Approval of Amended Proposed Resolution

A motion was made by Ms. Rodriguez, seconded by Ms. Anderson, to accept the amended proposed resolution as presented that clarifies the responsibilities of Trustees and investment managers relating to the use of broker-dealers.

Whereas, the Board of Trustees has, pursuant to the Illinois Pension Code, delegated to various investment managers the responsibility for investing the Fund's assets; and

Whereas, the investment managers are fiduciaries legally obligated to act for the exclusive benefit of the Fund's participants; and

Whereas, the Board of Trustees believes it is prudent to provide the investment managers with the Board of Trustees' position on the use of broker-dealers, it is hereby resolved that:

Any Trustee or employee of the Fund who contacts an investment manager regarding the selection or use of a broker-dealer shall do so only in writing, with a copy to each member of the Board of Trustees within five (5) days of the communication.

Each investment manager is required by law and its Investment Manager's Agreement to exercise its fiduciary responsibility in the selection and use of a broker-dealer. Except as specifically authorized by the Pension Fund's written policies and procedures, each investment manager has the exclusive responsibility for the selection and use of a broker-dealer. Any investment manager who receives any inquiry from any Trustee or employee of the Fund regarding the investment manager's selection or use of a broker-dealer for the Pension Fund shall report the inquiry in writing to each member of the Board of Trustees within five (5) days of the communication. Any investment manager who fails to comply with this Resolution or any legal obligation to the Fund shall be subject to any administrative penalty determined by the Board of Trustees. Each investment manager shall be notified of this Resolution by the Fund Office on an annual basis. The motion passed by the following vote:

Ayes: Ms. Anderson, Ms Knazze, Mr. Mayo, Mr. O'Brill, Mr. O'Farrell, Dr. Pilditch, Ms. Reilly, Ms. Rodriguez—8.

Nays: Mr. Silver—1.

Abstentions: Mr. Ward—1.

Mercer Investment Consulting, Inc. to Coordinate a Roundtable

A motion was made by Ms. Knazze, seconded by Mr. Mayo, to authorize Mercer Investment Consulting, Inc. to coordinate a roundtable meeting with money managers and minority brokers. The meeting will be held at Mercer's office on October 18, 2001. The motion passed by the following vote:

Ayes: Ms. Anderson, Ms. Knazze, Mr. Mayo, Mr. O'Brill, Mr. O'Farrell, Dr. Pilditch, Ms. Reilly, Ms. Rodriguez, Mr. Silver—9.

Nays: None.

Abstentions: Mr. Ward—1.

LETTER FROM TRUSTEE

A motion was made by Ms. Rodriguez, seconded by Ms. Anderson, to defer discussion of Mr. Silver's letter dated July 19, 2001 of the items about Mercer Investment Consulting, Inc. until Mercer Investment Consulting, Inc. is present to respond to the Trustees. The motion passed by the following vote:

Ayes: Ms. Anderson, Mr. O'Farrell, Dr. Pilditch, Ms. Reilly, Ms. Rodriguez—5.

Nays: Ms. Knazze, Mr. Mayo, Mr. Silver, Mr. Ward—4.

Abstentions: Mr. O'Brill—1.

ADJOURNMENT

On a motion by Mr. O'Brill, seconded by Ms. Rodriguez, and by unanimous vote, the meeting was adjourned at 4:25 p.m.

Respectfully submitted,



Maria J. Rodriguez
Recording Secretary

REPORT OF THE PROCEEDINGS
OF THE
Board of Trustees
OF THE
**Public School Teachers' Pension and
Retirement Fund of Chicago**

Executive Session - Official Report
Thursday, August 23, 2001

An executive session of the Board of Trustees of the Public School Teachers' Pension and Retirement Fund of Chicago was held Thursday, August 23, 2001, for the purpose of discussing personnel matters.

The President, Mary Sharon Reilly, called the meeting to order at 2:00 p.m. with the following members present: Ms. Anderson, Ms. Knazze, Mr. Mayo, Mr. O'Brill, Mr. O'Farrell, Dr. Pilditch, Ms. Reilly, Ms. Rodriguez, Mr. Silver, Mr. Ward—10.

Members absent: Ms. Nolan, Mr. Saffold—2.

Also in attendance were Mr. Michael J. Nehf (*Executive Director*), Mr. Kevin Huber (*Chief Financial Officer*), and Mrs. Marisel Hernandez of Jacobs, Burns, Orlove, Stanton and Hernandez (*Legal Counsel*).

Personnel matters were discussed. No action was taken.

The executive session was adjourned at 2:13 p.m.

Respectfully submitted,



Maria J. Rodriguez
Recording Secretary

REPORT OF THE PROCEEDINGS
OF THE
Board of Trustees
OF THE
**Public School Teachers' Pension and
Retirement Fund of Chicago**

Regular Meeting - Official Report
Tuesday, September 11, 2001

A regular meeting of the Board of Trustees of the Public School Teachers' Pension and Retirement Fund of Chicago was held Tuesday, September 11, 2001.

The President, Ms. Mary Sharon Reilly, called the meeting to order at 9:28 a.m.

ROLL CALL

Members present: Ms. Anderson, Ms. Knazze, Mr. O'Brill, Mr. O'Farrell, Dr. Pilditch, Ms. Reilly, Mr. Silver, Mr. Ward—8.

Members absent: Mr. Mayo, Ms. Nolan, Ms. Rodriguez, Mr. Saffold—4.

Also in attendance were Mr. Michael J. Nehf (*Executive Director*), Mr. Kevin Huber (*Chief Financial Officer*), Ms. Marisel Hernandez of Jacobs, Burns, Orlove, Stanton and Hernandez (*Legal Counsel*), Mr. Brad Blalock of Mercer Investment Consulting, Inc. (*Investment Consultant*), Ms. Michele Dinn of The Townsend Group (*Real Estate Consultant*) Mr. Sandor Goldstein of Goldstein and Associates (*Consulting Actuary*), Mr. Eugene Barnes of E. M. Barnes and Associates (*Legislative Consultant*), Ms. Kathy Stevenson of the Northern Trust Company (*Custodian*), and various observers and staff members.

APPROVAL OF MINUTES

On a motion by Ms. Anderson, seconded by Mr. O'Farrell, and by unanimous vote, the minutes of the meetings on June 11, June 25, July 19, and August 23, 2001, were approved and ordered printed.

COMMUNICATIONS

Mr. Nehf reported receipt of a request under the Illinois Freedom of Information Act. He indicated that the Fund has complied with the request of the Chicago Sun-Times, Inc. relating to Pension Fund assets, investments, and membership.

REPORT OF THE LEGISLATIVE LOBBYIST

Mr. Eugene M. Barnes of E.M. Barnes and Associates updated the Trustees on House Bill 2157 which was recently signed by Governor George H. Ryan and is now Public Act 92-0416. Mr. Barnes addressed questions raised by Trustees.

ADJOURNMENT

Following the report of the legislative lobbyist, the 55 W. Wacker Building was evacuated due to the terrorist attacks against the United States. The meeting was immediately adjourned.

REPORT OF THE PROCEEDINGS
OF THE
Board of Trustees
OF THE
**Public School Teachers' Pension and
Retirement Fund of Chicago**

**Continued Regular Meeting - Official Report
Friday, September 21, 2001**

The regular meeting of September 11, 2001 of the Board of Trustees of the Public School Teachers' Pension and Retirement Fund of Chicago was continued on Friday, September 21, 2001.

The President, Ms. Mary Sharon Reilly, called the meeting to order at 9:15 a.m.

ROLL CALL

Members present: Ms. Anderson, Ms. Knazze, Ms. Nolan, Mr. O'Brill, Mr. O'Farrell, Dr. Pilditch, Ms. Reilly, Ms. Rodriguez, Mr. Saffold, Mr. Silver, Mr. Ward—11.

Members absent: Mr. Mayo—1.

Also in attendance were Mr. Michael J. Nehf (*Executive Director*), Mr. Kevin Huber (*Chief Financial Officer*), Mr. Joseph Burns of Jacobs, Burns, Orlove, Stanton and Hernandez (*Legal Counsel*), Mr. Brad Blalock of Mercer Investment Consulting, Inc. (*Investment Consultant*), Mr. Sandor Goldstein of Goldstein and Associates (*Consulting Actuary*), Mr. Mitch Bramstaedt of The Segal Company (*Insurance Consultant*), Ms. Kathy Stevenson of the Northern Trust Company (*Custodian*), and various observers and staff members.

REPORT OF THE INVESTMENT CONSULTANT

Motion Requesting Disclosures from Investment Consultant Approved

A motion was made by Ms. Rodriguez, seconded by Ms. Anderson, and unanimously passed, that Mercer Investment Consulting, Inc., reveal in writing within five business days, all Fund money managers ever attending a Mercer Global Forum. Further, that Mercer also reveal all finalists in all future searches, whether or not they have participated in any Mercer Global forum. (*Ms. Knazze and Mr. Saffold were not present at the time the vote was taken.*)

Update on Mercer Investment Consulting, Inc. New York Personnel

Mr. Brad Blalock of Mercer Investment Consulting, Inc. updated the Trustees on the status of Mercer's New York personnel in the wake of the terrorist attacks on September 11, 2001.

Investment Performance Evaluation

Mr. Blalock reviewed the investment performance evaluation for the period ended June 30, 2001. He addressed questions raised by Trustees.

Review of Communication from Trustee

Mr. Silver distributed a memorandum addressed to Trustees regarding Mercer Investment Consulting, Inc. During review of his memorandum, Mr. Silver proposed several motions which failed, due to a lack of a second.

REPORT OF THE ACTUARY

Mr. Sandor Goldstein of Goldstein and Associates indicated that House Bill 2157, which was signed into law on August 17, 2001 as Public Act 92-0416 made a number of changes in the benefit provisions of the Fund. He provided cost estimates for those benefit changes that have a significant financial impact on the Fund.

Mr. Goldstein also stated that the recently enacted tax bill (Economic Growth and Tax Relief Reconciliation Act of 2001) contains a number of pension changes applicable to governmental retirement plans. He provided a summary of the pension changes that may be of interest to the Fund.

REPORT OF COMMITTEE ON FINANCE

Bills

The following bills were presented with the recommendation that they be approved.

Bills (continued)

ACCURATE DOCUMENT DESTRUCTION, INC.:			
7/19/01	Shredding of confidential data.....		385.00
AICPA:			
7/19/01	Annual memberships; 8/1/01 - 7/31/02		
	Michael Nehf and Kevin Huber.....		250.00
ANINA TRAVEL TRAVEL SERVICE, INC.:			
8/8/01	MDL Management Inc. Conf., 8/19 - 8/21/01, Pittsburgh, PA: Knazze.....		214.00
AMERICAN EXPRESS:			
7/19/01	Renewal of web address		63.00
AMERITECH:			
6/14/01	Monthly telephone service: 3/28 - 8/06/01.....		3,817.11
SHIRLEY ANDERSON:			
6/11/01	Per diem, Institutional Investor Insitute, Public Funds		
	Roundtable, 4/18-20/01; Santa Barbara, CA	1,337.69	
7/19/01	Reimburse meeting travel expenses: 1/1 - 6/30/01	<u>245.00</u>	1,582.69
HENRY P. ANSELMO:			
6/1/01	Legislative consulting: 6/01 - 8/01		12,430.02
ATLAS STATIONERS, INC.:			
7/19/01	Computer paper		99.98
BAIRD & WARNER:			
6/1/01	Parking: 6/01 - 8/01		735.00
E. M. BARNES & ASSOCIATES:			
7/2/01	Legislative consulting: 7/1 - 9/30/01		9,322.50
CAHILL PRINTING COMPANY:			
7/12/01	Office forms.....		670.00
CDW COMPUTER CENTERS, INC.:			
6/14/01	Computer Supplies		2,355.36
CHICAGO JOURNEYMEN PLUMBERS':			
7/19/01	Retirement Seminar: 3/5/01.....		1,033.42
CHICAGO MESSENGER SERVICE, INC.:			
6/14/01	Delivery services: 5/20 - 7/22/01.....		622.70
CHICAGO PRESS CORPORATION:			
6/14/01	Proceedings booklet: 2/01 & 3/01.....	27,610.42	
7/12/01	Newsletters: June 2001	4,673.69	
8/2/01	Proceedings booklet: 4/01 & 5/01.....	<u>7,116.84</u>	39,400.95
CHICAGO STATIONERS INCORPORATED:			
6/14/01	Misc office supplies	1,321.96	
	Copier paper.....	1,916.60	
	Office equipment.....	<u>87.99</u>	3,326.55
COM ED:			
6/14/01	Electric services: 5/07/01 - 7/06/01		2,281.49
COMPUTRONICS:			
6/14/01	Software support	1,531.25	
6/21/01	Program changes	1,826.25	
8/2/01	Payroll tax changes	<u>406.25</u>	3,763.75

Bills (continued)

CORNER BAKERY:		
7/19/01	Lunch, 7/19/01, trustee meeting	345.58
CRAIN'S CHICAGO BUSINESS:		
6/21/01	Subscription renewal: Mary Sharon Reilly	89.00
GAIL Y. DAVIS:		
6/21/01	Misc office purchases	160.86
6/21/01	Misc purchases for trustees	<u>75.74</u>
		236.60
DELL ACCOUNT:		
8/2/01	Printer wiring assembly	39.95
DIRECTOR OF INSURANCE-STATE OF IL:		
6/21/01	FY 2002 compliance fee	6,000.00
FEDERAL ENVELOPE COMPANY:		
7/12/01	Window envelopes	1,135.05
FEDEX:		
6/14/01	Delivery services: 4/24/01 - 7/25/01	643.82
FIFTY-FIVE WEST WACKER:		
6/1/01	Rent: 6/01 - 8/01	73,618.20
FILTERFRESH COFFEE OF CHICAGO:		
6/21/01	Water service and coffee supplies: 6/01 - 7/01	885.30
FREEDOM IMAGING SYSTEMS, INC.:		
8/2/01	Monthly office trans: 1/1 - 3/31/01	1,535.00
GOLDSTEIN & ASSOCIATES:		
6/28/01	Section 415 benefits limitations	3,000.00
7/12/01	Actuarial services: 4/1 - 6/30/01	<u>9,500.00</u>
		12,500.00
HINCKLEY SPRING WATER CO:		
6/14/01	Rental and water purchases: 3/10 - 6/30/01	165.60
KEVIN B. HUBER:		
6/7/01	Tuition reimbursement per trustee resolution	11,224.71
IBM:		
8/2/01	Maintenance agreement: 7/1/01 - 9/30/01	2,000.13
IKON OFFICE SOLUTIONS:		
6/14/01	Maintenance agreement on copiers: 6/17/01 - 9/17/01	1,449.24
INTERNATIONAL FOUNDATION:		
7/9/01	Reg. and hotel deposit, IFEBP Conf., 10/5 - 10/10/01 San Francisco, CA: Anderson	1,145.00
JACOBS, BURNS, ORLOVE, STANTON & HERNANDEZ:		
6/4/01	Legal services: 4/1 - 6/30/01	39,793.82
PATRICIA KNAZZE:		
6/28/01	Miscellaneous trustee expense: Ravinia Outing, 6/15/01	22.10
7/19/01	Reimburse meeting travel expenses: 1/1 - 6/30/01	<u>280.00</u>
		302.10
LANIER WORLDWIDE, INC.:		
7/13/01	Repair & maintenance of copiers	519.69
LAST MINUTE GOURMET:		
6/11/01	Lunch, 6/11/01, trustee meeting	329.08

Bills (continued)

LEBENSON ADVANCED SYSTEMS:		
7/12/01	Travel expenses - Imaging project	455.34
7/19/01	Professional training services	<u>4,500.00</u>
		4,955.34
LEVY, RAY & SHOUP, INC.:		
6/28/01	Consulting services re pension data base: requirements definition project phase, 5/1 - 6/30/01	
		75,641.77
KATHARINA LICAUSI:		
8/9/01	Miscellaneous office purchases	109.05
LAWRENCE J. MARTENS:		
6/28/01	Lunch, 5/22/01, LRS personnel	70.00
7/12/01	Reimb. publication, "Pensions in the Public Sector"	<u>54.43</u>
		124.43
MCI:		
6/14/01	Long distance service: 05/01 - 06/01	2,384.93
MIDWEST AUTOMATED TIME SYSTEM:		
8/2/01	Annual service billing on time clock: 9/1/01 - 8/31/02	725.00
MIDWEST MECHANICAL:		
6/14/01	Monthly maintenance agreement - computer room air conditioning equipment: 6/1/01 - 7/31/01	272.00
MICROSYSTEMS, INC.:		
6/21/01	Imaging of active teacher files: 4/24 - 6/22/01	9,311.79
MIDWEST LASER SPECIALISTS, INC.:		
7/19/01	LX paper pickup assembly	38.39
ALFRED MOSSNER COMPANY:		
6/14/01	Continuous feed paper	240.00
6/21/01	Office forms	274.75
8/2/01	Stationary	<u>909.00</u>
		1,423.75
NATIONAL CUSTOMER ENGINEERING:		
6/21/01	Maintenance contract on Prime: 7/1 - 7/31/01	641.00
MICHAEL J. NEHF:		
6/28/01	BLB&G Conf., 6/20 - 6/21/01, New York, NY, out-of-pocket expenses, per diem	1,328.72
6/28/01	Miscellaneous travel and meal expenses: 5/1 - 6/31/01	<u>863.80</u>
		2,192.52
NEXT DAY TONER SUPPLIES, INC.:		
6/21/01	Computer paper	366.30
CAROL NOLAN:		
7/19/01	Reimburse meeting travel expenses: 1/1 - 6/30/01	210.00
JOHN O'BRILL:		
7/19/01	Reimburse meeting travel expenses: 1/1 - 6/30/01	245.00
EDWARD O'FARRELL:		
7/19/01	Reimburse meeting travel expenses: 1/1 - 6/30/01	140.00
PAYCHEX MAJOR MARKET SERVICES:		
6/14/01	Payroll services: 6/08/01 - 8/03/01	915.00
PENSION BENEFIT INFORMATION:		
8/2/01	Yearly pension death match subscription	2,359.00

Bills (continued)

PHYSICIANS, DISABILITY APPLICANTS:

<i>Examination of Alice Brent:</i>			
6/21/01	Scott A. Kale, MD.....	75.00	
6/21/01	U.S. Occupational Health, Inc.	<u>75.00</u>	150.00
<i>Examination of Willie Clay:</i>			
6/21/01	Unival - Dr. Levinsky		470.00
<i>Examination of McArthur Dailey:</i>			
6/21/01	Richard S. Abrams, MD.....	195.00	
6/21/01	Harley G. Rubens, MD	<u>350.00</u>	545.00
<i>Examination of Matrye R. Griffin:</i>			
8/9/01	U.S. Occupational Health, Inc.		75.00
<i>Examination of Ann Higgenbotham:</i>			
6/21/01	Midwest Pulmonary and Sleep Consultants	75.00	
6/21/01	U.S. Occupational Health, Inc.	<u>75.00</u>	150.00
<i>Examination of Michael Hudson:</i>			
6/21/01	U.S. Occupational Health, Inc.	75.00	
7/19/01	Scott A. Kale, MD.....	<u>75.00</u>	150.00
<i>Examination of Lonzo Terry:</i>			
6/21/01	U.S. Occupational Health, Inc.	75.00	
7/19/01	Scott A. Kale, MD.....	<u>75.00</u>	150.00
<i>Examination of Elaine Thomas:</i>			
7/19/01	U.S. Occupational Health, Inc.	75.00	
8/2/01	Scott A. Kale, MD.....	<u>75.00</u>	150.00
<i>Examination of Dianne M. Torres:</i>			
6/21/01	U.S. Occupational Health, Inc.	75.00	
7/19/01	Scott A. Kale, MD.....	<u>75.00</u>	150.00
<i>Examination of Virginia K. Valerugo:</i>			
6/14/01	U.S. Occupational Health, Inc.	75.00	
6/21/01	Midwest Pulmonary and Sleep Consultants	<u>75.00</u>	<u>150.00</u>
			2,140.00
WALTER PILDITCH:			
7/19/01	Reimburse meeting travel expenses: 1/1 - 6/30/01		280.00
PITNEY BOWES:			
6/14/01	Misc. postage supplies		368.31
6/21/01	Lease agreement: 5/30/01 - 7/30/01		1,802.00
6/21/01	Service on mail burster		328.00
7/12/01	Service on mail inserter		<u>164.00</u>
			2,662.31
PORTFOLIO MANAGEMENT & CONSULTANT FEES:			
<i>MERCER INVESTMENT CONSULTING, INC.:</i>			
7/12/01	Investment consultant services: 4/1 - 5/31/01		40,000.00
<i>MORGAN STANLEY DEAN WITTER INVT. MGMT.:</i>			
6/7/01	Global portfolio management fee: 1/1 - 3/31/01		448,451.00
<i>THE NORTHERN TRUST CO.:</i>			
6/7/01	Custodial fees: 1/1 - 3/31/01	37,500.00	
	Credit: Step fee rebate.....	-5,641.76	
	Global custody fees.....	97,209.43	
	Global transaction fees.....	<u>55,635.00</u>	184,702.67

Bills (continued)

<i>NORTHERN TRUST INVESTMENTS, INC.:</i>		
6/7/01	Portfolio management fee: 1/1 - 3/31/01	145,421.04
<i>OPPENHEIMER CAPITAL:</i>		
6/7/01	Portfolio management fee: 1/1 - 3/31/01	98,842.34
<i>ZURICH SCUDDER INVESTMENTS, INC.:</i>		
7/12/01	Portfolio management fee: 1/1 - 3/31/01	<u>360,766.00</u> 1,278,183.05
PURCHASE POWER:		
7/12/01	Postage by phone reset	28,000.00
QBF GRAPHICS GROUP:		
7/12/01	Check envelopes - freight only	44.00
FRANCES RADENCIC:		
7/12/01	Tuition reimbursement per trustee resolution	1,035.00
MARY SHARON REILLY:		
6/14/01	Reimburse out-of-pocket expenses	384.63
RELIABLE:		
6/14/01	Continuous feed labels	210.24
MARIA RODRIGUEZ:		
7/19/01	Reimburse meeting travel expenses: 1/1 - 6/30/01	245.00
ROYAL OFFICE PRODUCTS:		
6/28/01	Misc. office supplies	52.09
	Electronic calculators	<u>194.60</u> 246.69
GENE SAFFOLD:		
7/19/01	Reimburse meeting travel expenses: 1/1 - 6/30/01	105.00
THE SEGAL COMPANY:		
6/7/01	Retainer 2001	6,642.50
	Self-funding feasibility study: 1/01 - 2/01	9,200.00
	Domestic partners policy: 1/01 - 3/01	7,488.75
	Domestic partners implementation: 3/01	<u>3,708.75</u> 27,040.00
JACK SILVER:		
6/28/01	NCPERS Conf., 4/6 - 4/11/01, Las Vegas, NV	1,691.68
7/19/01	Reimburse meeting travel expenses: 1/1 - 6/30/01	<u>175.00</u> 1,866.68
TRUNETWORKS SOLUTIONS INC.:		
7/19/01	Service on 4M laser printer	330.00
U.S. POSTMASTER:		
6/20/01	Postage: 2001 Newsletter	13,176.94
8/9/01	Business reply mail permit fee: 9/17/01 - 9/17/02	<u>500.00</u> 13,676.94
VERIZON WIRELESS:		
6/21/01	Cellular service: 6/11/01 - 8/10/01	139.06
GEORGE VITEK:		
6/14/01	Refund, registration for guest, PRISM annual conf., 5/13 - 5/16/01, New Orleans, LA	100.00
WALKER PRINTERY, INC.:		
6/14/01	Pension checks	4,443.77

Bills (continued)

JAMES F. WARD:		
7/19/01	Reimburse meeting travel expenses: 1/1 - 6/30/01.....	280.00
CHRISTINE A. WESOLOWSKI:		
7/12/01	Misc. out-of-pocket expenses	17.00
WEST GROUP:		
6/21/01	2000 State Bar Assoc. Law Books; Volumes 1 - 9	162.00
XO COMMUNICATIONS:		
6/14/01	E-mail charges: 5/3/01 - 8/8/01	673.80
		<u>\$1,700,631.83</u>

Replacement Warrants

The Committee on Finance reported that the following persons requested replacement warrants in lieu of the following described warrants which were lost or destroyed. Affidavits certifying these losses and in each case indemnifying the Fund against any liability, damage or expense which may result by reason of issuing such replacement warrants were duly filed. Therefore, the Committee recommended that warrants issued to the persons named below in the amounts indicated be duly recorded in the minutes of this meeting.

Name	Amount	Number	Date	Purpose
Alexander, Willie	\$1,015.02	200116	12/22/99	Health insurance rebate
Allen, Marye J.	6,542.93	180198	6/20/01	Refund
Anderson, Glenn	546.23	200172	12/22/99	Health insurance rebate
Anglin, Barbara S.	347.98	200199	12/22/99	Health insurance rebate
Barbour, Ashton R.	274.48	893991	8/1/01	Pension payment
Bass, Richard Lamar	2,183.55	547764	8/1/96	Pension payment
Bass, Richard Lamar	981.06	551052	8/1/96	Pension payment
Bass, Richard Lamar	2,253.65	660090	3/1/97	Pension payment
Bass, Richard Lamar	1,010.49	662941	3/1/97	Pension payment
Bass, Richard Lamar	2,316.81	851708	3/1/98	Pension payment
Bass, Richard Lamar	1,040.80	854226	3/1/98	Pension payment
Bass, Richard Lamar	2,360.11	365831	1/1/99	Pension payment
Bass, Richard Lamar	2,360.11	398520	3/1/99	Pension payment
Benson, Cecile D.	336.15	208943	12/22/99	Health insurance rebate
Benson, Cecile D.	464.10	220187	12/21/00	Health insurance rebate
Brewick, Lois	688.06	200857	12/22/99	Health insurance rebate
Brewick, Lois	1,357.41	211791	12/21/00	Health insurance rebate
Buehler, Florence K.	347.98	201014	12/22/99	Health insurance rebate
Burke, Jean	414.86	201045	12/22/99	Health insurance rebate
Burke, Shirley O.	347.98	208982	12/22/99	Health insurance rebate
Byrne, Katherine	1,015.02	201109	12/22/99	Health insurance rebate
Carelli, Michael V.	1,652.01	208701	12/22/99	Health insurance rebate
Carroll, Vina M.	347.98	201206	12/22/99	Health insurance rebate
Cotharn, Harriet	145.91	201524	12/22/99	Health insurance rebate
Crooks, Grace J.	347.98	201578	12/22/99	Health insurance rebate
Crooks, Grace J.	778.47	212550	12/21/00	Health insurance rebate
Donovan, Willouise A.	347.98	201909	12/22/99	Health insurance rebate
Finan, Alberta S.	925.83	202296	12/22/99	Health insurance rebate

Name	Amount	Number	Date	Purpose
Flynn, Jane C.	783.13	202356	12/22/99	Health insurance rebate
Foucher, Lorraine G.	145.91	202403	12/22/99	Health insurance rebate
Gilbert, Bernadette M.	1,327.72	202618	12/22/99	Health insurance rebate
Hackett, Mary M.	314.25	292458	12/18/98	Health insurance rebate
Hammond, Ella M.	612.42	202978	12/22/99	Health insurance rebate
Harlin, Harriet A.	347.98	203029	12/22/99	Health insurance rebate
Hill, Elizabeth M.	347.98	203235	12/22/99	Health insurance rebate
Hodanick, Virginia D.	2,914.16	877017	8/1/01	Pension payment
Hughes, Dorothy	1,015.02	203445	12/22/99	Health insurance rebate
Hughes, Dorothy	322.42	214495	12/21/00	Health insurance rebate
Isaac, Albert J.	347.98	203507	12/22/99	Health insurance rebate
Jackson, Minnie F.	347.98	203552	12/22/99	Health insurance rebate
Jenkins, Albert	577.62	771762	1/1/01	Pension payment
Jones, Wyllye E.	145.91	203799	12/22/99	Health insurance rebate
Kanner, Julian B.	347.98	203870	12/22/99	Health insurance rebate
Keating, John P.	612.70	203937	12/22/99	Health insurance rebate
Kenny, Anne G.	347.98	209232	12/22/99	Health insurance rebate
Klos, Vlasta A.	925.83	204102	12/22/99	Health insurance rebate
Kozlowski, Jewel T.	526.58	204200	12/22/99	Health insurance rebate
Little, Barbara A.	121.49	210152	12/22/99	Health insurance rebate
Lumpkin, Sanda L.	605.27	204692	12/22/99	Health insurance rebate
Lyles, Kenneth	2,070.52	549410	8/1/96	Pension payment
Lyles, Kenneth	2,374.14	916954	7/1/98	Pension payment
Lyles, Kenneth	2,353.30	350658	12/1/98	Pension payment
Lyles, Kenneth	2,243.15	320332	10/1/99	Pension payment
Lyles, Kenneth	2,223.82	533002	11/1/99	Pension payment
Lyles, Kenneth	347.98	204703	12/22/99	Health insurance rebate
Lyles, Kenneth	2,300.73	616942	4/1/00	Pension payment
Lyles, Kenneth	2,366.75	683994	8/1/00	Pension payment
Lyles, Kenneth	2,366.75	701130	9/1/00	Pension payment
Lyles, Kenneth	2,234.03	787948	2/1/01	Pension payment
Lyles, Kenneth	2,234.03	805350	3/1/01	Pension payment
Lyles, Kenneth	2,234.03	822761	4/1/01	Pension payment
Lyles, Kenneth	2,234.03	840184	5/1/01	Pension payment
Madison, Earl W.	347.98	204737	12/22/99	Health insurance rebate
Malone, Joseph	1,015.02	204778	12/22/99	Health insurance rebate
McAuliffe, Daniel P.	1,936.61	857638	6/1/01	Pension payment
McCann, Robert	925.83	204965	12/22/99	Health insurance rebate
Menaker, Stuart	654.66	205159	12/22/99	Health insurance rebate
Miller, Mary J.	347.98	205247	12/22/99	Health insurance rebate
Moder, Patricia M.	1,095.82	221555	12/21/00	Health insurance rebate
Molinaro, Marina	347.98	205325	12/22/99	Health insurance rebate
Nakazawa, Alice S.	297.21	210269	12/22/99	Health insurance rebate
Nelson, Lenora G.	996.15	210272	12/22/99	Health insurance rebate
Nevler, Jordan	1,796.77	208819	12/22/99	Health insurance rebate
Nevler, Jordan	2,345.82	220049	12/21/00	Health insurance rebate
Nortman, Arthur	1,353.34	933165	8/1/98	Pension payment
Parker, Agnes B.	347.98	205932	12/22/99	Health insurance rebate
Peddy, Beverly A.	347.98	206004	12/22/99	Health insurance rebate
Peddy, Beverly A.	778.47	217123	12/21/00	Health insurance rebate
Peterson, Miriam E.	347.98	206080	12/22/99	Health insurance rebate

Name	Amount	Number	Date	Purpose
Puhlman, Ruth Q.	347.98	206286	12/22/99	Health insurance rebate
Randolph, Tommy, co-beneficiary of				
Dietra Randolph	12,577.73	180255	6/28/01	Death benefit
Rauen, Mercedes	314.25	292747	12/18/98	Health insurance rebate
Rauen, Mercedes	778.47	220724	12/21/00	Health insurance rebate
Rice, Georgia M.	1,829.64	725564	7/1/97	Pension payment
Rice, Georgia M.	18,287.10	632527	8/1/97	Pension payment
Rice, Georgia M.	1,829.64	741382	8/1/97	Pension payment
Rice, Georgia M.	1,829.64	757367	9/1/97	Pension payment
Rice, Georgia M.	1,829.64	773379	10/1/97	Pension payment
Rice, Georgia M.	1,829.64	789426	11/1/97	Pension payment
Rice, Georgia M.	1,829.64	805474	12/1/97	Pension payment
Rice, Georgia M.	1,900.47	821493	1/1/98	Pension payment
Rice, Georgia M.	1,900.47	837487	2/1/98	Pension payment
Rice, Georgia M.	1,900.47	853473	3/1/98	Pension payment
Rice, Georgia M.	1,900.47	869475	4/1/98	Pension payment
Rice, Georgia M.	1,900.47	885460	5/1/98	Pension payment
Rice, Georgia M.	1,900.47	901452	6/1/98	Pension payment
Rice, Georgia M.	1,900.47	917424	7/1/98	Pension payment
Rice, Georgia M.	1,900.47	933372	8/1/98	Pension payment
Rice, Georgia M.	1,900.47	301824	9/1/98	Pension payment
Rice, Georgia M.	1,900.47	318127	10/1/98	Pension payment
Rice, Georgia M.	1,900.47	334770	11/1/98	Pension payment
Rice, Georgia M.	1,900.47	351123	12/1/98	Pension payment
Rice, Georgia M.	1,955.85	367465	1/1/99	Pension payment
Rice, Georgia M.	1,955.85	383791	2/1/99	Pension payment
Rice, Georgia M.	1,955.85	400131	3/1/99	Pension payment
Rice, Georgia M.	1,955.85	416471	4/1/99	Pension payment
Rice, Georgia M.	1,955.85	432809	5/1/99	Pension payment
Rice, Georgia M.	1,955.85	451110	6/1/99	Pension payment
Rizzuto, Jual O.	347.98	206510	12/22/99	Health insurance rebate
Rosenthal, Marjorie A.	396.95	206632	12/22/99	Health insurance rebate
Russo, Patrick	347.98	206714	12/22/99	Health insurance rebate
Scanlon, Ellen I.	1,402.92	858034	6/1/01	Pension payment
Scanlon, Margaret M.	1,160.55	858035	6/1/01	Pension payment
Schnitzer, Marguerite	1,015.02	206885	12/22/99	Health insurance rebate
Shively, Arline D.	145.91	207072	12/22/99	Health insurance rebate
Simmons, Janet	289.34	207129	12/22/99	Health insurance rebate
Smith, Roberta L.	145.91	207279	12/22/99	Health insurance rebate
Stinson, Amy	347.98	207513	12/22/99	Health insurance rebate
Stinson, Amy	778.47	218688	12/21/00	Health insurance rebate
Toomey, Nancy D.	2,795.30	840870	5/1/01	Pension payment
Trychta, Harry	76.21	210530	12/22/99	Health insurance rebate
Vandenbergh, Margaret	347.98	209580	12/22/99	Health insurance rebate
Wadley, Donnell L.	1,123.70	208043	12/22/99	Health insurance rebate
Whiteside, Myrtis W.	347.98	208301	12/22/99	Health insurance rebate
Yarbrough, Mary H.	1,525.13	858411	6/1/01	Pension payment
Young, Caroline U.	1,015.02	208899	12/22/99	Health insurance rebate

Mr. Silver moved the Report of the Committee on Finance to the omnibus.

REPORT OF COMMITTEE ON CLAIMS AND SERVICE CREDITS

Pensions

The Committee on Claims and Service Credits reported that applications for pensions were presented for persons, hereinafter listed, with the recommendation that they be approved and granted in the amounts and under the conditions set forth herewith.

In the case of each applicant for service and disability pensions, the employment of the teacher has terminated, the legally prescribed minimum years of teaching service were completed and requirements with respect to age, the Illinois Retirement Systems Reciprocal Act (if applicable), and the Illinois Pension Code were fulfilled.

In accordance with the provisions of the Illinois Pension Code, each applicant for disability retirement pension was declared by two physicians appointed by the Board to be suffering from a disability which wholly and presumably permanently incapacitates him/her for teaching.

Each applicant for a survivor's or reversionary pension furnished proper evidence of his/her right to receive such benefits.

Name of Member	School or Final Status	Yrs of Service	Effective Date	Annual Pension
<i>Optional Service Retirement Pensions</i>				
Abbey, Judith S.....	Marconi Acad.	35.950	6/16/01	\$46,583.64
Abel, Rosetta E.....	CVS	34.100	6/16/01	52,803.48
Aguirre, Barbara J.	Calhoun North	29.150	6/30/01	39,831.72
Albright, Gwendetta M.....	Gillespie.....	21.400	7/28/01	23,183.40
Alexander, Arlene S.....	Nicholson.....	36.500	6/16/01	43,809.24
Alving, Donald P.....	Barton	35.300	5/7/01	44,545.68
Anderson, Nelsie J.....	Hinton.....	35.250	6/16/01	46,865.04
Avant, Dorothy C.....	CVS.....	38.850	6/16/01	46,583.16
Banks, Willie M.....	Mollison.....	24.200	6/16/01	31,348.68
Baptiste, Daisy T.....	Carnegie.....	51.250	6/16/01	41,959.56
Barsh, Weatau A.....	Garvey	40.450	6/27/01	45,658.56
Bassler, Ina L.....	Doolittle West.....	32.700	6/16/01	40,247.64
Beck, Bonnie M.....	Gregory.....	21.600	7/29/01	10,743.00
Beckham, Joe A.....	Steinmetz High	34.700	6/16/01	41,943.84
Beilfuss, Breda	Disney.....	24.450	6/16/01	33,611.52
Belluomini, John A.....	Jahn.....	35.850	6/16/01	43,809.24
Bensinger, Ana	Inter-American	21.950	7/1/01	29,993.28
Benson, Thomas P.....	Simeon Acad.....	35.350	6/16/01	44,720.04
Berggren, Richard	Talcott.....	31.100	7/28/01	39,965.76
Berka, Marlene E.....	Donoghue	35.650	7/1/01	41,959.56
Berman, Dale	Dunbar High.....	32.650	6/16/01	42,568.44
Berman, Lois M.....	Central Office	32.500	6/16/01	43,746.12
Beverly, Adrian P.....	Central Office.....	38.700	6/30/01	78,478.92
Bhatia, Donna M.....	Skinner.....	33.150	6/16/01	42,600.12
Bizar, Judith D.....	Von Humboldt	35.000	6/16/01	46,583.16

Name of Member	School or Final Status	Yrs of Service	Effective Date	Annual Pension
<i>Optional Service Retirement Pensions (continued)</i>				
Blackburn, Olivia E.....	Sawyer.....	40.300	6/16/01	43,806.24
Blake, Beverly S.....	Libby.....	41.600	6/30/01	73,232.40
Blezien, Patricia A.....	Chase.....	42.450	6/16/01	46,583.16
Blount, Mildred.....	Parker Acad.....	12.900	6/16/01	16,032.12
Boganey, Jewel L.....	Lane Tech.....	35.200	6/16/01	46,589.64
Boi, Nancy J.....	Scammon.....	38.650	6/16/01	41,959.56
Borowych, Roman S.....	Dett.....	33.100	6/16/01	42,535.92
Bradford, Jean O.....	Riis.....	38.100	6/16/01	43,809.24
Brady, Mary M.....	Schurz High.....	35.300	6/16/01	41,959.56
Bridgers, Riley F.....	W. Smith.....	37.150	6/16/01	46,583.16
Brockman, Carol G.....	Herzl.....	36.650	6/16/01	41,959.56
Brown, Adena B.....	Manierre.....	30.200	6/16/01	38,809.20
Brown, Ethel T.....	Fort Dearborn.....	36.500	6/16/01	53,423.16
Brown, Louis L.....	Mather High.....	33.300	7/2/01	45,548.28
Brown, Rubye S.....	Altgeld.....	15.050	2/26/01	18,701.64
Brydie, George W.....	White.....	30.950	7/1/01	40,612.32
Buntinas, Ruta I.....	Boone.....	20.550	6/16/01	25,034.64
Buonamici, Daniel N.....	Ruiz.....	38.550	7/14/01	50,933.40
Burbulys, Victor D.....	Steinmetz High.....	38.900	6/16/01	43,792.92
Burton, Michael H.....	Orr Acad.....	38.800	6/16/01	49,069.80
Butler, Gladystine.....	McCorkle.....	37.800	6/16/01	44,733.84
Butler, Louise R.....	Washington High.....	34.900	7/18/01	50,351.52
Byrne, William.....	Lane Tech High.....	34.400	6/16/01	46,549.92
Cage, Gladys F.....	Ft. Dearborn.....	34.100	6/16/01	41,959.80
Carpenter, Kenneth F.....	Lane Tech High.....	39.300	6/16/01	45,682.44
Carr, Willa M.....	CVS.....	40.050	6/16/01	41,959.56
Cartwright, Patricia K.....	Earle.....	34.400	6/16/01	46,583.16
Casado, Araceli.....	Talcott.....	25.750	6/2/01	31,649.04
Chandler, Mildred.....	Shedd.....	30.850	6/16/01	42,409.68
Chick, Arthur D.....	Graham.....	33.600	6/16/01	43,178.40
Chrobak, Kathleen M.....	Schurz High.....	34.300	6/16/01	44,061.72
Chung, Jason C.....	Hibbard.....	31.550	6/16/01	43,350.24
Clark, Gloria D.....	Morse.....	33.100	6/16/01	40,740.00
Clark, Marilyn H.....	Franklin.....	25.400	6/16/01	32,640.84
Clarke, Patricia A.....	Haugan.....	36.900	6/16/01	41,959.56
Clay, Carol G.....	Green.....	36.050	5/30/01	45,724.92
Cleary, Helen P.....	Goudy.....	21.000	7/8/01	11,700.24
Cohen, Sandra R.....	Dever.....	34.400	6/16/01	46,355.04
Cohn, Lance.....	O'Toole.....	35.650	7/9/01	40,958.16
Collins, Aretha R.....	Harper High.....	37.300	6/16/01	52,555.44
Collins, Marta O.....	Orr Academy.....	27.150	6/29/01	33,415.44
Collins, Powhatan.....	Central Office.....	38.300	6/30/01	80,343.24
Colquitt, Linda S.....	Songhai.....	36.650	6/16/01	41,959.56
Commes, Daniel L.....	Marconi.....	35.100	6/16/01	45,658.56
Condon, Marcella L.....	Andersen.....	9.050	6/16/01	10,911.00
Contaldi, Richard M.....	Julian High.....	32.950	7/1/01	40,555.32
Conway, Dennis M.....	Morgan Park High.....	36.200	6/16/01	46,583.16
Cook, Nina M.....	Ft. Dearborn.....	37.850	6/16/01	59,886.96

Name of Member	School or Final Status	Yrs of Service	Effective Date	Annual Pension
<i>Optional Service Retirement Pensions (continued)</i>				
Cook, Richard G.	CVS	28.700	6/16/01	40,612.08
Cooley, Barbara B.	Stagg	37.950	6/16/01	46,583.16
Cozza, Richard J.	Kilmer	36.900	7/14/01	57,460.80
Craig, Christine L.	Ellington	41.000	6/27/01	46,582.08
Crandus, Norman	Spry	7.250	6/16/01	9,422.76
Crawford, Julia	Barton	36.650	5/18/01	44,608.44
Cruz, Lois D.	McCormick	38.800	6/16/01	46,583.40
Cunningham, Robert V.	Vanderpoel Acad.	32.100	6/25/01	41,250.84
Curran, Elaine	Robinson	34.300	6/16/01	45,658.56
Dabney, Mildred T.	Armour	38.900	6/16/01	46,598.76
Dallal, Pearl	Jahn	34.800	6/16/01	46,583.16
Daniel, Wilbur N.	Langston Hughes	37.200	6/16/01	41,959.56
Daniels, Gilbert G.	Von Steuben High	34.150	6/16/01	46,583.16
Danyluk, Mary	Talcott	20.750	6/16/01	26,664.96
Dean, Leslie A.	Senn High	34.250	6/16/01	46,841.52
Dehnert, Donna M.	West Park	23.050	6/16/01	31,496.40
DelGatto, Carolyn M.	Douglass Acad.	30.850	6/16/01	37,970.64
Delia, Placent A.	Tilden High	30.750	6/16/01	42,852.48
DeMaio, Carol A.	Burley	36.950	6/16/01	46,583.16
Diaz, Conchita	Von Humboldt	25.100	6/16/01	32,255.28
Diggs, Charles E.	Shedd	43.250	6/16/01	46,587.24
Dolansky, Otto J.	McCormick	40.800	7/20/01	43,809.24
Dovin, George W.	Juarez	38.000	6/16/01	43,809.24
Driscoll, Maureen P.	Gunsaulus	36.150	6/16/01	41,959.56
Dunham, William B.	Peck	37.000	5/5/01	46,387.20
Earles, Wilma J.	South Shore	12.200	6/16/01	12,636.72
Eichinger, Virginia A.	Lincoln Park High	34.800	6/16/01	46,583.16
Ellis, Nancy	Guggenheim	34.700	6/30/01	71,073.60
Erlebacher, Dolores A.	Goethe	25.850	6/16/01	35,536.20
Evans, Martha M.	Wells High	35.050	6/16/01	47,508.24
Evans, Rudolph J.	Foreman High	38.250	6/16/01	46,835.64
Fasseas, Catherine J.	Volta	35.300	6/16/01	43,809.24
Fegan, Daniel W.	Harlan High	35.250	6/16/01	43,809.24
Fenlon, David R.	Christopher	38.700	6/16/01	44,733.84
Fitzhugh, James T.	Whitney Young	29.950	4/13/01	25,938.36
Foley, Frank S.	York High	33.400	6/4/01	53,584.44
Ford, Lois W.	Ashe	45.150	6/16/01	43,808.28
Forester, Helen G.	Harte	36.650	6/16/01	46,584.48
Foster, Jacqueline	Mt. Greenwood	5.550	3/14/01	2,511.36
French, Judith A.	Crane	37.500	6/16/01	44,733.84
Frey, Roland	Canty	40.850	6/16/01	45,821.88
Friedman, Toby J.	Disney Magnet	25.600	6/16/01	31,508.88
Frierson, Sheila Y.	McCutcheon	13.450	6/16/01	14,293.32
Fript, Anita R.	Hawthorne	32.200	6/16/01	43,155.60
Gailani, Mohammad S.	Spalding	28.600	6/28/01	33,623.88
Gallego-Blanco, Enrique	Jahn	27.500	6/16/01	38,323.32
Gambala, Mary A.	Hubbard High	37.300	6/16/01	44,720.28

Name of Member	School or Final Status	Yrs of Service	Effective Date	Annual Pension
<i>Optional Service Retirement Pensions (continued)</i>				
Gans, John T.	Southside College Prep	39.300	6/16/01	43,809.24
Garber, Inez G.	McCutcheon	31.150	7/1/01	57,556.92
Garcia, David	Spry	43.300	6/16/01	45,658.68
Garnett, Johnnie	O.A. Thorp	30.850	6/18/01	39,644.52
Garrido, Maria D.	Libby	20.250	6/30/01	24,716.64
Gass, Evelyn C.	Avondale	33.700	6/16/01	46,327.56
Gauthier, Helen A.	Central Office	40.700	6/16/01	48,590.76
George, Rhea	Substitute	23.200	6/16/01	18,567.60
Ghidotti, Judith L.	Washington High	34.250	6/16/01	43,809.24
Gill, Mary F.	Mt. Greenwood	37.950	6/16/01	46,583.16
Gillette, Rosemary	Jenner	32.350	6/16/01	41,572.08
Glenn, Georgia S.	Bogan High	33.950	6/16/01	44,733.84
Glenn-Clark, Lucille	Owens	35.950	6/16/01	46,583.16
Glover, Audrey B.	Sexton	11.300	5/10/01	13,327.80
Gonzalez, Delia M.	Peirce	27.350	6/16/01	33,662.76
Goran, Eileen F.	Bell	23.850	6/16/01	30,648.96
Gordon, Phyllis G.	Hubbard High	37.800	6/16/01	43,809.24
Goulding, Laura J.	Audubon	28.450	6/19/01	17,960.64
Grandinetti, Phyllis M.	Haugan	38.400	6/16/01	46,028.64
Gray, Annie L.	Attucks	37.200	6/30/01	55,437.48
Graziadei, Dolores M.	Castellanos	34.650	6/16/01	41,959.56
Green, Carolyn W.	Grant	34.050	6/16/01	43,779.00
Green, Lilla E.	Hartigan	35.150	6/16/01	44,974.56
Greene, Isaac	Hayes	37.300	6/16/01	53,687.88
Greenlee, Edith E.	Woodson North	38.500	6/16/01	45,648.72
Grejczyk, Donald J.	Von Humboldt	36.900	6/16/01	45,017.04
Gryska, Gloria J.	Castellanos	39.500	6/16/01	43,809.24
Guardi, Constance P.	Juarez High	37.850	6/16/01	46,669.20
Gullickson, Irene H.	Central Office	35.000	6/16/01	45,817.68
Gurtner, Helen J.	Jensen Acad.	32.300	6/16/01	43,260.00
Hamberlin, Minnie W.	Cook	35.600	7/11/01	43,809.24
Han, Toan L.	Senn High	25.250	7/16/01	31,078.08
Hansra, Avtar K.	Hibbard	24.900	6/16/01	34,024.32
Harris, Audrey J.	O'Toole	32.250	6/16/01	41,444.52
Harris, Marilyn P.	Pirie	34.550	6/16/01	41,959.56
Harris, Yvonne A.	Gladstone	14.550	3/10/01	17,153.52
Hawkins, Bobbie D.	Bennett	35.600	6/16/01	41,959.56
Hawkins, Patricia A.	Marshall High	30.750	7/1/01	37,847.52
Hayes, Tamlyn G.	DuSable	38.300	5/23/01	50,619.48
Heffernan, Katherine E.	Lewis	23.350	6/16/01	36,153.96
Heidlauf, Jerome V.	Waters	34.500	6/16/01	41,959.56
Heman, Alyce D.	Barry	31.900	6/16/01	41,858.88
Henderson, Madalyn C.	W. Young High	34.800	6/16/01	45,233.40
Herditsky, Robert E.	Schurz High	34.450	6/16/01	45,658.56
Hinton, Rolland P.	Parkman	38.400	6/30/01	71,073.60
Hojnacki, Cynthia A.	Monroe	16.250	6/16/01	19,878.60
Holland, Loumit	Spencer	11.000	6/16/01	13,836.48
Holtzman, Paula A.	Field	21.850	6/16/01	39,201.48

Name of Member	School or Final Status	Yrs of Service	Effective Date	Annual Pension
<i>Optional Service Retirement Pensions (continued)</i>				
Hopkins, Constance J.	McKay	37.800	7/13/01	46,197.00
Hoppe, Pierrette M.	Palmer	38.050	6/16/01	41,959.56
Horwitz, Dolores K.	Hibbard	37.800	6/16/01	41,959.56
Howell, Kanzetta	Goodlow	26.000	6/16/01	32,001.12
Hughes, Deborah J.	Field	33.200	6/16/01	40,863.72
Izard, James	Fenger High	31.450	5/19/01	43,136.28
Jablo, Sally R.	Chopin	18.800	6/8/01	12,559.20
Jackson, Dorothy M.	Haley Acad.	37.800	6/16/01	45,658.56
Jaffe, Phyllis B.	Central Office	39.900	6/2/01	57,051.12
James, Gerald T.	Flower Voc. HS	27.650	3/13/01	33,376.32
James, Rosalee B.	Warren	40.900	6/16/01	41,957.16
Jankowski, Patricia Anne	Bogan	29.650	6/30/01	47,158.92
Jefferson, Mary J.	Corkery	34.750	6/16/01	41,959.56
Jenkinson, Loren K.	Goudy	35.350	6/16/01	54,790.08
Jensen, Stephen C.	Woodson North	30.100	6/2/01	36,995.64
Jimmar, Alice F.	Curtis	35.150	7/23/01	41,959.56
Johnson, Elaine B.	South Shore High	34.450	6/20/01	43,803.72
Johnson, Frances M.	Henderson	31.100	6/16/01	38,278.32
Johnson, Henry	Region 3	30.800	7/7/01	48,541.80
Johnson, M. C.	Attucks	39.900	6/16/01	46,583.04
Johnson, Mildred E.	Gary	35.350	6/16/01	43,809.24
Johnson, Sanford L.	Pulaski	17.800	8/10/01	10,313.52
Jones, Zipporah L.	Peck	5.950	6/16/01	5,615.64
Kadlub, Evelyn B.	Gunsaulus Acad.	41.600	6/16/01	46,583.16
Kamienski, Jacqueline L.	Funston	27.750	6/21/01	35,312.40
Karlo, Laurel A.	Edwards	36.650	6/16/01	43,811.40
Karson, Thelma L.	Peterson	23.950	6/16/01	32,726.16
Keen, Loretta	Reavis	39.350	6/16/01	46,583.16
Kelley, Denise A.	Mozart	35.400	6/16/01	41,959.56
Kelly, Donna J.	Jackson	35.050	6/16/01	46,583.16
Kennedy, Alphonso	Lindblom Prep	39.300	6/16/01	46,857.00
Kerney, Treva C.	Owens	36.350	6/16/01	43,809.24
Kimsey, Richard L.	IFT	36.600	6/30/01	109,814.64
Kirkling, Cliftena A.	Dixon	34.200	6/16/01	43,809.24
Klop, Carol M.	Von Humboldt	39.550	7/18/01	46,583.40
Koffman, Gail R.	CTU	35.350	7/1/01	72,006.84
Kondor, Bonnie G.	Clemente High	32.000	6/16/01	41,122.32
Korbelik, Donald J.	Tilden High	23.550	6/16/01	28,985.64
Korshak, Susan	Burbank	40.700	6/16/01	46,583.16
Krueger, Barbara R.	Hay Acad.	34.800	6/30/01	56,330.88
Krull, Irene	Whittier	17.550	6/16/01	23,736.36
Kuhl, Marita L.	Lake View High	30.850	6/16/01	42,153.24
Kuzminski, Anthony J.	Spry	36.750	6/16/01	41,959.56
Kyles, Toni D.	Jackson	34.000	8/22/01	43,804.20
Lartigue, Verna C.	Smyth	23.150	6/16/01	29,190.36
Lattimore, Clarence	Clark Middle	34.000	6/16/01	46,583.16
Lee, Jr., Marion S.	Yale	34.900	6/16/01	41,959.56

Name of Member	School or Final Status	Yrs of Service	Effective Date	Annual Pension
<i>Optional Service Retirement Pensions (continued)</i>				
Lent, Linda M.	Graham	32.950	6/16/01	40,555.32
Leonard, Essie	Prosser	35.200	6/16/01	48,828.72
Lindley, Russell A.	Lane Tech High	39.900	7/11/01	41,959.56
Lischer, Melanie J.	Phillips High	29.150	7/11/01	38,859.96
Lisiecki, David F.	Bradwell	32.900	6/16/01	40,452.12
Looney, Eileen M.	Shields	34.600	6/16/01	41,959.56
Lopatka, Gregory F.	Randolph	40.100	6/16/01	46,583.16
Losiniecki, Diane E.	Bowen High	35.350	6/16/01	50,138.04
Lott, Jo C.	Carter	36.200	6/16/01	43,809.24
Lowe, Ernestine	McCosh	41.350	6/16/01	43,809.24
Lynn, Larry	Proctor APC	34.600	6/16/01	52,756.32
Madeja, Rosemary	Hurley	37.800	7/11/01	46,583.16
Maggiore, Jack A.	Senn High	37.700	6/16/01	45,658.56
Malis, Susan L.	Goudy	36.350	7/13/01	44,980.44
Malone, Norman	Lincoln Park High	34.050	6/16/01	43,809.24
Malone, Patricia J.	Locke	28.800	6/16/01	39,339.36
Maloy, Lorraine A.	Hyde Park Acad.	32.950	7/11/01	40,555.32
Mark, Jerry S.	Substitute	12.450	6/15/01	6,182.16
Marks, Renee L.	Kelvyn Park High	25.700	6/16/01	35,116.20
Marquez, Ruben A.	Region 2	35.050	6/16/01	48,593.16
Martin, Elizabeth J.	Lloyd	44.400	6/16/01	46,583.16
Martin, Myrtis C.	Dett	33.000	7/11/01	42,680.28
Martin, Peter	Foreman High	34.050	6/16/01	46,653.96
Martinez, Mercedes	Brennemann	30.550	6/16/01	39,258.48
Martino, Marcia G.	Substitute	15.000	3/11/01	5,081.28
Mason, Clotine	Douglas Acad.	35.450	6/19/01	41,959.56
Massarsky, Pamelyn	CTU	35.350	7/11/01	76,019.28
Matson, Iola	Lyon	37.850	6/16/01	43,891.44
Maxey, Sally A.	Faraday	36.850	6/16/01	46,583.16
McBride, Grace N.	Bell	34.500	6/16/01	45,658.56
McDonald, Barbara J.	Stagg	36.450	6/16/01	46,012.08
McDonald, William B.	Greeley	34.700	6/16/01	46,830.00
McKenney, Reyes C.	Julian High	33.050	6/16/01	42,664.80
Meister, Toby	Stone	36.900	6/16/01	41,959.56
Michaels, Susan L.	Morse	25.950	6/16/01	31,939.68
Michelson, Judith K.	McCutcheon	35.400	6/16/01	46,429.80
Mikell, Barbara L.	Central Office	23.550	6/16/01	30,029.28
Miller, Michael	York High	32.200	6/16/01	46,167.36
Miller, Ruthie M.	Holden	31.000	6/16/01	42,359.64
Mishima, Jean M.	Lincoln Park High	21.450	6/16/01	29,310.12
Monteleone, Lorenzo F.	Lane Tech	37.200	6/16/01	41,959.56
Moore, Lillie T.	Yates	32.150	6/16/01	39,570.72
Moroni, Dennis R.	Kanoon Magnet	31.700	6/16/01	39,016.80
Morrison, Ralph E.	Julian High	32.450	6/16/01	41,700.60
Moses, Calvin	Hirsch	32.250	6/16/01	51,689.76
Muraski, Grant F.	Prosser Voc Academy	33.650	6/16/01	45,927.12
Murch, Josefa	Von Humboldt	23.050	6/16/01	28,370.28
Musto, Carolyn J.	Curie Metro High	35.900	6/30/01	45,940.44

Name of Member	School or Final Status	Yrs of Service	Effective Date	Annual Pension
<i>Optional Service Retirement Pensions (continued)</i>				
Nalepka, Laura J.	Earle	31.950	6/16/01	41,978.28
Nevels, Pauline	Hinton	35.500	6/16/01	46,583.16
Newbill, Mary J.	Aldridge	22.300	6/16/01	24,507.24
Nichols, Jean	Fuller	34.450	6/16/01	41,959.56
Nodarse, Luisa G.	Hedges	21.950	6/16/01	26,249.52
Norden, Frederic E.	Hay	33.800	6/16/01	44,352.12
Nykiel, Carol A.	Edwards	38.950	6/16/01	41,959.56
O'Connor, Thomas J.	Chappell	32.900	6/16/01	43,171.08
O'Donnell, John P.	Lane Tech	30.200	6/19/01	38,809.20
O'Hara, Sheilamae	Jackson	12.900	6/16/01	16,064.64
O'Keefe, James F.	Dept. of Pupil Support Services	34.300	7/14/01	58,363.68
Okord, Bessie	Mays Acad.	35.200	6/16/01	46,581.84
Oliver, Leonell F.	Tilden Community Acad.	33.950	6/16/01	55,817.16
O'Neil, Franzie O.	Dunbar	37.150	6/16/01	53,680.68
Osada, Jon T.	Central Office	29.050	7/1/01	49,513.32
Otte, Jeraldine K.	Dirksen	37.800	6/16/01	46,583.16
Panus, Edward H.	Castellanos	34.100	6/16/01	41,959.56
Parker, Nellie	Wacker	32.000	6/16/01	43,990.68
Parrott, Carrie D.	Richard Henry Lee	34.550	6/30/01	42,564.12
Patt, Antoinette	Locke	34.900	6/16/01	41,959.56
Pawlowski, Edward J.	Hubbard High	38.600	6/16/01	43,809.24
Pearlman, Madelon J.	Web. DuBois	35.200	6/30/01	58,978.44
Pearson, Bobby	Mann	10.800	6/17/01	13,298.40
Pedraza, Homero	Carpenter	23.100	6/2/01	28,325.52
Peggs, Minnie E.	Davis	40.250	6/16/01	46,583.16
Perkins, Angela V.	Mather High	40.200	7/6/01	41,959.56
Peterson, David M.	CTU	36.900	7/1/01	80,352.84
Peterson, Willie O.	Central Office	31.850	7/1/01	71,192.40
Pettigrew, Dyann	Corliss High	37.200	6/16/01	46,583.16
Pickett, Lorraine	Pasteur	34.200	6/16/01	43,809.24
Planer, Frances M.	Truth	39.400	6/16/01	46,583.16
Pollack, Edward M.	Manierre	34.650	6/16/01	43,809.24
Pool, Martha J.	Manley	34.500	6/16/01	46,583.16
Potts, Samuel C.	Lincoln Park High	34.900	6/16/01	43,809.24
Powell, Barbara D.	Pullman	34.100	6/16/01	46,583.16
Powell, Shirley I.	Gunsaulus	24.750	6/30/01	32,476.80
Pupich, Marie	Chopin	34.300	6/16/01	41,959.56
Quesada, Mary L.	Hammond	23.550	6/16/01	28,494.96
Rainge, Irene J.	Ashe	26.900	6/16/01	33,108.96
Ramos, Carmen	McAuliffe	25.950	6/16/01	33,350.76
Raper, Preston L.	Farragut Acad.	37.050	6/16/01	43,809.24
Rasho, Senharib M.	Senn	24.200	7/1/01	29,774.52
Raven, Daniel J.	Crane High	32.950	6/16/01	40,555.32
Reece, Thomas H.	CTU	44.300	7/1/01	149,555.76
Reed, Jr., Jesse M.	Leland	39.850	6/16/01	54,532.56
Reinkall, Mary F.	Talcott	34.050	6/16/01	44,986.32
Reisberg, Allan G.	Lincoln	35.300	6/16/01	41,959.56

Name of Member	School or Final Status	Yrs of Service	Effective Date	Annual Pension
<i>Optional Service Retirement Pensions (continued)</i>				
Rekoumis, Sotiris J.....	Marshall High.....	30.700	6/16/01	41,116.08
Rembert, Myrna D.....	Sherwood.....	45.750	6/16/01	46,583.16
Ricks, Juanita M.....	Guggenheim.....	24.650	6/16/01	33,073.68
Ricks, Thelma M.....	Guggenheim.....	37.800	6/16/01	43,809.24
Riddles, Theaudrey.....	Beidler.....	35.000	6/16/01	41,959.80
Robinson, Lena A.....	Lane Tech.....	22.500	4/25/01	25,082.88
Rogers, Francis T.....	Spry.....	35.150	6/16/01	43,809.24
Rogers, Ora L.....	Dever.....	36.550	6/16/01	43,809.24
Rosenbusch, Miriam J.....	Swift.....	32.100	6/16/01	39,509.16
Rosenfeld, Roberta C.....	LeMoynes.....	34.750	6/16/01	43,809.24
Samuel, Arthur W.....	Budlong.....	23.900	4/24/01	29,028.24
Sanders, Mamie L.....	Peck.....	28.550	6/16/01	36,688.80
Saper, Roberta G.....	Stewart.....	24.250	6/21/01	14,222.76
Schain, Elaine L.....	Healy.....	26.650	6/16/01	36,526.56
Schiell, Joan R.....	Orr High.....	29.400	6/16/01	36,186.00
Schulatz, Mary.....	Darwin.....	23.800	6/16/01	33,922.92
Schwinge, Heinz D.....	Northside Prep.....	34.150	6/16/01	46,583.16
Scott, Gloria M.....	Orr High.....	30.750	8/9/01	27,661.20
Sharpe, Alfrances L.....	W. Young.....	40.850	6/16/01	41,950.80
Shelton, James C.....	Englewood High.....	37.150	6/16/01	43,807.32
Shelton, Marion R.....	Warren.....	33.650	6/16/01	45,980.64
Shields, Guadalupe.....	Central Office.....	25.100	7/1/01	49,054.80
Sikora, Otto.....	Burroughs.....	34.200	4/21/01	39,019.80
Smith, Barbara J.....	Lane Tech High.....	32.900	6/16/01	42,263.04
Smith, Bernice D.....	Morgan.....	38.150	6/16/01	46,865.04
Smith, Willye N.....	Wadsworth.....	36.000	6/16/01	41,959.56
Sniezek, Jamey S.....	Taft High.....	24.000	6/16/01	31,492.56
Spurgat, Sally L.....	Fermi.....	29.850	6/16/01	38,359.44
Stapleton, Jr, Jack L.....	Psychological Services.....	32.300	7/14/01	54,356.88
Stevenson, Gail A.....	Brentano.....	34.750	6/16/01	41,959.56
Stoll, Ann M.....	Stock.....	34.650	6/16/01	45,605.28
Strance, Joseph C.....	Hyde Park Acad.....	29.250	6/16/01	37,588.32
Streich, Robert W.....	Bright.....	36.500	6/16/01	41,959.56
Svaldi, Anthony J.....	Ward.....	20.450	6/16/01	11,499.96
Sweatt, Karen L.....	Early Childhood.....	34.100	6/16/01	46,583.16
Swiatkowski, Dorothy V.....	Moos.....	51.300	6/16/01	46,583.16
Talley, Abraham.....	Kelly High.....	35.350	6/16/01	43,809.24
Taylor, Delois.....	Corliss High.....	32.050	3/13/01	36,690.60
Taylor, Louise.....	Taft High.....	38.150	6/16/01	47,508.24
Taylor, William.....	Kipling.....	27.200	6/16/01	35,691.60
Terry, Jean E.....	Wheatley.....	47.500	6/16/01	47,335.68
Thalsinos, Elizabeth.....	Goethe.....	35.350	6/16/01	41,959.44
Thompson, Edna W.....	Hyde Park Acad.....	35.250	6/16/01	44,802.36
Titsworth, Ronald A.....	South Shore Acad.....	34.250	6/20/01	45,658.56
Toewish, Victor J.....	O.T. Bright.....	36.000	7/6/01	74,965.80
Todd, Janis R.....	Lincoln Park High School.....	37.000	6/30/01	82,525.80
Toribio, Alicia T.....	McPherson.....	18.300	7/20/01	23,519.52
Townsel, Ruby V.....	Kershaw.....	40.800	6/16/01	44,055.96

Name of Member	School or Final Status	Yrs of Service	Effective Date	Annual Pension
<i>Optional Service Retirement Pensions (continued)</i>				
Triplett, Evelyne	Farragut Acad.	36.050	6/16/01	41,958.60
Tucker, Barbara	Peterson	33.950	6/16/01	44,733.84
Tyler, Clauzell	Haley	8.500	3/1/01	8,307.84
Valaskovic, Dale J.	Juarez High	35.350	6/16/01	44,986.32
Valosek, Mariann J.	Mann	34.250	6/16/01	41,959.56
Vaughn, Wardell	Farragut Acad.	37.000	6/16/01	41,960.40
Vinson, Effie S.	Melody	37.100	7/14/01	73,924.44
Vinson, Nellie	Central Office	22.750	6/16/01	34,033.68
Walker, Annie W.	Spalding High	34.800	6/16/01	55,888.08
Walker, Eddie R.	Tilden High	35.350	6/16/01	44,733.84
Walker, Irma J.	CVS	36.900	6/16/01	50,168.88
Wan, Kathleen S.	Roosevelt High	25.450	7/1/01	34,012.68
Washington, Ella M.	Taft High	33.250	6/16/01	45,485.64
Wayne, Mabel H.	Englewood High	38.050	6/16/01	46,589.04
Weathersby, Margaret	Frazier	27.100	6/16/01	37,031.40
Webb, Robert O.	Dvorak	39.100	7/15/01	45,818.16
Weber, Karen A.	Murphy	35.600	6/16/01	46,651.68
Weiss, Brenda B.	Hanson Park	34.350	5/21/01	46,426.44
Wendt, Diane D.	Curie Metro High	32.650	6/16/01	42,843.12
White, Beverly C.	Guggenheim	37.800	6/16/01	44,735.64
White, Norma J.	CTU	33.000	7/1/01	75,528.72
Williams, Elbert	Songhai	31.950	6/16/01	39,324.48
Williams, Geneva S.	White	39.950	6/16/01	41,959.56
Williams, Karen P.	Parkside	36.450	6/16/01	46,865.04
Williams, Michael J.	CTU	34.550	7/1/01	76,019.28
Williams-Ekoue, Clara	Brennemann	24.000	6/16/01	29,539.44
Williamson, Marva A.	City Wide	32.250	6/16/01	43,067.04
Wilson, Melvin	CTU	33.750	7/1/01	75,259.08
Winkels, Jerilyn A.	Stowe	29.200	6/16/01	38,316.00
Winn, Johnnie M.	Central Office	39.400	7/28/01	54,369.00
Winshel-Cook, Constance J.	Boone	34.150	6/16/01	45,638.16
Wojtalewicz, Martin J.	Mather	35.400	6/13/01	52,503.36
Wooten, Louise R.	Carver	34.750	6/16/01	46,855.20
Woytonik, Marlene	Sandoval	34.050	7/2/01	45,131.64
Wright, Cleopatra	Calumet Acad.	33.850	7/1/01	43,799.16
Yancey, Herbert R.	Bowen High	35.100	6/16/01	43,809.24
Yedlicka, Jean C.	Garvy	32.700	6/16/01	43,795.68
Young, Perry L.	Cuffe	35.700	6/16/01	44,992.20
Younge, Wynona	Ruggles	27.950	7/23/00	21,712.68
Zimmerman, Harold C.	Ward	21.950	6/16/01	26,249.52
Zoloto, Audrey	Lovett	33.050	6/16/01	40,678.44

Disability Retirement Pensions

Bracero, Sonia N.	Nixon	11.350	6/21/01	\$12,687.84
Breen-Putnam, Maureen	Lincoln Park High	30.100	6/16/01	41,284.08
Crowley, Jr., Eugene	Washington	32.100	5/5/01	41,019.48
Krieger, Michele R.	Coles	30.100	6/16/01	50,883.00
Penny, Arthur	Whitney Young	27.500	6/1/01	35,901.96

Name of Member	School or Final Status	Yrs of Service	Effective Date	Annual Pension
<i>Disability Retirement Pensions (continued)</i>				
Weinstein, Marsha D.	Arai Middle	33.150	7/15/01	42,534.36
Westerberg, James W.	Bogan High.....	32.200	6/16/01	48,864.00
<i>Reciprocal Retirement Pensions</i>				
Alfred, Margaret M.	Colman	34.806	6/16/01	\$39,755.40
Anderson, Arlene P.	Washington High.....	38.925	6/16/01	40,006.68
Antelo, Susana I.	Lloyd	24.000	6/16/01	29,538.36
Ashley, Sr., David C.	White	32.441	6/16/01	44,267.04
Baker, Gloria D.	O'Keefe	31.222	6/30/01	65,117.64
Bamberger, Michaele E.	Central Office	32.367	4/21/01	43,748.52
Bender, Solveig J.	College	1.700	6/1/01	2,837.64
Berman, Georgeann L.	Dist. #4	14.475	5/23/01	3,807.48
Bernard, Susan L.	Budlong	32.879	5/5/01	21,368.52
Borja, Ramiro	Cooper	25.464	3/27/01	1,312.56
Bouie, Evelyn	Higgins	14.475	6/16/01	16,835.76
Bowen, Sheila J.	Former	2.000	6/8/01	3,090.48
Brekke, Stewart E.	CVS	24.309	4/7/01	30,172.92
Brown, Pearlita O.	Stagg	33.993	4/7/01	36,393.60
Brudd, Robert I.	Curie High	33.322	6/16/01	45,532.68
Burns, Barbara A.	Central Office	29.425	6/30/01	46,540.80
Cantarelli, Francis	Former	22.578	6/15/01	32,911.20
Chiles, Ora L.	Byrne	25.569	6/30/01	31,471.20
Christian, Marva B.	Carnegie.....	23.164	6/16/01	31,651.32
Clemons, James S.	Central Office	34.210	6/16/01	41,875.44
Coffey, Maureen V.	Kelly High	16.450	6/16/01	24,607.92
Cohen, Harriet R.	Former	8.725	6/8/01	9,850.44
Cohen, Susan J.	Former	3.400	6/12/01	3,732.84
Cohn, Barbara K.	Former	5.400	7/26/01	3,020.88
DeNicolò, Dean	Former	5.000	6/16/01	8,318.52
Dowd, Dorothy	Beaubien.....	18.231	5/20/01	12,431.28
Duzinski, Gary A.	Central Office	11.350	6/30/01	18,613.44
Everett, Patricia M.	Coonley.....	10.111	6/16/01	11,020.44
Fanning, Nancy T.	Mason CPC.....	30.678	6/19/01	39,427.80
Fernandez, Walkiris C.	Former	1.000	6/15/01	1,319.40
Freeman, Connie	Cather	7.272	6/16/01	6,816.84
Friedman, Norma M.	Former	2.200	6/9/01	3,225.36
Garelli, Clery D.	Gage Park	10.106	5/7/01	8,648.28
Garfield, Alan C.	Former	3.000	6/2/01	5,813.76
Garmony-Miller, Sherye L.	Region 6.....	34.339	6/30/01	87,266.16
Gerry, Robert F.	Former	5.000	6/30/01	15,285.48
G'Francisco, Kathleen K.	Former	1.200	6/6/01	1,464.12
Goldhagen, Richard J.	Lyon	13.056	7/18/01	15,744.12
Gorecki, John J.	CVS	32.728	6/16/01	52,479.60
Grant, Joyce A.	Former	11.350	6/6/01	15,515.04
Hall, Carlene	Spry	28.069	6/16/01	37,024.20
Halvorson, Andrew H.	Former	3.000	6/30/01	4,397.64
Hansen, James H.	Former	22.567	7/1/01	52,673.76
Hantsch, Janet M.	Former	3.000	6/1/01	4,245.60

Name of Member	School or Final Status	Yrs of Service	Effective Date	Annual Pension
<i>Reciprocal Retirement Pensions (continued)</i>				
Harby, Michael A.	McCutcheon	29.350	6/16/01	37,926.96
Healy, Patricia R.	College	8.700	1/1/01	13,911.12
Herbick, Jerry A.	Former	8.069	7/1/01	5,197.92
Hiller, Barbara A.	Former	2.000	6/13/01	2,642.88
Howard, Irene M.	Former	3.900	6/12/01	4,026.48
Hresil, Christine A.	Washington High	35.800	7/1/01	44,733.84
Hudson, Dorothy R.	Former	3.600	6/7/01	6,871.32
Jackson-Warfield, Melva	Westcott	34.044	6/16/01	41,959.56
Jaskowiak-Reniva, Minaflor Y.	Delano	13.728	6/16/01	18,990.12
Johnson, Ronald V.	Cameron	30.475	7/2/01	37,513.20
Jordan, Jeanne M.	Former	1.550	6/8/01	1,870.56
Kandalec, Charles D.	Castellanos	31.178	6/16/01	38,373.96
Kenron, Christina E.	Hanson Park	25.903	6/30/01	31,881.60
Kiersch, Ronald L.	Former	1.000	6/8/01	1,580.76
Kiester, Joanne M.	Former	4.075	6/7/01	7,749.72
Kissane, Dolores M.	Emmet	25.502	6/16/01	31,387.80
Kontos, Rosemary F.	Sullivan	29.964	6/16/01	38,505.84
Kosyk, Lina	Former	1.350	6/8/01	2,173.56
Landry, Ada B.	Bowen High	22.950	6/16/01	32,650.20
Lasko, Sharon	Skinner	33.306	4/21/01	39,791.40
LaVoie-Beaumont, Sharon A.	Lawrence	11.644	6/16/01	14,769.60
Leanes, Paul A.	Sabin	30.828	6/16/01	37,943.40
Locati, Eleanor M.	Leland	33.804	6/16/01	36,616.80
Lyons, Maureen R.	Former	6.750	6/9/01	9,710.88
Magida, Phyllis	Funston	13.350	6/30/01	13,936.56
McBride, Robert G.	Former	12.911	6/30/01	25,462.56
McCarthy, Tim	Former	1.000	7/1/01	2,012.52
McKee, Kathleen M.	Dawes	22.078	6/16/01	29,061.60
Mentone, Joan P.	Dever	30.822	6/16/01	42,116.64
Mondragon, Virginia R.	Marsh	14.017	6/16/01	17,350.44
Morris, Karen L.	Saucedo	38.206	4/21/01	78,558.00
Murdock, Patricia C.	Former	10.767	6/14/01	20,423.28
Ongena, Charles P.	Former	1.100	6/9/01	1,390.44
Owens, Betty J.	Former	8.750	6/29/01	18,910.92
Patricelli, Anthony A.	College	3.250	6/1/00	4,689.84
Pawelek, Diane J.	McNair	15.458	4/7/01	19,231.80
Porter, Carol A.	Spalding	28.800	6/16/01	39,353.40
Price, Marion L.	Woodson South	23.150	3/10/01	31,656.60
Prudik, Charles R.	Plamondon	7.175	6/16/01	8,428.44
Pyster, Marianne L.	Smith	24.908	6/30/01	40,313.76
Robertson, Truman J.	Lindblom High	9.481	6/16/01	9,888.24
Rubin, Carol	Calhoun	21.447	6/16/01	27,561.12
Ruschke, Shirley R.	Lincoln Park	35.228	6/16/01	41,837.88
Scarsi, John G.	Former	25.317	6/30/01	45,732.72
Schlack, Nancy D.	Von Steuben	25.476	6/16/01	32,237.52
Schladt, Barbara A.	Former	8.728	6/9/01	14,959.32
Simmerling, Marjorie A.	City Wide	19.400	6/16/01	23,837.04

Name of Member	School or Final Status	Yrs of Service	Effective Date	Annual Pension
<i>Reciprocal Retirement Pensions (continued)</i>				
Simpson, Gail L.....	McCosh	32.950	6/16/01	44,380.32
Smith, David R.....	Former	11.150	6/4/01	5,843.04
Smith, William G.....	Former	1.250	6/2/01	2,848.44
Smith, Jr., Wesley	Central Office	36.356	6/30/01	66,958.20
Srivastava, Lillian M.	Ericson	8.325	6/17/01	6,161.52
Steward, Hazel B.	Region #3.....	33.606	6/30/01	72,703.92
Strandberg, Harold G.....	Former	13.072	6/12/01	17,919.96
Sullivan, Patricia B.....	Former	3.550	6/8/01	6,675.84
Taylor, Elvira	Mason	30.575	4/9/01	23,067.60
Tellez, Addy B.....	Kilmer.....	26.147	6/16/01	35,019.48
Tiersky, Karen H.....	McCutcheon	33.028	6/16/01	39,542.16
Tubbs, Mary L.....	Mason	32.167	6/16/01	17,956.56
Unger, Allen H.....	Former	5.000	6/9/01	8,205.84
Valenziano, Nicholas J.	Former	6.625	6/8/01	11,101.68
Viteri-Kansoer, Consuelo E.....	Funston	22.469	6/30/01	26,586.48
Voloshina, Inna	Taft High.....	17.531	6/16/01	24,006.12
Walchak, Mitzi I.	Former	11.000	6/9/01	21,541.68
Waldfogel, Belle R.	Reed.....	31.000	6/30/01	38,101.80
Yakushiji, Jane	Field.....	34.356	6/18/01	41,959.56
Ziarko, Dennis R.	South Shore High	32.078	7/1/01	41,222.28
<i>Survivors' Pensions</i>				
Afton, Leonard	11.150	5/1/01	\$4,800.00
<i>(Spouse of Helen Afton, deceased pensioner)</i>				
Andrews, Samuel A.....	40.100	7/1/01	21,033.24
<i>(Spouse of Lillian J. Dawson, deceased pensioner)</i>				
Bannor, Anne W.....	37.000	6/1/01	17,592.36
<i>(Spouse of Norman L. Bannor, deceased pensioner)</i>				
Barnett, Rachel L.....	25.950	6/1/01	9,747.84
<i>(Spouse of Paul R. Barnett, deceased pensioner)</i>				
Becker, Charlotte N.....	35.600	6/1/01	13,078.68
<i>(Spouse of Henry C. Becker, deceased pensioner)</i>				
Bentley, Mary V.....	10.500	6/1/01	4,142.28
<i>(Spouse of Woodrow A. Bentley, deceased pensioner)</i>				
Boettner, Marion.....	40.300	4/1/01	21,323.04
<i>(Spouse of Hugh E. Boettner, deceased pensioner)</i>				
Bourbaki, Socrates	38.400	3/1/01	17,958.00
<i>(Spouse of Demetra A. Bourbaki, deceased pensioner)</i>				
Coorlas, Peter M.....	10.650	5/1/01	2,143.44
<i>(Spouse of Louise F. Coorlas, deceased pensioner)</i>				
Dixon, Wendie	8.800	11/26/00	4,800.00
<i>(Spouse of Brian I. Dixon, deceased teacher)</i>				
Dockett, Gene A.....	35.450	6/1/01	18,677.16
<i>(Spouse of Betty L. Dockett, deceased pensioner)</i>				
Ellis, Barbara J.....	42.683	7/1/01	30,558.00
<i>(Spouse of Leo H. Ellis, Jr., deceased pensioner)</i>				
Fink, Carol.....	39.450	7/1/01	36,678.72
<i>(Spouse of Herbert J. Fink, deceased pensioner)</i>				
Gorbatkin, Julie	27.800	5/1/01	19,964.76
<i>(Spouse of Meyer Gorbatkin, deceased pensioner)</i>				

Name of Member	School or Final Status	Yrs of Service	Effective Date	Annual Pension
<i>Survivors' Pensions (continued)</i>				
Gordon, Adele T. (Spouse of Clarence T. Gordon, deceased pensioner)		38.050	5/1/98	17,950.56
Greenblatt, Michael A. (Spouse of Donna M. Greenblatt, deceased pensioner)		34.050	5/1/01	25,856.52
Harp, Willie (Spouse of Edna J. Harp, deceased pensioner)		34.700	3/1/01	19,495.68
Harris, Lynwood A. (Spouse of Jean W. Harris, deceased pensioner)		33.000	6/1/01	16,636.92
Hunter, Amanda J. (Spouse of Jerry N. Hunter, deceased pensioner)		29.400	4/1/01	14,271.36
Jackson, Gladys C. (Spouse of William L. Jackson, deceased pensioner)		21.850	6/1/01	8,664.96
Lachman, Sarah (Spouse of Max Lachman, deceased pensioner)		11.750	1/1/01	4,800.00
Laster, Joe E. (Spouse of Alma I. Laster, deceased pensioner)		34.650	7/1/01	16,992.48
Laws, Alnita (Spouse of Wilburn Laws Jr., deceased teacher)		38.150	6/5/01	18,545.88
Lewis, Virginia F. (Spouse of Robert E. Lewis, deceased pensioner)		40.950	6/1/01	15,434.76
Nachtwey, Irene K. (Spouse of Robert J. Nachtwey deceased pensioner)		33.400	6/1/01	15,191.52
Naparla, Frank J. (Spouse of Theresa M. Naparla, deceased pensioner)		19.500	5/1/01	7,060.20
Pagowsky, Hallie (Spouse of Melvyn L. Pagowsky, deceased teacher)		34.250	12/3/00	20,317.68
Plettau, Bernice Noll (Spouse of Richard Plettau, deceased pensioner)		15.400	6/1/01	5,124.84
Potempa, Loretta A. (Spouse of Sylvester J. Potempa, deceased pensioner)		14.000	8/1/01	8,650.32
Price, Bernard (Spouse of Annette L. Price, deceased teacher)		14.300	9/11/00	6,617.28
Reed, Mary Ann (Spouse of LaVare P. Reed, deceased teacher)		28.150	7/20/01	16,254.12
Resis, Barbara (Spouse of George Resis, deceased pensioner)		20.005	7/1/01	8,786.52
Rouser, Thelma H. (Spouse of Samuel Rouser, Jr., deceased pensioner)		37.000	7/1/01	19,043.52
Shorris, Laurie Jean (Spouse of Morton A. Shorris, deceased pensioner)		36.900	6/1/01	18,627.36
Smith-Lamonte, Denise (Spouse of Spurgeon B. Smith Sr., deceased teacher)		4.565	6/15/01	3,600.00
Thomas, Brenna (Minor child of Robert L. Thomas, deceased pensioner)		19.200	3/1/99	7,368.24
Tobecksen, Therese (Spouse of Alan L. Tobecksen, deceased teacher)		32.550	9/21/00	19,152.96
Walters, Marvin F. (Spouse of Rachel S. Walters, deceased pensioner)		39.500	3/1/00	13,140.24
Whitaker, Joseph Floyd (Spouse of Shirley Whitaker, deceased teacher)		26.800	12/24/00	15,243.96

Name of Member	School or Final Status	Yrs of Service	Effective Date	Annual Pension
----------------	------------------------	----------------	----------------	----------------

Survivors' Pensions (continued)

Williams III, Vernon B. (Spouse of B. R. Michael-Willian, deceased pensioner)		37.200	7/1/01	21,578.40
Woods, Gwendolyn B. (Spouse of Thomas H. Woods, deceased pensioner)		14.200	6/1/01	6,956.64

Reversionary Pension

Paton, Elizabeth M. (Spouse of John H. Paton, deceased pensioner)		39.950	6/1/00	\$12,000.00
---	--	--------	--------	-------------

Summary of Pensions Granted

Type of Pension	At This Meeting	Total Approved This Fiscal Year
Optional service retirement pensions	399	399
Reciprocal service retirement pensions	111	111
Disability retirement pensions	7	7
Duty disability retirement pensions	0	0
Survivors' pensions	41	41
Reversionary pensions	1	1

Cancellation of Pensions

The Committee on Claims and Service Credits reported that pursuant to the law, the pensions of the following persons were cancelled upon the date of attainment of legal age. The Committee recommended that the cancellations shown below be confirmed and reported in the proceedings of this meeting.

Name	Reason	Type of Pension	Rate of Pension	Date Cancelled
Armstrong, Vivia	Legal Age	Survivor	\$0.00	8/1/01
Dixon, Traci A.	Legal Age	Survivor	285.15	7/1/01
Haymon, Lori	Legal Age	Survivor	535.03	8/1/01
Jones, Tiffany S.	Legal Age	Survivor	716.44	8/1/01
Riberdy, Zachery B.	Legal Age	Survivor	456.66	8/1/01
Richardson, Roderrick R.	Legal Age	Survivor	947.15	7/1/01

Revision in Rate of Pensions

The Committee on Claims and Service Credits reported that changes in salary credits after pensions were granted necessitate the following revisions. The Committee recommended that (1) these revisions be approved, (2) the records of the Fund be changed accordingly, and (3) adjustments be authorized for pension payments made prior to this date, as applicable.

Name of Member	Annual Rate of Pension		Automatic Annual Increase	
	Revised Rate	Old Rate	Revised AAI	Old AAI
Adams, Gloria L.	\$41,980.20	\$41,873.52		
Alderson, Donald R.	35,196.72	35,132.04	\$1,094.04	\$1,092.00
Allen, Robert	51,020.16	50,887.08		
Allen, Victoria	34,557.60	34,469.40		
Amers, Stanley J.	44,158.80	44,046.24		
Amos, Olivia M.	42,931.44	42,809.64		
Anderson, Nancy	40,207.92	40,105.32		
Appelt, Richard W.	45,167.64	45,053.64		
Arakawa, Yoshiko	34,500.24	34,410.48		
Arazan, John G.	39,726.00	39,631.20		
Arentz, Patricia	45,050.04	44,936.16		
Arnold, Sara A.	43,753.92	43,642.20		
Arp, Rita M.	40,208.16	40,105.56		
Artishenko, Robert I.	44,048.52	43,939.20		
Ashley, Etta R.	44,638.68	44,524.80		
Attinello, Donna M.	43,230.24	43,118.64		
Augustiny, Frank J.	44,638.56	44,524.92		
Bailey, Charlie M.	41,984.76	41,873.52		
Bailey, Irene E.	44,795.88	44,672.16		
Ballard, Maxine C.	41,981.52	41,874.48		
Ballard, Vicki L.	23,361.24	23,312.76		
Banasiak, Sandra C.	43,701.12	43,587.24		
Bandukwala, Nafisa A.	30,366.48	30,289.20		
Barich, Eleanore M.	39,465.36	39,361.80		
Barner, Willie	39,118.32	39,032.88		
Bartelson, Joan E.	46,630.68	46,507.56		
Bartusch, Mary A.	42,008.88	41,913.72		
Beavers, Donald E.	34,141.80	34,057.68		
Beavers, Willie	41,652.96	41,608.56	1,294.68	1,293.36
Bell, Vertis R.	25,456.20	25,388.16		
Bellinger, William M.	40,208.16	40,105.56		
Bengston, Joseph K.	48,249.84	48,126.72		
Bennin, Sybil	39,264.24	39,237.84		
Benton, Josephine	38,496.48	38,398.20		
Bergen, Kenneth M.	41,981.64	41,874.48		
Bergquist, Shirley	43,753.68	43,641.96		
Berry, Curtis	32,211.00	32,130.72		
Berry, Mary G.	36,633.60	36,582.96		
Berthold, Maria N.	22,372.08	22,312.80		
Biegel, Helene F.	39,776.64	39,674.04		
Birchette, Fontella L.	11,819.76	11,787.96		
Blackburn, Dolores J.	43,283.28	43,171.56		
Blackwood, Idella	37,379.16	37,282.80		
Bladdy, Charlen L.	42,826.68	42,719.52		
Blakely, Dorothy L.	31,806.12	31,765.80	988.68	987.36
Blanks, Stella M.	36,265.68	36,173.16		
Bobo, Lois V.	43,051.08	42,974.64		
Boehm, Owen H.	36,420.60	36,327.60		
Boggs, Audrey L.	41,648.04	41,547.84		
Bogs, Roberta K.	46,567.92	46,453.20		
Boland, Maryrita C.	39,632.76	39,530.40		

Name of Member	Annual Rate of Pension		Automatic Annual Increase	
	Revised Rate	Old Rate	Revised AAI	Old AAI
Bolduc, Gloria M.	41,981.64	41,874.48		
Bonarigo, Patricia D.	19,750.44	19,741.20		
Boone, Grover	43,584.24	43,474.80		
Borck, Ronald G.	43,981.20	43,871.88		
Borkowski, Arthur J.	11,900.40	11,868.48		
Bostic, Arthur T.	40,594.80	40,589.64		
Bozek, Edward A.	44,283.36	44,169.48		
Brandon, Bernice S.	44,910.96	44,765.64		
Brasini, Julius E.	34,089.36	33,856.68	6,651.84	6,609.96
Braswell, Deborah A.	40,842.00	40,739.40		
Braxton, Dorothy L.	32,642.76	32,562.24		
Brock, Susan	36,286.92	36,194.64		
Brodsky, Carole	39,467.40	39,366.72		
Brown, Delia	40,208.16	40,105.56		
Brown, Martha J.	43,603.92	43,470.12		
Bruce, Myrtle P.	44,088.72	43,982.40		
Bryant, Carolyn	40,208.16	40,105.56		
Bryant, Margaret P.	41,980.68	41,873.52		
Buchler, James C.	39,161.88	39,132.24		
Buckman, Ethel	43,312.20	43,021.56	1,346.28	1,337.16
Buder, Anna T.	44,658.24	44,544.36		
Buechele, Beverly J.	46,429.56	46,309.68		
Bulmash, Carol J.	40,872.24	40,769.64		
Burch, Margaret A.	7,836.12	7,814.16		
Burckart, Mary A.	27,304.56	27,239.52		
Burke, Kathleen T.	46,220.76	46,106.76		
Burns, Douglas L.	43,072.92	42,965.76		
Burton, Doris	41,520.96	41,423.04		
Butler, Era J.	40,207.56	40,105.92		
Byrd, Harold O.	19,278.72	19,228.80		
Byrd, Shirley A.	26,690.88	26,681.52	1,014.24	1,013.88
Byron, Rudy	45,165.24	45,051.36		
Cajigas, Miriam Z.	32,788.32	32,705.04		
Caldieraro, Ann T.	32,552.52	32,469.36		
Caldwell, Jr., Henry H.	40,783.68	40,681.08		
Camit, Bette J.	38,859.00	38,809.20		
Campana, Marilyn M.	44,950.08	44,851.44		
Carl, Stephen R.	26,863.68	26,861.28		
Carrera, William J.	40,208.16	40,105.56		
Carrillo, Guillermo	24,795.96	24,729.36		
Carter, Gwendolyn B.	29,855.76	29,782.08		
Carter, Yvonne M.	31,647.84	31,567.08		
Cartwright, Barbara	44,089.20	44,017.68		
Cavallone, Robyn A.	32,146.44	32,083.32		
Cenar, Carol L.	40,959.60	40,857.00		
Centeno, Ofelia	19,555.44	19,505.52		
Champion, Violet D.	45,502.20	45,390.48		
Chandler, Wardell	41,980.68	41,873.52		
Chanza, Nerida	32,407.32	32,366.40		
Charlotten, Zoraida	31,071.72	31,036.56		
Christensen, Nancy	44,658.72	44,544.84		

Name of Member	Annual Rate of Pension		Automatic Annual Increase	
	Revised Rate	Old Rate	Revised AAI	Old AAI
Christopoulos, Lilly	37,553.52	37,458.84		
Clark, Dan E.	42,779.52	42,728.52	1,329.72	1,328.16
Clarke, Daniel T.	41,979.72	41,874.36		
Clayton, Inez A.	40,170.84	40,068.36		
Clegggett, Catherine G.	44,658.36	44,544.48		
Cobb, Obie	43,736.52	43,641.96		
Cohen, Lois	41,017.68	40,927.68		
Coley, Harold C.	54,359.40	54,222.48		
Compton, Beverly	15,368.40	15,346.80		
Covsky, Bryna	44,336.16	44,223.72		
Conley, Celestia M.	20,528.28	20,473.80		
Conley, Mildred B.	40,208.76	40,106.16		
Cooper, Doris S.	40,208.16	40,105.44		
Cooper, James A.	41,975.04	41,874.48		
Cooper, Tillie B.	21,091.20	21,041.04		
Cordell, Marilyn	36,405.12	36,350.52		
Cotovsky, Gail	28,507.56	28,343.04	2,502.84	2,488.32
Covey-Davis, Isabelle	32,260.20	32,178.48		
Cox, Dowell	37,906.56	37,814.04		
Crawford, Reuben D.	54,471.00	54,352.80		
Crean, Mary E.	44,639.40	44,525.40		
Crockett, George E.	44,814.72	44,703.12		
Cromer, Louise	44,638.80	44,524.92		
Cross, Conrad	20,414.52	20,367.00		
Crotty, Karen A.	44,639.40	44,525.40		
Cummins, John	29,102.64	29,028.36		
Custus, Lesley A.	9,690.72	9,664.68		
Daigle, Edward H.	42,866.40	42,756.96		
Daniels, Theresa D.	33,463.80	33,416.64		
Daters, Josephine	42,761.88	42,583.80	1,525.08	1,518.84
Davis, Claudine V.	27,197.76	27,136.80		
Davis, Cliffetta H.	44,657.52	44,534.64		
Davis, Evonne S.	45,064.92	44,955.12		
Davis, Jane E.	40,208.16	40,105.56		
Davis, Ollie	44,638.80	44,524.92		
De Leon, Roslyn	46,060.68	45,946.80		
De Pasquale, Georgianne	40,208.28	40,105.68		
Deacy, James T.	44,638.68	44,524.80		
Delisle, Alvin R.	16,162.32	16,160.76	650.64	650.40
DeLoache, Winifred D.	29,797.20	29,722.92		
Dervin, Malvirse	31,428.72	31,257.96	2,965.32	2,830.44
Dietrick, Donna L.	39,216.36	39,116.28		
Diggs, Yvette	40,208.16	40,105.56		
DiGrazia, Jacqueline	41,117.64	41,012.64		
Dinanno, Stephen J.	36,499.32	36,262.92	5,619.12	5,585.64
Dolan, Margaret T.	39,565.08	39,513.00		
Domikaitis, Rhoda K.	43,589.40	43,479.48		
Douglas, Arlene P.	33,636.96	33,631.44	1,314.60	1,314.48
Douglas, Betty	43,072.32	42,965.16		
Douglas, Gloria J.	40,946.16	40,863.96		
Douglas, Nathaniel	41,579.04	41,348.88	2,617.80	2,603.28

Name of Member	Annual Rate of Pension		Automatic Annual Increase	
	Revised Rate	Old Rate	Revised AAI	Old AAI
Drenon, JoAnn J.	39,467.76	39,368.40		
Dukelsky, Sheila	41,254.20	41,151.60		
Dumond, Therese H.	25,888.80	25,826.88		
Durand, BerDella	41,098.32	40,995.12		
Durry, Grover C.	43,072.80	42,965.64		
Dziedzic, Albert J.	42,866.52	42,757.20		
Edwards, Bobbie J.	41,983.68	41,873.52		
Edwards, Dorothy M.	44,786.04	44,672.16		
Edwards, Edna R.	29,027.76	28,953.72		
Eichelberger, Brenda D.	42,506.88	42,498.96	1,523.16	1,522.92
Elias, Lula D.	41,028.12	40,993.20	1,323.12	1,322.04
Ellis, Maggie	8,492.76	8,474.52		
Ellison, Dorothy L.	38,788.32	38,745.84	1,205.64	1,204.32
Embrey, Harriet S.	44,639.40	44,525.40		
Enright, Edwin T.	41,045.28	40,807.92	3,846.00	3,823.68
Epps, Maple	42,248.40	42,244.32	1,373.04	1,372.92
Epps, Ora D.	43,876.08	43,764.48		
Erkin, William J.	44,658.60	44,544.72		
Ervin, Julia	39,033.72	38,988.72		
Eskridge, Dora E.	26,411.28	26,349.00		
Fant, Jessamine E.	40,208.16	40,105.56		
Faulkner, Rose	44,795.28	44,681.40		
Feldman, Jack	42,732.00	42,687.48	1,378.08	1,376.64
Felton, Charlotte M.	43,752.84	43,641.12		
Ferrill, Jane S.	48,250.20	48,126.72		
Fischer, Victor A.	44,640.36	44,525.40		
Fleming, Patricia A.	44,796.12	44,677.44		
Fletcher, Deborah W.	42,315.36	42,307.20		
Foster, Javerlyn V.	50,084.16	49,961.04		
Franklin, Leroy H.	41,980.92	41,873.76		
Franklin, Marilyn	40,783.20	40,680.60		
Frawley, Louise G.	34,711.32	34,703.76		
Frazier, Sherley B.	17,883.36	17,837.76		
Gabovich, Naum	9,100.68	9,099.84	357.12	357.12
Gale, Edwin	36,761.40	36,536.52	4,210.92	4,186.44
Gallotta, Carole J.	38,240.04	38,222.04		
Gandurski, Mary A.	41,981.64	41,874.48		
Garcia, Edward P.	42,076.08	41,902.68	1,307.88	1,302.48
Gardner, Joanna J.	43,089.24	43,063.80	1,482.96	1,482.12
Garrett, Willie S.	31,698.60	31,619.64		
Gasowski, Stanley F.	27,067.44	27,014.52		
Gay, Joyce E.	40,804.20	40,759.68	1,268.28	1,266.96
Geijer, JoAnn Z.	41,727.12	41,619.48		
Genin, Judy	40,208.16	40,105.56		
Gerson, Arthur	44,787.48	44,673.60		
Gerstein, Marilyn E.	37,616.88	37,524.12		
Gerstel, Peter S.	47,369.16	47,360.52		
Ghidotti, Robert L.	41,606.64	41,504.04		
Gibson, Dietra D.	23,935.44	23,934.72		
Gilbert, Linda W.	33,256.32	33,175.32		
Gilbride, Mary P.	34,495.56	34,452.72		

Name of Member	Annual Rate of Pension		Automatic Annual Increase	
	Revised Rate	Old Rate	Revised AAI	Old AAI
Giles, Johnnie B.	39,864.12	39,763.32		
Glossop, Sue E.	45,120.60	45,006.72		
Goesmann, Gerhard H.	39,648.72	39,591.60		
Goldberg, Karin S.	43,010.52	42,901.20		
Goldberg, Marsha	45,734.28	45,620.28		
Goldberger, Milton	35,265.24	35,175.24		
Gomberg, Helene	5,244.84	5,232.84		
Gorenstein, Leonard	31,421.16	31,373.52		
Gorzelanczyk, Judy G.	40,208.76	40,106.16		
Gottstein, Sharon	40,211.16	40,105.56		
Goulet, Leslie	33,171.12	33,094.44		
Gradman, Stanford	36,588.24	36,358.68	6,599.28	6,558.48
Graham, Gerald E.	40,229.40	40,105.56		
Gray, Bobbie L.	39,055.80	38,956.92		
Gray, Inez	39,161.76	39,085.20		
Green, Joseph W.	24,943.56	24,913.32		
Green, Velma M.	35,650.20	35,447.52	2,755.68	2,739.96
Greene, Bette N.	31,771.68	31,690.68		
Greene, Shirley D.	43,688.52	43,573.68		
Gregg, Eleanor	42,097.56	41,989.44		
Grey, Rosalie J.	24,940.92	24,876.60		
Griffin, Katie	41,815.80	41,713.20		
Griffin, Nancy T.	26,587.80	26,563.80		
Grill, Mary B.	47,709.00	47,594.16		
Grzeskowiak, Andre A.	40,208.76	40,106.16		
Guerra, Philomena	41,103.96	41,001.84		
Gunter, Allyson J.	41,980.68	41,873.52		
Gutowski, Gordon R.	41,981.64	41,874.48		
Haas, Thomas	44,299.68	44,204.76		
Hacker, Angelica	41,981.64	41,874.48		
Hall, Shirlee	42,183.84	42,125.52		
Hamburger, Marilyn	42,867.48	42,758.04		
Hammerly, Henry D.	35,524.56	35,432.88		
Hanley, Margaret C.	44,641.20	44,524.80		
Hardeman, Emma	37,798.44	37,704.60		
Harper, Charles A.	45,143.64	45,029.64		
Harrington, Vera R.	43,283.28	43,171.56		
Harris, Kathleen M.	41,126.40	41,021.04		
Harris, Rufus C.	40,205.40	40,106.16		
Harris, Jr., Cozy	44,658.36	44,544.36		
Harrison, David	40,110.24	40,007.76		
Hart, Emmaline C.	40,750.56	40,647.72		
Hart, Maryella	26,759.64	26,708.04		
Hartnett, Diane J.	19,583.28	19,534.20		
Hayes, Charles	39,627.72	39,534.48		
Hayes, Jerry	43,058.64	42,997.92		
Haywood, Rose A.	42,659.40	42,611.40	1,326.00	1,324.56
Hearn, Fred D.	44,638.68	44,524.80		
Hearn, Lyvonnia G.	39,807.24	39,704.64		
Heinen, Jeanne E.	40,264.56	40,161.84		
Heitler, Francis D.	43,048.20	42,956.64	1,338.12	1,335.24

Name of Member	Annual Rate of Pension		Automatic Annual Increase	
	Revised Rate	Old Rate	Revised AAI	Old AAI
Hennessy, Karen J.	37,280.88	37,259.64		
Herendeen, Patricia	39,802.20	39,695.76		
Hernandez, Bertha A.	34,583.04	34,534.68		
Hettinger, Ronald E.	49,408.80	49,277.40		
Hill, Donna J.	36,147.12	36,057.60		
Hlavin, Rafala	19,830.36	19,799.04		
Holmes, Ollie B.	42,346.08	42,236.64		
Hood, Frank T.	42,609.36	42,600.12	1,398.96	1,398.72
Hoover, Eleanor L.	43,265.88	43,156.56		
Hotzel, Bernard E.	39,033.72	38,988.72		
Howard, Diana	19,646.88	19,613.64		
Howard, Pauline	15,267.72	15,266.76		
Hughes, Bertha L.	45,792.96	45,690.48		
Hughes, Joseph H.	40,209.12	40,105.56		
Hughes, Paul J.	46,423.56	46,309.68		
Hughes, Rita C.	47,788.56	47,669.52		
Humphreys, Palace E.	44,638.68	44,524.80		
Hurley, Raymond D.	48,941.04	48,818.04		
Hurt, Suellen G.	53,653.20	53,545.20		
Jackowiak, Claudia A.	19,564.92	19,516.92		
Jackson, Bernice L.	44,134.20	44,057.16		
Jackson, Faith	44,658.36	44,544.48		
Jackson, Kathryn N.	13,041.00	13,006.92		
Jackson, Norma G.	43,359.84	43,250.40		
Jake, Emma J.	23,219.52	23,210.64		
Jankauskas, Marie B.	28,291.68	28,219.44		
Jankovic, Larry G.	49,836.12	49,707.60		
Jaris, Charles F.	44,638.68	44,524.80		
Jedryk, Carol	22,979.64	22,972.92		
Jenkins, Mary D.	42,214.32	42,105.00		
Jenkins, Patricia G.	44,078.52	44,020.44		
Johnson, Clarice L.	40,208.76	40,105.56		
Johnson, Kathleen K.	37,506.12	37,410.48		
Johnson, Laurence	39,772.68	39,705.84		
Johnson, Levi M.	34,725.96	34,637.76		
Johnson, Shirley A.	45,206.04	45,094.32		
Johnson, Willa P.	42,765.72	42,658.56		
Johnson, Willie E.	41,557.80	41,538.00	1,319.40	1,318.92
Jones, Arthur L.	40,211.40	40,106.28		
Jones, Berneice M.	3,630.96	3,624.84		
Jones, Ermogene	46,551.84	46,440.24		
Jones, Hezekiah C.	44,638.80	44,524.92		
Jones, Julius	37,710.84	37,614.60		
Kane, Norbert L.	53,569.20	53,429.88		
Kapili, Lilies	20,807.04	20,751.72		
Kaplan, Stephen E.	51,968.40	51,837.12		
Karis, Diana C.	35,854.92	35,763.48		
Karsh, Marilyn A.	44,631.00	44,534.64		
Kayton, Carole	24,034.32	23,972.28		
Kearney, Mary J.	29,404.68	29,370.84	913.92	912.96
Keating, John R.	11,160.60	11,516.52	1,553.28	1,602.84

Name of Member	Annual Rate of Pension		Automatic Annual Increase	
	Revised Rate	Old Rate	Revised AAI	Old AAI
Keller, Dennis	40,213.08	40,105.68		
Kelly, Charlene H.	29,295.96	29,221.08		
Kelly, Margaret M.	18,948.00	18,896.64		
Kelly, Patrick O.	47,312.16	47,189.16		
Kenney, Marilyn A.	44,435.40	44,321.52		
Kerrill, Jack	45,447.36	45,416.76	1,571.76	1,570.68
Keyes, Rosalyn K.	40,659.96	40,599.12		
Kilmartin, Marilyn J.	38,803.56	38,704.56		
Kimbrough, Marlene	40,208.28	40,105.68		
Kisner, Kathryn E.	37,978.80	37,880.76		
Knigge, Norma J.	23,184.36	23,138.88		
Knowles, Gladys	13,202.88	13,170.72		
Knudstrup, Karen A.	37,573.80	37,477.68		
Koepke, Wayne H.	41,978.88	41,873.52		
Koerner, Frank J.	43,612.80	43,552.08		
Koffman, Marvin S.	36,640.44	36,592.56		
Koszela, Joseph	47,304.24	47,282.76	1,687.20	1,686.48
Kraft, Roberta	42,622.44	42,591.60		
Krajcir, Colette A.	46,383.00	46,269.12		
Krause, Ellen L.	44,639.40	44,524.80		
Kroenert, Patricia	44,638.68	44,524.80		
Kudenholdt, John B.	44,639.04	44,524.92		
Kuhn, Karl	45,313.08	45,182.52		
LaBoiteaux, Kitty K.	45,324.72	45,210.84		
Larrieu, Joycelin	34,264.32	34,244.28		
Lasky, Estelle M.	39,179.76	39,081.36		
Lawrence, Anne M.	37,121.40	37,079.64		
Lawrence, Frances	41,286.48	41,180.04		
Lazar, Asshur S.	38,297.64	38,199.84		
Lazaris, Michael P.	39,550.32	39,452.16		
Lee, Carolyn M.	44,388.84	44,275.44		
Lee, Jesse A.	40,839.84	40,755.48		
Lee, Percy M.	42,324.36	42,267.12		
Leib, Michael J.	49,722.12	49,596.00		
Lemon, Doris M.	28,867.68	28,799.04		
Leonard, Jolene	24,601.20	24,573.60		
Leshyn, Carolyn B.	46,567.20	46,453.32		
Lewis, Barbara J.	41,952.00	41,844.96		
Lieberman, Doris	44,638.80	44,524.92		
Lippa, Carolyn K.	42,245.04	42,199.68	1,313.04	1,311.72
Little, Ellen	43,072.32	42,965.16		
Lizak, Irene R.	44,465.28	44,383.92		
Locke, Dorothy	30,996.24	30,917.64		
London, Bakia M.	41,973.72	41,869.08		
Long, Norma P.	35,682.36	35,603.76		
Long, Weda T.	37,579.44	37,485.12		
Long-McAfee, Gwendolyn	1,594.56	1,590.48		
Lowery, Paul Q.	40,971.00	40,902.12		
Lyles, Ruby P.	43,598.52	43,491.36		
Lypson, Annie L.	44,887.44	44,765.52		
Lysakowski, Richard	38,593.32	38,494.80		

Name of Member	Annual Rate of Pension		Automatic Annual Increase	
	Revised Rate	Old Rate	Revised AAI	Old AAI
Madison, Frederick A.	8,724.60	8,702.28		
Majors, Frederick	33,368.76	33,283.68		
Maloney, William F.	40,204.20	40,105.56		
Maniatis, George	41,981.28	41,874.12		
Markov, James A.	42,958.20	42,857.64		
Marshall, Devora Y.	35,834.64	35,743.20		
Mason, Constance M.	27,600.24	27,562.44		
Mathison, Valerie M.	44,169.48	44,055.60		
Matthews, Mary L.	35,487.48	35,475.24	1,348.56	1,348.08
Matthews, Roslyn N.	40,208.16	40,105.44		
Matz, Patricia E.	40,204.80	40,105.56		
Mayes, Marilyn	29,473.08	29,397.84		
McCadd, Marie R.	36,929.28	36,873.36		
McClinton, Dolores F.	43,758.60	43,641.12		
McCormick, Beverly J.	42,866.64	42,757.20		
McCoy, John E.	44,638.68	44,524.80		
McDade, Raymond M.	38,798.52	38,752.08		
McDonald, Willie M.	31,100.88	31,023.60		
McDonnell, Mary R.	44,038.20	43,962.00		
McFall, Susan L.	46,038.96	45,947.88		
McGee, Freddie L.	46,475.16	46,358.52		
McGhee, Rubystein	42,648.00	42,600.96	1,325.64	1,324.20
McKay, Constance	44,485.68	44,424.84		
McLendon, Claire N.	42,693.60	42,587.04		
McNamara, William J.	44,638.32	44,524.92		
Melton, James	12,395.88	12,364.32		
Messal, Elaine	44,283.84	44,170.68		
Micelli, Nick	35,382.72	35,292.84		
Miczko, Conrad B.	39,528.72	39,477.36		
Milan, Talmadge	19,475.88	19,425.24		
Miller, Anita M.	42,088.56	42,016.20		
Miller, Frauline Y.	46,919.04	46,787.88		
Milos, Allen E.	52,388.64	52,363.20		
Milton, Henry	45,475.32	45,384.60		
Mitchell, Mattie B.	11,414.88	11,411.88		
Mitchell, Willie Lee	43,849.32	43,799.40	1,362.96	1,361.40
Molis, Robert L.	41,195.04	41,092.44		
Monacella, John	44,641.44	44,526.00		
Monahan, Mary E.	45,014.52	44,900.64		
Montgomery, Rose M.	43,760.64	43,648.92		
Moore, Alice M.	36,741.48	36,647.28		
Moore, Harriett C.	45,957.84	45,847.20		
Moore, Shirley A.	27,049.32	26,982.72		
Morgan, Larua A.	44,025.36	43,918.32		
Morning-Jackson, Joyce	42,380.40	42,322.56		
Morris, Ellice M.	46,235.52	46,121.52		
Mugavero, Philip C.	43,195.20	43,088.04		
Mulderink, Rudy A.	41,966.52	41,860.44		
Murai, Carol Ann	40,789.08	40,762.80	1,410.60	1,409.76
Murray, Emma L.	36,798.48	36,704.64		
Nafziger, Janice	44,638.80	44,524.92		

Name of Member	Annual Rate of Pension		Automatic Annual Increase	
	Revised Rate	Old Rate	Revised AAI	Old AAI
Nash, Joyce W.	43,335.84	43,286.52	1,347.00	1,345.56
Nelson, Beatrice	46,119.36	46,000.56		
Nelson, Sabina E.	32,321.28	32,244.72		
Nelson, Shirley A.	41,018.52	40,915.92		
Nevels, Sandra	43,611.84	43,522.32		
Nicholas, Junida M.	44,638.68	44,524.80		
Nordenberg, Marie	44,638.68	44,524.80		
Nottoli, Michael J.	31,270.80	30,084.24		
Novak, Leslie J.	36,420.36	36,329.52		
Novogrodski, John J.	7,517.40	7,509.84	237.36	237.12
Oglesby, Bettye A.	42,161.16	42,058.56		
O'Grady, Margaret A.	45,143.76	45,029.88		
Olk, Gay M.	53,470.68	53,334.00		
Olsen, Norma	53,566.56	53,429.88		
O'Malley, Barbara J.	44,119.44	44,059.44		
O'Malley, Paul	43,261.68	43,135.68		
O'Neal, Mary L.	45,930.36	45,816.36		
Onixt, Dianne S.	41,685.96	41,595.60		
Opoka, Michael J.	39,511.92	39,411.12		
Osantowski, Russell C.	10,830.24	10,820.88		
Oser, Florence S.	45,588.84	45,474.96		
Outlaw, Lucille	39,275.28	39,175.08		
Owens, Lucille F.	48,516.12	48,461.76		
Pace, Marjorie	22,930.08	22,901.88	708.96	708.00
Padley, Penny M.	44,885.04	44,733.72		
Pagano, Joseph	40,097.04	39,998.76		
Page, Mary J.	45,073.56	44,959.56		
Palacios, Teodoro	25,659.60	25,591.80		
Palladino, Roseann	41,980.68	41,873.52		
Palomo, Francisco	45,829.20	45,730.20		
Paramore, Evelyn L.	36,453.84	36,226.68	6,445.44	6,405.60
Parker, Barbara L.	43,073.64	42,954.12		
Parker, Herbert L.	41,746.68	41,716.32		
Parker, Maxine	32,219.28	32,163.00		
Parsons, George	45,026.28	44,912.40		
Passmore, Elizabeth L.	42,398.52	42,289.20		
Patton, Karen	36,628.32	36,574.32		
Paul, Vera M.	41,925.12	41,817.96		
Payne, Violet	43,750.44	43,641.12		
Peeples, Anthony	43,752.84	43,641.12		
Perez, Juana M.	40,542.60	40,439.88		
Perkins, Wilma J.	32,919.48	32,838.24		
Peters, Kenneth R.	31,558.80	31,492.56		
Petrie, Dolores T.	9,321.36	9,317.16	343.32	343.08
Pettigrew, Lorraine M.	43,300.44	43,253.28	1,345.92	1,344.36
Phillips, Clara M.	40,208.16	40,105.56		
Pierog, Marian P.	38,253.72	38,175.12		
Reid, Jeanette L.	41,980.56	41,873.40		
Reid, Jr., Clarence	9,089.40	9,068.40		
Reilly, Michael T.	46,411.32	46,280.28		
Reinkall, Paul	42,703.80	42,596.76		

Name of Member	Annual Rate of Pension		Automatic Annual Increase	
	Revised Rate	Old Rate	Revised AAI	Old AAI
Rice, Velma L.	43,360.68	43,251.24		
Richardson, Sylvia A.	37,423.92	37,329.60		
Rifken, Grace C.	21,426.60	21,372.24		
Riggio, James S.	46,719.12	46,614.96		
Ring, Beverly F.	35,595.24	35,505.12		
Rios, James	33,673.32	33,580.08		
Ritchie, Beatrice O.	46,943.88	46,829.76		
Rivera, Hector I.	29,684.28	29,608.92		
Rizza, Dolores R.	41,207.64	41,106.96		
Roberts, Georgia W.	42,868.32	42,757.20		
Robinson, Betty	40,279.92	40,177.32		
Robinson, Patricia A.	28,874.88	28,836.48		
Robinson, Virgie S.	52,113.36	51,903.96	1,619.76	1,613.40
Robson, Willa R.	40,724.64	40,677.72	1,265.88	1,264.32
Rocus, Kathryn T.	13,006.44	12,972.84		
Rosales-Salas, Jose N.	43,585.56	43,519.44		
Rosenblum, Jean E.	38,763.48	38,711.76		
Rotberg, Irwin L.	31,086.48	31,050.60		
Roznowski, Kenneth	33,587.52	33,557.16	1,086.00	1,084.92
Rubio, Maria R.	29,979.24	29,902.44		
Runnells, Doris M.	42,887.04	42,777.60		
Sallamme, Jerome S.	43,163.28	43,136.16	1,492.80	1,491.84
Salmanoff, Warren E.	43,043.88	42,934.56		
Sambo, Carl S.	41,076.84	40,974.72		
Samuel, Marie A.	36,129.84	36,088.32	1,122.96	1,121.76
Sanders, Virginia	38,449.68	38,351.64		
Santamarina, Francisco J.	35,218.92	35,129.04		
Santoyo, Sara J.	39,038.88	38,939.76		
Saper, Roberta G.	14,460.84	14,222.76	433.80	426.72
Scannell, Pamela A.	41,252.04	41,151.24		
Schauz, Terese	21,809.28	21,756.96		
Schembari, Bernadette C.	41,126.64	41,023.08		
Schieringa, Osvella A.	29,800.68	29,724.60		
Schnierer, Marjorie	44,414.16	44,300.28		
Schoenegge, MaryLou	41,018.52	40,915.92		
Schonberg, Alan J.	33,790.44	33,716.52		
Schroeder, Robert G.	45,487.80	45,385.08		
Scott, Hattie B.	40,378.08	40,275.48		
Segal, Sandra	40,195.20	40,092.60		
Seltzer, Deanna	46,021.80	45,907.80		
Shannon, Cecile M.	45,677.16	45,555.00		
Sledge, Patricia G.	39,648.72	39,591.60		

Death Benefits

The Committee on Claims and Service Credits reported that documents pertaining to claims for death benefits were examined and verified, and recommended approval thereof.

In support of these claims, the Committee reported that death benefits were for persons whose dates of death were certified and whose heirs, beneficiaries, administrators or executors furnished proper evidence to receive such payments.

Single Payment Benefit of Death of Teachers:

<i>DECEASED</i>	<i>BENEFICIARY</i>	
Brown, Helen Gadsen	Arthur Anderson Brown	\$ 10,000.00
Carmona, Vianey	Jesus Carmona Guardian Of Colleen V Carmona	3,333.33
	Jesus Carmona Guardian Of Derrick S Carmona	3,333.33
	Jesus Carmona, Guardian Of Yanitza Carmona	3,333.34
Cherry, Felonise L	Joya Nicole Cherry	5,000.00
	Justin Michael Cherry	5,000.00
Correa, Maria	Maritza Argyris	5,000.00
Dixon, Brian I	Wendie Dixon	5,000.00
	Gebran I Dixon	5,000.00
Ibrahim, Linda	Adam Ibrahim	10,000.00
Pagowsky, Melvyn	Hallie Pagowsky	10,000.00
Randolph, Dietra	Tommy Randolph	7,089.68
Young, Voncile M	Margarette L Eason	10,000.00
		\$ 82,089.68

Single Payment Benefit of Death of Pensioners:

<i>DECEASED</i>	<i>BENEFICIARY</i>	
Aasen, Jennie V	Jennie V Aasen Revocable Trust	\$ 5,000.00
Adelman, Helene H	Richard Adelman	2,500.00
	Edward Adelman	2,500.00
Afton, Helen	Leonard Afton	5,000.00
Anderson, Gloria M	Cheryl Ann Schring	2,500.00
	Darryl L Boge	2,500.00
Anderson, Martha C	Willard C Anderson	5,000.00
Armitage, Martha A	Mary Ellen Bean	2,500.00
	Margaret R Armitage	2,500.00
Aronow, Maryetta L	Richard B Aronow	2,500.00
	Judith Aronow Levinson	2,500.00
Atlas, Anna M	Henry Hines III	2,500.00
	Anna M Walker	2,500.00
Bannor, Norman L	Anne W Bannor	5,000.00
Barnett, Paul R	Rachel L Barnett	1,666.66
	Karen L Barnett	1,666.67
	Andre Paul Barnett	1,666.67
Beavers, Irmalene	Angela Pope	5,000.00
Becker, Henry C	Charlotte N Becker	5,000.00
Bentley, Woodrow A	Mary V Bentley	5,000.00
Bernt, Arthur W	Arthur Bernt II	2,500.00
	Theresa Zaplatosch	2,500.00
Biggio, Margaret M	Thomas M Biggio	1,250.00
	Robert J Biggio	1,250.00
	James L Biggio	1,250.00
	John F Biggio	1,250.00
Bourbaki, Demetra A	Pandora Argiris	5,000.00
Bradley, Ollie H	Ruby J Sanders	5,000.00
Bristow, Leone P	School Sisters Of St Francis	5,000.00
Buchanan, Rosalia	Eugene F Kenefick	2,500.00
	Robert Leo Kenefick	2,500.00
Byrne, Mary I	Mary I Byrne Trust	5,000.00

Single Payment Benefit of Death of Pensioners: (continued)

Calmeyn, Agnes	Sisters Of Providence	5,000.00
Cassidy, Mary C	Patricia Abbamonte	2,500.00
	Catherine Abbamonte Malerba	2,500.00
Cavanaugh, Florence	Ruby Cavanaugh	5,000.00
Choldin, Hannah	Harvey M Choldin	2,500.00
	Earl Choldin	2,500.00
Cocks, Beryl E	Mary E Bernard	5,000.00
Coe, Ida C	Susan Penny Silvers	5,000.00
Cohn, Evalyn	Susan S Wallen	5,000.00
Coorlas, Louise F	Peter M Coorlas	5,000.00
Currie, Robert P	Garnette L Weeks	2,500.00
Davis, Evelyn V	Pamela Thomas-Hall, Ind Exec	5,000.00
Dawson, Lillian J	Dawn D Dawson	1,666.67
	Samuel A Andrews	1,666.67
	Cheryl L Dawson	1,666.66
Dockett, Betty L	Gene A Dockett	5,000.00
Dunne, Marie I	Margie D Koerber	5,000.00
Edlin, Anita B	Gene K Edlin	5,000.00
Ellis, Jr, Leo H	Barbara J Ellis	5,000.00
Farinholt, Mary W	Alice F Maclin	2,500.00
	Eugene B Farinholt	2,500.00
Farr, Josephine D	George F Farr	5,000.00
Fieldhouse, Jeanette	Thorn Creek Reformed Church	5,000.00
Fink, Herbert J	Carol Fink	5,000.00
Fox, Jessie W	Jeanne F Polan-Curry	5,000.00
Galbreath, Ina	Carl Galbreath	833.35
Gibbons, Sally A	Richard B Gibbons	2,500.00
	Marie T Luebke	2,500.00
	Ira S Gilbert	5,000.00
Gilbert, Sara P	Michael A Greenblatt	10,000.00
Greenblatt, Donna M	Stephanie Cornell Haas	2,500.00
Haas, Raoul R	Katherine Haas Hinke	2,500.00
Hackenbroch, Lavergne	Thomas S Wronski	2,500.00
	Eileen Gibney	2,500.00
Harp, Edna J	Willie Harp	1,666.67
Harris, Jean W	Lynwood Harris	5,000.00
Harrison, Faye	Penny Harrison	5,000.00
Hoffman, Margaret W	Carol Lynn Williams	1,666.67
	Ross E Williams	1,666.67
	Katherine Williams	1,666.66
Holmes, Catherine R	John D Dean	5,000.00
Jackson, Hazel T	James P Robinson	5,000.00
Jackson, William L	Gladys C Jackson	5,000.00
Jacobsen, Mary H	John J Jacobsen, Jr	5,000.00
Jacobson, Selma	Hannah Jacobson	5,000.00
James, Bessie M	Dewey J James	10,000.00
Johnson, Mary H	Charlie Hopkins	2,500.00
	Richard R Hopkins	2,500.00
	Janis R Todd	5,000.00
Johnson, Venona R	Lawrence Jonesi	5,000.00
Jonesi, Ruby	Michael I Katz	1,666.67
Katz, Helen	Elise Katz	1,666.67
	Irene Sufrin	1,666.66

Single Payment Benefit of Death of Pensioners: (continued)

Kelley, Jeanette	Paul F Kelley	5,000.00
Kelly, Esther F	Esther F Kelly Trust.....	5,000.00
Kendrick, Gloria	Jewel Kendrick Marshall, Ind Excutive.....	5,000.00
Kohlbrand, Louie N	Henry T Kohlbrand.....	2,500.00
	William T Kohlbrand.....	2,500.00
Labant, William	Virginia Labant.....	5,000.00
Lajone, Lillian M	Jay A Lajone.....	2,500.00
	Lynne M Lajone.....	2,500.00
Laster, Alma I	Joe E Laster.....	2,500.00
	Brian E Laster.....	2,500.00
Leonard, Mary S	Eloise M Shields.....	2,500.00
	Anne E Friedman.....	2,500.00
Lewis, Robert E	Virginia F Lewis.....	5,000.00
Leyden, Mary C	Mary L Curtin.....	5,000.00
Lilly, Evangelyn R	Velora Janice Lilly.....	3,000.00
	Wilhelm L Lilly.....	3,000.00
Lindberg, Katherine	Ann K Lindsay.....	5,000.00
Louis, Evelyn	Estate Of Evelyn Louis.....	5,000.00
Lumley, Phyllis C	Barbara Caldwell.....	5,000.00
Makel, Wayne	William J Makel.....	5,000.00
Mammoser, Celeste N	Charles J Mammoser.....	833.33
	Robert E Mammoser, Jr.....	833.33
	Paul J Mammoser.....	833.33
	Peter M Mammoser.....	833.33
	Thomas A Mammoser.....	833.34
Mammoser, Celeste N	Celeste Mammoser Murphy.....	833.34
May, Clementine J	Clementine M Williams.....	2,500.00
	Doris Elasee Lee.....	2,500.00
Michael-Williams, B R	Vernon B Williams III.....	5,000.00
Mirowski, Dominick W	Gertrude B Mirowski, Successor Trustee.....	5,000.00
Monahan, Agnes B	Marilyn M Kuptz.....	1,666.66
	Maureen L Goodwin.....	1,666.67
Monohan, Agnes B	Stephen L Kuptz.....	1,666.67
Morales, Clara G	Virginia M Navarrete.....	5,000.00
Moran, Marybeth	Steven M Zak.....	2,500.00
	Michael Cullen.....	2,500.00
Mudie, Mildred	Eleanor Mae Schroff.....	5,000.00
Nachtwey, Robert J	Irene K Nachtwey.....	5,000.00
Neil, Alfred R	Jeanette Warren.....	10,000.00
Nordine, Anna A	Alta W Butrimas.....	2,500.00
Nordine, Anne A	Sylvan Butrimas.....	2,500.00
Norman, Clara Etta	Milton O Norman.....	5,000.00
Olson, Lois Eleanor	Leslie Olson Evans, Successor Trustee.....	5,000.00
Phillips, Irene E	Kathleen E Phillips.....	5,000.00
Potempa, Sylvester J	Loretta L Potempa.....	5,000.00
Ramlose, Loretta K	Herbert V Ramlose Jr.....	2,500.00
	Bev J Bell.....	2,500.00
Ray, Kenneth M	John Ray.....	5,000.00
Resis, George	Barbara Resis.....	5,000.00
Rhoden, Lillian L	Lillian L Rhoden Trust.....	5,000.00
Rinehart, Valaria E	Gwendolyn V Crawford.....	5,000.00
Rodriguez, Pluma H	Pluma H Rodriguez Revocable Trust.....	5,000.00

Single Payment Benefit of Death of Pensioners: (continued)

Rouser, Samuel	Thelma H Rouser.....	5,000.00
Schiess, Elaine A	Lynn M Brunke	5,000.00
Schubel, June R	Susan E Roos	2,500.00
	Chip Schamp	2,500.00
Shavers, Marvin	Melvinor J Shavers	5,000.00
Shorris, Morton A	Laurie Jean Shorris	5,000.00
Shutters, Janet M	Daniel M Shutters	1,666.67
	Anne C Krick	1,666.67
	Donald Shutters	1,666.66
Sirchio, Joseph J	Joseph J Sirchio Revocable Trust	5,000.00
Sowa, Walter A	James Sowa	5,000.00
Stack, Shirley E	Shirley E Stack Trust	5,000.00
Stevenson, Vera	Franklin Stevenson	6,000.00
Stewart, Marie	Robert A Stewart	1,666.67
	Anthony T Stewart	1,666.67
	Bennie E Stewart, Jr	1,666.66
Stupnicki, Mary S	Robert A Stuart	5,000.00
Swan, Ruth H	Betty Jo Swan	2,500.00
	Thomas F Swan	2,500.00
Taylor, Elizabeth A	Elizabeth A Taylor Trust	5,000.00
Turner, Elaine M	Cheryl A Cattledge	3,000.00
	Karen L Turner-Roan	3,000.00
Wallace, Dorothy D	Ernest H Dix	5,000.00
Walters, Rachel S	Ralph E Walters, Ind Adm Of	5,000.00
	The Estate Of Marvin F Walters	
Wendt, Genevieve B	Barbara J Hartl	1,000.00
	Patricia Edwards	1,000.00
	Kathleen M Cameron	1,000.00
	William E Wendt	1,000.00
	Robert J Wendt	1,000.00
Whyte, Garrett	Jeanne Mccrumbly, Ind Adm	5,000.00
Woods, Thomas H	Gwendolyn B Woods	5,000.00
Yoost, Cordelia E	Leslie E Grosz	5,000.00
Zaxman, Harry	Joyce Gilchrist	5,000.00
Zielin, Jeanette S	Ronald P Zielin	5,000.00
Zmuda, Ethel R	Ethel R Zmuda Trust	5,000.00
		<u>\$ 608,000.02</u>

Refunds of Contributions on Death of Teachers and Pensioners:**DECEASED****BENEFICIARY**

Brown, Helen Gadsden	Arthur Anderson Brown	\$ 76,866.09
Carmona, Vianey	Jesus Carmona Guardian Of Colleen V Carmona ..	7,881.90
	Jesus Carmona Guardian Of Derrick S Carmona ..	7,881.90
	Jesus Carmona, Guardian Of Yanitza Carmona	7,881.89
Cherry, Felonise L	Joya Nicole Cherry	39,590.90
	Justin Michael Cherry	39,590.90
Correa, Maria	Maritza Argyris	28,831.91
Dixon, Brian I	Wendie Dixon	7,411.82
	Gebran I Dixon	7,411.82
Ibrahim, Linda	Adam Ibrahim	41,582.86
Madison, Lois	Lois B Madison	9,884.29
Mora, Ernesto	Imelda Mora, Ind Adm	5,208.42

Refunds of Contributions on Death of Teachers and Pensioners: (continued)

Neil, Alfred R	Jeanette Warren.....	53,038.18
Pagowsky, Melvyn	Hallie Pagowsky.....	77,369.34
Randolph, Dietra	Tommy Randolph.....	5,488.05
Render, Paris M	Nyree D Tribue.....	1,174.59
Young, Voncile M	Margarette L Eason.....	35,152.22
		\$ 452,247.08
Grand Total of All Death Benefits		\$1,142,336.78

Refunds

The Committee on Claims and Service Credits reported that documents pertaining to claims for refunds, listed herewith, were examined and verified, and recommended approval thereof.

In support of these claims, the Committee reported that (1) the refunds on separation from service are for persons no longer employed as members of the teaching force . . . (2) refunds of contributions for survivor's pensions are for members with no eligible survivors at the time of retirement . . . (3) refunds of excess contributions are for deductions outside of the statutory requirements and/or overpayments towards the 2.2 upgrade option and . . . (4) refunds of creditable service withdrawn are for previously validated optional service.

Refunds a/c Resignation of Regularly Employed Members and Separation from Service of Substitute and Temporarily Employed Teachers:

Adams, Charlyse	\$12,102.52	Calvin, Beverly A	56.77
Alex, Sharon	105.95	Campanini, Caroline.....	96.67
Alick, Emily	14,522.16	Carson, Mark	867.18
Allen, Marion	976.89	Castro, Iris E.....	25,362.63
Allen, Marye J.....	7,686.94	Chavez, Francisco.....	5,233.66
Allen, Terrence E.....	68.09	Cheatham, Darryl M.....	72.07
Almager, Elizabeth	845.87	Clavin, Kenneth.....	1,216.46
Anaya, Rita E.....	131.95	Clemmons-Hunter, Kimberly.....	13,630.82
Andermann, Robyn R.....	70.20	Colbert, Marquita	2,600.69
Austin, Marie.....	1,749.53	Collins-Jones, Rokaterice.....	90.11
Avila, Julia.....	14,898.99	Cortes, Ellen	3,641.11
Badrinath, Elizabeth	7,829.18	Cortez-Tafolla, Maria	537.72
Baines, Renae	865.48	Craik, Joanna	7,457.70
Baker, Crawford J.....	3,725.70	Cruz, Carmen.....	13,746.16
Barker, Ronald W.....	769.26	Cruz, Susana.....	14,255.14
Bauer, Courtney.....	79.58	Dampeer-Wiley, Renne.....	193.36
Bender, Kenneth R.....	51,481.55	Davis-Hayes, Toyia.....	12,435.44
Bennett, Torry.....	4,137.14	Day, Mary H.....	6,039.68
Blake, Veronica.....	5,315.92	Decklever-Pierce, Brenda.....	236.42
Blasini, Sandra L.....	41.94	Deleoz, Leny.....	210.56
Bowen, Ruby	128.27	Demeritte Jr, Hastin.....	1,032.80
Brandfon, Michael P.....	10,086.59	Devito, Donna.....	83.33
Bryan, Fern.....	253.88	Dietrich, Janet Lu	10,882.47
Buie, Shirley Oneal	402.44	Duginske Nee: Healy, Jacq.....	1,005.94
Buss, Elisa	18,346.44	Dunn, Patricia Ann	29.47
Calumet, Kathleen	13,335.52	Duron, Lilia	33,938.44

Easton, Kathleen.....	13,942.89	Lackaff, Julie S.....	14,589.43
Escobar, Concepcion.....	111.81	Lankford, Donna.....	6,390.12
Faber, Mary.....	12,743.44	Lewis, John R.....	1,864.65
Fabry, Christina M.....	5,508.30	Light, Deborah.....	6,485.88
Farmer, Eugene.....	1,439.50	Linhart, Laura A.....	4,846.51
Farmer, Shearon M.....	311.43	Lockhart, Minnie.....	33,697.37
Fischl-Brkljacic, Catheri.....	9,758.71	Lowe-Pegues, Vera.....	29,045.52
Foos, Monique.....	61.46	Lysakowski, Barbara Barte.....	68.19
Foster, Dora.....	41,125.89	Majewski, Edward.....	210.93
Fox, Andrea G.....	2,183.16	Marin, Yanira E.....	15,829.13
Fox, Robert.....	4,210.61	Marquardt, Barbara J.....	951.94
Fox, Sheila J.....	3,201.81	Mason, Mary C.....	5,612.06
Frederickson, Cheryl.....	21,409.10	Mccarty, Sandra.....	14,628.76
Friedman, Marla.....	691.39	Mcconnachie, Lori.....	9,740.01
Gancer, Thomas.....	226.37	Mccurdy, Lori A.....	580.03
Gardner, Thurman.....	10,164.70	Mccurdy, Terri.....	15,759.55
Geuder, Susan M.....	8,224.52	Mchugh, Mary.....	1,003.62
Goebel, Rhonda Lee.....	315.84	Medrano, Jorge.....	10,449.16
Gonzaga, Luis.....	24,308.51	Miller, Conswella M.....	100.08
Gonzalez, Andrea.....	25,460.49	Mireles, Evelyn.....	1,091.85
Gonzalez, Maribel Barrera.....	86.20	Moody, Larasz.....	10,109.30
Granderson, Kimberly.....	9,259.15	Moore, Jean M.....	603.21
Green, Adrienne.....	1,220.43	Moore, Loretta A.....	380.00
Greene, Shirley.....	14,004.49	Morrison, Ronald.....	1,864.32
Greenfield, Jennie J.....	14,638.30	Mueller, Talitha M.....	24,282.61
Guerrero, Eduardo.....	171.78	Muhammed, Aishah.....	989.03
Gusic, Joan V.....	1,617.95	Murray, Bernard.....	23,342.14
Haley, Vanessa.....	691.24	Nader, Nadine.....	3,648.50
Harris, Robert L.....	12,382.09	Nader, Theresa.....	12,739.00
Hayes Jr, Robert.....	7,654.11	Nasiakos, John.....	2,193.61
Hayes-Parker, Tamba.....	2,896.62	Neuhausel, Terese.....	2,359.60
Haynes, Lamaughn S.....	195.96	Newman, Andrew W.....	21,104.38
Herbert, Lenise.....	1,110.47	Nolan, Jeanette.....	76.76
Hicks, Joanne R.....	998.01	Nosko, Lynne.....	300.24
Hinkamp, Gretchen.....	154.34	Ojikutu, Carolyn.....	9,994.17
Hodges, Onteal A.....	62.18	Ortiz, Aristides.....	14,333.27
Hoffman, Marla.....	21,200.93	Page, Bernina.....	467.90
Hogueisson, Thomas.....	30,190.83	Palos, Lucia J.....	24.35
Housh, Matthew E.....	4,319.11	Pawelek, Jackie M.....	665.63
Howland, Thelma.....	8,484.21	Peterson, Christi L.....	6,449.73
Humber, Jacqueline.....	2,587.79	Petratos-Fraction, Cheryl.....	807.68
Hund, Christopher.....	132.78	Prain, Bethany.....	20,029.35
Iiahi, Aura Mohammed.....	9,345.28	Reed, Christine M.....	9,780.59
Inocencio, Lynn.....	1,883.31	Richardson, Charles D.....	32.81
Jalamov, Karen Louise.....	457.67	Rimar, Rosemary.....	3,790.49
James, William.....	1,102.89	Rivers, Aubrey.....	93.65
Johnson, Catherine.....	53.59	Roberts, Sandra D.....	5,741.93
Jones, Freddie A.....	10,994.67	Robinson, Hope.....	1,865.39
Kafkas, Janet.....	679.59	Robinson, Latricia.....	1,418.36
Kandra, Michael John.....	17,728.79	Rodriguez, Maximino.....	355.15
King, Sarah.....	4,069.04	Rogers, Jewrell.....	2,021.76
Knox-Bates, Miyoshi.....	8,436.12	Root, Cecilia.....	2,911.72
Kotcherha-Campora, Rafael.....	491.69	Rose, Patricia.....	714.37

Salazar, Barbara O.....	26,871.37	Valiente, Ana.....	3,697.87
Saliman, Kerri.....	10,441.51	Van Bogaert, Kathleen.....	32,360.98
Salvey, Gloria.....	5,314.52	Varisce, Dorothy.....	119.17
Samorajski, Tami.....	1,115.10	Vavra, Joseph.....	220.38
Scaccabarozzi, Yvonne.....	18,305.80	Vega, Rebecca.....	136.40
Simmons, Carmen R.....	50,331.70	Villegas, Reina.....	64.20
Smith, Cheryl.....	10,189.11	Vincent, Jane A.....	346.32
Snow, David R.....	1,597.50	Vinson, Claudia S.....	1,362.56
Sofiyeva, Pete.....	3,664.31	Vondra, Jennifer R.....	164.69
Soriano, Timothy.....	1,906.46	Vora, Hema Hansa.....	13,055.75
St Marie, Linnea.....	138.49	Walton-Ball, Susan.....	816.37
Stewart, Waymon.....	12,654.53	Watkins, Nicole C.....	12,693.92
Strobel, Lee A.....	1,765.99	Waugh, Lisa Ann.....	17,164.64
Tatum, Ranoulee.....	1,053.25	Williams, Charles A.....	18,734.69
Taylor, Darius T.....	464.75	Williams, Nadia.....	521.55
Thomas, Nichole.....	393.08	Willis, Kirk J.....	1,510.22
Thurman, Jerry.....	135.03	Wilson, Alberta Lewis.....	56.16
Torres, Silvia.....	4,079.64	Wilson, Dorothy.....	1,052.54
Trylovich, Denise A.....	1,691.23	Winters, Tommie Jean.....	45,945.99
Valdez, Pastor D.....	98.68		\$1,366,676.39
Valenzuela, Dora.....	6,391.83		

Refunds of Contributions for Survivors' Pensions for Members With No Eligible Survivors at the Time of Retirement:

Abbey, Judith S.....	\$ 9,945.17	Chrobak, Kathleen M.....	9,337.61
Abel, Rosetta E.....	10,173.29	Clark, Marilyn H.....	8,569.57
Aguirre, Barbara J.....	9,499.64	Clay, Carol.....	9,697.72
Anderson, Arlene P.....	9,154.65	Clay, Willie L.....	5,924.06
Anderson, Nelsie J.....	10,138.55	Cohen, Sandra R.....	9,824.28
Bamberger, Michaelle E.....	10,304.05	Crawford, Julia.....	9,517.88
Baptiste, Daisy T.....	9,092.22	Crowley, Eugene.....	9,965.98
Beilfuss, Breda.....	8,981.77	Cruz, Lois D.....	10,060.99
Belluomini, John A.....	11,168.61	Currin, Elaine.....	9,786.69
Berggren, Richard.....	9,814.47	Dabney, Mildred T.....	9,876.10
Berman, Lois M.....	9,120.91	Daniel, Wilbur N.....	10,495.50
Bernard, Susan.....	6,107.71	Danyluk, Mary.....	7,206.79
Bizar, Judith D.....	9,312.19	Delia, Placent A.....	9,363.27
Blackburn, Olivia.....	9,569.09	Evans, Martha M.....	10,145.59
Blezien, Patricia A.....	9,943.78	Ford, Lois W.....	9,649.94
Boganey, Jewel L.....	10,104.34	French, Judith A.....	9,742.68
Boi, Nancy J.....	9,213.69	Gallego-Blanco, Enrique.....	9,787.02
Borowych, Roman S.....	10,462.38	Gambla, Mary Ann.....	9,763.54
Bradford, Jean O.....	9,584.94	Garcia, David.....	12,594.60
Brady, Mary M.....	9,131.20	Garelli, Clery D.....	1,433.65
Bridgers, Riley F.....	11,598.55	Gass, Evelyn C.....	11,933.66
Brockman, Carol G.....	9,188.47	Gill, Mary F.....	9,833.37
Burton, Michael H.....	11,098.35	Glover, Audrey B.....	4,960.20
Butler, Gladystine.....	9,669.70	Goran, Eileen F.....	8,173.54
Byrne, William.....	11,985.03	Goulding, Laura J.....	6,898.83
Carr, Willa M.....	9,294.28	Green, Lilla E.....	9,543.14
Cartwright, Patricia K.....	9,815.56	Gullickson, Irene.....	9,802.15
Casado, Araceli.....	7,956.95		

Gurtner, Helen	9,734.54	Pool, Martha J.....	10,328.11
Harby, Michael A.....	9,462.26	Powell, Shirley I.....	8,560.63
Harris, Audrey J.....	9,417.82	Price, Marion.....	5.59
Harris, Yvonne A.....	5,019.25	Quesada, Mary.....	6,776.33
Hayes, Tamlyn G.....	9,905.61	Ramos, Carmen J.....	8,503.94
Heffernan, Katherine E.....	10,269.14	Rembert, Myrna D.....	10,189.89
Henderson, Madalyn C.....	9,607.68	Robinson, Lena A.....	5,552.98
Holland, Loumit.....	4,456.67	Rosenbusch, Miriam J.....	8,560.45
Horwitz, Dolores K.....	9,181.57	Saper, Roberta G.....	5,550.19
Howell, Kanzetta.....	7,332.87	Schain, Elaine L.....	8,733.73
Hughes, Deborah J.....	8,999.40	Schulatz, Mary.....	8,260.46
James, Rosalee B.....	9,170.16	Sharpe, Alfrances L.....	9,160.59
Jenkinson, Loren K.....	12,077.45	Spurgat, Sally L.....	9,259.28
Johnson, Frances M.....	8,772.10	Srivastava, Lillian M.....	2,522.89
Johnson, M C.....	11,677.34	Streich, Robert.....	10,388.13
Kelley, Denise A.....	9,119.34	Sweatt, Karen L.....	10,089.80
Koffman, Gail R.....	13,511.41	Thalasinis, Elizabeth.....	9,173.04
Kuhl, Marita L.....	9,596.12	Townsel, Ruby V.....	9,559.78
Lartigue, Verna C.....	6,968.47	Triplett, Evelyn.....	9,158.11
Lisiecki, David.....	10,074.65	Walker, Eddie R.....	9,803.85
Losiniecki, Diane E.....	10,290.75	Weiss, Brenda.....	9,818.39
Lowe, Ernestine.....	9,118.85	White, Beverly C.....	1,628.19
Mcdonald, Barbara J.....	9,646.37	Williams, Geneva S.....	9,232.93
Mcdonald, William B.....	11,634.66	Wilson, Melvin.....	16,285.97
Moore, Lillie T.....	9,166.96	Yedlicka, Jean C.....	9,885.37
Newbill, Mary.....	4,389.77	Younge, Wynona.....	7,241.87
Osada, Jon T.....	11,569.32	Zimmerman, Harold C.....	6,615.11
Pearson, Bobby.....	4,444.68		\$1,009,347.19
Penny, Arthur.....	8,396.15		
Pettigrew, Dyann R.....	10,172.34		

Refunds of Excess Contributions:

Abbey, Judith S.....	\$ 255.83	Chung, Jasun C.....	565.43
Abdennabi, Dorvina V.....	1,127.81	Clarke, Patricia A.....	7,393.22
Abeles, Sandra J.....	872.55	Connelly, Angela P.....	286.48
Anderson, Arlene P.....	1,551.67	Cooley, Barbara B.....	1,708.98
Avant, Dorothy C.....	1,722.26	Cruz, Lois D.....	1,709.62
Baptiste, Daisy T.....	1,551.40	Dabney, Mildred T.....	1,709.62
Berman, Lois M.....	244.25	Danyluk, Mary.....	517.60
Blackburn, Olivia.....	1,619.77	Demaio, Carol A.....	6,547.70
Blake, Beverly S.....	2,790.47	Dixon, Helen J.....	940.00
Bleziem, Patricia A.....	1,722.10	Dovin, George W.....	1,608.06
Boi, Nancy J.....	1,540.11	Evans, Rudolph J.....	1,709.62
Bradford, Jean O.....	1,558.68	Fasseas, Catherine J.....	3,710.25
Bunnell, Jeanne L.....	268.86	Felton, Myra J.....	490.21
Burbulys, Victor D.....	1,619.01	Ford, Lois W.....	1,581.61
Burton, Michael H.....	1,861.80	French, Judith A.....	8,336.54
Butler, Gladystine.....	1,653.94	Frey, Roland.....	1,681.56
Camacho, Juanita.....	906.26	Garcia, David.....	1,688.30
Carpenter, Kenneth F.....	1,676.99	Gill, Mary F.....	1,709.61
Carr, Willa M.....	1,535.00	Gonzalez, Blanca.....	203.31
Chase, Peggy A.....	358.44	Gordon, Phyllis G.....	1,607.56

Grandinetti, Phyllis M	1,675.69	Parks, Dolores P	90.05
Grejczyk, Donald	6,163.79	Patt, Antoinette M	2,330.64
Gryska, Gloria Joan	1,608.26	Pawlowski, Edward J	1,607.84
Gullickson, Irene H	3,131.27	Peck, Frances M	1,834.74
Hansen, Georgia A	96.95	Pinkus, Pauline B	721.25
Hansra, Avtar K	557.80	Pool, Martha J	1,724.99
Hayes, Tamlyn G	1,889.93	Rapp, Rosemary	414.44
Herditsky, Robert E	887.99	Reece, Thomas	5,657.32
Hopkins, Christine	89.62	Reid Jr, Clarence	268.86
Hoppe, Pierrette M	1,213.00	Rembert, Myrna D	1,709.61
Horwitz, Dolores K	1,539.70	Risberg, Phyllis F	461.08
James, Rosalee B	1,520.38	Saddler, Sandra A	724.06
Johnson, M C	1,722.36	Sharpe, Alfrances L	1,539.14
Kershner, Eugene	182.22	Short, Cecelia M	851.55
Knowles, Gladys	125.55	Shuler, Martenia	268.86
Krauszowski, Mitchell S	537.72	Sikora, Otto R	517.89
Lopatka, Gregory F	1,709.61	Simmons, Clementine L	556.82
Lowe, Ernestine	1,607.84	Sullivan, Joseph J	845.75
Malone, Cleopatra	393.33	Taylor, Priscilla D	2,138.66
Matthews, Roslyn	105.73	Terry, Jean E	1,737.33
Mckelvin, Mildred	237.85	Thomsen, Susan G	589.48
Meekma, Nicholas	453.75	Tolbert, Pearl R	1,249.42
Michelson, Judith K	4,131.39	Townsel, Ruby V	1,607.84
Miller, Silver J	179.24	Williams, Geneva S	1,539.58
Mitchum, Barbara R	620.31	Wilson, Creacy M	889.53
Moran, Celeste D	1,002.23	Winkels, Jerilyn A	500.06
Morris, Karen L	2,578.01	Zimmerman, Harold C	417.31
Olson Jr, Kenneth A	407.87		
Osada, Jan T	668.98		\$141,974.95

Refunds a/c Creditable Service Withdrawn:

Anderson, Arlene P	\$ 1,309.98	Smith, David R	2,136.91
Blezien, Patricia A	1,789.26	White, Beverly C	1,562.76
Cruz, Lois D	801.37	Williams, Geneva S	2,227.51
Gill, Mary F	3,389.02		\$ 15,569.87
Gordon, Phyllis G	1,781.61		
Horwitz, Dolores K	571.45	Grand Total of All Refunds	\$2,533,568.40

Outside Time

The Committee on Claims and Service Credits reported that affidavits, or other evidence attesting to or certifying service in the public schools of the several states or in schools operated by or under the auspices of the United States outside of the City of Chicago were presented for the persons hereinafter listed.

The Committee recommended that the service described be approved for pension credit provided that the last five years of the member's service shall have been rendered in a position covered by this Fund, the State Universities Retirement System or the Teachers' Retirement System of the State of Illinois; a maximum credit of ten years shall be reduced by credit for such service validated by the State of Illinois and three-fifths of the term of service for which an annuity is granted shall be in the public schools of the City.

Name	School	Service	Years
Comer, Thomas M.	Wells Comm. Academy	Teaching	00.300
Beckham, Joe Allen	Steinmetz High	Teaching	03.435
Aponte, Hector L.	Specialized Services	Teaching	10.000
Diamond, Susan	Washington	Teaching	00.600
Crass, Barbara F.	Mason	Teaching	01.000
Hollis, Annie S.	O'Keeffe	Teaching	01.000
Graber, Lois J.	Hefferan	Teaching	08.600
Downs, Roberta S.	Frazier	Teaching	02.000
Johnson, Sandra	Bowen	Teaching	01.000
Melendez, Zulma	Sabin Magnet	Teaching	01.000
Jones, Bettie J.	Carroll/Rosenwald	Teaching	02.450
Oliver, Leonell F.	Tilden Career Academy	Teaching	04.500
Rodriguez, Mercedes	Clemente	Teaching	04.300
Wadlington, Judith B.	Healy	Teaching	02.900
Wilson, Velma R.	Sbarbaro	Teaching	00.500
Wettergren, Raymond W.	Dore	Teaching	00.800
Walker, Barbara N.	Key	Teaching	04.000

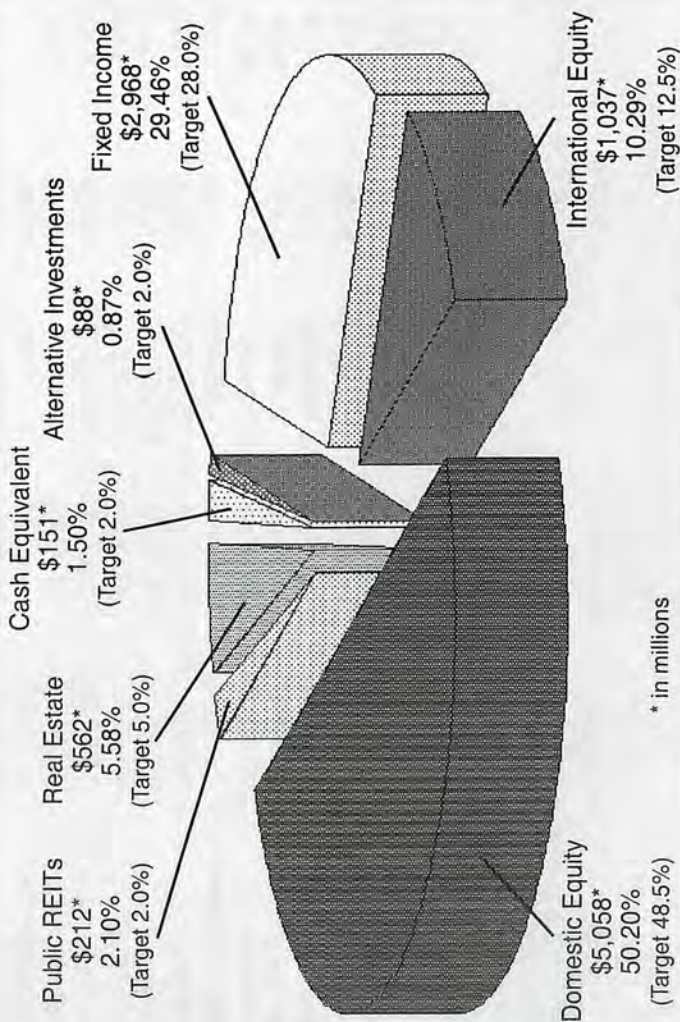
Dr. Pilditch moved the Report of the Committee on Claims & Service Credits to the omnibus.

REPORT OF COMMITTEE ON INVESTMENTS

The Committee on Investments included the following reports subject to review and approval by the Board of Trustees. These reports shall be recorded in the proceedings of this meeting.

- Allocation Overview
- Investment Summary by Manager
- Manager Activity Summary Report
- Commission Report

PUBLIC SCHOOL TEACHERS PENSION & RETIREMENT FUND OF CHICAGO ALLOCATION OVERVIEW as of June 30, 2001



INVESTMENT SUMMARY BY MANAGER
June 30, 2000 THROUGH June 30, 2001

	FAIR VALUE 6/30/01	FAIR VALUE 3/31/01	FAIR VALUE 6/30/00	% CHANGE IN MV (3 months)	% CHANGE IN MV (12 months)	CASH OR SHORT-TERM	% OF CASH
EQUITY							
Domestic							
Ariel	\$ 227,060,325	\$ 213,505,878	\$ 180,606,244	6.35%	25.72%	\$ 788,849	0.35%
Brinson Partners	250,046,139	236,807,977	214,937,509	5.59%	16.33%	2,345,580	0.94%
DFA	119,647,882	102,607,755	92,844,471	16.61%	28.87%	—	0.00%
Fidelity	504,397,410	465,781,410	641,039,220	8.29%	*	12,052,005	2.39%
Harris	304,400,516	287,660,322	292,326,673	5.82%	4.13%	622,683	0.20%
Holland	47,086,940	43,418,279	50,716,479	8.45%	-7.16%	3,039,194	6.45%
Iridian	115,615,013	104,081,268	98,892,057	11.08%	16.91%	4,524,400	3.91%
J&W Seligman	258,205,116	216,768,468	316,844,992	19.12%	-18.51%	25,252,663	9.78%
MetLife (27,165 shares)	—	816,308	572,163	*	*	—	*
New Amsterdam	141,543,284	137,271,720	149,488,157	3.11%	-5.31%	2,926,345	2.07%
NTGI 500	1,423,427,169	1,349,114,636	1,857,602,560	5.51%	*	952,943	0.07%
NTGI Midcap 400	275,412,013	243,244,914	252,729,891	13.22%	8.97%	—	0.00%
NTGI Minicap	535,822,060	454,107,269	584,151,175	17.99%	-8.27%	—	0.00%
Oppenheimer	117,244,338	115,204,488	104,162,136	1.77%	12.56%	6,370,835	5.43%
Transition (Nationsbank)	1,377	1,388	65,929	-0.79%	*	—	0.00%
Waddell & Reed	533,868,852	516,656,904	673,547,681	3.33%	*	34,688,526	6.50%
William Blair	124,575,653	110,970,187	112,293,936	12.26%	10.94%	6,497,666	5.22%
Woodford Capital	20,577,174	19,879,356	28,745,747	3.51%	-28.42%	1,644,229	7.99%
Zevenbergen	59,083,325	51,613,217	101,285,979	14.47%	-41.67%	792,833	1.34%
Total	5,058,014,586	4,669,511,745	5,752,852,999	8.32%	-12.08%	102,498,751	2.03%

INVESTMENT SUMMARY BY MANAGER
June 30, 2000 THROUGH June 30, 2001

	FAIR VALUE 6/30/01	FAIR VALUE 3/31/01	FAIR VALUE 6/30/00	% CHANGE IN MV (3 months)	% CHANGE IN MV (12 months)	CASH OR SHORT-TERM	% OF CASH
International							
Lazard	223,125,605	222,281,321	—	0.38%	*	5,437,931	2.44%
Morgan Stanley - Intl.	422,351,202	413,022,081	451,599,221	2.26%	-6.48%	26,222,546	6.21%
Schroder - EM	53,436,406	51,161,274	76,053,439	4.45%	-29.74%	—	0.00%
Zurich Scudder - EM	59,083,567	56,496,247	80,052,440	4.58%	-26.19%	—	0.00%
Zurich Scudder - Intl.	279,290,946	282,624,970	390,367,016	-1.18%	-28.45%	19,646,384	7.03%
Total	1,037,287,725	1,025,585,893	998,072,116	1.14%	3.93%	51,306,860	4.95%
Public REITs							
LaSalle	\$ 102,068,466	\$ 92,418,017	\$ 70,539,300	10.44%	*	\$ 551,075	0.54%
LaSalle - REIT Liq.	—	—	14,061,710	*	*	—	*
Morgan Stanley	109,587,808	100,094,932	89,809,961	9.48%	22.02%	2,144,019	1.96%
Total	211,656,274	192,512,949	174,410,971	9.94%	21.35%	2,695,094	1.27%
TOTAL EQUITY	6,306,958,585	5,887,610,588	6,925,336,086	7.12%	-8.93%	156,500,705	2.48%
REAL ESTATE							
Blackstone	18,538,985	21,073,619	29,055,122	*	*	—	0.00%
Capital Associates	21,042,235	20,552,349	20,252,555	*	*	—	0.00%
JP Morgan	106,385,302	173,115,325	161,157,668	*	*	—	0.00%
Lend Lease	27,337,943	25,186,739	26,633,859	*	*	—	0.00%
Olympus	22,590,598	22,101,872	23,162,001	*	*	—	0.00%

INVESTMENT SUMMARY BY MANAGER
June 30, 2000 THROUGH June 30, 2001

	FAIR VALUE 6/30/01	FAIR VALUE 3/31/01	FAIR VALUE 6/30/00	% CHANGE IN MV (3 months)	% CHANGE IN MV (12 months)	CASH OR SHORT-TERM	% OF CASH
PRISA I	81,000,066	—	—	*	*	—	0.00%
PRISA II	20,000,040	—	—	*	*	—	0.00%
RREEF	60,730,474	52,034,293	54,000,707	*	*	—	0.00%
SSR Tower	3,094,805	45,219,403	41,459,542	*	*	—	0.00%
TimesSquare	83,744,181	103,583,308	94,423,866	*	*	—	0.00%
UBS Asset Mgmt	81,378,301	47,806,136	43,676,386	*	*	—	0.00%
Walton	7,736,471	7,675,602	11,959,304	*	*	—	0.00%
Walton II	19,177,734	18,001,113	14,567,906	*	*	—	0.00%
Walton III	9,275,274	5,020,993	—	*	*	—	0.00%
TOTAL	562,032,409	541,370,752	520,348,917	*	*	—	0.00%
ALTERNATIVE INVESTMENTS							
Adams Street	\$ 20,187,963	\$ 22,367,154	\$ 18,237,249	*	*	\$	0.00%
Harbourvest	24,231,448	26,767,682	22,078,942	*	*	—	0.00%
Mesitrow	19,058,903	22,366,059	16,392,344	*	*	—	0.00%
Pantheon	20,054,889	26,045,514	18,668,169	*	*	—	0.00%
Pantheon Fund IV	2,479,961	1,795,567	—	*	*	—	0.00%
Pantheon - Intl.	1,826,551	1,765,042	—	*	*	—	0.00%
TOTAL	87,839,716	101,107,018	75,376,704	*	*	—	0.00%
FIXED INCOME							
Bank of America	103,058,063	104,148,259	99,246,436	-1.05%	3.84%	10,600,394	10.29%

INVESTMENT SUMMARY BY MANAGER
June 30, 2000 THROUGH June 30, 2001

	FAIR VALUE 6/30/01	FAIR VALUE 3/31/01	FAIR VALUE 6/30/00	% CHANGE IN MV (3 months)	% CHANGE IN MV (12 months)	CASH OR SHORT-TERM	% OF CASH
Cash Equivalent	6,958,108	6,879,092	6,329,379	1.15%	9.93%		0.00%
Internal	6,036,768	6,061,715	6,455,269	-0.41%	-6.48%	—	0.00%
Lincoln	498,648,815	502,798,973	506,124,661	-0.83%	*	49,398,762	9.91%
MDL Capital	52,016,651	52,144,935	19,703,921	-0.25%	*	732,166	1.41%
Miller Anderson	334,848,334	334,524,564	318,080,368	0.10%	5.27%	45,839,167	13.69%
NTGI Fixed Income	1,561,386,047	1,581,452,285	1,500,373,647	-1.27%	4.07%	2,695,591	0.17%
Smith Graham	63,625,759	64,013,413	58,033,999	-0.61%	9.64%	6,783,641	10.66%
Wellington	341,626,476	344,885,792	331,063,917	-0.95%	3.19%	10,026,729	2.93%
TOTAL	2,968,205,021	2,996,909,029	2,845,411,597	-0.96%	4.32%	126,076,452	4.25%
SHORT TERM							
Appropriation	32,434,929	71,691,582	125,450,331	*	*	32,302,217	99.59%
Cash Equivalent	118,571,834	82,603,328	52,549,355	*	*	113,962,060	96.11%
TOTAL	151,006,763	154,294,910	177,999,686	-2.13%	-15.16%	146,264,277	96.86%
TOTAL PORTFOLIO	\$10,076,042,494	\$ 9,681,292,296	\$10,544,472,990	4.08%	-4.44%	\$ 428,841,434	4.26%

*Does not reflect the true change in market value due to contributions/distributions made during the period.

MANAGER ACTIVITY SUMMARY REPORT
3/31/01 THROUGH 6/30/01

	FAIR VALUE 6/30/01	FAIR VALUE 3/31/01	PURCHASES	SALES	TURNOVER %
EQUITY					
Domestic					
Ariel	\$ 227,060,325	\$ 213,505,878	\$ 17,100,802	\$ 13,701,297	6.22%
Brinson Partners	250,046,139	236,807,977	32,639,758	35,686,890	13.41%
DFA	119,647,882	102,607,755	—	130,212	0.00%
Fidelity	504,397,410	465,781,410	61,237,074	62,889,920	12.62%
Harris	304,400,516	287,660,322	47,025,044	47,843,104	15.89%
Holland	47,086,940	43,418,279	7,002,858	7,134,751	15.48%
Iridian	115,615,013	104,081,268	17,853,057	20,786,533	16.25%
J&W Seligman	258,205,116	216,768,468	67,290,262	79,434,207	28.33%
MetLife (27,165 shares)	—	816,308	—	816,308	0.00%
New Amsterdam	141,543,284	137,271,720	5,174,009	3,253,272	2.33%
NTGI 500	1,423,427,169	1,349,114,636	9,092,343	8,466,699	0.61%
NTGI Midcap 400	275,412,013	243,244,914	—	6,812	0.00%
NTGI Mimicap	535,822,060	454,107,269	—	72,297	0.00%
Oppenheimer	117,244,338	115,204,488	19,112,957	23,430,382	16.44%
Transition Acct.	1,377	1,388	—	—	0.00%
Waddell & Reed	533,868,852	516,656,904	41,969,219	28,504,056	5.43%
William Blair	124,575,653	110,970,187	19,176,378	17,442,935	14.81%
Woodford	20,577,174	19,879,356	10,162,297	10,363,904	50.24%
Zevenbergen	59,083,325	51,613,217	7,112,908	7,117,477	12.85%
Total	5,058,014,586	4,669,511,745	361,948,966	367,081,057	

MANAGER ACTIVITY SUMMARY REPORT
3/31/01 THROUGH 6/30/01

	FAIR VALUE 6/30/01	FAIR VALUE 3/31/01	PURCHASES	SALES	TURNOVER %
International					
Lazard	223,125,605	222,281,321	28,307,357	30,250,507	12.71%
Morgan Stanley - Intl.	422,351,202	413,022,081	45,070,020	47,651,219	10.79%
Schroder - EM	53,436,406	51,161,274	—	308,372	0.00%
Zurich Scudder - EM	59,083,567	56,496,247	—	—	0.00%
Zurich Scudder - Intl.	279,290,946	282,624,970	68,736,148	66,799,783	23.78%
Total	1,037,287,725	1,025,585,893	142,113,525	145,009,880	
Public REITs					
LaSalle	102,068,466	92,418,017	5,409,136	4,395,470	4.52%
Morgan Stanley	109,587,808	100,094,932	6,997,803	5,807,919	5.54%
Total	211,656,274	192,512,949	12,406,938	10,203,389	
TOTAL EQUITY	6,306,958,585	5,887,610,588	516,469,429	522,294,327	
FIXED INCOME					
Bank of America	\$ 103,058,063	\$ 104,148,259	\$ 46,826,609	\$ 56,501,488	45.20%
Cash Equivalent	6,958,108	6,879,092	119,688	—	0.00%
Internal	6,036,768	6,061,715	—	58,416	0.00%
Lincoln	498,648,815	502,798,973	289,095,674	267,396,301	53.40%
MDL Capital	52,016,651	52,144,935	15,650,159	15,876,522	30.05%
Miller Anderson	334,848,334	334,524,564	31,434,457	57,280,448	9.39%

MANAGER ACTIVITY SUMMARY REPORT
3/31/01 THROUGH 6/30/01

	FAIR VALUE 6/30/01	FAIR VALUE 3/31/01	PURCHASES	SALES	TURNOVER %
NTGI Fixed Income	1,561,386,047	1,581,452,285	141,242,567	124,051,819	7.89%
Smith Graham	63,625,759	64,013,413	36,968,992	36,242,990	56.79%
Wellington	341,626,476	344,885,792	36,062,042	31,403,406	9.15%
TOTAL FIXED INCOME	2,968,205,021	2,996,909,029	597,400,188	588,811,390	
REAL ESTATE					
Blackstone	18,538,985	21,073,619	5,887,432	3,923,702	N/A
Capital Associates	21,042,235	20,552,349	1,380,022	423,062	N/A
JP Morgan	106,385,302	173,115,325	—	70,914,387	N/A
Lend Lease	27,337,943	25,186,739	2,305,694	238,576	N/A
Olympus	22,590,598	22,101,872	1,985,730	1,104,969	N/A
PRISA I	81,000,066	—	81,000,000	—	N/A
PRISA II	20,000,040	—	20,000,000	—	N/A
RREEF	60,730,474	52,034,293	10,818,733	—	N/A
SSR Tower	3,094,805	45,219,403	—	46,164,954	N/A
TimesSquare	83,744,181	103,583,308	—	21,232,012	N/A
UBS Asset Mgmt	81,378,301	47,806,136	32,900,000	136,222	N/A
Walton	7,736,471	7,675,602	4,125,236	112,814	N/A
Walton II	19,177,734	18,001,113	1,469,095	172,191	N/A
Walton III	9,275,274	5,020,993	3,064,307	84,806	N/A
TOTAL REAL ESTATE	562,032,409	541,370,752	164,936,250	144,507,695	

MANAGER ACTIVITY SUMMARY REPORT
3/31/01 THROUGH 6/30/01

	FAIR VALUE 6/30/01	FAIR VALUE 3/31/01	PURCHASES	SALES	TURNOVER %
ALTERNATIVE INVESTMENTS					
Adams Street	20,187,963	22,367,154	3,437,111	1,360,926	N/A
Harbourvest	24,231,448	26,767,682	1,813,784	863,149	N/A
Mesirow	19,058,903	22,366,059	667,679	327,500	N/A
Pantheon	20,054,889	26,045,514	1,650,934	572,499	N/A
Pantheon Fund IV	2,479,961	1,795,567	901,161	87,834	N/A
Pantheon - Intl.	1,826,551	1,765,042	273,692	—	N/A
TOTAL ALTERNATIVE INV.	87,839,716	101,107,018	8,744,361	3,211,908	
SHORT TERM					
Appropriation Acct.	32,434,929	71,691,582	—	—	N/A
Cash Equivalent	118,571,834	82,603,328	—	—	N/A
TOTAL SHORT TERM	151,006,763	154,294,910	—	—	
GRAND TOTAL	\$ 10,076,042,494	\$ 9,681,292,296	\$ 1,287,550,228	\$ 1,258,825,320	

*Fair Value includes Cash and Cash Equivalents, A/P, A/R, and Accrual Income.

MANAGERS COMPLIANCE WITH BROKERAGE POLICY

	Local Minority & Women	Non-local Minority & Women	Chicago Firms	Commission Recapture	
EQUITY					
Years 1998 to present Target	16.00%	15.00%	40.00%	30.00%	101.00%
2 qtrs. 2001 Large cap	30.52%	13.93%	41.03%	26.66%	112.14%
2000 Large cap	26.48%	13.04%	45.95%	24.68%	110.15%
1999 Large cap	23.09%	9.91%	52.87%	19.28%	105.15%
1998	27.20%	10.86%	36.10%	25.09%	99.25%
Years 1997 to 1997 Target	16.00%	15.00%	40.00%	15.00%	86.00%
1997	14.77%	11.10%	25.47%	17.35%	68.69%
Years 1990 to 1996 Target	16.00%	15.00%	40.00%	0.00%	71.00%
1996	24.27%	16.43%	30.45%	0.00%	71.15%
1995	26.96%	19.49%	31.95%	0.00%	78.40%
1994	36.82%	17.26%	47.88%	0.00%	101.96%
1993	32.69%	15.10%	47.10%	0.00%	94.89%
FIXED INCOME					
Year 1990 to present - Target	12.50%	12.50%	50.00%	0.00%	75.00%
2 qtrs. 2001	17.97%	4.78%	68.61%	0.00%	91.36%
2000	8.54%	2.93%	67.77%	0.00%	79.24%
1999	9.81%	5.05%	76.12%	0.00%	90.98%
1998	11.52%	6.80%	67.32%	0.00%	85.64%
1997	13.17%	2.97%	74.83%	0.00%	90.97%
1996	17.98%	7.15%	80.43%	0.00%	105.56%
1995	23.96%	4.80%	76.49%	0.00%	105.25%
1994	28.09%	8.44%	79.07%	0.00%	115.60%
1993	17.76%	10.98%	69.51%	0.00%	98.25%

COMMISSIONS PAID TO BROKER BY CATEGORY SUMMARY JANUARY 1 - JUNE 30, 2001

EQUITY (COMMISSIONS)	C	MO	MOC	MFC	O	WP	WPC	WO	WOC	COMMISSION RECAPTURE PROGRAM				TOTAL COMM.	PERCENT OF TOTAL
										MINORITY BROKERS	CITATION/MERILL LYNCH	OTHER	WPR		
LARGE CAP MANAGERS															
Brinson Partners, Equity	—	—	—	—	100.97	—	—	—	—	27.081	—	—	18.076	146,114	8.36%
Fidelity	0.00%	0.00%	0.00%	0.00%	69.09%	0.00%	0.00%	0.00%	0.00%	18.53%	0.00%	0.00%	12.37%	100.00%	9.85%
Harris Investments	59.003	25.397	66.065	0.00%	82.13%	1.01%	0.00%	0.00%	0.00%	0.00%	13.44%	0.00%	0.00%	100.00%	16.45%
Holland	25.255	1.852	1.881	0.00%	22.98%	0.00%	0.00%	0.00%	0.00%	35.170	22.560	0.00%	6.91%	100.00%	3.44%
New Amsterdam	41.966%	3.08%	3.13%	0.00%	5.74%	0.00%	14.82%	0.00%	0.00%	18.825	—	—	0.00%	100.00%	1.54%
Oppenheimer	7.921	20.788	4.050	0.00%	67.73%	—	—	—	9.55	2.625	4.735	—	0.00%	26.933	6.46%
Waddell	20.869	2.510	4.895	0.00%	31.790	16.06%	17.636	7.284	3.066	13.302	—	—	20.774	112,967	12.11%
Woodford Capital Management	9.86%	1.19%	2.31%	0.00%	15.03%	14.87%	7.94%	0.00%	2.21%	8.74%	0.00%	0.00%	16.27%	100.00%	2.44%
Zevenbergen	0.00%	6.315	18.425	0.00%	860	—	—	—	0.00%	39.98%	0.00%	0.00%	—	100.00%	0.89%
Total Large cap managers	113,048	58,785	101,196	31,790	391,442	33,197	43,354	7,284	8,686	143,147	27,295	23,150	93,125	1,075,498	61.54%
	10.51%	5.47%	9.41%	2.96%	36.40%	3.09%	4.03%	0.68%	0.81%	13.31%	2.54%	2.15%	8.66%	100.00%	
OTHER MANAGERS															
Ariel	\$7,500	31.997	34.602	—	30.939	190	—	—	—	11.986	—	—	—	117,214	6.71%
Iradian	6.40%	27.30%	29.52%	0.00%	26.40%	0.16%	0.00%	0.00%	0.00%	10.23%	—	0.00%	0.00%	100.00%	10.20%
J & W Seligman	22.192	53.770	—	—	143,473	—	—	—	—	31.024	0.00%	—	3,710	178,207	17.40%
NTQA S & P 500 Index	7.30%	17.68%	0.00%	0.00%	228,204	—	—	—	—	17.41%	—	—	2.08%	304,166	0.91%
	0.00%	44.62%	1.70%	0.00%	75.03%	—	—	—	—	0.00%	0.00%	0.00%	—	100.00%	
	—	7.103	270	—	8,547	—	—	—	—	0.00%	—	—	—	15,919	
	0.00%	44.62%	1.70%	0.00%	53.69%	—	—	—	—	0.00%	0.00%	0.00%	—	100.00%	

COMMISSIONS PAID TO BROKER BY CATEGORY SUMMARY JANUARY 1 - JUNE 30, 2001

EQUITY (COMMISSIONS)	C	MO	MOC	MPC	O	WP	WPC	WO	WOC	COMMISSION RECAPTURE PROGRAM				TOTAL COMM.	PERCENT OF TOTAL
										MINORITY BROKERS MOCR	MOCR	WPR	CITATION/MERRILL LYNCH OTHER		
William Blair	—	—	3.654	—	50,206	—	—	—	—	—	—	—	—	56,584	3.24%
	0.00%	0.00%	6.46%	0.00%	88.73%	0.00%	0.00%	0.00%	0.00%	0.00%	0.00%	0.00%	0.00%	100.00%	
Total other managers	29,692	92,870	38,526	—	461,368	190	—	—	—	14,710	31,024	—	3,710	672,090	38.46%
	4.42%	13.82%	5.73%	0.00%	68.65%	0.03%	0.00%	0.00%	0.00%	2.19%	4.62%	0.00%	0.55%	100.00%	
Totals	\$ 142,740	\$ 151,653	\$ 139,722	\$ 31,790	\$ 852,810	\$ 33,387	\$ 43,354	\$ 7,284	\$ 8,686	\$ 157,857	\$ 58,319	\$ 23,150	\$ 96,835	\$ 1,747,388	100.00%
	8.17%	8.68%	8.00%	1.82%	48.80%	1.91%	2.48%	0.42%	0.50%	9.03%	3.34%	1.32%	5.54%	100.00%	

Broker Category Codes

WO	Woman Owned Firm	WPR	Woman Contact, Recap. Prog.
WOC	Woman Owned, Chicago Based Firm	WPC	Woman Contact, Chicago Based Firm
MO	Minority Owned Firm	MP	Minority Contact
MOC	Minority Owned, Chicago Based Firm	MPC	Minority Contact, Chicago Based Firm
WP	Woman Contact	C	Chicago Based Firm
WPC	Woman Contact, Chicago Based Firm, comm. Recap. Prog.	O	Other
MOCR	Minority Owned Firm, comm. recap. Prog.		
MOR	Minority Owned Firm, comm. recap. Prog.		
REC	Other firms		

Amount recovered from
recapture program

89,455 34,991 82,983 207,430 Total

COMMISSIONS PAID TO BROKERS BY CATEGORY LARGE CAP MANAGERS JANUARY 1 - JUNE 30, 2001

	BRINSON PARTNERS, INC.		FIDELITY MGMT.		HARRIS INV.		HOLLAND CAPITAL		NEW AMSTERDAM		OPPENHEIMER CAPITAL		WADDELL & REED		WOODFORD CAPITAL		ZEVENBERGEN CAPITAL		TOTAL LARGE CAP MGRS.		
	Actual %	Target	Actual %	Target	Actual %	Target	Actual %	Target	Actual %	Target	Actual %	Target	Actual %	Target	Actual %	Target	Actual %	Target	Actual %	Target	
Brokerage Program																					
Chicago Based Minority & Women Firm or Contacts																					
MOC Minority Owned	0.00%	3.41%	22.98%	0.00%	3.13%	0.00%	0.00%	0.00%	3.59%	2.31%	43.20%	0.00%	0.00%	9.41%							
WOC Woman Owned	0.00%	0.00%	0.00%	0.00%	0.00%	0.00%	0.00%	0.00%	2.71%	2.21%	0.00%	0.00%	0.00%	0.81%							
MOCR Minority Owned (Recap)	18.53%	0.00%	12.24%	0.00%	31.28%	0.00%	9.75%	0.00%	11.78%	8.74%	39.98%	68.60%	13.31%								
MPC Minority Contact	0.00%	0.00%	0.00%	0.00%	0.00%	0.00%	0.00%	0.00%	15.03%	0.00%	0.00%	0.00%	2.96%								
WPC Woman Contact	0.00%	0.00%	0.00%	0.00%	14.82%	0.00%	0.00%	15.61%	7.94%	0.00%	0.00%	0.00%	4.03%								
	18.53%	16.00%	35.22%	16.00%	49.23%	16.00%	13.30%	16.00%	33.69%	16.00%	36.23%	16.00%	68.60%	16.00%	30.52%	16.00%					
Non-local Based Minority & Women Firm or Contacts																					
MO Minority Owned	0.00%	0.00%	8.84%	0.00%	3.08%	1.39%	0.00%	18.40%	1.19%	14.81%	10.01%	5.47%									
WO Woman Owned	0.00%	0.00%	0.00%	0.00%	0.00%	0.00%	6.45%	0.00%	0.00%	0.00%	0.00%	0.68%									
MOR Minority Owned (Recap)	0.00%	0.00%	7.85%	0.00%	0.00%	17.58%	0.00%	0.00%	0.00%	0.00%	0.00%	2.54%									
MP Minority Contact	0.00%	0.00%	0.00%	0.00%	0.00%	0.00%	0.00%	0.00%	0.00%	0.00%	0.00%	0.00%									
WPR Minority Contact (Recap)	0.00%	13.44%	0.00%	0.00%	0.00%	0.00%	0.00%	0.00%	0.00%	0.00%	0.00%	2.15%									
WP Woman Contact	0.00%	1.01%	0.00%	0.00%	0.00%	0.00%	14.87%	0.00%	3.09%												
	0.00%	15.00%	14.45%	15.00%	16.69%	15.00%	3.08%	15.00%	18.97%	15.00%	24.85%	15.00%	16.06%	15.00%	14.81%	15.00%	10.01%	15.00%	13.93%	15.00%	
Chicago Based Firm (Including minority & women firms or contacts)	18.53%	40.00%	3.41%	40.00%	55.75%	40.00%	91.19%	40.00%	13.30%	40.00%	40.70%	40.00%	46.09%	40.00%	83.18%	40.00%	68.60%	40.00%	41.03%	40.00%	
COMMISSION RECAPTURE PROGRAM																					
MOCR Minority Owned, Chicago Based Firm (Melvin, Loop and Beran)	18.53%	0.00%	12.24%	0.00%	31.28%	9.75%	0.00%	11.78%	8.74%	39.98%	68.60%	13.31%									
First Honolulu	0.00%	0.00%	7.85%	0.00%	0.00%	17.58%	0.00%	0.00%	0.00%	0.00%	0.00%	2.54%									
Merrill Lynch Citation	12.37%	13.44%	6.91%	0.00%	0.00%	0.00%	18.39%	16.27%	0.00%	0.00%	0.00%	10.81%									
	30.90%	30.00%	13.44%	30.00%	27.00%	30.00%	31.28%	30.00%	27.33%	30.00%	30.17%	30.00%	25.01%	30.00%	39.98%	30.00%	68.60%	30.00%	26.66%	30.00%	

COMMISSIONS PAID TO BROKERS BY CATEGORY LARGE CAP MANAGERS JANUARY 1 - JUNE 30, 2001

BROKERS	BRINSON PARTNERS			FIDELITY			HARRIS			HOLLAND			NEW AMSTERDAM			OPPENHEIMER			WADDELL			WOODFORD			ZEVENBERGEN			TOTAL IST	
	Broker	Avg. Type	Amount p/sh	Broker	Avg. Type	Amount p/sh	Broker	Avg. Type	Amount p/sh	Broker	Avg. Type	Amount p/sh	Broker	Avg. Type	Amount p/sh	Broker	Avg. Type	Amount p/sh	Broker	Avg. Type	Amount p/sh	Broker	Avg. Type	Amount p/sh	Amount	PERCENT OF TOTAL			
Magna Investor Group		0	0		0	0		0	0		0	0		0	0		0	0		0	0	0	0	0	0	0.00%			
May Davis Group		0	0		0	0		0	0		0	0		0	0		0	0		0	0	0	0	0	0	0.14%			
Meyer & Schweitzer Inc.		0	0		0	0		0	0		0	0		0	0		0	0		0	0	0	0	0	0	0.00%			
McDonald & Co.		0	0		0	0		0	0		0	0		0	0		0	0		0	0	0	0	0	0	0.00%			
Merit Capital Corp.		0	0		0	0		0	0		0	0		0	0		0	0		0	0	0	0	0	0	0.00%			
Mizuho		0	0		0	0		0	0		0	0		0	0		0	0		0	0	0	0	0	0	0.00%			
Morgan Stanley Dean Witter		0	0		0	0		0	0		0	0		0	0		0	0		0	0	0	0	0	0	0.00%			
National Base Management (Management)		0	8,445	0	6,669	0.050	C	4,178	0.050		0	1,650	0.050		0		0	0		0	0	0	0	0	33,257	3.09%			
Neubauer & Co.		0	0		0	0		0	0		0	0		0	0		0	0		0	0	0	0	0	0	0.14%			
Neubauer & Brennan		0	0		0	0		0	0		0	0		0	0		0	0		0	0	0	0	0	0	0.00%			
Nitara Sec.		0	0		0	0		0	0		0	0		0	0		0	0		0	0	0	0	0	0	0.00%			
Onyx Capital Markets		0	0		0	0		0	0		0	0		0	0		0	0		0	0	0	0	0	0	2.10%			
OTI Limited Partnership		0	725	0.050		0		0	0		0	0		0	0		0	0		0	0	0	0	0	0	0.29%			
Pacific America		0	0		0	0		0	0		0	0		0	0		0	0		0	0	0	0	0	0	0.08%			
Paine Webber, Inc.		0	665	0.050		0		0	0		0	0		0	0		0	0		0	0	0	0	0	0	0.07%			
Piper Jaffray (US Bancorp Piper)		0	0		0	0		0	0		0	0		0	0		0	0		0	0	0	0	0	0	0.52%			
Putnam Institutional		0	0		0	0		0	0		0	0		0	0		0	0		0	0	0	0	0	0	0.00%			
Putnam Weicker		0	0		0	1,592	0.020		0		0	0		0	0		0	0		0	0	0	0	0	0	0.00%			
Prudential-Bache Secs.		0	1,353	0.036		0	2,072	0.020		0	0	0		0	0		0	0		0	0	0	0	0	0	1,998	0.19%		
Fryer McClelland		0	145	0.050		0	5,692	0.050	C	2,285	0.050		0	0	0		0	0		0	0	0	0	0	0	0	3,425	0.32%	
Raymond James & Assoc.		0	0		0	0		0	0		0	0		0	0		0	0		0	0	0	0	0	0	0	9,412	0.88%	
Robert Brand		0	0		0	0		0	0		0	0		0	0		0	0		0	0	0	0	0	0	0	0.00%		
Robert Van Securities		0	0		0	0		0	0		0	0		0	0		0	0		0	0	0	0	0	0	0	0.00%		
Robert W Baird & Co.		0	0		0	5,751	0.050		0		0	0		0	0		0	0		0	0	0	0	0	0	0	0.00%		
Robinson, Stephens & Company		0	0		0	0		0	0		0	0		0	0		0	0		0	0	0	0	0	0	0	0.00%		
Robinson-Humphrey		0	0		0	0		0	0		0	0		0	0		0	0		0	0	0	0	0	0	0	0.00%		
Roth Capital		0	0		0	0		0	0		0	0		0	0		0	0		0	0	0	0	0	0	0	0.00%		
Salem-Smith Barney (Stearns)		0	7,940	0.050		0	11,825	0.050	C	7,230	0.050		0	0	0		0	0		0	0	0	0	0	0	0	0.00%		
Seaman, Ramirez & Co.		0	0		0	0		0	0		0	0		0	0		0	0		0	0	0	0	0	0	0	3,45%		
Stearns Morris & Minsky Inc.		0	3,520	0.050		0	4,580	0.050	0	915	0.045		0	0	0		0	0		0	0	0	0	0	0	0	0.12%		
Stearns Brennan		0	0		0	0		0	0		0	0		0	0		0	0		0	0	0	0	0	0	0	0.00%		
SBK Brokers		0	0		0	0		0	0		0	0		0	0		0	0		0	0	0	0	0	0	0	1,49%		
Schroder & Co (Vantham/Schroder)		0	0		0	0		0	0		0	0		0	0		0	0		0	0	0	0	0	0	0	0.00%		
Second Street Sec		0	0		0	0		0	0		0	0		0	0		0	0		0	0	0	0	0	0	0	1,500	0.14%	
Sellis & Company (Virgin Island)		0	0		0	0		0	0		0	0		0	0		0	0		0	0	0	0	0	0	0	816	0.08%	
Simmons and Company, Ltd.		0	0		0	0		0	0		0	0		0	0		0	0		0	0	0	0	0	0	0	832	0.08%	
Sound View Financial		0	0		0	0		0	0		0	0		0	0		0	0		0	0	0	0	0	0	0	0	4,412	0.41%
Southwest Capital		0	0		0	0		0	0		0	0		0	0		0	0		0	0	0	0	0	0	0	0	0.00%	
Southwest Securities, Inc.		0	150	0.050		0		0	0		0	0		0	0		0	0		0	0	0	0	0	0	0	0	150	0.01%

COMMISSIONS PAID TO BROKERS BY CATEGORY LARGE CAP MANAGERS JANUARY 1 - JUNE 30, 2001

BROKERS	BRINSON PARTNERS			FIDELITY			HARRIS			HOLLAND			NEW AMSTERDAM			OPPENHEIMER			WADDELL			WOODFORD			ZEVENBERGEN			TOTAL IST	
	Broker Type	Avg. Amount	Broker p/sh	Avg. Amount	Broker Type	Avg. Amount	Broker p/sh	Avg. Amount	Broker Type	Avg. Amount	Broker p/sh	Avg. Amount	Broker Type	Avg. Amount	Broker p/sh	Avg. Amount	Broker Type	Avg. Amount	Broker p/sh	Avg. Amount	Broker Type	Avg. Amount	Broker p/sh	Avg. Amount	Broker Type	Avg. Amount	Broker p/sh	PERCENT OF TOTAL	
Southwestern Capital Mkt., Inc.	0	0	0	0	0	0	0	0	0	0	0	0	0	0	0	0	0	0	0	0	0	0	0	0	0	0	0	0.00%	
Spax, Leeds & Kellogg (N)	0	2,305	0.050	0	0	0	0	0	0	0	0	0	0	0	0	0	0	0	0	0	0	0	0	0	0	0	0	0.00%	
Standard & Poor's (S&P)	0	0	0	0	0	0	0	0	0	0	0	0	0	0	0	0	0	0	0	0	0	0	0	0	0	0	0	0.00%	
Stephens, Inc.	0	0	0	0	0	0	0	0	0	0	0	0	0	0	0	0	0	0	0	0	0	0	0	0	0	0	0	0.00%	
Stuart Franklin	0	0	0	0	0	0	0	0	0	0	0	0	0	0	0	0	0	0	0	0	0	0	0	0	0	0	0	0.00%	
Stero & Co., Inc.	0	0	1,243	0.025	0	0	0	0	0	0	0	0	0	0	0	0	0	0	0	0	0	0	0	0	0	0	0	0.17%	
T. Weisel Partners (Thomas)	0	0	0	0	0	0	0	0	0	0	0	0	0	0	0	0	0	0	0	0	0	0	0	0	0	0	0	0.00%	
Tucker, Anthony and Day Inc.	0	0	0	75	0.050	0	0	0	0	0	0	0	0	0	0	0	0	0	0	0	0	0	0	0	0	0	0	0.13%	
Utterberg, Towbin	0	0	0	0	0	0	0	0	0	0	0	0	0	0	0	0	0	0	0	0	0	0	0	0	0	0	0	0.00%	
US Clearing Corporation	0	0	0	0	0	0	0	0	0	0	0	0	0	0	0	0	0	0	0	0	0	0	0	0	0	0	0	0.00%	
Utensahl	0	0	0	0	0	0	0	0	0	0	0	0	0	0	0	0	0	0	0	0	0	0	0	0	0	0	0	0.00%	
Wachovia Securities Inc.	0	0	0	0	0	0	0	0	0	0	0	0	0	0	0	0	0	0	0	0	0	0	0	0	0	0	0	0.00%	
Wachovia Securities Inc.	0	0	0	2,550	0.050	0	0	0	0	0	0	0	0	0	0	0	0	0	0	0	0	0	0	0	0	0	0	0.24%	
Warburg Dillon Read (UBS)	0	0	0	0	0	0	0	0	0	0	0	0	0	0	0	0	0	0	0	0	0	0	0	0	0	0	0	1.05%	
Wasserman Perella	0	0	0	6,696	0.050	C	0	0	0	0	0	0	0	0	0	0	0	0	0	0	0	0	0	0	0	0	0	0.00%	
Wardens & Co.	0	9,425	0.050	0	0	0	0	0	0	0	0	0	0	0	0	0	0	0	0	0	0	0	0	0	0	0	0	1.03%	
Wesol Arnold & Henderson	0	0	0	0	0	0	0	0	0	0	0	0	0	0	0	0	0	0	0	0	0	0	0	0	0	0	0	0.00%	
William Blair & Co.	0	0	0	0	0	0	0	0	0	0	0	0	0	0	0	0	0	0	0	0	0	0	0	0	0	0	0	0.46%	
William Capital Group	0	0	0	0	0	0	0	0	0	0	0	0	0	0	0	0	0	0	0	0	0	0	0	0	0	0	0	0.16%	
Workden, LLC	0	0	0	0	0	0	0	0	0	0	0	0	0	0	0	0	0	0	0	0	0	0	0	0	0	0	0	0.00%	
	146,114			172,184				287,438			60,186		26,933		112,967		211,554		42,651		15,471		1,075,498		0		100.00%		

COMMISSIONS PAID TO BROKERS BY CATEGORY OTHER MANAGERS AND TOTALS JANUARY 1 - JUNE 30, 2001

	ABRIEL CAPITAL		IRIDIAN ASSET MGMT.		J&W SELIGMAN		NTQA		WILLIAM BLAIR		TOTAL OTHER MANAGERS		TOTAL LARGE CAP MGRS		TOTAL ALL MANAGERS	
	Actual %	Target	Actual %	Target	Actual %	Target	Actual %	Target	Actual %	Target	Actual %	Target	Actual %	Target	Actual %	Target
Brokerage Program																
Chicago Based Minority & Women Firm or Contacts																
MOC Minority Owned	29.52%	0.00%	0.00%	0.00%	0.00%	0.00%	1.70%	0.00%	6.46%	0.00%	5.73%	9.41%	0.50%	8.00%	0.00%	
WOC Woman Owned	0.00%	0.00%	0.00%	0.00%	0.00%	0.00%	0.00%	0.00%	0.00%	0.00%	0.00%	0.81%	0.50%	0.00%	0.00%	
MOCR Minority Owned (Recap)	10.23%	0.00%	0.00%	0.00%	0.00%	0.00%	0.00%	4.81%	0.00%	2.19%	13.31%	13.31%	9.03%	9.03%	0.00%	
MPC Minority Contact	0.00%	0.00%	0.00%	0.00%	0.00%	0.00%	0.00%	0.00%	0.00%	0.00%	0.00%	2.96%	1.82%	1.82%	0.00%	
WPC Woman Contact	0.00%	0.00%	0.00%	0.00%	0.00%	0.00%	0.00%	0.00%	0.00%	0.00%	0.00%	4.03%	2.48%	2.48%	0.00%	
	39.75%	16.00%	0.00%	16.00%	0.00%	16.00%	1.70%	16.00%	11.27%	16.00%	7.92%	16.00%	30.52%	16.00%	21.83%	16.00%
Non-local Based Minority & Women Firm or Contacts																
MO Minority Owned	27.30%	0.00%	0.00%	0.00%	17.68%	0.00%	44.62%	0.00%	0.00%	0.00%	13.82%	5.47%	0.68%	8.68%	0.42%	
WO Woman Owned	0.00%	0.00%	0.00%	0.00%	0.00%	0.00%	0.00%	0.00%	0.00%	0.00%	0.00%	0.68%	0.42%	0.00%	0.00%	
MOR Minority Owned (Recap)	0.00%	0.00%	0.00%	0.00%	0.00%	0.00%	0.00%	0.00%	0.00%	0.00%	4.62%	2.54%	3.34%	3.34%	0.00%	
MP Minority Contact	0.00%	0.00%	0.00%	0.00%	0.00%	0.00%	0.00%	0.00%	0.00%	0.00%	0.00%	0.00%	0.00%	0.00%	0.00%	
WPR Minority Contact (Recap)	0.00%	0.00%	0.00%	0.00%	0.00%	0.00%	0.00%	0.00%	0.00%	0.00%	0.00%	2.15%	1.32%	1.32%	0.00%	
WP Woman Contact	0.16%	0.00%	0.00%	0.00%	0.00%	0.00%	0.00%	0.00%	0.00%	0.03%	0.03%	3.09%	1.91%	1.91%	0.00%	
	27.46%	15.00%	17.41%	15.00%	17.68%	15.00%	44.62%	15.00%	0.00%	15.00%	18.47%	15.00%	13.93%	15.00%	15.67%	15.00%
Chicago Based Firm (Including minority & women firms or contacts)	46.15%	40.00%	0.00%	40.00%	7.30%	40.00%	1.70%	40.00%	11.27%	40.00%	12.34%	40.00%	41.03%	40.00%	30.00%	40.00%
COMMISSION RECAPTURE PROGRAM																
MOCR Minority Owned, Chicago Based Firm (Melvin and Berem)	10.23%	0.00%	0.00%	0.00%	0.00%	0.00%	0.00%	0.00%	4.81%	0.00%	2.19%	13.31%	13.31%	9.03%	9.03%	0.00%
First Honolulu	0.00%	0.00%	17.41%	0.00%	0.00%	0.00%	0.00%	0.00%	0.00%	0.00%	4.62%	2.54%	3.34%	3.34%	0.00%	
Merrill Lynch Citicorp	0.00%	0.00%	2.08%	0.00%	0.00%	0.00%	0.00%	0.00%	0.00%	0.55%	10.81%	10.81%	6.86%	6.86%	0.00%	
	10.23%	30.00%	19.49%	30.00%	0.00%	30.00%	0.00%	30.00%	4.81%	30.00%	7.36%	30.00%	26.66%	30.00%	19.23%	30.00%

Reports prepared with amounts provided by money managers.

In 1997, started our commission recapture program with 1 broker (Merrill Lynch/Citigroup). Target 15% of commissions Effective 6/25/98 our recapture program target increased to 30% (including 3 Chicago minority firms and Merrill Lynch/Citigroup) Effective 1/1/99 One of our Chicago minority owned firm decided not to participate in the commission recapture program Effective 7/1/00 one minority owned co. was incorporated in the commission recapture program

**COMMISSIONS PAID TO BROKERS BY CATEGORY
OTHER EQUITY MANAGERS AND TOTALS
JANUARY 1 - JUNE 30, 2001**

BROKERS	ARIEL			IRIDIAN			J & W SELIGMAN			INTQI SP 500			WILLIAM BLAIR			TOTAL			LARGE CAP TOTAL			GRAND TOTAL			
	Broker Type	Amount	Avg. psh	Broker Type	Amount	Avg. psh	Broker Type	Amount	Avg. psh	Broker Type	Amount	Avg. psh	Broker Type	Amount	Avg. psh	Amount	PERCENT OF TOTAL	Amount	PERCENT OF TOTAL	Amount	PERCENT OF TOTAL	Amount	PERCENT OF TOTAL		
Comm. Receipts																									
Beres Capital (Recap)		0			0			53,770	0.050		0			0				0			0				
Melvin Securities (Recap)		9,651			0			32,953	0.051									9,651	1.44%		9,651	0.00%			
Merrill Lynch/Citidion (Recap)		0		REC	3,710	0.050		0										3,710	0.55%		3,710	0.00%			
First Horizon (Recap start 7/1/00)		0		MOR	31,024	0.050		0										31,024	4.62%		31,024	0.00%			
Loop Cap. Mkts. (Recap start 5/1/01)		2,335	0.050		0			0										2,335	0.35%		2,335	0.00%			
Regular trades																		5,059	0.75%		5,059	0.00%			
Beres Capital (reg.)		26,492	0.050		0		MO	0										80,262	11.94%		80,262	0.00%			
Melvin Securities (reg.)		0			0			0										0	0.00%		0	0.00%			
Merrill Lynch (reg.)		0			7,301	0.050		0	0.051									40,254	5.99%		23,279	0.35%			
Loop Capital Markets		1,240	0.050		0			0										5,176	0.77%		14,296	0.20%			
Abel Noser		0			106	0.050		0	0.050									106	0.02%		3,460	0.05%			
ABN Amro		0			1,920	0.050		0	0.050									3,080	0.46%		9,835	0.14%			
Absolute Return Advisors		0			497	0.050		0	0.050									497	0.07%		0	0.00%			
Allen & Co.		0			140	0.050		0	0.050									3,280	0.49%		0	0.00%			
Asstrant, Inc.		0			0			100	0.050									100	0.01%		1,877	0.03%			
Bank of America Sec. LLC		0			3,372	0.050		0										3,372	0.50%		8,911	0.13%			
BancBoston Robertson Stephens		0			16,570	0.050		0	0.054									26,524	3.95%		37,083	0.53%			
Bear Stearns & Co.		2,100	0.050		0			6,144										0	0.00%		8,170	0.12%			
Benchmark Securities		0	0.050		0			0										540	0.08%		27,402	0.39%			
Black & Company		22,515	0.050		0			540	0.050									540	0.00%		1,146	0.02%			
Blaylock		0			0			0										0	0.00%		0	0.00%			
Bloomberg Trade Book		0			0			0										7,274	1.08%		0	0.00%			
BNY ESI Securities		0			0			5,136	0.040									100	0.01%		685	0.01%			
Bridge Trading		0			0			0	0.040									100	0.01%		6,893	0.09%			
B-Trade Services LLC		0			0			0	0.050									350	0.05%		3,689	0.05%			
Backingham Research Group		0			0			0										0	0.00%		7,284	0.08%			
C.L. King & Associates		0			350	0.050		0										2,235	0.33%		4,173	0.06%			
Canstar Fitzgerald		0			1,976	0.050		0										600	0.09%		0	0.00%			
Charmas Co.		600	0.050		0			0										645	0.10%		0	0.00%			
Chase H & O		0			645	0.050		0										645	0.10%		8,686	0.12%			
Chavers & Co.		0			0			0										0	0.00%		0	0.00%			
Chicaggo Corp.		0			0			2,915	0.050									2,915	0.43%		0	0.00%			
CIBC Openers. (CIBC World Mkt.)		0			5,280	0.050		0	0.050									8,855	1.32%		8,629	0.09%			
CIS		0			0			3,575	0.050									0	0.00%		3,460	0.05%			
Corn Securities (SG)		0			6,737	0.050		0	0.050									10,061	1.50%		17,115	0.24%			
D.A. Davidson & Company		0			0			0										0	0.00%		0	0.00%			
Deutsche Bank Securities		0			3,831	0.050		3,843	0.050									7,674	1.14%		10,025	0.14%			
Donaldson Lufkin & Jenrette (DLJ)		0			0			0										0	0.00%		71	0.00%			
Drexler, Kleinwort Benson		0			135	0.050		0	0.057									1,126	0.17%		2,237	0.03%			
Factor Data Systems		0			0			0										0	0.00%		0	0.00%			
Fidelity		0			0			0										0	0.00%		3,595	0.05%			

COMMISSIONS PAID TO BROKERS BY CATEGORY OTHER EQUITY MANAGERS AND TOTALS JANUARY 1 - JUNE 30, 2001

BROKERS	ABIEL			IRRIDIAN			J & W SELIGMAN			INTQI SP 50			WILLIAM BLAIR			TOTAL			LARGE CAP TOTAL			GRAND TOTAL		
	Broker Type	Amount	Avg. p/sh	Broker Type	Amount	Avg. p/sh	Broker Type	Amount	Avg. p/sh	Broker Type	Amount	Avg. p/sh	Broker Type	Amount	Avg. p/sh	Amount	PERCENT OF TOTAL	Amount	PERCENT OF TOTAL	Amount	PERCENT OF TOTAL	Amount	PERCENT OF TOTAL	
																								Amount
Firm Albany	0	0	0	1,680	0.050	0	0	0	0	0	0	0	0	0	0	1,680	0.25%	1,125	0.07%	2,805	0.16%			
Firm Analysis Securities Corp	0	0	0	0	0	0	0	0	0	0	0	0	0	0	0	0	0.00%	2,000	0.13%	2,000	0.11%			
Firm Boston (Credit Suisse)	0	0	0	14,335	0.050	0	25,882	0.051	0	0	0	0	0	0	0	44,217	6.59%	29,411	2.15%	73,682	4.23%			
Firm Union Capital (Securities)	0	0	0	270	0.050	0	3,360	0.056	0	0	0	0	0	0	0	3,630	0.54%	1,815	0.17%	5,445	0.31%			
Fox, Pitt & Kelton	0	0	0	145	0.050	0	0	0	0	0	0	0	0	0	0	145	0.02%	3,975	0.37%	4,120	0.24%			
Frank Barzell	0	0	0	0	0	0	0	0	0	0	0	0	0	0	0	0	0.00%	2,255	0.21%	2,255	0.13%			
Frederick Billings & Ramsey	0	0	0	285	0.050	0	0	0	0	0	0	0	0	0	0	285	0.04%	0	0.00%	285	0.02%			
Friedman Global Partners	0	0	0	0	0	0	330	0.050	0	0	0	0	0	0	0	330	0.05%	0	0.00%	330	0.02%			
Firmas Selt Mager Dietz	0	0	0	0	0	0	0	0	0	0	0	0	0	0	0	0	0.00%	960	0.09%	960	0.05%			
Genoa Corporate	0	0	0	0	0	0	195	0.050	0	0	0	0	0	0	0	195	0.03%	3,796	0.35%	3,991	0.23%			
Genstar Rich	0	0	0	0	0	0	0	0	0	0	0	0	0	0	0	0	0.00%	102,120	9.59%	102,120	6.35%			
Genstar Klumier Matison	0	0	0	0	0	0	0	0	0	0	0	0	0	0	0	7,140	1.06%	1,596	0.24%	8,736	0.49%			
Genz Baebker	0	0	0	1,105	0.050	0	0	0	0	0	0	0	0	0	0	1,105	0.16%	0	0.00%	1,105	0.06%			
Goldman Sachs and Co.	0	0	0	10,524	0.050	0	3,161	0.050	0	498	0.020	0	125	0.060	0	14,309	2.15%	25,752	2.39%	40,061	2.29%			
Gooden Washlett	0	0	0	0	0	0	580	0.050	0	0	0	0	0	0	580	0.09%	0	0.00%	580	0.03%				
Gurman & Co.	0	0	0	0	0	0	0	0	0	0	0	0	0	0	0	7,103	1.06%	2,328	0.21%	9,431	0.54%			
Hambrecht & Quin	0	0	0	0	0	0	0	0	0	0	0	0	0	0	0	0	0.00%	705	0.07%	705	0.04%			
Harris Capital	0	0	0	0	0	0	0	0	0	0	0	0	0	0	0	0	0.00%	330	0.05%	330	0.02%			
Heak Executive Wenzel & Co.	0	0	0	0	0	0	0	0	0	0	0	0	0	0	0	3,126	0.47%	11,408	1.06%	14,534	0.83%			
Hoeft & Co.	0	0	0	0	0	0	0	0	0	0	0	0	0	0	0	0	0.00%	1,164	0.11%	1,164	0.07%			
IBES International	0	0	0	0	0	0	0	0	0	0	0	0	0	0	0	0	0.00%	0	0.00%	0	0.00%			
Ing Baring Partners Selt LLC	0	0	0	105	0.050	0	0	0	0	0	0	0	0	0	0	105	0.02%	60,899	5.66%	61,954	3.58%			
Investment Technology (P) (ITG)	0	155	0.010	43	0.050	0	21,664	0.040	0	660	0.030	0	0	0	0	22,322	3.35%	83,422	4.77%	105,744	6.00%			
ISI Group (Institutional Services)	0	1,291	0.020	1,598	0.050	0	6,333	0.041	0	0	0	0	0	0	0	9,274	1.38%	3,584	0.33%	12,858	0.74%			
J.P. Morgan Securities	0	0	0	0	0	0	0	0	0	0	0	0	0	0	0	5,364	0.80%	1,405	0.13%	6,769	0.39%			
J.P.K. Securities Corp.	0	0	0	0	0	0	0	0	0	0	0	0	0	0	0	0	0.00%	352	0.03%	352	0.02%			
Jacobs Securities (Partners)	0	0	0	2,145	0.050	0	9,277	0.050	0	0	0	0	0	0	0	11,422	1.70%	10,745	1.00%	22,167	1.27%			
Jamey Montgomery	0	4,329	0.050	0	0	0	0	0	0	0	0	0	0	0	0	4,329	0.64%	2,754	0.26%	7,083	0.41%			
Jones & Associates	0	1,375	0.050	0	550	0.050	4,710	0.050	0	0	0	0	0	0	0	6,635	0.99%	13,848	1.29%	20,483	1.17%			
Kerit Buynette Woods	0	0	0	0	0	0	435	0.050	0	0	0	0	0	0	0	435	0.06%	225	0.02%	660	0.04%			
Kevin Darr & Partners	0	0	0	16,680	0.050	0	0	0	0	0	0	0	0	0	0	16,680	2.48%	0	0.00%	16,680	0.95%			
Ladenberg, Thalmann & Co.	0	0	0	0	0	0	2,870	0.050	0	0	0	0	0	0	0	2,870	0.43%	31,450	2.89%	34,320	1.96%			
Laund Freres	0	174	0.060	325	0.050	0	2,675	0.050	0	0	0	0	0	0	0	3,000	0.45%	4,118	0.38%	7,118	0.41%			
Lepp Mason Wood Walker Inc.	0	0	0	8,013	0.050	0	26,073	0.052	0	129	0.030	0	0	0	0	34,215	5.09%	450	0.04%	1,720	0.09%			
Ledman Brothers	0	0	0	56	0.020	0	0	0	0	0	0	0	0	0	0	56	0.01%	0	0.00%	56	0.00%			
Liquidnet	0	0	0	0	0	0	220	0.050	0	0	0	0	0	0	0	220	0.03%	607	0.06%	827	0.05%			
Lynch Jones Ryan	0	430	0.050	0	0	0	0	0	0	0	0	0	0	0	0	430	0.06%	2,510	0.23%	2,940	0.16%			
M.F. Bahl & Company	0	2,300	0.050	0	0	0	0	0	0	0	0	0	0	0	0	2,300	0.35%	11,333	1.04%	13,633	0.78%			
M.F. King Securities (Mary Ramsey)	0	0	0	0	0	0	0	0	0	0	0	0	0	0	0	0	0.00%	0	0.00%	0	0.00%			
Morgan Investment Group	0	0	0	0	0	0	0	0	0	0	0	0	0	0	0	1,998	0.30%	0	0.00%	1,998	0.11%			

COMMISSIONS PAID TO BROKERS BY CATEGORY OTHER EQUITY MANAGERS AND TOTALS JANUARY 1 - JUNE 30, 2001

BROKERS	ARIEL		IRIDIAN		J & W SELIGMAN		INTQI SP 500		WILLIAM BLAIR		TOTAL		LARGE CAP TOTAL		GRAND TOTAL	
	Broker	Avg	Broker	Avg	Broker	Avg	Broker	Avg	Broker	Avg	Amount	PERCENT	Amount	PERCENT	Amount	PERCENT
	Type	Amount	ps/b	Type	Amount	ps/b	Type	Amount	Type	ps/b	Amount	OF TOTAL	Amount	OF TOTAL	Amount	OF TOTAL
May Davis Group	0	0	0	0	0	0	0	0	0	0	0	0.00%	1,548	0.15%	1,548	0.09%
Mayer & Schweitzer Inc.	0	0	0	0.730	0.050	0	0	0	0	0	730	0.11%	0	0.00%	730	0.04%
McDonald & Co.	0	0	0	155	0.050	0	0	0	0	0	155	0.02%	0	0.00%	155	0.01%
Merit Capital Corp.	0	0	0	675	0.050	0	0	0	0	0	675	0.10%	0	0.00%	675	0.04%
Messner	0	0	0	0	0	0	0	0	0	0	0	0.00%	7,050	0.66%	7,050	0.40%
Morgan Stanley Dean Witter	0	0	0	110	0.050	0	0	0	0	0	110	0.02%	0	0.00%	110	0.01%
NationalBase Montgomery	0	0	0	6,916	0.050	0	663	0.030	0	7,242	15,049	2.24%	31,257	3.09%	48,306	2.76%
Neuberg & Brennan	0	0	0	3,230	0.050	0	0	0	0	1,842	5,072	0.75%	1,465	0.14%	6,537	0.37%
Norges Sec.	0	0	0	2,250	0.050	0	0	0	0	1,812	4,062	0.69%	0	0.00%	4,062	0.23%
Omni Capital Markets	0	0	0	5,375	0.050	0	0	0	0	0	5,375	0.80%	0	0.00%	5,375	0.31%
OTI Limited Partnership	0	0	0	0	0	0	0	0	0	0	0	0.00%	22,545	2.10%	22,545	1.29%
Pacific America	0	0	0	0	0	0	0	0	0	0	0	0.00%	3,132	0.29%	3,132	0.18%
Piper Jaffray (US Bancorp Paper)	0	0	0	1,167	0.050	0	0	0	0	0	1,167	0.17%	0	0.00%	1,167	0.07%
Platzgrupp International	0	0	0	370	0.050	0	0	0	0	0	2,038	0.30%	665	0.06%	2,703	0.15%
Polak-Wieker	0	0	0	0	0	0	0	0	0	0	0	0.00%	1,592	0.15%	1,592	0.09%
Prudential-Bache Sec.	0	0	0	0	0	0	0	0	0	0	0	0.00%	3,425	0.32%	3,425	0.20%
Raymond James & Assoc.	0	0	0	1,525	0.050	0	2,352	0.030	0	60	156	0.02%	9,412	0.88%	14,069	0.81%
Robert Brant	0	0	0	0	0	0	0	0	0	0	4,657	0.69%	0	0.00%	4,657	0.28%
Robert Van Securities	0	0	0	0	0	0	0	0	0	0	725	0.11%	2,838	0.26%	3,028	0.17%
Robert W Baird & Co.	0	0	0	0	0	0	0	0	0	0	2,825	0.42%	5,751	0.51%	6,682	0.38%
Robinson, Stephens & Company	0	0	0	4,150	0.050	0	4,435	0.052	0	0	8,585	1.28%	0	0.00%	8,585	0.49%
Robinson-Humphrey	0	0	0	0	0	0	0	0	0	0	0	0.00%	745	0.07%	745	0.04%
Roth Capital	0	0	0	0	0	0	0	0	0	0	7,770	1.16%	0	0.00%	7,770	0.44%
SalomonSmith Barney (Shearson)	0	1,750	0.050	9,344	0.050	5,267	0.051	2,895	0.030	5,466	24,722	3.68%	37,066	3.45%	61,778	3.55%
Sanders Morris & Mundy Inc.	0	0	0	0	0	0	0	0	0	0	120	0.02%	1,560	0.15%	1,700	0.09%
Sauder Bernstein	0	0	0	555	0.051	0	0	0	0	0	3,837	0.57%	16,687	1.49%	19,904	1.14%
SBK Broeks	0	0	0	0	0	0	0	0	0	0	0	0.00%	1,500	0.14%	1,500	0.09%
Schroder & Co.	0	0	0	0	0	0	0	0	0	0	0	0.00%	810	0.08%	810	0.05%
Second Street Sec.	0	0	0	0	0	0	0	0	0	0	0	0.00%	832	0.08%	832	0.05%
Seelis & Company (Virgin Islands)	0	0	0	0	0	0	0	0	0	0	0	0.00%	4,412	0.41%	4,412	0.25%
Simmons and Company, Intl.	0	0	0	0	0	0	0	0	0	0	7,998	1.18%	0	0.00%	7,998	0.45%
Sound View Financial	0	0	0	0	0	0	0	0	0	0	1,737	0.26%	0	0.00%	1,737	0.10%
Southwest Capital	0	0	0	1,687	0.050	0	0	0	0	0	150	0.02%	0	0.00%	150	0.01%
Southwest Securities, Inc.	0	0	0	548	0.050	0	0	0	0	0	548	0.08%	0	0.00%	548	0.03%
Southwestern Capital Mktg., Inc.	0	0	0	125	0.050	0	0	0	0	0	125	0.02%	0	0.00%	125	0.01%

**COMMISSIONS PAID TO BROKERS BY CATEGORY
OTHER EQUITY MANAGERS AND TOTALS
JANUARY 1 - JUNE 30, 2001**

BROKERS	ARIEL		IRIDIAN		J & W SELIGMAN		INTQSP 500		WILLIAM BLAIR		TOTAL		LARGE CAP TOTAL		GRAND TOTAL		
	Broker Type	Amount	Avg. p/sh	Broker Type	Amount	Avg. p/sh	Broker Type	Amount	Avg. p/sh	Broker Type	Amount	Avg. p/sh	Amount	PERCENT OF TOTAL	Amount	PERCENT OF TOTAL	
Speer, Leeds & Kellogg(N)	0	72	0.030	0	255	0.050	0	0	0	0	0	0	0	0	592	0.03%	
Standard & Poor's (S&P)	0	0	0	0	0	0	0	0	0	0	0	0	0	0	6,485	0.37%	
Stephens, Inc.	0	0	0	0	0	0.050	0	0	0	0	0	0	0	0	6,805	0.39%	
Smart Frankel	0	0	0	0	0	0	0	0	0	0	0	0	0	0	1,243	0.07%	
Soto & Co., Inc.	0	0	0	0	100	0.050	0	0	0	0	0	0	0	0	100	0.01%	
T Weid Partners (Thomas)	0	0	0	0	905	0.050	0	4,430	0.053	0	0	0	0	0	6,820	0.38%	
Tucker, Anthony and Day Inc.	0	0	0	0	0	0	0	0	0	0	0	0	0	0	1,032	0.06%	
Utzberg, Turbin	0	0	0	0	375	0.050	0	0	0	0	1,032	0.060	0	0	315	0.02%	
US Clearing Corporation	0	0	0	0	0	0	0	0	0	0	0	0	0	0	2,170	0.12%	
Venzell	MO	3,855	0.050	0	2,170	0.050	0	0	0	0	0	0	0	0	3,855	0.22%	
Wachovia Securities Inc.	0	0	0	0	0	0	0	0	0	0	0	0	0	0	2,550	0.15%	
Wetburg Dillon Read (DBS)	0	0	0	0	1,285	0.050	0	5,289	0.051	0	0	0	0	0	12,846	1.38%	
Wasserten Perella	0	0	0	0	285	0.050	0	0	0	0	0	0	0	0	265	0.02%	
Wreden & Co.	0	50	0.000	0	330	0.050	0	0	0	0	6,272	0.060	0	0	265	0.02%	
Wrest Arnold & Henderson	C	7,500	0.050	0	0	0	0	7,252	0.054	0	0	0	0	0	11,027	1.03%	
William Blair & Co.	MO	2,945	0.050	0	0	0	C	19,277	0.052	0	0	0	0	0	26,777	3.98%	
William Capital Group	0	0	0	0	0	0	0	0	0	0	0	0	0	0	2,945	0.16%	
Workdox, LLC	0	0	0	0	0	0	0	0	0	0	0	0	0	0	1,671	0.09%	
		117,214			178,207			304,166			56,584		672,090	100.00%	1,075,498	100.00%	
								15,919								1,747,588	100.00%

**BROKERAGE ACTIVITY REPORT (TRADE VOLUME)
JANUARY 1 - JUNE 30, 2001**

	NTGI		BANK OF AMERICA		LINCOLN CAPITAL		MILLER ANDERSON		MDL		SMITH GRAHAM		WELLINGTON		TOTAL	
	Actual %	Target	Actual %	Target	Actual %	Target	Actual %	Target	Actual %	Target	Actual %	Target	Actual %	Target	Actual %	Target
Brokerage Program																
Chicago Based Minority & Women Firm or Contacts	28.66%	12.50%	23.29%	12.50%	0.00%	12.50%	0.00%	12.50%	92.68%	12.50%	0.86%	11.40%	0.00%	12.50%	16.91%	17.97%
MOC Minority Owned, Chicago Based Firm	0.96%		3.63%		0.00%		0.00%		0.00%		0.86%		0.00%		0.00%	4.50%
WOC Woman Owned, Chicago Based Firm	0.00%		0.00%		0.00%		0.00%		0.00%		7.76%		0.00%		0.00%	0.82%
MPC Minority Contact, Chicago Based Firm	3.85%		0.41%		0.00%		0.00%		0.00%		0.00%		0.00%		16.91%	2.69%
WPC Woman Contact, Chicago Based Firm	23.85%		19.25%		0.00%		0.00%		0.00%		2.78%		0.00%		0.00%	9.96%
	28.66%	12.50%	23.29%	12.50%	0.00%	12.50%	0.00%	12.50%	92.68%	12.50%	11.40%	12.50%	0.00%	12.50%	16.91%	17.97%
Non-local Based Minority & Women Firm or Contacts																
MCO Minority Owned Firm	0.00%		11.33%		0.00%		0.00%		0.00%		10.04%		0.00%		4.47%	3.19%
WOW Woman Owned Firm	0.00%		0.00%		0.00%		0.00%		0.00%		0.00%		0.00%		0.00%	0.00%
MP Minority Contact	0.00%		0.00%		0.00%		0.00%		0.00%		1.00%		0.00%		0.00%	0.11%
WPP Woman Contact	0.00%		4.42%		0.00%		0.00%		0.00%		7.30%		0.38%		0.38%	1.48%
	0.00%	12.50%	15.75%	12.50%	0.00%	12.50%	0.00%	12.50%	0.00%	2.50%	18.34%	12.50%	4.85%	12.50%	4.78%	12.50%
Chicago Based Firm (Including minority & women firms or contacts)	81.38%	50.00%	76.36%	50.00%	86.84%	50.00%	0.00%	50.00%	92.68%	50.00%	49.01%	50.00%	39.70%	50.00%	68.61%	50.00%

**BROKERAGE ACTIVITY BY CATEGORY
FIXED INCOME MANAGERS
JANUARY 1 - JUNE 30, 2001**

FIXED INCOME (TRADES)	C	MO	MP	MOC	MPC	O	WP	WPC	WOC	TOTAL	PERCENT OF TOTAL
NTGI Fixed Income	236,286,260	—	—	4,293,076	17,240,506	83,321,815	—	106,881,958	—	448,223,614	28.25%
	52.72%	0.00%	0.00%	0.96%	3.85%	18.63%	0.00%	23.85%	0.00%	100.00%	
Bank of America	128,080,000	27,338,000	—	8,750,000	1,000,000	19,044,000	10,677,000	46,453,000	—	241,342,000	15.21%
	53.07%	11.33%	0.00%	3.63%	0.41%	7.89%	4.42%	19.25%	0.00%	100.00%	
Lincoln Capital	343,160,000	—	—	—	—	52,025,000	—	—	—	395,185,000	24.91%
	86.84%	0.00%	0.00%	0.00%	0.00%	13.16%	0.00%	0.00%	0.00%	100.00%	
Miller Anderson	—	—	—	—	—	128,016,000	—	—	—	128,016,000	8.07%
	0.00%	0.00%	0.00%	0.00%	0.00%	100.00%	0.00%	0.00%	0.00%	100.00%	
MDL	—	—	—	56,932,924	—	4,494,872	—	—	—	61,427,796	3.87%
	0.00%	0.00%	0.00%	92.68%	0.00%	7.32%	0.00%	0.00%	0.00%	100.00%	
Smith Graham	63,016,820	16,820,408	1,669,398	1,446,081	—	54,728,860	12,226,085	4,659,216	13,003,746	167,570,615	10.56%
	37.61%	10.04%	1.00%	0.86%	0.00%	32.66%	7.30%	2.78%	7.76%	100.00%	
Wellington	33,039,852	6,477,640	—	—	24,518,054	80,395,384	553,525	—	—	144,984,457	9.14%
	22.79%	4.47%	0.00%	0.00%	16.91%	55.45%	0.38%	0.00%	0.00%	100.00%	
	803,582,935	50,636,048	1,669,398	71,422,081	42,738,560	422,225,933	23,456,610	157,994,174	13,003,746	1,586,749,483	100.00%
	50.64%	3.19%	0.11%	4.50%	2.69%	26.61%	1.48%	9.96%	0.82%	100.00%	

Broker Category Codes

WO	Woman Owned Firm	WPC	Woman Contact, Chicago Based
WOC	Woman Owned, Chicago Based Firm	MP	Minority Contact
MO	Minority Owned Firm	MPC	Minority Contact, Chicago Based
MOC	Minority Owned, Chicago Based Firm	C	Chicago Based
WP	Woman Contact	O	Other

BROKERAGE ACTIVITY REPORT BY FIXED INCOME MANAGERS JANUARY 1 - JUNE 30, 2001

BROKERS	NTCI FINED INCOME		BANK OF AMERICA		LINCOLN CAPITAL		MILLER ANDERSON		MDL CAPITAL		SMITH GRAHAM		WELLINGTON		GRAND	
	YEAR TO DATE	PER PER	YEAR TO DATE	PER PER	YEAR TO DATE	PER PER	YEAR TO DATE	PER PER	YEAR TO DATE	PER PER	YEAR TO DATE	PER PER	YEAR TO DATE	PER PER	TOTAL YEAR	PER PER
	Amount	Cent	Amount	Cent	Amount	Cent	Amount	Cent	Amount	Cent	Amount	Cent	Amount	Cent	Amount	Cent
ABN Amr/Chicago	C	\$ 2,32,023	0.51%												2,32,023	0.14%
Advest		0	0.04%												2,52,516	0.16%
American Wealth															693,372	0.04%
Amerint															2,110,581	0.13%
APS Financial														0	168,975	0.01%
Aurmet									0	4,494,873	3.10%				4,494,873	0.28%
Base One Capital Corp.	C	3,751,335	0.84%												5,553,335	0.34%
BancAmerica Securities	WPC	4,520,690	1.01%												16,146,829	1.02%
Bank of New York (BNY Capital)															21,960	0.01%
Banker Paribas	0	9,653,357	2.22%												13,067,682	0.82%
Bear Stearns & Co.	C	66,898,832	14.93%												35,200	0.00%
Blylock & Partners															2,175,400	0.14%
Chapman & Co.															9,714,534	0.62%
Chase Securities (Mushanun)															5,950,000	0.37%
CIBC Oppenheimer/ Wood Markets															18,838,000	1.19%
Citibank															29,545,154	1.86%
Countrywide															183,413	0.01%
Deutsche Bank															247,875	0.02%
DIJ Securities															2,108,001	0.13%
Fleet Albany															83,702,815	5.28%
Fleet Boston (CS)	0	75,586,310	16.86%												553,255	0.03%
Fleet Southwest															8,456,044	0.53%
Fleet Tamarac	0	20,052,059	4.47%												154,270,671	9.72%
Fleet Union Capital Markets															2,356,617	0.15%
FleetBoston Sec.															20,052,059	1.26%
Fremont Securities															18,956,100	1.19%
Gautier Rich															190,175	0.01%
GMAC Residential Pkg.															120,905	0.01%
Goldman Sachs	WPC	30,739,185	6.86%												31,205,588	2.34%
Greenwich Sec.															360,000	0.02%
Greenwich Capital															151,762,746	9.56%
															232,575	0.01%
															17,840,838	1.12%

BROKERAGE ACTIVITY REPORT BY FIXED INCOME MANAGERS JANUARY 1 - JUNE 30, 2001

BROKERS	NTGI FIXED INCOME		BANK OF AMERICA		LINCOLN CAPITAL		MILLER ANDERSON		MDL CAPITAL		SMITH GRAHAM		WELLINGTON		GRAND		
	YEAR TO DATE	PER CENT	YEAR TO DATE	PER CENT	YEAR TO DATE	PER CENT	YEAR TO DATE	PER CENT	YEAR TO DATE	PER CENT	YEAR TO DATE	PER CENT	YEAR TO DATE	PER CENT	YEAR TO DATE	PER CENT	
FIBC Sec.																	
Harvestors			0	590,000	0.23%										959,329	0.06%	
Jaffrinz & Co.															368,126	0.02%	
JP Morgan Securities	C	12,791,734	2.85%	0	6,203,000	2.57%	C	87,483,000	22.13%	0	4,360,000	3.41%	0	17,463,217	12.04%	128,777,951	8.08%
Lazard Freres															236,504	0.01%	
Legg Mason Wood															2,040,081	0.13%	
Lehman Brothers	C	13,996,335	3.15%	WPC	32,001,000	13.26%	C	22,281,000	5.64%	0	9,415,000	7.35%	0	4,740,617	3.27%	39,411,509	2.69%
Loop Capital	MOC	4,293,076	0.66%	MOC	4,380,000	1.81%							MOC	23,970,559	16.53%	45,647,381	2.88%
McDonald & Co.															441,215	0.03%	
Merill Lynch	WPC	77,652,665	17.32%	CO/WPC	48,689,000	20.17%	C	108,402,000	27.43%	0	21,974,000	18.73%	0	15,373,027	10.60%	292,316,302	18.42%
Morgan Stanley, DW															7,081,196	4.83%	
Nearman Securities															7,777,953	4.71%	
Omnes Capital															3,263,500	2.15%	
PNC Bank															3,487,560	2.41%	
Pease Webber	C	5,135,670	1.15%												37,400	0.00%	
Raymond James															37,400	0.00%	
RBC Dominion Securities															5,135,670	0.32%	
Royal Bank of Canada															1,516,740	1.05%	
Salomon Smith Barney	C	36,689,730	8.19%	WPC/WPC	32,939,000	13.65%	CO	34,650,000	8.77%	0	19,990,000	15.55%	0	108,663	0.07%		
Scotiabank															278,643	0.02%	
SG Cowi															158,438	0.10%	
Southwest Securities															17,666,826	12.19%	
Speers Leed Kelling															988,754	0.68%	
Toronto Dominion															132,559	0.01%	
Trading Edge, Inc.															132,559	0.01%	
UBS Securities															8,013,023	0.50%	
Invested Capital Partners															3,487,455	2.41%	
Wachovia Bank of GA															140,250	0.10%	
Waring Dillon Read															68,250	0.00%	
Wasserman Perella Sec.															13,399,333	9.24%	
William Capital Group															299,035	0.16%	
															6,478,839	3.87%	
															15,861,079	9.47%	
															167,570,615	100.00%	
															2,990,080	2.06%	
															144,984,457	100.00%	
															144,984,457	100.00%	
															1,586,749,483	100.00%	

Ms. Anderson moved the Report of the Committee on Investments to the omnibus.

REPORT OF THE COMMITTEE ON PENSION LAW AND RULES

2001 Pension Legislation Enacted

The Committee on Pension Law and Rules reported that the General Assembly enacted legislative measures affecting the Fund.

The committee recommended that the following report on the 2001 Pension Legislation be approved and printed in the proceedings of this meeting:

House Bill 3440 (Public Act 92-008)—appropriates \$65,044,700 for the Public School Teachers' Pension and Retirement Fund of Chicago for the 2002 fiscal year.

House Bill 3440 (Public Act 92-008)—appropriates \$50,000 for the Retired Teachers' Supplementary Payment for the 2002 fiscal year.

House Bill 2157 (Public Act 92-0416)—was signed by the Governor on August 17, 2001, thus providing for the following:

- Provides additional benefits to teacher pensioners who began receiving 1993 5+5 early retirement benefits and provides for retroactive calculation of their annuities payable in a lump sum and in an increased annuity.
- Increases from 100 days per year to 150 days per year the number of days a teacher pensioner may return to work as a substitute teacher (earning the equivalent of substitute teacher pay) before his or her pension is cancelled or suspended.
- Provides that a teacher member who retires on or after the effective date of this law with at least 30 years of creditable service at retirement may have such converted to the 2.2 augmented rate without paying additional employee contributions to the Pension Fund. A teacher member who has previously paid or is currently paying for the 2.2 upgrade will be paid a refund of such contributions along with interest at the time of his or her retirement.
- Provides that a pensioner member who retired on or after July 1, 1998 with at least 30 years of creditable service and who chose not to upgrade to the 2.2% augmented rate shall be paid an increased annuity as well as a lump sum equal to the amount he or she would have received under the 2.2% augmented rate minus the amount he or she actually received under the step rate formula retroactive to the later of July 1, 1998 or his or her date of retirement.
- Provides that a pensioner member who retired on or after July 1, 1998 with at least 30 years of creditable service and who paid contributions in order to upgrade to the 2.2 augmented rate will be paid a lump sum refund of such contributions.
- Provides that a teacher pensioner who began receiving 1994 5+5 retirement benefits may purchase additional service credit of up to 3 weeks during the month of January 1968, during which the member was prevented from working due to civil unrest or a wildcat strike. A pensioner wishing to establish this credit must apply in writing to the pension office within 30 days after the effective date of this law and pay to the pension fund additional employee contributions. After such time that such additional service credit is established with the pension fund, the fund shall recalculate the pension origi-

nally granted in order to reflect the additional service credit and pay to the pensioner an increased annuity as well as in a lump sum the difference in such pension amounts retroactive to the original date of retirement.

- Provides that a surviving spouse of a teacher or pensioner who is also a dependent beneficiary under the provisions of the Teacher Retirement System of Illinois is eligible for a reciprocal survivor's pension, provided that any refund of survivor's pension contributions is repaid to the pension fund and application is made within 30 days after the effective date of this law.

Fiscal Year 2002 Legislative Proposals Adopted

The Trustees reviewed the Pension Fund's 2000-01 legislative program prior to composing the 2001-02 legislative proposals.

Following review, a motion was made by Mr. Ward, seconded by Dr. Pilditch, and unanimously passed, to add to the legislative agenda a provision to remove post retirement teaching restrictions, subject to appropriate wording and actuarial analysis of supplemental pension benefits for returning retirees. (*Ms. Knazze was not present at the time the vote was taken.*)

A motion was then made by Mr. O'Brill, seconded by Ms. Rodriguez, and unanimously passed, to adopt the following fiscal year 2002 legislative proposals as amended. (*Ms. Knazze was not present at the time the vote was taken.*)

2001-02 Legislative Proposals

- Begin automatic annual increase (AAI) one year following retirement.
- Increase automatic annual increase (AAI) to 4% from 3%.
- Change number of years in calculation of average salary from highest consecutive four of last ten years to highest three of last ten years.
- Amend provision for contributions for leaves of absences granted in conformity with Chicago Public Schools rules to a maximum of three years.
- Reduce the number of years of service required for service retirement pension without discount from 34 years to 30 years.
- Provide an inflationary trigger mechanism when the consumer price index (CPI) exceeds 6% in any calendar year, so that the increment would be the percentage that exceeds 6% added to regular AAI of 3%.
- Provide guarantee of funding through State of Illinois appropriations in same fashion as provided for other teacher funds in Illinois, thereby shifting responsibility from the Chicago Public Schools to the State of Illinois.
- Provide ad hoc increase for pensioners.
- Support legislation for another 5 + 5 early retirement incentive for teachers and paraprofessional and school related personnel.

- Eliminate the 1½ year marriage restriction for a survivor pension, the age 55 requirement for remarriage, and the requirement that a member be married prior to retirement in order for their spouse to be eligible for a survivor pension (if marriage after retirement date, pensioner must pay back survivor refund with interest).
- Extend "55 and out" early retirement option that has been provided to all other K-12 teachers in Illinois.
- Allow a dependent beneficiary (parent or disabled adult child) to be eligible for a survivor pension.
- Provide that all optional service with Chicago Public School will be pensionable.
- Increase maximum percentage for pension from 75% to 80%.
- Provide that upon the death of a pensioner with a surviving spouse that the spouse be paid a refund of all employee contributions of the pensioner less the amount of pension payments actually received by the pensioner.
- Provide a minimum pension of \$16,000 per year for all pensioners who retired with at least 20 years of service and provide the 3% AAI.
- Increase the maximum number of sick days used to compute pension service credit from 244 to 315.
- Provide a service retirement pension for members who are 60 or older who have 10 or more years of pensionable service.
- Extend the provision that allows the 2.2 upgrade costs to be paid/deducted from a pensioner's annuity check beyond the current 6/30/2003 deadline.
- Provide a temporary disability pension, such as 40% of pay, up to 25% of the time equivalent to member's years of service.
- Provide the automatic annual increase (AAI) for pensioners receiving duty disability or reversionary pensions.
- Provide a minimum spouse or children survivor benefit equal to \$400/month per survivor.
- Pay 5% interest on refunds of contributions.
- Pay survivor contributions with 5% interest to pensioners whose survivors pre-decease them.
- Forgive a deceased teacher's 2.2 upgrade costs, and allow the 2.2 benefit to the surviving spouse of a deceased teacher.
- Provide domestic partners benefits.
- The minimum survivor pension payable upon the death of a contributor or annuitant which occurred prior to December 31, 1986, shall be 50% of the earned retirement pension.

- Allow payment for creditable service through tax deferred payroll deductions by employer.
- Extend pension fund benefits to domestic partners.
- Housekeeping changes as determined by attorney and executive director.
- Remove post retirement teaching restrictions, subject to appropriate wording and actuarial analysis of supplemental pension benefits for returning retirees.

Mr. O'Brill moved the Report of the Committee on Pension Law & Rules to the omnibus.

REPORT OF THE FINANCIAL SECRETARY

Financial Statement

The Financial Secretary presented herewith a report on the Fund's net assets, changes in net assets, and supporting reports for the year ended June 30, 2001, with the recommendation that it be approved and printed in the proceedings of this meeting.

STATEMENT OF PLAN ASSETS

	06/30/01	06/30/00
ASSETS		
Cash and cash equivalents	\$ 470,280,119	\$ 388,323,946
Receivables:		
Employer	6,676,267	13,104,552
State of Illinois	5,420,392	5,420,392
Employee	35,629,361	38,035,322
Accrued investment income	59,290,023	54,687,251
Participating teachers' accounts for contributions	1,040,587	1,161,105
Other receivables	6,056	449,449
	<u>108,062,686</u>	<u>112,858,071</u>
Investments, at fair value:		
Equity	6,157,402,950	6,782,591,136
Bonds	2,884,065,768	2,804,998,583
Real estate	557,938,843	517,133,923
Private equity	87,975,989	75,376,515
	<u>9,687,383,550</u>	<u>10,180,100,157</u>
Prepaid expenses	1,816	1,667,655
Fixed assets	213,317	80,623
	<u>TOTAL ASSETS</u>	<u>10,265,941,488</u>
	<u>10,265,941,488</u>	<u>10,683,030,452</u>
LIABILITIES		
Administrative/accounts payable	146,460,070	93,654,272
	<u>TOTAL LIABILITIES</u>	<u>93,654,272</u>
	<u>146,460,070</u>	<u>93,654,272</u>
Net assets available for benefits	<u>\$10,119,481,418</u>	<u>\$10,589,376,180</u>

STATEMENT OF CHANGE IN PLAN ASSETS

	Year Ending 06/30/01	Year Ending 06/30/00
ADDITIONS:		
Employer:		
Early retirement option	\$ 929,308	\$ 6,924,427
Federal funds	8,420,660	7,387,376
State of Illinois	65,094,700	65,094,700
Special leaves	136,280	93,129
Reciprocal collections	11,378	19,753
	<u>74,592,326</u>	<u>79,519,385</u>
Employee	151,881,507	145,458,741
Investment income:		
Interest	260,103,470	247,393,545
Dividends	84,597,807	82,756,036
Securities lending (net)	4,509,347	5,131,367
Realized gains	289,501,055	479,477,047
Unrealized gains	(803,277,272)	152,948,689
	<u>(164,565,593)</u>	<u>967,706,684</u>
Miscellaneous	65,053	209,760
TOTAL ADDITIONS	<u>61,973,293</u>	<u>1,192,894,570</u>
DEDUCTIONS:		
Refunds	9,043,026	14,719,999
Pension benefits	444,940,475	406,094,675
Death benefits	2,554,925	3,393,797
Health insurance rebate	44,052,317	26,144,939
Investment advisory & custodial	26,470,601	25,870,513
Administrative & miscellaneous	4,806,711	4,509,764
TOTAL DEDUCTIONS	<u>531,868,055</u>	<u>480,733,687</u>
NET INCREASE (DECREASE)	(469,894,762)	712,160,883
Net assets available for benefits at beginning of year	<u>10,589,376,180</u>	<u>9,877,215,297</u>
Net assets available for benefits at end of period	<u>\$10,119,481,418</u>	<u>\$10,589,376,180</u>

INVESTMENT ANALYSIS

JUNE 30, 2001

	FAIR VALUE 6/30/01	FAIR VALUE 6/30/00	FAIR VALUE 6/30/99
ASSETS			
EQUITY	\$ 6,157,402,950	6,782,591,136	6,088,575,628
BONDS	2,884,065,768	2,804,998,583	2,794,078,376
REAL ESTATE	557,938,843	517,133,923	452,770,342
PRIVATE EQUITY	87,975,989	75,376,515	11,261,968
CASH & CASH EQUIVALENT	470,280,119	388,323,946	501,491,185
	10,157,663,669	10,568,424,103	9,848,177,499
INCOME			
	Fiscal Year 2001	Fiscal Year 2000	Projected* Fiscal Year 1999
DIVIDENDS	84,597,807	82,756,036	74,423,978
INTEREST	260,103,470	247,393,544	260,631,157
SECURITIES LENDING (NET)	4,509,347	5,131,367	4,360,585
NET APPRECIATION	(513,776,217)	632,425,737	1,466,190,635
	\$ (164,565,593)	967,706,684	1,805,606,355

* Represents 10 months of actual results in fiscal year 1999 projected to 12 months for comparative purposes except for net appreciation.

- 1 In April, 1999 the Fund increased the equity portfolio target allocation from 53% to 65%. The increase of dividend income from 1999 to 2000 is due to the Fund's continued diversification into equities.
- 2 In April, 1999 the Fund reduced the fixed income portfolio target allocation from 40% to 28%. The decrease of interest income from 1999 to 2000 is due to the Fund's continued diversification of its portfolio away from fixed income into equities.
- 3 The rate of return for the year ending June 30, 2001 for the S&P 500 Index and Lehman Aggregate Index was -14.83% and 11.23%, respectively. The Fund had a rate of return of -1.47% for year ending June 30, 2001 and 9.54% and 21.40% for the year ending June 30, 2000 and ten months ended June 30, 1999.
- 4 Net appreciation for the year ending June 30, 2001 includes \$290 million of realized gains and \$803 million of unrealized losses. The decrease in net appreciation for the fiscal year 2000 was due to the decline in the Fund's rate of return (from 21.40% to 9.54%). The decline for the year ending June 30, 2001 is due to the decline in the return for this period (from 9.54% to -1.47%).

MANAGER FEE ANALYSIS AS OF 6/30/01

	MANAGERS FY 2001 MGR. FEES	FAIR VALUE 06/30/01	ANNUAL FEES ASA % OF PORTFOLIO	FY 2000 MGR. FEES
EQUITY				
<i>Domestic</i>				
NTGI Minicap	\$ 287,598	535,822,060	0.0537%	\$ 323,712
NTGI Midcap Index 400 Fund	26,058	275,412,013	0.0095%	23,604
NTGI S & P 500 Index Fund (12/20/00 Funding decreased by \$150 mil)	151,526	1,423,427,169	0.0106%	182,020 *
Ariel Capital	636,823	227,060,325	0.2805%	534,874
Brinson Partners, Inc.	765,303	250,046,139	0.3061%	751,019
Dimensional Fund Adv.	523,819	119,647,882	0.4378%	462,256
Fidelity Management	1,703,161	504,397,410	0.3377%	1,847,220
Harris Investment (Funded 5/25/99)	653,750	304,400,516	0.2148%	622,532
Holland Capital	244,973	47,086,940	0.5203%	269,859
Iridian Asset Management	756,213	115,615,013	0.6541%	722,867
J & W Seligman	1,094,220	258,205,116	0.4238%	1,170,334
New Amsterdam Partners	425,787	141,543,284	0.3008%	413,291
Oppenheimer Capital	395,483	117,244,338	0.3373%	363,921
Waddell & Reed Inv. Mgmt. (12/18/00 Funding decreased by \$100 mil)	771,837	533,868,852	0.1446%	787,323 *
William Blair & Co.	615,353	124,575,653	0.4940%	508,151
Woodford Gayed Mgmt., Inc.	159,173	20,577,174	0.7735%	182,684
Zevenbergen Capital Inc.	480,587	59,083,325	0.8134%	692,427
Internal	N/A	1,377	N/A	N/A
Total	9,691,664	5,058,014,586	0.1916%	9,858,094
<i>International Equity</i>				
Lazard Asset Mgmt. (Funded 12/2000 \$250 mil)	483,145	223,125,605	0.2165%	— *
Morgan Stanley Asset Mgmt.	1,884,791	422,351,202	0.4463%	1,845,669
Scudder, Intl Group & Emerging Market	1,607,991	338,374,513	0.4752%	1,962,668
Schroder Capital Emerging Markets	582,230	53,436,406	1.0896%	639,604
Total	4,558,157	1,037,287,726	0.4394%	4,447,941
<i>Public REITS</i>				
La Salle Inv. (Formerly: ABKB/La Salle)	458,170	102,068,466	0.4489%	320,049 *
Morgan Stanley	676,901	109,587,808	0.6177%	521,147 *
Total	1,135,070	211,656,274	0.5363%	841,196
TOTAL EQUITY	\$ 15,384,891	6,306,958,586	0.2439%	\$15,147,231

FIXED INCOME

Bank of America	\$ 135,152	103,058,063	0.1311%	\$ 154,970
Lincoln Capital (9/29/00 Funding decreased by \$30 mil)	268,794	498,648,815	0.0539%	269,922 *
MDL Capital Mgmt., Inc. (9/29/00 Funding increased by \$30 mil)	74,710	52,016,651	0.1436%	38,512 *
Miller Anderson & Sherrerd	563,330	334,848,334	0.1682%	558,407
NTQA Fixed Income index	153,329	1,561,386,047	0.0098%	147,925
Smith Graham	154,198	63,625,759	0.2424%	139,914
Wellington Mgmt. Co.	695,679	341,626,476	0.2036%	680,934
Internal	N/A	12,994,876	N/A	N/A
Total	2,045,192	2,968,205,021	0.0689%	1,990,585

REAL ESTATE

Blackstone Group	306,590	18,538,985	1.6538%	357,417 *
Capri/Capital Associates (Formerly: Capital Assoc.)	149,012	21,042,235	0.7082%	137,287
TimesSquare Real Estate (Formerly: CIGNA)	938,805	104,744,181	0.8963%	841,073 **
JP Morgan	1,892,606	176,385,302	1.0730%	1,732,896 **
Lend Lease R. E. (Formerly: Schroders)	238,576	27,337,943	0.8727%	234,318
Olympus Real Estate	327,051	22,590,598	1.4477%	375,000 *
PRISA (Funded 7/2/01)		66		**
PRISA II (Funded 7/2/01)		40		**
RREEF	755,571	60,730,474	1.2441%	587,134
SSR Tower	431,625	45,994,805	0.9384%	390,217 **
UBS Realty Inv. (Formerly: Allegis Realty)	547,591	48,478,301	1.1296%	489,489
Walton	112,814	7,736,471	1.4582%	98,732
Walton Fund II	172,191	19,177,734	0.8979%	112,944
Walton Fund III	84,806	9,275,274	0.9143%	— *
Total	5,957,237	562,032,409	1.0599%	5,356,507

ALTERNATIVE INVESTMENT

Adams Street Partners, LLC (Formerly: Brinson Partnerships, Funded 12/31/98)	642,658	20,187,963	3.1834%	327,609 *
HarbourVest Partners (Funded 5/11/99)	730,412	24,231,448	3.0143%	576,713 *
Mesirov Financial (Funded 4/14/99)	327,500	19,058,903	1.7184%	427,606 *
Pantheon Ventures Fund IV (Start funding 1/22/01)	59,902	2,479,961	2.4154%	— *
Pantheon Europe Fund (Start funding 1/8/01)	71,430	1,826,551	3.9106%	— *
Pantheon Ventures (Funded 5/25/99)	226,925	20,054,889	1.1315%	201,800 *
Total	2,058,827	87,839,715	2.3438%	1,533,728

CASH EQUIVALENT

Internal	N/A	151,006,763	N/A	N/A
TOTAL MANAGER FEES	\$25,446,147	10,076,042,494	0.2525%	\$24,028,050

* Manager fees for these managers are fees based on adjusted Market Value by the increase or decrease of their fundings and are the actual fees paid. However, they do not provide a strong comparison, since they are for less than 12 months.

** Fair Value on these accounts have not been adjusted for the pending purchases or sales at 6/30/01 in order to show the correct fee percentage.

Notes:

N/A applies to accounts for which the Fund does not pay managers fees.

ADMINISTRATIVE & INVESTMENT EXPENSE ANALYSIS

	Year-to-Date Ending 6/30/01	Budget YE 2001	%	Year Ending 6/30/00	12 month Projection YE 1999
Salaries	\$ 2,766,610	2,675,000	103%	\$2,610,503	2,269,358
Actuary fees	45,500	42,000	108%	41,750	35,000
Auditing	31,000	32,000	97%	30,500	29,500
Consulting fees	26,486	20,000	0%	27,415	20,000
Data processing expense	29,463	24,000	123%	27,163	34,475
Election expense	1,675	24,000	7%	23,987	24,394
Employee's health insurance	461,078	458,000	101%	406,940	361,868
Health insurance consulting	69,870	85,000	82%	45,730	99,985
Insurance premiums	14,452	13,000	111%	11,496	12,027
Legal fees*	162,538	100,000	163%	118,880	69,770
Legislative expense	84,809	83,055	102%	74,550	60,000
Maintenance of equipment, systems, software and support	69,930	75,000	93%	66,394	61,448
Medical fees	19,820	15,000	132%	12,998	11,588
Membership dues, conference attendance, etc.	25,946	19,000	137%	15,975	18,852
Office forms and supplies	52,296	56,000	93%	59,975	64,538
Office rent and utilities	340,266	365,000	93%	343,169	330,214
Postage	161,141	150,000	107%	149,704	104,980
Printing and binding**	212,047	150,000	141%	171,900	118,528
Studies and evaluation	—	—	0%	—	20,621
Temporary staffing	4,096	20,000	20%	36,724	40,198
Trustees' expenses	73,030	70,000	104%	53,434	63,114
Miscellaneous	74,035	60,000	123%	46,765	51,307
Total Administrative	\$ 4,726,088	4,536,055	104%	\$4,375,952	3,901,765
Custodial***	\$ 650,655	500,000	130%	\$ 549,004	572,797
Consulting	373,799	350,000	107%	284,917	379,868

Manager fees	25,446,147	25,100,000	101%	24,028,050	19,492,364
Total Investment	\$26,470,601	25,950,000	102%	\$24,861,971	20,445,029
Office equipment	\$ 216,815	75,000	289%	\$ 54,848	72,491

* Legal fees for development & implementation of disability procedures and fees associated with by-law review caused the overage.

** Printing & binding - Fees to print the revised manual of information (Sept. 2000) were not included in the budget.

*** Custodial exceeds budget due to volume & cost of international trades during FY 2001.

Mr. Silver moved the Report of the Financial Secretary to the omnibus.

REPORT OF THE PRESIDENT

Retention of the Investment Consultant

President Reilly presented the Fund's current investment consultant service agreement for review. The agreement detailed the scope of advisory services provided by Mercer Investment Consulting, Inc.

A motion was made by Ms. Anderson, seconded by Ms. Rodriguez, to extend the current investment consultant service agreement with Mercer Investment Consulting Inc. for a term of two years, beginning January 1, 2002. The motion passed by the following roll call vote:

Ayes: Ms. Anderson, Ms. Nolan, Mr. O'Brill, Mr. O'Farrell, Dr. Pilditch, Ms. Reilly, Ms. Rodriguez—7.

Nays: Mr. Silver—1.

Abstentions: Mr. Saffold—1.

(Ms. Knazze and Mr. Ward were not present at the time the vote was taken.)

REPORT OF THE EXECUTIVE DIRECTOR

Teacher-Trustee Election Location and Stipend Approved

Mr. Nehf proposed an alternate drop-off location for returning ballot boxes and conducting the teacher-trustee election due to the Wacker Drive construction. He indicated that the ballots would later be delivered to the Pension Office and tallied. He also recommended an increase in the stipend for returning each ballot box to \$15.00.

A motion was made by Ms. Anderson, seconded by Ms. Rodriguez, and unanimously passed, to increase the ballot box return stipend from \$10.00 to \$15.00, and to use Plumbers Hall as an alternate ballot drop off location for the purpose of conducting the teacher-trustee election.

REPORT OF THE HEALTH INSURANCE CONSULTANT

Long-Term Care Discussion Guide

Mr. Mitch Bramstaedt of The Segal Company presented and reviewed with the Trustees a long-term care discussion guide. Following review and discussion, Mr. Bramstaedt addressed questions raised by Trustees. The Trustees invited Ms. Karen Paul of The Segal Company to a future Board meeting for further discussion on long-term care programs.

Proposal for Administrative Review and Claims Auditing Services

Mr. Bramstaedt presented and reviewed with the Trustees the proposal for comprehensive claims auditing services. Following review, Mr. Bramstaedt addressed questions raised by Trustees.

A motion was made by Mr. Ward, seconded by Mr. O'Brill, and unanimously passed, to accept Segal's recommendation to audit sample groups (non-Medicare and Medicare) for the BCBS PPO and HMO plans at a cost not to exceed \$49,500. The motion passed by the following roll call vote:

Ayes: Ms. Anderson, Ms. Knazze, Ms. Nolan, Mr. O'Brill, Mr. O'Farrell, Dr. Pilditch, Ms. Reilly, Ms. Rodriguez, Mr. Ward—9

Nays: None.

(Messrs. Saffold and Silver were not present at the time the vote was taken.)

EXECUTIVE SESSION

A motion was made by Dr. Pilditch, seconded by Mr. O'Brill, and unanimously passed, to enter into executive session for the consideration of personnel and litigation issues. The executive session lasted from 1:20 p.m. to 2:10 p.m.

Following executive session, a motion was made by Mr. Ward, seconded by Ms. Rodriguez, and unanimously passed, to resume the regular order of business.

(Mr. Saffold was not present at the time the vote was taken.)

REPORT OF THE ATTORNEY

Legal Settlements

Mr. Joseph Burns of Jacobs, Burns, Orlove, Stanton and Hernandez, discussed with the Trustees various legal issues. After discussion, a motion was made by Dr. Pilditch, seconded by Mr. O'Farrell, and unanimously passed, to approve the legal settlements for deceased annuitants, Dorothy Fredericks, Mary Hearne, LaSalle Bank in the Margaret D. Gaethke matter, and to reject the proposed settlement offered by Lenice Vierra in the Gaethke matter.

CONTINUATION OF THE REPORT OF THE EXECUTIVE DIRECTOR

Sublease of the 12th Floor at 55 West Wacker Drive

A motion was made by Mr. O'Brill, seconded by Ms. Nolan, to approve terms of the sublease of the 12th floor, 55 West Wacker Drive, subject to final negotiations and legal review by fund legal counsel. The motion passed by the following roll call vote:

Ayes: Ms. Anderson, Ms. Nolan, Mr. O'Brill, Mr. O'Farrell, Dr. Pilditch, Ms. Reilly, Ms. Rodriguez, Mr. Silver—8.

Nays: Mr. Ward—1.

(Ms. Knazze and Mr. Saffold were not present at the time the vote was taken.)

Pension Office Scheduled Salary Increases Approved

Mr. Nehf presented the salary schedule for the Pension Office staff.

A motion was made by Dr. Pilditch, seconded by Mr. O'Farrell, to approve items 1-5 of the scheduled salary increases effective October 1, 2001 as adjusted for the 10% increase for the part time subs.

Ayes: Ms. Anderson, Ms. Nolan, Mr. O'Brill, Mr. O'Farrell, Dr. Pilditch, Ms. Reilly, Ms. Rodriguez, Mr. Silver—8.

Nays: None.

Abstentions: Ward—1.

(Ms. Knazze and Mr. Saffold were not present at the time the vote was taken.)

Payment and Tax Implications of the New 1993 5+5 Law Changes

Mr. Nehf updated the Trustees on the 1993 5+5 project. Mr. Nehf advised the Trustees of the future mailing being sent to 2,600 teacher pensioners receiving 1993 5+5 early retirement benefits in the form of a lump sum payment (recalculation of the benefit retroactive to the date of retirement) as well as a higher monthly pension. He also discussed special tax notice regarding plan payments.

OMNIBUS VOTE

On a motion by Mr. Silver, seconded by Ms. Knazze, and unanimously passed, the foregoing committee reports which were moved to the omnibus were approved.

ADJOURNMENT

On a motion by Mr. Silver, seconded by Dr. Pilditch, and passed unanimously, the meeting adjourned at 2:30 p.m.

Respectfully submitted,



Maria J. Rodriguez
Recording Secretary

REPORT OF THE PROCEEDINGS
OF THE
Board of Trustees
OF THE
**Public School Teachers' Pension and
Retirement Fund of Chicago**

Executive Session - Official Report
Friday, September 21, 2001

An executive session of the Board of Trustees of the Public School Teachers' Pension and Retirement Fund of Chicago was held Friday, September 21, 2001.

The President, Ms. Mary Sharon Reilly, called the meeting to order at 1:20 p.m. with the following members present: Ms. Anderson, Ms. Knazze, Ms. Nolan, Mr. O'Brill, Mr. O'Farrell, Dr. Pilditch, Ms. Reilly, Ms. Rodriguez, Mr. Silver, Mr. Ward—10.

Members Absent: Mr. Mayo—1.

(Mr. Saffold was not present at the time roll call was taken.)

Also in attendance were Mr. Michael J. Nehf (*Executive Director*), Mr. Joseph Burns of Jacobs, Burns, Orlove, Stanton, and Hernandez (*Legal Counsel*).

Discussion ensued regarding personnel and litigation issues. No further action was taken.

There being no further business, the executive session was adjourned at 2:10 p.m.

Respectfully submitted,



Maria J. Rodriguez
Recording Secretary

REPORT OF THE PROCEEDINGS
OF THE
Board of Trustees
OF THE
**Public School Teachers' Pension and
Retirement Fund of Chicago**

Special Meeting - Official Report
Thursday, October 18, 2001

A special meeting of the Board of Trustees of the Public School Teachers' Pension and Retirement Fund of Chicago was held Thursday, October 18, 2001 at the offices of Mercer Investment Consulting.

The President, Ms. Mary Sharon Reilly, called the meeting to order at 9:30 a.m.

ROLL CALL

Members present: Ms. Anderson, Ms. Knazze, Mr. Mayo, Mr. O'Brill, Ms. Reilly, Ms. Rodriguez, Mr. Saffold, Mr. Silver, Mr. Ward—9.

Members absent: Ms. Nolan, Mr. O'Farrell—2.

Also in attendance were Mr. Michael J. Nehf (*Executive Director*), Mr. Kevin Huber (*Chief Financial Officer*), Mr. Joseph Burns of Jacobs, Burns, Orlove, Stanton and Hernandez (*Legal Counsel*), Mr. Brad Blalock and Mrs. Stephanie Braming of Mercer Investment Consulting, Inc. (*Investment Consultant*), Ms. Kathy Stevenson of The Northern Trust (*Custodian*) and various observers and staff members.

REPORT OF THE INVESTMENT CONSULTANT

Roundtable Briefing

Mr. Brad Blalock and Mrs. Stephanie Braming of Mercer Investment Consulting, Inc. briefed the Trustees on the domestic equity brokerage policy roundtable discussion to be held at this meeting.

Aetna Life Insurance Company Transfer to UBS Realty

Mr. Michael Nehf presented a memorandum from Ms. Michele Dinn of the Townsend Group which summarized materials originally provided at the September 11, 2001 Board of Trustees meeting.

A motion was made by Mr. Silver, seconded by Mr. O'Brill, and unanimously passed, to accept the recommendation as presented in the September 26, 2001 memorandum by the Townsend Group to consent to Aetna Life Insurance Company's transfer to UBS Realty of the investment manager and fiduciary status with respect to the management of the assets held in RESA, subject to legal review.

SERVICE RECOGNITION TO TRUSTEE

The Trustees acknowledged the retirement of Dr. Walter E. Pilditch, Trustee from 1995 to 2001. A motion was then made by Mr. Silver, seconded and unanimously passed by the Board of Trustees, to record and print in the proceedings of this meeting the Board of Trustees' sincere thanks to Dr. Pilditch for his outstanding dedication and service as Trustee of the Public School Teachers' Pension and Retirement Fund of Chicago.

CONTINUATION OF THE REPORT OF THE INVESTMENT CONSULTANT

Domestic Equity Brokerage Policy Roundtable

The following investment managers and brokers participated in a roundtable discussion on domestic equity brokerage policy. Several managers and brokers joined in the discussion via conference call.

Brinson Partners, Harris Investment Management, Oppenheimer Capital, The Northern Trust, Holland Capital, Fidelity Management Trust, Woodford Capital Management, Zevenbergen Capital Management, Waddell & Reed Investment Management, New Amsterdam Partners, Berean Capital, Loop Capital Markets, Benchmark Financial Services, First Honolulu Securities, Melvin Securities.

Domestic Equity Brokerage Policy

Following review, a motion was made by Mr. Silver, seconded by Mr. Saffold, and unanimously passed, requiring the Fund's large cap domestic equity money managers direct a minimum of 30% of their brokerage business to Chicago based women and minority busi-

ness enterprises at a fixed per share cost not to exceed 4.5 cents. An additional 15% of our brokerage business shall be directed to commission recapture brokers, and an additional 5% will be directed to a minority commission recapture broker if one chooses to participate in the program. In no instance shall the amount directed by each manager to Chicago minority and woman business enterprises be less than 35% of the total brokerage business. Lynch Jones will be solicited to participate in the commission recapture program as an additional alternative to Merrill Lynch Citation. Finally, each manager may count brokerage in only one classification, (i.e. recapture or direct). Further discussion outside the motion indicated that non-compliance with the above motion would result in potential penalties, the severity of which will be determined at a later date.

A motion was made by Mr. O'Brill, seconded by Mr. Silver, and unanimously passed, to require money managers to comply on an annual basis and to submit a status report of compliance semi-annually that includes total directed brokerage to minority businesses, and the portion of this amount that was stepped out.

REPORT OF THE LEGISLATIVE LOBBYIST

2001-02 Legislative Priorities for the Fall and Spring Session

Mr. Nehf and Mr. Henry P. Anselmo of Henry P. Anselmo and Associates reviewed the 2001-02 legislative program with the Trustees. The Trustees confirmed the legislative priorities for the upcoming year.

Generally, the rationale for establishing priorities is as follows:

1. Proposals that have little or no cost to employer (A)
2. Proposals that encourage longer teaching careers (B)
3. Proposals that improve benefits equal to those received by TRS retirees (C)
4. Proposals for an ad-hoc increase for pensioners (D)

Specifically, our proposals for the year will include:

1. Begin automatic annual increase accrual one year following retirement (C)
2. Amend provision for contributions for leaves of absence up to 3 years (C)
3. Provide guarantee of funding by State of Illinois (A)
4. Provide ad-hoc increase for pensioners (D)
5. Eliminate marriage restrictions for survivor benefits (A)
6. Provide for all income to be pensionable (B)
7. Increase maximum pension percentage to 80% (B)
8. Provide for refunds of excess contributions to survivors of deceased pensioners (A)
9. Provide for a service retirement pension for members with 10 or more years and minimum of age 60 (C)
10. Extend deadline to pay for 2.2 upgrade costs by pension check deductions beyond current deadline of 6/30/03 (A)
11. Forgive deceased teacher and pensioner remaining upgrade costs if member dies before completion of payments (A)
12. Provide for minimum survivor benefits payable upon death of teacher or pensioner which occurred prior to 12/31/86 (A)
13. Allow payment for creditable service through tax deferred employer payroll deductions (A)
14. Remove retirement teaching restrictions (A, B)

EXECUTIVE SESSION

A motion was made by Ms. Rodriguez, seconded by Mr. Silver, and unanimously passed, to enter in an executive session for the consideration of executive compensation. The executive session lasted from 3:00 p.m. to 3:12 p.m.

(Messrs. Mayo and Saffold were not present at the time the vote was taken.)

Following executive session, a motion was made by Ms. Anderson, seconded by Ms. Rodriguez, and unanimously passed, to resume the regular order of business.

(Messrs. Mayo and Saffold were not present at the time the vote was taken.)

EXECUTIVE SALARY INCREASE APPROVED

A motion was made by Ms. Anderson, seconded by Ms. Rodriguez, and unanimously passed, to approve a 6.6% increase for the Executive Director.

(Messrs. Mayo, Saffold, and Ward were not present at the time the vote was taken.)

ADJOURNMENT

On a motion by Mr. Silver, seconded by Ms. Rodriguez, and by unanimous vote, the meeting was adjourned at 3:15 p.m.

Respectfully submitted,



Maria J. Rodriguez
Recording Secretary

REPORT OF THE PROCEEDINGS
OF THE
Board of Trustees
OF THE
**Public School Teachers' Pension and
Retirement Fund of Chicago**

Executive Session - Official Report
Thursday, October 18, 2001

An executive session of the Board of Trustees of the Public School Teachers' Pension and Retirement Fund of Chicago was held Thursday, October 18, 2001, for the purpose of discussing personnel matters.

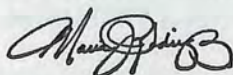
The President, Mary Sharon Reilly, called the meeting to order at 3:00 p.m. with the following members present: Ms. Anderson, Ms. Knazze, Mr. O'Brill, Ms. Reilly, Ms. Rodriguez, Mr. Silver, Mr. Ward—7.

Members absent: Mr. Mayo, Ms. Nolan, Mr. O'Farrell, Mr. Saffold—4.

Personnel matters were discussed. No action was taken.

The executive session was adjourned at 3:12 p.m.

Respectfully submitted,



Maria J. Rodriguez
Recording Secretary

REPORT OF THE PROCEEDINGS
OF THE
Board of Trustees
OF THE
**Public School Teachers' Pension and
Retirement Fund of Chicago**

Regular Meeting - Official Report
Tuesday, November 20, 2001

A regular meeting of the Board of Trustees of the Public School Teachers' Pension and Retirement Fund of Chicago was held Tuesday, November 20, 2001.

The President, Ms. Mary Sharon Reilly, called the meeting to order at 9:30 a.m.

COMMUNICATIONS

President Reilly reported receipt of a request under the Illinois Freedom of Information Act. She indicated that the Fund has complied with the request of Pensions and Investments magazine relating to materials presented at the September 21, 2001 Trustee meeting.

REPORT OF THE RECORDING SECRETARY

**Reports of the Canvassing Board, Canvassing Committees, and
Board of Education to the Board of Trustees**

The Recording Secretary presented the following communications from the Canvassing Board and Canvassing Committees, the official bodies charged with examining petitions and counting ballots in trustee elections. The Recording Secretary also presented a copy of the Board of Education Report #01-1024-CO1 as received by Michael W. Scott, President of the Board of Education, reporting Mr. Gene R. Saffold's reappointment to the Board of Trustees. The Recording Secretary recommended the acceptance of these reports.

**CERTIFICATION OF CANDIDATES
FOR THE TEACHER-TRUSTEE ELECTION ON
FRIDAY, OCTOBER 26, 2001**

The Canvassing Board reported that on October 4, 2001, petitions for the following candidates for teacher-trustee of the Public School Teachers' Pension and Retirement Fund of Chicago were examined in accordance with the provisions of Article 7, Section 7 of the Rules of the Board of Trustees. Each petition was signed by no less than two hundred teachers, was filed by the deadline of October 1, 2001, and was executed for no more than one candidate.

Therefore, the Chairman and Secretary of this Board certified to the Recording Secretary of the Board of Trustees that the following persons are entitled to be candidates for the office of trustee of the Public School Teachers' Pension and Retirement Fund of Chicago for the term indicated. They also requested that the names of candidates entitled to be placed on the ballot shall be rotated so that each name shall appear in each position, as far as possible, on an equal number of ballots.

**CANDIDATES FOR THE OFFICE OF TEACHER-TRUSTEE
FOR THREE-YEAR TERMS**

Rose Mary Finnegan
Psychologist, Austin Academy High, Johns Academy, McClellan Elementary

Patricia A. Knazze
Teacher-Librarian, Hendricks Academy

John F. O'Brill
Teacher, Nancy Jefferson Alternative High

**A REPORT BY THE CANVASSING BOARD
OCTOBER 26, 2001**

TEACHER-TRUSTEES ELECTED FOR THREE-YEAR TERMS

ROSE MARY FINNEGAN
PATRICIA A. KNAZZE

Votes Cast

Rose Mary Finnegan	8,958
Patricia A. Knazze	11,323
John F. O'Brill	8,164

Ballots Canvassed

Valid Ballots	15,202
Spoiled Ballots	241
Total Ballots	15,443

THE CERTIFICATION OF CANDIDATES FOR THE OF ELECTION OF PRINCIPAL-TRUSTEE

The Canvassing Board reported the expiration of the term of Walter E. Pilditch, trustee of the Public School Teachers' Pension and Retirement Fund of Chicago. On October 4, 2001, petitions for the following candidates for principal-trustee were examined in accordance with provisions of Article 7, Section 7 of the Rules of the Board of Trustees. Each petition was signed by no less than twenty-five principals, was filed by the deadline of October 1, 2001, and was executed for no more than one candidate.

Therefore, the Chairman and Secretary of this Board certified to the Recording Secretary of the Board of Trustees that the following persons are entitled to be candidates for the office of trustee of the Public School Teachers' Pension and Retirement Fund of Chicago for the term indicated. They also requested that the names of candidates entitled to be placed on the ballot shall be rotated so that each name shall appear in each position, as far as possible, on an equal number of ballots.

CANDIDATES FOR THE OFFICE OF PRINCIPAL-TRUSTEE FOR A THREE-YEAR TERM

Terri Katsulis
Holden Elementary

Juana Rivera-Vidal
George Washington High

Paul R. Zeitler
Mark Sheridan Academy

A REPORT BY THE CANVASSING COMMITTEE

NOVEMBER 5, 2001

PRINCIPAL-TRUSTEE ELECTED FOR THREE-YEAR TERM

TERRI KATSULIS

Votes Cast

Terri Katsulis	220
Juana Rivera-Vidal	24
Paul R. Zeitler	67

Ballots Canvassed

Valid Ballots	311
Spoiled Ballots	2
Returned & Uncast Ballots	4
Total Ballots	317

THE CERTIFICATION OF CANDIDATES FOR THE OF ELECTION OF PENSIONER-TRUSTEE

The Canvassing Board reported the expiration of the terms of Edward A. O'Farrell, Carole R. Nolan and James F. Ward, trustees of the Public School Teachers' Pension and Retirement Fund of Chicago. On October 4, 2001, petitions for the following candidates for pensioner-trustee were examined in accordance with provisions of Article 7, Section 7 of the Rules of the Board of Trustees. Each petition was signed by no less than one hundred pensioners, was filed by the deadline of October 1, 2001, and was executed for no more than one candidate.

Therefore, the Chairman and Secretary of this Board certified to the Recording Secretary of the Board of Trustees that the following persons are entitled to be candidates for the office of trustee of the Public School Teachers' Pension and Retirement Fund of Chicago for the term indicated. They also requested that the names of candidates entitled to be placed on the ballot shall be rotated so that each name shall appear in each position, as far as possible, on an equal number of ballots.

CANDIDATES FOR THE OFFICE OF PENSIONER-TRUSTEE FOR TWO-YEAR TERMS

Carole R. Nolan
David M. Peterson
Walter E. Pilditch
Zygmunt K. Sokolnicki
James F. Ward

FINAL REPORT BY THE CANVASSING COMMITTEE NOVEMBER 14, 2001

PENSIONER-TRUSTEES ELECTED FOR TWO-YEAR TERMS

CAROLE R. NOLAN
ZYGMENT K. SOKOLNICKI
JAMES F. WARD

Votes Cast

Carole R. Nolan	7,297
David M. Peterson	4,161
Walter E. Pilditch	2,699
Zygmunt K. Sokolnicki	4,445
James F. Ward	7,374

Ballots Canvassed

Valid Ballots	9,230
Spoiled Ballots	13
Returned & Uncast Ballots	49
Total Ballots	9,292

Appointment to the Board of Trustees

01-1024-CO1



Board of Education

CITY OF CHICAGO

125 SOUTH CLARK STREET - 8TH FLOOR
CHICAGO, ILLINOIS 60603

TELEPHONE (773) 553-1600

FAX (773) 553-1601

OFFICE OF THE BOARD

MICHAEL W. SCOTT
PRESIDENT

AVIS LAVELLE
VICE PRESIDENT

MEMBERS

NORMAN R. BOBINS
DR. TARIQ BUTT
MICHAEL N. MAYO
CLARE M. MURRAY
GENE R. SAFFOLD

October 24, 2001

COMMUNICATION RE: REAPPOINTMENT OF MEMBER
TO SERVE ON THE PUBLIC SCHOOL TEACHERS' PENSION
AND RETIREMENT FUND OF CHICAGO (Gene R. Saffold)

TO THE MEMBERS OF THE BOARD OF EDUCATION
OF THE CITY OF CHICAGO:

I hereby reappoint **Gene R. Saffold** to serve as a Trustee on the Public School Teachers' Pension and Retirement Fund of Chicago, with said term commencing **November 2001** and expiring **November 2003**.

Respectfully submitted,

Michael W. Scott
President

On a motion by Ms. Rodriguez, seconded by Ms. Nolan, and by unanimous vote, the reports of the Canvassing Board, Canvassing Committees, and Board of Education were accepted. (Ms. Knazze, Mr. Mayo, Mr. Saffold, and Mr. Silver were not present at the time the vote was taken.)

OATHS OF OFFICE

In accordance with the requirements of Sections 17-138 and 17-139 of the Illinois Pension Code, Ms. Rose Mary Finnegan, Mr. Terri Katsulis, Ms. Carole R. Nolan, Mr. Zygmunt K. Sokolnicki, and Mr. James F. Ward subscribed to the following constitutional oath of office.

"I do solemnly swear that I will support the Constitution of the United States and the Constitution of the State of Illinois, and that I will faithfully discharge the duties of the office of trustee of the Public School Teachers' Pension and Retirement Fund of Chicago, according to the best of my ability."

The signed oaths were filed with the documents for this meeting.

ROLL CALL

Members present: Ms. Anderson, Ms. Finnegan, Mr. Katsulis, Ms. Knazze, Mr. Mayo, Ms. Nolan, Ms. Reilly, Ms. Rodriguez, Mr. Saffold, Mr. Silver, Mr. Sokolnicki, Mr. Ward—12.

Members absent: None.

Also in attendance were Mr. Michael J. Nehf (*Executive Director*), Mr. Kevin Huber (*Chief Financial Officer*), Mr. Joseph Burns of Jacobs, Burns, Orlove, Stanton and Hernandez (*Legal Counsel*), Mr. Brad Blalock and Mrs. Stephanie Braming of Mercer Investment Consulting, Inc. (*Investment Consultant*), Mr. Sandor Goldstein of Goldstein and Associates (*Consulting Actuary*), Mr. Mitch Bramstaedt of The Segal Company (*Insurance Consultant*), and various observers and staff members.

SERVICE RECOGNITION TO TRUSTEE

A motion was made by Mr. Silver, seconded by Ms. Nolan, to record and print in the proceedings of this meeting the Board of Trustees' sincere thanks to Mr. John F. O'Brill for his outstanding dedication and service as Trustee of the Public School Teachers' Pension and Retirement Fund of Chicago from 1995 to 2001. The motion was approved by acclamation.

APPROVAL OF MINUTES

On a motion by Ms. Anderson, seconded by Mr. Silver, and by unanimous vote, the minutes of the meetings on September 11, September 21, and October 18, 2001 were approved and ordered printed. (*Ms. Knazze, Mr. Mayo, and Mr. Saffold were not present at the time the vote was taken.*)

REPORT OF THE ACTUARY

Mr. Sandor Goldstein of Goldstein and Associates reported on funding projections that he was asked to perform using several alternative assumptions regarding the Fund's rate of investment return for the fiscal year ending June 30, 2002.

Mr. Goldstein indicated that he had performed funding projections using the following alternate assumptions regarding the Fund's rate of return for fiscal year 2002: (1) +5%, (2) 0%, (3) -5%, and (4) -10%. He stated that the other actuarial assumptions that he used in the projections were similar to the assumptions used for the June 30, 2000 actuarial valuation.

Mr. Goldstein provided a summary of the results of the projects. He indicated that under each of the alternative assumptions regarding expected rate of return for fiscal year 2002, the projections indicate that the Board of Education would be required to begin making contributions to the Fund considerably sooner than anticipated in the projections based on the June 30, 2000 valuation.

REPORT OF COMMITTEE ON FINANCE

Bills

The following bills were presented with the recommendation that they be approved.

ABM INC. OF COOK COUNTY:		
1/29/03	Xerox cartirdges	\$170.00
ACE STAMP WORKS:		
9/27/01	Misc office supplies	50.47
AMERICAN EXPRESS:		
8/30/01	Flowers sent to trustee Nolan	68.95
AMERITECH:		
8/16/01	Monthly telephone service: 7/28 - 10/27/01	4,826.63
SHIRLEY ANDERSON:		
10/3/01	Reimburse airfare, IFEBP Conf., 10/5 - 10/10/01, San Francisco, CA	\$655.00
	Per diem, IFEBP Conf., 10/5 - 10/10/01, San Francisco, CA	<u>375.00</u>
		1,030.00
ANINA TRAVEL SERVICE, INC.:		
10/1/01	Airfare, IFEBP Conf., 10/5 - 10/10/01, San Francisco, CA: Knazze & Townsend	579.82
HENRY P. ANSELMO:		
9/4/01	Legislative consulting: 9/01 - 10/01	8,286.68
ATLAS STATIONERS, INC.:		
8/30/01	Misc office supplies	603.22
BAIRD & WARNER:		
9/4/01	Parking: 9/1 - 10/31/01	490.00
E.M. BARNES & ASSOCIATES:		
10/1/01	Legislative consulting: 10/1 - 12/31/01	9,322.50
BINNY'S BEVERAGE DEPOT:		
9/10/01	Beverages, trustee meeting	126.30
BROWN'S CATERING:		
10/25/01	Dinner, 10/26/01, trustee election, volunteer workers	379.00
CAHILL PRINTING COMPANY:		
9/6/01	Business cards	284.00
	Newletters	6,425.00

Bills (continued)

	Office forms	220.00	
10/25/01	Teacher trustee election ballots	<u>2,888.00</u>	9,817.00
	CASH:		
9/27/01	Reimbursement, 10/4/01, canvassing board meeting		1,000.00
	CENTRAX CORP:		
9/20/01	Meeting tapes		80.00
	CDW COMPUTER CENTERS, INC.:		
9/6/01	Computer supplies		1,654.99
	CHICAGO JOURNEYMEN PLUMBERS' HALL:		
9/17/01	Open enrollment meeting: 10/2/01	1,494.00	
9/25/01	Deposit for trustee election	<u>247.50</u>	1,741.50
	CHICAGO MESSENGER SERVICE, INC.:		
8/23/01	Delivery services: 7/29/01 - 10/14/01		521.10
	CHICAGO PRESS CORPORATION:		
9/27/01	Election supplies	2,843.00	
	Open enrollment handbook	20,590.25	
	Misc office supplies	441.00	
10/18/01	Proceeding booklets	6,458.40	
10/25/01	Pension trustee certifications	<u>2,666.00</u>	32,998.65
	CHICAGO STATIONERS INCORPORATED:		
8/30/01	Misc office supplies	1,967.98	
	Copier paper	<u>1,614.80</u>	3,582.78
	CHICAGO TRIBUNE:		
9/27/01	Annual subscription: 8/4/01 - 8/2/02		25.72
	COM ED:		
8/16/01	Electric service: 7/6/01 - 10/3/01		4,081.58
	COMPUTRONICS:		
10/11/01	Resolve system problems		3,625.00
	CORNER BAKERY:		
8/16/01	Lunch, 8/23/01, trustee meeting, trustees and guest members		345.58
	CRAIN'S:		
9/27/01	Annual subscription: 10/01 - 9/02		89.00
	GAIL DAVIS:		
10/25/01	Reimburse misc. trustee expenses		188.73
	IONE E. EAGAN:		
10/25/01	Reimburse open enrollment seminar: 10/2 & 10/3/01		31.64
	FEDEX:		
8/30/01	Delivery services: 8/25/01 - 9/26/01		610.56
	FIFTY-FIVE WEST WACKER:		
9/4/01	Rent: 9/01 - 10/01		53,774.67
	FILTERFRESH COFFEE OF CHICAGO:		
8/16/01	Water service & coffee supplies: 8/01 - 10/01		948.00
	FORMS HANDLING EQUIP. SERVICE:		
8/16/01	Change signature & update e-prom on electronic check signer		1,438.45

Bills (continued)

	GIORDANO'S:		
10/26/01	Dinner, 10/23/01, trustee election, volunteer workers.....		316.65
	GOLDSTEIN & ASSOCIATES:		
10/11/01	Actuarial services: 7/1 - 9/30/01		9,500.00
	GOVERNMENT FINANCE OFFICERS ASSOC.:		
9/6/01	Membership renewal, Nehf & Huber: 10/1/01 - 9/30/02		445.00
	HINCKLEY SPRING WATER CO.:		
8/16/01	Equipment rental & water purchase: 7/01 - 9/01.....		296.65
	KEVIN B. HUBER:		
8/30/01	Reimbursement - business calls		47.31
	IKON OFFICE SOLUTIONS:		
9/13/01	Maintenance agreement on copiers: 9/17 - 12/17/01		1,124.00
	IBM:		
10/25/01	Maintenance agreement: 10/1 - 12/31/01		2,000.13
	INTERNATIONAL FOUNDATION:		
9/27/01	Registration, IFEBP Conf., 10/5 - 10/10/01, San Francisco, CA: Silver		280.00
	JACOB, BURNS ORLOVE, STANTON & HERNANDEZ:		
8/23/01	Legal services: 7/1 - 9/30/01		29,597.59
	KINKO'S:		
8/16/01	Copies of budget for fiscal year 2002.....		168.13
	PATRICIA A KNAZZE:		
10/3/01	Accommodations balance, IFEBP Conf., 10/5 - 10/10/01, San Francisco, CA: Knazze.....		767.00
	LANIER WORLDWIDE, INC.:		
8/16/01	Repair & maintenance on copier		581.37
	LAST MINUTE GOURMET:		
9/10/01	Lunch, 9/21/01, trustee meeting.....	329.08	
9/20/01	Unused lunch of 9/11 which was donated to shelter by vendor.....	304.70	
10/1/01	Open enrollment meeting.....	976.61	
10/25/01	Lunch, 10/26/01, trustee election.....	<u>321.89</u>	1,932.28
	LEBENSON ADVANCED SYSTEMS:		
10/25/01	General consulting services.....		246.00
	MCI:		
8/16/01	Monthly long distance telephone service: 7/01 - 9/01		3,527.44
	MICROFILM EQUIPMENT & SUPPLIES, INC.:		
8/30/01	Microfilm jackets.....		501.50
	MICROSYSTEMS, INC.:		
8/16/01	Imaging of active teachers: 6/23 - 9/30/01		40,065.49
	MICROWAREHOUSE:		
10/25/01	Computer supplies.....		34.95
	MIDWEST MECHANICAL:		
8/30/01	Monthly maintenance agreement - computer room air conditioning equipment: 8/1 - 10/31/01		414.00

Bills (continued)

	ALFRED MOSSNER COMPANY:		
9/20/01	Stationery	1,004.00	
10/25/01	Health insurance rebate forms	<u>605.28</u>	1,609.28
	MRS. FIELDS COOKIES:		
10/26/01	Refreshments, 10/26/01, trustee election, volunteer workers.....		76.93
	NATIONAL CUSTOMER ENGINEERING:		
8/16/01	Maintenance contract on Prime: 8/1 - 11/30/01		2,564.00
	MICHAEL J. NEHF:		
10/18/01	Reimburse travel & misc expenses: 8/01 & 9/01		235.27
	NORTHERN TRUST COMPANY:		
10/22/01	Cash for trustee election reimbursements:		19,800.00
	volunteer workers parking reimbursement & ballot box delivery (unused cash of \$9,850 was redeposited in November)		
	PAYCHEX MAJOR MARKET SERVICES:		
8/23/01	Staff payroll services: 8/15 - 10/12/01		868.65
	PENSION & INVESTMENTS:		
8/16/01	Subscription renewal, Nehf: 9/01 - 8/02		219.00
	PHYSICIANS, DISABILITY APPLICANTS:		
	<i>Examination of Sandra Berk:</i>		
10/18/01	Richard S. Abrams, MD.....	\$195.00	
10/25/01	Harley G. Rugins, MD	<u>350.00</u>	545.00
	<i>Examination of Alice Brent:</i>		
8/23/01	Unival - Dr. Vucicevic		797.00
	<i>Examination of Alice Cason:</i>		
9/27/01	Scott A. Kale, MD.....	75.00	
9/27/01	U.S. Occupational Health, Inc.	<u>75.00</u>	150.00
	<i>Examination of Denise Davenport:</i>		
9/20/01	Richard S. Abrams, MD	195.00	
9/20/01	Harley G. Rubens, MD	<u>350.00</u>	545.00
	<i>Examination of Veronica Grayer:</i>		
9/27/01	U.S. Occupational Health, Inc.	75.00	
10/11/01	Scott A. Kale, MD.....	<u>75.00</u>	150.00
	<i>Examination of Mattye Griffin:</i>		
9/20/01	Scott A. Kale, MD.....		75.00
	<i>Examination of Patricia Griffin:</i>		
9/20/01	Scott A. Kale, MD.....	75.00	
9/20/01	U.S. Occupational Health, Inc.	<u>75.00</u>	150.00
	<i>Examination of Katherine Skontos:</i>		
8/23/01	Unival - Dr. Yadava	585.00	
8/23/01	Unival - Dr. Geller	665.00	
10/18/01	Unival - Dr. Moisan	<u>105.00</u>	1,355.00
	<i>Examination of Donna Terry:</i>		
9/20/01	U.S. Occupational Health, Inc.	75.00	
9/27/01	Scott A. Kale, MD.....	<u>75.00</u>	<u>150.00</u>
			3,917.00

Bills (continued)**PITNEY BOWES:**

8/23/01	Postage meter rental: 9/1 - 11/30/01	399.75	
8/30/01	Lease agreement: 7/30/01 - 9/30/01	1,802.00	
9/6/01	Software for mailing scale	205.00	
9/30/01	Service call on mailing scale.....	446.00	
10/11/01	Service call on mail inserter.....	<u>164.00</u>	3,016.75

PORTFOLIO MANAGEMENT & CONSULTANT FEES:*ARIEL CAPITAL MANAGEMENT, INC.:*

9/10/01	Portfolio management fee: 4/1 - 6/30/01	169,919.41	
---------	---	------------	--

BANK OF AMERICA:

9/10/01	Portfolio management fee: 4/1 - 6/30/01	40,047.00	
---------	---	-----------	--

BLACKSTONE REAL ESTATE PARTNERS:

10/15/01	Portfolio management fee: 7/1 - 9/30/01	62,033.00	
----------	---	-----------	--

BRINSON PARTNERS, INC.:

Alternative Investment

9/10/01	Portfolio management fee: 4/1 - 6/30/01	215,417.00	
---------	---	------------	--

BRINSON PARTNERS, INC.:

9/10/01	Portfolio management fee: 4/1 - 6/30/01	197,419.12	
---------	---	------------	--

DEPARTMENT OF HOUSING & URBAN DEV.:

9/10/01	Recertification fees for HUD mortgage: FYE 6/30/01	500.00	
---------	--	--------	--

DIMENSIONAL FUND ADVISORS:

9/10/01	Portfolio management fee: 4/1 - 6/30/01	141,538.95	
---------	---	------------	--

FIDELITY MANAGEMENT TRUST CO.:

9/10/01	Portfolio management fee: 4/1 - 6/30/01	402,389.00	
---------	---	------------	--

HARRIS INVESTMENT MANAGEMENT INC.:

9/10/01	Portfolio management fee: 4/1 - 6/30/01	165,356.35	
---------	---	------------	--

HOLLAND CAPITAL MANAGEMENT:

9/10/01	Portfolio management fee: 4/1 - 6/30/01	47,090.29	
---------	---	-----------	--

IRIDIAN ASSET MANAGMENT, LLC.:

9/10/01	Portfolio management fee: 4/1 - 6/30/01	197,661.12	
---------	---	------------	--

LASALLE INVESTMENT MANAGMENT:

9/10/01	Portfolio management fee: 4/1 - 6/30/01	120,752.93	
---------	---	------------	--

LAZARD ASSET MANAGMMENT:

Global Account

9/10/01	Portfolio management fee: 4/1 - 6/30/01	220,035.85	
---------	---	------------	--

LINCOLN CAPITAL MANAGEMENT CO.:

9/10/01	Portfolio management fee: 4/1 - 6/30/01	66,826.00	
---------	---	-----------	--

MDL CAPITAL MANAGEMENT, INC.:

9/10/01	Portfolio management fee: 4/1 - 6/30/01	21,650.64	
---------	---	-----------	--

MERCER INVESTMENT CONSULTING, INC.:

9/10/01	Investment consulting services: 6/01 - 7/01	40,000.00	
---------	---	-----------	--

MILLER ANDERSON & SHERRERD, LLP.:

9/10/01	Portfolio management fee: 4/1 - 6/30/01	143,849.00	
---------	---	------------	--

Bills (continued)

	<i>J. P. MORGAN INVESTMENT MANAGEMENT, INC.:</i>		
	Real Estate Account		
9/13/01	Portfolio management fee: 4/1 - 6/30/01	486,401.38	
	<i>MORGAN STANLEY DEAN WITTER INVT. MGMT.:</i>		
	Global Account		
9/10/01	Portfolio management fee: 4/1 - 6/30/01	464,383.00	
	<i>MORGAN STANLEY DEAN WITTER INVT. MGMT.:</i>		
	Real Estate Account		
9/13/01	Portfolio management fee: 4/1 - 6/30/01	175,543.00	
	<i>NEW AMSTERDAM PARTNERS:</i>		
9/10/01	Portfolio management fee: 4/1 - 6/30/01	103,428.45	
	<i>NORTHERN TRUST INVESTMENTS, INC.:</i>		
9/10/01	Portfolio management fee: 4/1 - 6/30/01	145,421.04	
	<i>THE NORTHERN TRUST CO.:</i>		
9/10/01	Custodial fees: 4/1 - 6/30/01	37,500.00	
	Credit (Step fee rebate): 1/1 - 3/31/01	(4,545.31)	
	Global custody fees: 4/1 - 6/30/01	92,835.75	
	Global transaction fees: 1/1 - 3/31/01	<u>40,540.00</u>	166,330.44
	<i>OPPENHEIMER CAPITAL:</i>		
9/10/01	Portfolio management fee: 4/1 - 6/30/01	100,404.78	
	<i>SCHRODER CAPITAL MGMT. INTL. LTD.:</i>		
9/10/01	Portfolio management fee: 4/1 - 6/30/01	133,943.86	
	<i>J & W SELIGMAN & CO., INC.:</i>		
9/10/01	Portfolio management fee: 4/1 - 6/30/01	270,605.00	
	<i>SMITH GRAHAM & CO.:</i>		
9/10/01	Portfolio management fee: 4/1 - 6/30/01	39,235.00	
	<i>THE TOWNSEND GROUP:</i>		
9/10/01	Investment consulting services: 6/30/01	31,216.72	
	<i>WADDELL & REED INVESTMENT MGMT. CO.:</i>		
9/10/01	Portfolio management fee: 4/1 - 6/30/01	175,847.93	
	<i>WELLINGTON MANAGEMENT CO., LLP:</i>		
9/10/01	Portfolio management fee: 4/1 - 6/30/01	174,940.16	
	<i>WILLIAM BLAIR & CO.:</i>		
9/10/01	Portfolio management fee: 4/1 - 6/30/01	157,419.50	
	<i>WOODFORD CAPITAL MANAGEMENT, LLC.:</i>		
9/10/01	Portfolio management fee: 4/1 - 6/30/01	34,195.77	
	<i>ZEVENBERGEN CAPITAL INC.:</i>		
9/10/01	Portfolio management fee: 4/1 - 6/30/01	101,010.00	
	<i>ZURICH SCUDDER INVESTMENTS, INC.:</i>		
9/10/01	Portfolio management fee: 4/1 - 6/30/01	<u>359,663.00</u>	5,372,474.69
	PURCHASE POWER:		
8/30/01	Postage meter refill transaction charges.....	288.60	
9/20/01	Postage by phone reset.....	<u>14,860.00</u>	15,148.60
	QBF GRAPHICS GROUP:		
9/27/01	Misc office supplies.....		1,702.85

Bills (continued)

MARY SHARON REILLY:			
10/3/01	Per diem, IFEBP Conf., 10/5 - 10/10/01, San Francisco, CA		375.00
RELIABLE:			
9/20/01	Misc office supplies.....		385.16
MARIANNE SCHURY:			
10/25/01	Reimburse open enrollment seminar: 10/3/01.....		17.04
THE SEGAL COMPANY:			
9/6/01	Retainer 2001	12,132.50	
	Self funding feasibility - 3/01	7,900.00	
	Domestic partners policy formation - 6/01	652.50	
	Domestic partners implementation - 6/01	<u>11,291.25</u>	31,976.25
SHRED - IT, INC.:			
10/4/01	Shredding of confidential data.....		353.00
UNION PEN COMPANY:			
10/4/01	Complimentary pens.....		444.04
U.S. POSTMASTER:			
9/4/01	Mailing of open enrollment materials (will be reimbursed by providers).....	23,452.60	
9/12/01	Mailing of election material.....	25,927.33	
9/14/01	Mailing of newsletter	5,711.64	
9/20/01	Postage stamps	<u>102.00</u>	55,193.57
VERIZON WIRELESS:			
8/23/01	Monthly cellular service: 8/11 - 11/10/01		134.44
WALKER PRINTERY, INC.:			
9/6/01	Misc forms and supplies	10,024.38	
9/20/01	Accounts payable checks	<u>795.71</u>	10,820.09
XO COMMUNICATIONS:			
9/6/01	E-mail charges: 8/9 - 10/8/01		<u>389.70</u>
			<u>\$5,756,055.32</u>

REPLACEMENT WARRANTS

The Committee on Finance reported that the following persons requested replacement warrants in lieu of the following described warrants which were lost or destroyed. Affidavits certifying these losses and in each case indemnifying the Fund against any liability, damage or expense which may result by reason of issuing such replacement warrants were duly filed. Therefore, the Committee recommended that warrants issued to the persons named below in the amounts indicated be duly recorded in the minutes of this meeting.

Name	Amount	Number	Date	Purpose
Adams, Don	\$60.00	180270	6/28/01	Parking/transit payment
Booker, Ora M.	1,015.02	200735	12/22/99	Health insurance rebate
Bradley, Mary B.	3,574.84	176860	10/12/00	Refund of survivor's
Brady, Therese M.	2,849.70	891621	8/1/01	Pension payment
Byrne, William	7,739.73	891693	8/1/01	Pension payment
Byrne, William	7,739.93	181308	8/30/01	Replacement

Name	Amount	Number	Date	Purpose
Carlson, Lucile	2,079.78	891706	8/1/01	Pension payment
Carlson, Lucile	2,079.78	909422	9/1/01	Pension payment
Cleland, Catherine V.	4,500.00	171819	11/24/99	Death benefit
Collins, Susie M.	360.61	161218	2/20/98	Refund of contribution
Dechter, Janet B.	1,835.96	927381	10/1/01	Pension payment
Dolan, Walter S.	306.60	212871	12/21/00	Health insurance rebate
Drake, James C.	605.27	209853	12/22/99	Health insurance rebate
Drake, James C.	1,157.72	221157	12/21/00	Health insurance rebate
Ford, Shannon	8,149.00	181470	9/13/01	Refund of contribution
Gooch, Patricia A.	1,423.17	892065	8/1/01	Pension payment
Harmon, Helen M.	1,677.00	909837	9/1/01	Pension payment
Howard, Irene	957.13	203404	12/22/99	Health insurance rebate
King, Helen V.	347.98	204045	12/22/99	Health insurance rebate
King, Helen V.	778.47	215112	12/21/00	Health insurance rebate
King, Susan H.	925.83	204052	12/22/99	Health insurance rebate
Lachman, Max	778.47	220009	12/21/00	Health insurance rebate
Low-Pegues, Vera	25,729.33	180727	8/2/01	Refund of contribution
Malee, Margaret	127.29	585462	3/1/00	Pension payment
Miller, Franklin	851.65	893728	8/1/01	Pension payment
Robnett, Tanise	932.76	181484	9/13/01	Refund of contribution
Rothfuchs, Anne	661.50	171449	10/14/99	Refund of contributions
Rundle, Henrietta	347.98	206698	12/22/99	Health insurance rebate
Stepkin, Esther P.	1,735.59	893393	8/1/01	Pension payment
Tarson, Irvin S.	464.10	298239	5/3/01	Health insurance rebate
Tasky, Perry	716.44	893873	8/1/01	Pension payment
Terry, Ernestine L.	2,561.87	893149	8/1/01	Pension payment
Torbick, Esther L.	514.41	298192	4/19/01	Health insurance rebate
Von Albade, Muriel K.	4,715.39	335214	11/1/98	Pension payment
Von Albade, Muriel K.	4,715.39	351565	12/1/98	Pension payment
Von Albade, Muriel K.	26.19	291381	12/18/98	Health insurance rebate
Von Albade, Muriel K.	4,716.38	367903	1/1/99	Pension payment
Von Albade, Muriel K.	3,840.79	416899	4/1/99	Pension payment
Von Albade, Muriel K.	3,840.79	451532	6/1/99	Pension payment
Von Albade, Muriel K.	347.98	208034	12/22/99	Health insurance rebate
Yachwan, Anna	314.25	291890	12/18/98	Health insurance rebate
Yachwan, Anna	347.98	208554	12/22/99	Health insurance rebate
Yachwan, Anna	2,030.03	684884	8/1/00	Pension payment
Yachwan, Anna	2,030.03	702021	9/1/00	Pension payment
Yachwan, Anna	2,030.03	719314	10/1/00	Pension payment
Yachwan, Anna	2,030.03	736681	11/1/00	Pension payment
Yachwan, Anna	2,030.03	754056	12/1/00	Pension payment
Yachwan, Anna	2,102.40	771410	1/1/01	Pension payment
Yachwan, Anna	2,102.40	788796	2/1/01	Pension payment
Yachwan, Anna	2,102.40	806192	3/1/01	Pension payment
Yachwan, Anna	2,102.40	823595	4/1/01	Pension payment
Yachwan, Anna	2,102.40	841016	5/1/01	Pension payment
Yachwan, Anna	2,102.40	858408	6/1/01	Pension payment
Yachwan, Anna	2,102.40	875772	7/1/01	Pension payment

Mr. Silver moved the Report of the Committee on Finance to the omnibus.

REPORT OF COMMITTEE ON CLAIMS AND SERVICE CREDITS

Pensions

The Committee on Claims and Service Credits reported that applications for pensions were presented for persons, hereinafter listed, with the recommendation that they be approved and granted in the amounts and under the conditions set forth herewith.

In the case of each applicant for service and disability pensions, the employment of the teacher has terminated, the legally prescribed minimum years of teaching service were completed and requirements with respect to age, the Illinois Retirement Systems Reciprocal Act (if applicable), and the Illinois Pension Code were fulfilled.

In accordance with the provisions of the Illinois Pension Code, each applicant for disability retirement pension was declared by two physicians appointed by the Board to be suffering from a disability which wholly and presumably permanently incapacitates him/her for teaching.

Each applicant for a survivor's or reversionary pension furnished proper evidence of his/her right to receive such benefits.

Name of Member	School or Final Status	Yrs of Service	Effective Date	Annual Pension
<i>Optional Service Retirement Pensions</i>				
Alexander, Jennett C.....	Washington High.....	37.800	6/16/01	\$43,809
Allen, Virginia R.....	King High.....	38.350	8/1/01	43,999
Arneri, John.....	Nightingale.....	36.700	8/11/01	79,740
Binion, Celoius.....	Burke.....	31.350	8/28/01	39,964
Bradford, Frederica L.....	Mann.....	37.850	8/2/01	45,016
Bradley, Madeline J.....	Central Office.....	33.550	8/17/01	48,941
Butler, Cory J.....	Mather.....	35.200	10/6/01	45,854
Campbell, Elizabeth P.....	Kelvyn Park High.....	29.650	7/1/00	36,348
Carroll, Bessie L.....	York.....	35.950	8/11/01	52,878
Carter, Rose M.....	Oglesby.....	36.850	7/30/01	45,779
Carter, Wilhelmina.....	Aldridge.....	27.000	9/8/01	36,959
Castlen, JoAnn.....	Clemente High.....	20.500	6/22/01	27,439
Clarkston, Emmerine A.....	Evers.....	51.350	6/16/01	72,879
Clotley, Jean A.....	City Wide.....	37.800	6/16/01	46,583
Cobb, James D.....	Lindblom.....	39.250	8/3/01	46,583
Cornish, Josephine.....	Songhai.....	30.600	8/20/01	31,229
Cori letti, August B.....	Hanson Park.....	40.400	9/14/01	44,815
Cotton, Charles P.....	CTU.....	38.450	8/8/01	67,192
Crosby, Ronald F.....	Tilden.....	15.700	8/25/01	17,063
Cruz, Julio.....	Region #2.....	34.100	6/30/01	74,982
Culhane, Roberta M.....	Wright.....	25.450	8/24/01	25,557
Curtis, Ella D.....	Earle.....	10.850	8/1/01	8,262
Damasauskas, Robert A.....	Hubbard High.....	35.350	6/16/01	41,911
Daniels, Kathleen A.....	Beat Practice High.....	35.050	6/16/01	45,940
Davis, Eutha.....	Olive CPC.....	34.600	8/1/01	50,356

Name of Member	School or Final Status	Yrs of Service	Effective Date	Annual Pension
<i>Optional Service Retirement Pensions (continued)</i>				
Dervin, Eunice P.	Westinghouse	12.100	7/16/01	7,249
Dunlap, Cathelene	King High	34.150	7/23/01	46,583
Edwards, Arthur L.	Orr High	34.650	6/16/01	47,603
Edwards, Lillian A.	South Loop	30.000	6/16/01	39,366
Eiland, Mattie R.	Bradwell	32.250	7/30/01	39,694
Eisenberg, Norman	Jordan	30.700	6/28/01	37,786
Epps, Lorraine J.	Douglas	8.000	10/18/01	5,934
Evans, Pamela R.	Drew	34.250	8/24/01	44,044
Everhart, Bernice C.	Harper High	27.200	8/10/01	41,637
Fenster, Leslie R.	W. Young High	34.650	6/16/01	46,583
Foley, Mary E.	Wright	40.250	7/26/01	45,649
Ford, Ruby J.	Region 6	40.600	6/30/01	74,849
Foster, Diane	Granville	34.900	7/14/01	65,497
Foster, Judith L.	Central Office	34.450	9/20/01	75,861
Fowler, Marlis L.	Sullivan	35.200	6/16/01	46,765
Fried, Roberta B.	Lara	27.350	8/10/01	37,476
Garcia, Nellie L.	Darwin	34.000	6/16/01	43,809
George, Mary Jo	Ruiz	23.350	6/27/01	29,930
Gill, Kenneth P.	Portage Park	36.450	8/14/01	43,809
Glass, Carter	Burnside Acad.	32.300	9/1/01	37,429
Goldman, Robert C.	Senn High	37.150	8/16/01	46,583
Grant, Larry B.	Beasley Magnet	43.400	7/28/01	74,230
Gray, Jesse	Burke	43.400	8/28/01	44,734
Gray, Willie L.	Harvard	34.550	7/27/01	45,659
Griffin, Inez	Fernwood	32.600	8/28/01	43,047
Grissett, Diane	Gompers	34.150	8/11/01	69,585
Hager, Sheila F.	Gallistel	39.400	8/7/01	41,960
Hofslund, Jr., Joel N.	Kenwood Acad.	34.000	6/30/01	46,583
Hudson, Anne J.	Central Office	37.450	7/14/01	54,873
Hudson, Lillie R.	Marshall Acad.	5.200	7/11/01	2,347
Jackson, Doris I.	Near North	33.300	6/16/01	51,071
Jackson, John L.	Locke	33.150	6/16/01	42,600
James, Charles H.	Bogan High	26.250	9/1/01	35,712
Johnson, Leon L.	Williams	37.100	9/22/01	46,731
Jordan, Dorothy L.	Farragut High	27.850	8/16/01	34,278
Kahn, Linda J.	Jenner	33.100	6/17/01	40,630
Kerwin, Kathryn A.	Canty	23.100	6/16/01	31,620
Kolettis, Kostoula	Taft High	31.250	9/8/01	38,531
Kuchvalek, Ronald	Mozart	20.500	6/16/01	26,900
Latson, Cora L.	Revere	22.750	8/30/01	20,206
Lawrence, Carolyn N.	Kenwood Acad.	37.800	6/16/01	39,383
Lee, Ruthie L.	Madero Middle	20.650	8/10/01	23,487
Lewis, Lula P.	Hyde Park High	36.500	6/16/01	43,809
Liberles, Michael S.	Crane High	34.150	6/16/01	41,960
Lucas, Essie M.	Tilden	32.250	7/28/01	70,895
Lyke, Hattie R.	West Pullman	34.700	6/16/01	44,734
Mackey, Nancy J.	White Car Acad.	23.950	6/15/01	30,256
Mamula, Larry M.	Robeson High	34.650	6/16/01	41,960

Name of Member	School or Final Status	Yrs of Service	Effective Date	Annual Pension
<i>Optional Service Retirement Pensions (continued)</i>				
Maraldi, Madeleine D.....	Irving	38.150	8/11/01	75,974
Martin, Emma J.	Marshall.....	34.650	7/15/01	54,304
Martin, Madaline	Goudy	17.100	8/1/01	20,423
Mazurek, John C.....	Casals.....	35.400	8/11/01	76,496
McClendon, Lucinda J.	South Shore High	24.200	7/19/01	24,795
McNeal, Melvin	Harvard	31.600	8/9/01	38,894
Meyers, Ellen A.	Murphy	21.000	6/16/01	28,126
Miedema, Ronald W.	Smith	33.950	8/27/01	46,518
Mitchell, Alberta L.	Hendricks.....	31.200	6/30/01	51,213
Mitchell, Beatrice E.	Simeon Car. Acad.	39.000	9/8/01	46,267
Mitchell, Edward B.	Substitute	10.150	6/29/01	4,820
Mosley, Janet L.	Gunsaulus Acad.	27.450	9/22/01	23,650
Moynihan, Noreen M.	Kennedy.....	40.600	8/26/01	46,583
Murphy, Helen M.	Region 2.....	36.300	8/11/01	55,344
Murry, Edna E.	Altgeld.....	36.200	8/10/01	43,809
Myers, Barbara R.	Reilly	37.300	9/1/01	41,960
Neal, Audrey D.	Wadsworth.....	28.950	6/30/01	38,773
Nelder, Byron A.	Bethune.....	36.050	8/11/01	58,862
Nellum-Lantz, Olia M.	Bowen High.....	36.100	7/17/01	46,583
Newman, Judy H.	Harper High.....	38.550	8/20/01	46,583
O'Keefe, Margaret J.	Armstrong.....	44.100	8/11/01	71,617
Olowoyeye, Dorothy M.	White	31.600	6/30/01	52,711
Olsen, Virginia F.	Kelly High	36.050	8/24/01	46,583
O'Malley, Noreen T.	McAuliffe	33.950	8/6/01	45,940
Opfer, Rhonda M.	Jones Magnet.....	34.800	7/18/01	49,164
Parker, Delcine J.	Avalon Park	32.100	9/5/01	39,509
Pearson, Jeanette V.	Austin High	34.600	8/29/01	48,339
Peppers, Albert E.	Dett	43.000	8/25/01	59,374
Ponticelli, Clarene J.	Marin	34.100	6/29/01	44,967
Preston, Marjorie A.	Substitute	11.250	6/21/01	4,337
Pulaski, Alan J.	Near North High	22.600	6/16/01	35,587
Pullen, Earnestine	Raymond	31.000	6/30/01	43,196
Rankins, Ida M.	Mason	39.150	8/29/01	41,960
Ricks, Margarette F.	Tesla High.....	38.450	7/11/01	43,809
Roberts, Ramona D.	Esmond	14.200	8/30/01	17,182
Rodriquez, Mercedes	Kelvyn Park High	33.950	7/5/01	46,865
Rosado, Noel	Whitney	24.650	6/10/01	40,052
Rosen, Jane A.	Newberry	25.850	8/1/01	26,029
Sampson, Dionioes M.	Teachers Acad.....	34.000	8/11/01	60,094
Scalia, Angela M.	Holden	34.750	7/25/01	41,960
Scopelite, Camellia P.	Hirsch Metro.....	36.900	8/10/01	43,809
Scott, Carol H.	Central Office	37.700	7/28/01	58,318
Scott, Dorothy J.	Perspectives Charter	25.750	6/16/01	33,025
Shuford, Dorothy R.	Dunne	31.150	7/24/01	40,030
Sienkiewicz, Ronald G.	Prosser Acad.....	34.050	6/16/01	54,480
Sims, Leonard G.	Lane Tech High	23.700	6/16/01	29,170
Skelton, Bernice D.	Howland	8.850	8/20/01	9,588

Name of Member	School or Final Status	Yrs of Service	Effective Date	Annual Pension
<i>Optional Service Retirement Pensions (continued)</i>				
Slack, Leroy	Hyde Park High	42.400	9/22/01	54,338
Smith, Eddie L.	Bethune	36.250	8/11/01	44,518
Smith, Georgia L.	Region #6	40.050	8/25/01	49,606
Snyder, Dolores J.	Shoemith	41.450	9/3/01	46,865
Sokas, Michael J.	Hyde Park	30.350	9/12/01	28,974
Spears, Gloria H.	Kohn	37.100	8/3/01	46,583
Stancy, Walter T.	Central Office	39.600	8/7/01	55,961
Strance, Robert J.	Farragut Acad.	32.700	6/16/01	44,429
Sumlin, Mariam B.	Central Office	18.850	9/8/01	19,710
Sweeney, Nancy M.	M. Sheridan	35.200	6/16/01	41,960
Tate, Willie C.	Bethune	37.400	8/28/01	41,744
Taylor, Jr., Julius C.	Central Office	24.200	6/30/01	42,224
Thomas, Rosie	Bowen High	28.450	8/3/01	38,885
Thompson, Ernie D.	Steinmetz High	38.200	8/28/01	46,581
Thompson, Floyd T.	Wells High	30.900	9/14/01	37,826
Toefield, Tyrone X.	Dunbar Voc. High	32.400	7/23/01	45,043
Travieso-Parker, Lourdes L.	Central Office	8.300	8/22/01	9,563
Uribe, Maria S.	Jackson	24.250	6/16/01	32,478
Wade, Valora W.	Englewood High	36.000	6/16/01	45,946
Walsh, Kathleen M.	Ogden	38.050	8/3/01	41,960
Walters, Sheryl L.	Citywide	35.300	6/16/01	56,032
Walton, Ruby J.	Sherman	31.200	8/27/01	38,401
Walton, Teretha J.	Cather	33.000	8/11/01	67,459
Watts, Audrey M.	Dist. #9	5.800	9/1/94	3,015
West, Dolores R.	Armstrong	25.250	7/16/01	31,078
West, Ellen R.	Casals	38.250	6/30/01	43,893
West, Lillian L.	Bowen High	35.200	6/16/01	55,736
White, Constance B.	Fenger Acad.	42.100	7/23/01	45,763
White, Marcia A.	Kilmer	27.450	10/24/01	21,784
Wilkerson, Vera	Grant	35.850	8/22/01	43,809
Williams, Augustine B.	Frazier	34.400	9/22/01	44,876
Wooten, Helen C.	Vanderpoel	35.200	6/30/01	71,083
Zeman, Susan M.	City Wide	17.300	8/1/01	21,437

Disability Pensions

Brent, Alice O.	Foundations	29.200	8/24/01	\$39,453
Clay, Willie L.	Bowen High	22.650	3/20/01	21,747
Griffin, Patricia A.	Ashe	26.300	6/17/01	32,370
Terry, Lonzo E.	Kellman	28.950	8/17/01	36,405
Torres, Dianne M.	Lowell	26.760	9/23/00	31,752

Duty Disability Pension

Higgenbotham, Ann M.	Morton Car. Acad.	34.000	4/12/96	\$12,475
----------------------	-------------------	--------	---------	----------

Reciprocal Retirement Pensions

Amerio, Marsha E.	Former	1.700	6/9/01	\$2,203
Anderson, William R.	Former	2.850	6/12/01	4,697

Name of Member	School or Final Status	Yrs of Service	Effective Date	Annual Pension
<i>Reciprocal Retirement Pensions (continued)</i>				
Angel, Helen K.....	Former	4.200	7/1/01	4,248
Arrington, Maurice L.	Former	2.500	5/26/01	4,491
Arrington, Sarah B.	Beasley	30.100	6/16/01	36,996
Bacon, Cuttie W.....	Paz Charter	7.675	8/15/01	13,432
Bahner, Barbara A.	Former	12.719	6/30/01	20,651
Bilowich, Elaine	Former	3.450	6/8/01	6,239
Burke, Roseann	Hanson Park.....	30.000	6/18/01	41,117
Canik, Orrel G.	Former	1.000	6/7/01	1,810
Clarke, Margaret C.	Former	9.945	6/9/01	10,965
Collins, Susie M	Morse.....	10.644	8/23/01	11,779
Connolly, Regina J.....	Central Office	27.900	8/11/01	47,024
Conrad, Carol J.....	Former	2.200	6/14/01	2,651
Curry, Rayevelyn.....	Former	1.000	6/9/01	1,127
Dolsh, Diane M.....	Former	8.625	9/6/01	11,184
Gertz, Carole J.....	Ogden	10.894	7/30/01	14,269
Goldberg, Lois A.	Prescott	4.200	6/8/01	4,295
Golden, Christine.....	Former	1.700	7/1/01	3,135
Harlow, Renet C.	Reavis.....	30.950	8/4/01	41,646
Harwell, Edwina S.....	Henry	13.117	6/16/01	8,670
Hendricks, Leon	Central Office	12.889	6/30/01	22,705
Herts, Nancy K.....	Former	2.550	6/12/01	2,909
Hicks, Evelyn A.....	Bradwell	22.875	6/30/01	28,146
Joseph, Mark L.....	College.....	3.000	6/1/01	3,667
Katich, Steve.....	Mireles Acad.....	23.400	6/16/01	28,799
Kelly, Diane J.....	Former	22.911	6/9/01	37,685
Kimbrough, Alberta B.....	Lawrence	26.964	6/16/01	36,845
Kincanon, Michael B.....	Former	2.000	6/30/01	3,979
Kupczyk, Kathleen V.....	Former	1.400	6/12/01	1,729
Lubarski, Diane C.....	Former	9.464	6/7/01	9,060
Malek, David K.....	Former	1.000	7/1/01	2,503
Mallidis, Maria P.....	Former	3.650	6/12/01	6,223
Manley, Regina E.....	Former	22.244	6/9/01	50,244
Maxen, Marilyn.....	Mayer.....	3.300	6/8/01	5,187
McCaw, Gretchen S.....	Former	7.000	6/14/01	11,258
Miklos, Barbara L.....	Former	6.725	6/9/01	9,587
Miller, Richard G.....	Former	3.000	6/8/01	5,945
Murphy, Thomas R.....	Former	2.600	6/30/01	5,898
Ness, Barbara A.....	Former	1.225	6/16/01	1,717
Norris, William B.....	Woodson South.....	30.000	8/1/01	38,552
Okrent, Inez E.....	Former	3.950	6/8/01	3,895
Olen, Linda G.....	Former	1.000	6/14/01	1,256
Roche, Jeremy P.....	Former	2.450	6/9/01	4,411
Roos, Barbara M.....	Former	5.600	6/1/01	5,240
Sattler, John F.....	Former	1.950	6/12/01	4,514
Silvers, Penny S.....	Former	1.950	6/12/01	3,007
Steele, Robert R.....	College.....	2.000	10/1/01	1,100
Sullivan, Virginia.....	Former	3.700	6/14/01	6,463
Thomas, Alva D.....	Dvorak	13.194	6/18/01	17,672

Name of Member	School or Final Status	Yrs of Service	Effective Date	Annual Pension
<i>Reciprocal Retirement Pensions (continued)</i>				
Thornton, Mary T.	Former	1.200	6/13/01	526
Trojan, Jennifer R.	Former	21.050	6/7/01	29,130
Tucker-Smith, Sandra	Douglas Acad.	22.125	6/25/01	20,154
Tyree, Earlene M.	Talcott	31.883	7/26/01	42,702
Wilson, Velma R.	Central Office	26.208	6/30/01	39,486
Wister, Antonia	Pullman	28.177	6/29/01	36,773
Yukich, William J.	Former	2.950	6/5/01	6,425
<i>Survivors' Pensions</i>				
Azhari, Abdul G.	16.250	9/1/01	\$4,550
<i>(Spouse of Lila S. Azhari, deceased pensioner)</i>				
Boutte, Robert E.	37.950	9/1/01	28,201
<i>(Spouse of Gwendolyn G. Boutte Harris, deceased pensioner)</i>				
Cerny, Bernice D.	32.667	8/1/01	8,419
<i>(Spouse of Bruce L. Cerny, deceased pensioner)</i>				
Cole, Chavis V.	31.400	8/1/01	14,011
<i>(Spouse of Inez Cole, deceased pensioner)</i>				
Coyle, Rita S.	15.000	7/1/01	9,638
<i>(Spouse of Cornelius J. Coyle, deceased teacher)</i>				
Davis, Percy D.	11.450	8/1/01	4,800
<i>(Spouse of Evelyn S. Davis, deceased pensioner)</i>				
Dubray Joseph J., Sr.	27.350	2/1/01	11,648
<i>(Spouse of Dorothy A. DuBray, deceased pensioner)</i>				
Foley, Edward E.	20.200	7/1/01	8,227
<i>(Spouse of Marjorie L. Foley, deceased pensioner)</i>				
Gaynor, Jewel	30.800	9/1/01	13,017
<i>(Spouse of Melvin Gaynor, deceased pensioner)</i>				
Gierke, Catherine A.	36.750	10/1/01	17,073
<i>(Spouse of Norman W. Gierke, deceased pensioner)</i>				
Hicks, Carolyn J.	17.500	9/1/01	6,745
<i>(Spouse of Elvin A. Hicks, deceased pensioner)</i>				
Jacobsen, John J.	31.700	8/1/01	9,890
<i>(Spouse of Mary H. Jacobsen, deceased pensioner)</i>				
James, Dewey J.	30.078	6/1/01	16,979
<i>(Spouse of Bessie M. James, deceased pensioner)</i>				
Jordan, Earnest K.	36.550	6/1/01	11,352
<i>(Spouse of Dorothy F. Jordan, deceased pensioner)</i>				
Lesser, Kathryn	42.000	9/24/01	18,693
<i>(Spouse of Morton Lesser, deceased teacher)</i>				
May, Annie L.	33.350	1/17/01	19,331
<i>(Spouse of Ben A. May, deceased teacher)</i>				
Moeglich, Jean	35.800	7/1/01	19,328
<i>(Spouse of Ray W. Moeglich, deceased pensioner)</i>				
Myers, Sammie M., Jr.	7.000	8/1/01	2,897
<i>(Spouse of Minnie L. Myers, deceased pensioner)</i>				
Reed, Helen J.	35.050	8/1/01	7,202
<i>(Spouse of Elwyn L. Reed, deceased pensioner)</i>				
Richard, Joyce J.	29.650	9/1/01	8,962
<i>(Spouse of Donald Richard, Sr., deceased pensioner)</i>				
Sanders, Richard H. Jr.	33.850	4/26/01	20,715
<i>(Spouse of Lynnette E. Sanders, deceased teacher)</i>				

Name of Member	School or Final Status	Yrs of Service	Effective Date	Annual Pension
<i>Survivors' Pensions (continued)</i>				
Saxner, Rubin I. (Spouse of Evelyn Saxner, deceased pensioner)		21.754	9/1/01	9,070
Schoenfeld, Myra R. (Spouse of Donald Schoenfeld, deceased pensioner)		39.750	9/1/01	19,744
Simms, Roberta V. (Spouse of Kenneth W. Simms, deceased pensioner)		38.000	8/1/01	20,384
Smith, LaRaine (Spouse of Jason Smith, deceased teacher)		30.800	7/31/01	18,954
Street, Nettie (Spouse of Andrew J. Street, deceased pensioner)		38.950	9/1/01	19,684
Szymbeko, Barbara (Spouse of Thomas Szymbeko, deceased teacher)		2.150	6/7/01	4,364
Warton, Dorothy (Spouse of Michael W. Warton, deceased pensioner)		14.950	7/1/01	7,486
White, Amanda M. (Spouse of Thomas White, deceased teacher)		15.550	4/10/01	6,466
Williams, Etta B. (Spouse of Dennis Williams, deceased pensioner)		38.000	8/1/01	23,542
Williamson, Chester (Spouse of Marion O. Williamson, deceased pensioner)		38.000	8/1/01	22,017
Zgoda, Valerie C. (Spouse of John E. Zgoda, deceased pensioner)		4.000	11/1/96	2,663

Reversionary Pension

Gierke, Catherine A. (Spouse of Norman W. Gierke, deceased pensioner)		36.750	10/1/01	\$17,871
---	--	--------	---------	----------

Summary of Pensions Granted

Type of Pension	At This Meeting	Total Approved This Fiscal Year
Optional service retirement pensions	153	552
Reciprocal service retirement pensions	57	168
Disability retirement pensions	5	12
Duty disability retirement pensions	1	1
Survivors' pensions	32	73
Reversionary pensions	1	2

Cancellation of Pensions

The Committee on Claims and Service Credits reported that pursuant to the law, the pensions of the following persons were cancelled upon the date of attainment of legal age. The Committee recommended that the cancellations shown below be confirmed and reported in the proceedings of this meeting.

Name	Reason	Type of Pension	Rate of Pension	Date Cancelled
Blakely, Michael	Legal Age	Survivor	\$412.00	10/1/01
Harris, Kevon	Legal Age	Survivor	412.00	9/1/01
Kendall, Nyia	Legal Age	Survivor	0.00	9/1/01
Neary, William S.	Legal Age	Survivor	2,068.66	9/1/01
Simon, Rebecca	Legal Age	Survivor	275.15	9/1/01

Revision in Rate of Pensions

The Committee on Claims and Service Credits reported that changes in salary credits after pensions were granted necessitate the following revisions. The Committee recommended that (1) these revisions be approved, (2) the records of the Fund be changed accordingly, and (3) adjustments be authorized for pension payments made prior to this date, as applicable.

Gailani, Mohammad S.....	Increase the annual rate of pension from \$33,623.88 to 36,753.12.
Suhr, Frederick D.	Increase the annual rate of pension from \$27,237.84 to \$32,349.36.

Death Benefits

The Committee on Claims and Service Credits reported that documents pertaining to claims for death benefits were examined and verified, and recommended approval thereof.

In support of these claims, the Committee reported that death benefits were for persons whose dates of death were certified and whose heirs, beneficiaries, administrators or executors furnished proper evidence to receive such payments.

Single Payment Benefit of Death of Teachers:

<i>DECEASED</i>	<i>BENEFICIARY</i>	
Berry, Shirley	Mary Gallimore	\$10,000.00
Biles, Sherise	Vivian Biles	7,299.52
Dailey, Mary	Ranita Dailey	10,000.00
Kidd, Paulette	Penelope Beasley	10,000.00
Lundergan, Jean	Amber Lundergan	3,333.33
	Heather Lundergan	3,333.34
Martin, Velma	Xavier Sledge	2,000.00
May, Ben A	Annie May	3,333.34
	Benitta May-Harris	3,333.33
	Annie L May, Guardian	3,333.33
Meneal, Bobbie	Linda Mohr	10,000.00
Pecora, Robert Lee	Elizabeth Pecora	10,000.00
Szymecko, Thomas	Barbara Szymecko	2,950.64
Taylor, Mary A	Jessica Taylor	10,000.00
Whitaker, Shirley	Joseph Whitaker	10,000.00
White, Thomas	Brandon Harper	5,000.00
	Kathy Richardson, Guardian	
	Amanda White	5,000.00
		<u>\$108,916.83</u>

Single Payment Benefit of Death of Pensioners:

<i>DECEASED</i>	<i>BENEFICIARY</i>	
Aley, Esther L	Janet Lynn Aley	\$5,000.00
Anglin, Jr, Walter H	Monique Anglin Jarich	2,500.00
	Walter H Anglin, III	2,500.00
Azhari, Lila S	Abdul G. Azhari	2,500.00
Beach, Marguerite A	Barbara Beach	5,000.00
Becker, Millie A	American Natl Bk & Trust Co Of Chicago	5,000.00
Bittner, Mildred M	Carl Bittner	2,500.00
	Leona M Bittner, Trustee	2,500.00
Blitz, Grace Clark	Donald N Blitz	2,500.00
	Clark Louis Blitz	2,500.00
Boe, Myrtle E	Violet Harrington, Pers Rep	5,000.00
Bolan, Juanita E	Geraldine Williams Auguillard	5,000.00
Boutte, Gwendolyn E	Robert E Boutte	5,000.00
Brost, Eileen Marie	School Sisters Of St Francis	5,000.00
Calverley, Harriet R	Lillian Wegener	5,000.00
Campbell, Pauline S	Lake Region Conf Assoc	5,000.00
Cerny, Bruce L	Bernice D Cerny	5,000.00
Chell, Evelyn L	James A Chell	1,666.67
	Theodore E Chell	1,666.67
	Faith M Gose	1,666.66
Cole, Inez	Chavis V Cole	5,000.00
Coyle, Cornelius J	Rita S Coyle	5,000.00
Cummins, Margaret K	Mildred Meriwether	5,000.00
Davis, Evelyn S	Percy D Davis	5,000.00
Drew, Doreen G	Christopher M Drew Trust	5,000.00
Dubray, Dorothy A	Estate Of Joseph J Dubray	5,000.00
Dytch, Lucille	Gail Schaffner	5,000.00
Foley, Marjorie A	Edward E Foley	10,000.00
Folzer, Betty	Cynthia Folzer	1,666.67
	Sandra Folzer	1,666.67
	Laura Napier	1,666.66
Friedman, Frances A	Franklin Friedman	2,500.00
	Joni Seltz	2,500.00
Gaynor, Melvin	Jewel Gaynor	5,000.00
Gierke, Norman W	Catherine A Gierke	5,000.00
Gladstone, Margaret B	Margaret G Dwyer	5,000.00
Gogins, Rose E	Eunice Davis	5,000.00
Graves, Irma G	Tracey Graves-Mcdaniel	1,666.67
	Merritt B Graves	1,666.67
	Steven C Graves	1,666.66
Greenspon, Mabel E	Gordon V Levine, Co-Executor	5,000.00
Gross, Georgian S	Jeanne G Schwarz	2,500.00
	Susan G Bloom	2,500.00
Guswiler, Patricia	William Guswiler	1,666.66
	James Guswiler	1,666.67
	John Guswiler	1,666.67
Haffler, Monica T	Joseph Haffler	5,000.00
Harp, Edna J	Yvonne Harp Miller	1,666.67
	Wendell C Harp	1,666.66
Hernon, Jacqueline F	Mary Jo Moore	1,666.67
	Danielle B Moore	1,666.67
	Darren S Moore	1,666.66

Single Payment Benefit of Death of Pensioners: (continued)

Hickman, Nellie	Wendell M Hickman.....	2,500.00
	Judith E Hickman.....	2,500.00
Hicks, Elvin A	Carolyn J Hicks.....	1,666.66
Higgins, Claude N	Claudia M Townsend.....	5,000.00
Horberg, Charles	Andrew L Horberg.....	2,500.00
	David Horberg.....	2,500.00
Hubbard, Janet	Jean F Hubbard.....	5,000.00
Iandolo, M Connie	Grace Iandolo Leclerc.....	5,000.00
Inlander, Elizabeth L	Charles B Inlander.....	5,000.00
Jennings, Margaret C	Retired Teachers Assoc Of Chgo.....	5,000.00
Jordan, Dorothy F	Earnest K Jordan.....	5,000.00
Joyce, Mary E	Estate Of Dorothy G Schwab.....	2,500.00
	John G Byrnes.....	2,500.00
Kelley, Robert L	Bradley L Kelley.....	5,000.00
Kirkpatrick, Thelma	Allen J Kirkpatrick.....	5,000.00
Krane, Gerald E	Jeanne Honoroff.....	5,000.00
Landes, Jack H	Allison Lolli.....	1,666.67
	Don Landes.....	1,666.67
	Jane L Cable.....	1,666.66
Lederman, Janis	Jill S Lederman.....	10,000.00
Lindauer, Marianne M	Wilson B Lindauer.....	5,000.00
Madigan, Helen F	Northern Trust Co., Executor.....	5,000.00
Martin, Jeannette H	Marion Kokes.....	5,000.00
Mckenna, Eleanor W	Michael K Mckenna.....	1,250.00
	Janette Mckenna-Zolnay.....	1,250.00
	William F Mckenna.....	1,250.00
	Frank S Mckenna.....	1,250.00
Mckenzie, Ronald A	Ronald H Mckenzie.....	2,500.00
	Hannelore K Mckenzie.....	2,500.00
Moeglich, Ray W	Jean Moeglich.....	5,000.00
Morrissey, Esther	Sheila A Morrissey.....	2,500.00
	Patrick E Morrissey.....	2,500.00
Myers, Minnie L	Sammie M Myers Jr.....	5,000.00
Norris, Sylvia E	Joan N Rubeck.....	5,000.00
Novak, Mary T	Beverly M Fox.....	5,000.00
Pecilunas, Leonard	Janet T Colby.....	625.00
	Ellen Gutesha.....	625.00
	Carol P Hoffman.....	625.00
	Paul D Pecilunas.....	625.00
	John A Pecilunas.....	625.00
	Mark C Pecilunas.....	625.00
	Mary Pecilunas.....	625.00
	Jim I Pecilunas.....	625.00
Poltrock, Elaine A	Arlene Macauley.....	5,000.00
Rak, Dorothea O	Ronald S Rak.....	5,000.00
Reed, Elwyn L	Helen J Reed.....	5,000.00
Richard Sr, Donald	Joyce J Richard.....	5,000.00
Rife, Harold E	Martin T Rife.....	2,500.00
	William P Rife.....	2,500.00
Saxner, Evelyn	Rubin I Saxner.....	5,000.00
Schoenfeld, Donald	Myra R Schoenfeld.....	5,000.00
Schur, Edythe	Vicki Levine.....	5,000.00
Septon, Pearl	Rhonda Nixon.....	1,666.66

Single Payment Benefit of Death of Pensioners: (continued)

Simms, Kenneth W	Roberta V Simms.....	5,000.00
Smith-Brewer, Eloise V	Sharon K Wilson.....	1,250.00
	Herman Brewer	1,250.00
	Henry Brewer	1,250.00
	Valerie Brewer	1,250.00
	James P Snyder.....	2,500.00
Snyder, Angeline A	Jeanne Smith.....	2,500.00
	Eleanor Campbell	2,500.00
Solberg, Hildur C	Howard P Solberg.....	2,500.00
	Sheila J Haak	3,333.33
Sondler, Beatrice H	Lawrence R Sondler	1,666.67
Starcevic, Lyle I	Starcevic Family Trust.....	5,000.00
Stewart, William O	Barbara Stewart	5,000.00
Street, Andres J	Nettie Street	5,000.00
Thompson, Lucius	Estate Of Lucius Thompson	5,000.00
Toborg, Bette M	Steven Toborg	2,500.00
Turner, Enid L	Tamara Laville.....	1,666.66
Turner, Irie L	Ernestine B Turner.....	6,000.00
	Renetta T Womack Howard.....	2,500.00
	Ruth Robinson	2,500.00
Warton, Michael W	Dorothy Warton	5,000.00
Williams, Dennis	Etta B Williams.....	5,000.00
Williamson, Marion O	Chester O Williamson.....	5,000.00
Young, Patricia A	Claire M Young.....	1,666.67
	Michael F Young.....	1,666.67
	Bernadette C Young	1,666.66
		<u>\$434,333.31</u>

Refunds of Contributions on Death of Teachers and Pensioners:**DECEASED****BENEFICIARY**

Berry, Shirley	Mary Gallimore	\$40,664.79
Biles, Sherise	Vivian Biles	5,356.35
Dailey, Mary	Ranita Dailey	78,535.36
Kidd, Paulette	Penelope Beasley	45,742.05
Lederman, Janis	Jill S Lederman.....	33,088.91
Lundergan, Jean	Amber Lundergan.....	19,273.85
	Heather Lundergan	19,273.83
Martin, Velma	Xavier Sledge	9,255.36
	Annie May	23,261.78
May, Ben A	Benitta May-Harris	23,261.80
	Annie L May, Guardian	23,261.80
Mcneal, Bobbie	Linda Mohr.....	82,410.79
	John A Brodeur.....	59.32
Pallett-Brodeur, Sandra	Elizabeth Pecora	46,713.58
	Gustava L Pritchett	2,208.56
Pecora, Robert Lee	Barbara Szymeko	2,834.71
Pritchett, Dwight A	Jessica Taylor	76,313.77
Szymeko, Thomas	Joseph Whitaker	65,997.28
Taylor, Mary A		
Whitaker, Shirley		
White, Thomas	Brandon Harper	17,082.58
	Kathy Richardson, Guardian	
	Amanda White	17,082.58

Refunds of Contributions on Death of Teachers and Pensioners: (continued)

Woods, Helen Marie	Sisters, Servants Of The Immaculate	
	Heart Of Mary	365.00
		\$632,044.05

Grand Totals of All Death Benefits \$1,175,294.19

Refunds

The Committee on Claims and Service Credits reported that documents pertaining to claims for refunds, listed herewith, were examined and verified, and recommended approval thereof.

In support of these claims, the Committee reported that (1) the refunds on separation from service are for persons no longer employed as members of the teaching force . . . (2) refunds of contributions for survivor's pensions are for members with no eligible survivors at the time of retirement . . . (3) refunds of excess contributions are for deductions outside of the statutory requirements and/or overpayments towards the 2.2 upgrade option and . . . (4) refunds of creditable service withdrawn are for previously validated optional service.

Refunds a/c Resignation of Regularly Employed Members and Separation from Service of Substitute and Temporarily Employed Teachers:

Aduonum, Kwasi	\$15,439.24	Castaneda, Roberto C	3,139.41
Altier, Kathryn	13,800.49	Castro, Luz M	24,755.62
Alvarez, Wanda	16,895.30	Caudill, Michael D	25,196.95
Amer, Roxanne E	15,461.78	Cintron, Alicia	6,627.43
Andal, Joel	1,138.23	Claiborne, Rodney	19,058.26
Areizaga, Noel	16,604.73	Clark, Patricia	8,521.18
Arroyo, Cristina	10,205.19	Clark, Russell	2,341.21
Babbitt, Rhonda	1,186.91	Coakley, Martha	1,559.92
Baker, Dejean	2,498.97	Colclasure, Deanna	2,531.58
Bakhshi, Iffat	4,476.02	Colclasure, Deanna	18,829.69
Ballard, Andrea	842.62	Crabill, Ellen	14,906.79
Bauman, Elaine	238.69	Craddieth, Larry	277.38
Beard, Cathy	8,248.21	Cromer, Nancy	10,500.81
Biancardi, Julie	2,793.31	Cullina, Alice	669.62
Blackford, Lauren	7,401.53	Darey, Celeste	20,659.94
Bohorquez, Rafael	23,609.61	Davidson, Pamela	4,062.20
Brandt, Ann Mari	386.94	Deberry, Ebony	4,349.43
Brittnum, Craig	3,996.70	Devereaux Nee: Hepner, Cy	4,997.46
Brodsky, Barbara M	49,777.70	Devereaux, Cynthia	714.12
Brown, Kenneth	2,198.72	Domenack, Jorge	6,279.49
Buckner Sr, Michael	20,044.51	Downey, Martha	2,327.65
Bullen, Randall	578.01	Dunbar, Florence Yvette	199.17
Burnes, Carolyn	8,214.72	Edinburgh, Dana	4,312.50
Bush, Pearl	782.51	Edwards, Shantone Marie	396.90
Cage, Mary	73,283.36	Elmore, Margaret	23,611.81
Calle, Mary Anne	24,769.75	Fallon, Patricia	64.00
Campbell, Sheryl	24,491.84	Falls, Stacy	7,558.49
Caputo, Otto S	2,443.01	Ford, Shannon	9,820.98
Carrasquillo, Wanda	1,638.34	Freeman, Kathy	2,772.08
Cartman, Joshua	4,011.64	Fry, James R	20,929.45

Garrett, Nicole F.....	14,411.51	Nance, Mikkel M.....	7,880.45
Gatheright, Dennis.....	4,448.83	Navarro, Rodolfo.....	18,596.83
Ginsburg, Marvell.....	30.00	O'Quinn, Karen C.....	31,617.99
Gladney, Denise A.....	8,311.38	Ohea, Dawn.....	5,516.89
Goldberg, Ina.....	19,469.25	Okocha, Ethel Fay.....	36,211.85
Gombas, Julie.....	29,465.70	Olaiyoye, Frances.....	34,445.66
Hall, Donald.....	13,181.02	Oyola, Ines.....	25,005.51
Hansbrough-Redmond, Michelle...	662.74	Ozag, John.....	3,475.21
Harris, Lamont.....	3,144.89	Pangrazio, Maureen.....	6,080.92
Harris, Teassa.....	1,028.10	Paus, Susan.....	43.34
Hennings, Garland.....	21,573.90	Phillips, Jodi.....	6,554.47
Hester, David.....	21,653.61	Pickens, Bradley J.....	133.22
Howey, Susan M.....	20,498.88	Pious, Lynette.....	983.20
Huisman, Joanna J.....	6,352.83	Piszek, Philip.....	3,770.22
Hunter-Gilmore, Hayley.....	2,160.28	Price, Brenda E.....	6,667.35
Irons, Jonetta.....	20,984.82	Prince Nee: Dickens, Ruth.....	64,930.03
Jackson, Angela M.....	644.47	Privat, Margaret L.....	286.00
Jackson, Ernestine.....	5,737.37	Quigley, Stephen.....	3,272.52
Jasper, Jori K.....	12,445.39	Randle, Ladonna.....	3,261.45
Jimerson, Etta.....	4,245.61	Ratini, Terri L.....	26,777.01
Johnson Jr, Robert W.....	10,663.69	Reese, Jocelyn.....	2,359.58
Johnson, Rona L.....	124.08	Rho, Peter.....	1,800.02
Jones, Allen.....	1,721.28	Rintoul, Mary L.....	29,554.35
Jowers, Judy A.....	10,501.63	Rivera Nee: Feliciano, Al.....	9,874.32
Kelly, Margaret.....	11,554.38	Robinson, Earnett.....	4,408.86
Kelly, Roland.....	5,303.51	Robnett, Tanise.....	932.76
Kern, Yvette.....	2,505.85	Rodriguez, Antonio.....	23,225.04
Lafuente, Maria.....	5,568.69	Rogers, Helena B.....	271.75
Lamb, Mary Ann.....	6,926.92	Rosa Nee: Soto, Nancy.....	3,970.10
Land, Maurice.....	42,227.47	Rose, Patricia.....	3,306.59
Lang, Delores.....	31,822.47	Sandoval, Jose G.....	270.84
Lawless, Jill E S.....	29,535.70	Scanio, Anthony.....	11,996.42
Lebron, Angel L.....	23,244.35	Scott, Sandrel A.....	6,819.23
Lee, Sonmi.....	3,399.65	Seeley, Susan.....	31,350.59
Levy, Matthew.....	6,272.00	Seward, Matthew.....	928.86
Liggett, Dale.....	786.86	Shafer, Maura Keogh.....	7,924.66
Light, Vera Kay.....	5,590.04	Simeon, Shirley.....	1,013.83
Lofton-Carter, Lisa.....	9,660.90	Singer, Robby.....	21,772.66
Lojacono, Jessica.....	5,224.05	Skukan, Branka.....	37,151.30
Malek, Michelle.....	5,945.51	Smith, Kerin Ann.....	20,508.41
Mata, Jacquenette.....	607.72	Smith, Lisa M.....	436.11
Mattson-Brown, Katrina.....	6,129.88	Supple, Patricia.....	30,076.98
McCauley Algarin, Cher.....	10,815.37	Szczepanik, Roman.....	16,373.08
McFarlin, Novik.....	1,203.21	Termyn, Jennifer A.....	21,265.38
McWilliams, Caterra.....	485.10	Terrell, Troy.....	1,120.28
Mendijs, Michelle.....	12,156.37	Torres, Saul.....	15,962.51
Michel, Lillian B.....	643.61	Walker, Gloria F.....	39,065.10
Miller, Charles.....	60,421.87	Ward, Jenaya.....	1,292.84
Montgomery, Mitchell A.....	410.80	Warren, Christie.....	13,671.38
Morales Lee, Ana.....	21,477.77	Weber, Carl J.....	2,455.75
Muhammad, Uthman.....	14,078.79	Welte, Kay Marie.....	14,738.68
Murphy, Dorothy.....	11,786.42	Wielga, Arthur.....	8,414.97
Murphy, Sharon E.....	14,866.09		

Williams, Dawn	6,065.87	Young, Vershawn	8,535.27
Willis, Claretta	10,314.17	Young, Viola Marcel	2,948.51
Wilson, Gayle Moline	3,646.19		
Wilson-Gettings, Latrice	6,691.38		\$1,901,567.45

Refunds of Contributions for Survivors' Pensions for Members With No Eligible Survivors at the Time of Retirement:

Alfred, Margaret M	\$9,382.30	Foley, Mary E	9,469.59
Allen, Virginia R	9,119.74	Ford, Ruby J	13,217.08
Antelo, Susana I	7,998.35	Forester, Helen G	10,075.93
Arrington, Sarah B	8,833.38	Foster, Diane	10,902.31
Bacon, Cuttie W	4,556.13	Fried, Roberta B	9,254.32
Beckham, Joe A	13,318.23	Frierson, Sheila Y	3,723.86
Benson, Thomas	10,700.27	Gans, John T	11,087.45
Berka, Marlene E	8,894.89	Garcia, Nellie L	9,486.66
Berman, Georgeann L	1,402.30	Garnett, Johnnie	8,235.20
Blount, Mildred	5,107.40	George, Rhea	4,721.70
Bradley, Madeline J	10,531.81	Gertz, Carole J	4,599.47
Burke, Roseann	9,860.92	Glass, Carter	9,549.70
Burns, Barbara A	11,690.09	Glenn, Georgia S	9,368.79
Cantarelli, Francis	6,771.46	Goldman, Robert C	11,466.10
Carroll, Bessie L	10,091.69	Gray, Annie L	10,294.29
Castlen, Joann	9,148.72	Gray, Willie L	9,984.95
Chick, Arthur D	10,633.68	Greenlee, Edith E	9,854.72
Chiles, Ora L	7,967.43	Griffin, Inez	9,619.97
Christian, Marva B	8,336.79	Grissett, Diane	11,385.81
Clarkston, Emmerine A	14,305.83	Harlow, Renet C	7,113.64
Cleary, Helen P	2,734.53	Hicks, Evelyn A	7,122.86
Clemons, James S	11,760.03	Hinton, Roland P	14,818.76
Clotey, Jean A	9,978.82	Hofslund, Joel N	10,885.24
Coffey, Maureen	6,723.56	Hogan, Thomas J	388.85
Cohn, Barbara K	14.40	Hojnacki, Cynthia A	5,792.97
Collins, Marta	8,513.66	Holtzman, Paula A	8,788.33
Cooper, Mildred E	9,546.04	Hopkins, Constance J	9,828.19
Craig, Christine L	10,038.06	Howard, Irene M	10.40
Curtis, Ella D	2,908.22	Howard, Marsha D	418.83
Damasauskas, Robert A	10,235.40	Hresil, Christine A	9,649.83
Daniels, Kathleen A	9,511.94	Hudson, Anne J	10,942.55
Davis, Eutha	10,194.21	Hudson, Lillie R	968.47
Dehnert, Donna M	7,525.59	Jackson, Doris I	11,326.86
Delgatto, Carolyn M	8,671.49	Jackson, Dorothy M	9,817.93
Dervin, Eunice P	3,101.47	Jaffe, Phyllis B	12,789.41
Dolansky, Otto J	11,656.18	James, Charles H	8,799.71
Dunlap, Cathelene	10,048.44	Jimmar, Alice F	9,100.84
Duzinski, Gary A	5,815.17	Johnson, Leon L	11,416.08
Earles, Wilma J	5,264.82	Jones, Zipporah	2,178.98
Edwards, Lillian A	9,049.78	Joseph, Mark L	804.14
Eiland, Mattie R	9,058.76	Kadlub, Evelyn B	9,600.98
Ellis, Nancy	11,875.20	Kahn, Linda J	9,049.50
Epps, Lorraine J	2,830.77	Katich, Steve	6,910.33
Everett, Patricia M	3,183.42	Keen, Loretta	10,093.00
Fanning, Nancy T	8,891.67	Kelly, Donna J	9,790.00

Kerwin, Kathryn A	8,459.09	Opfer, Rhonda M.....	10,145.48
Kiester, Joanne M.....	438.49	Parker, Delcine J.....	8,688.39
Kimbrough, Alberta B	8,870.39	Perkins, Angela V.....	9,157.85
Kimsey, Richard L.....	22,604.78	Pickett, Lorraine.....	9,210.17
Kontos, Rosemary F.....	10,785.02	Planer, Frances M.....	9,788.95
Korshak, Susan.....	10,154.10	Ponticelli, Clarene J.....	9,903.80
Krieger, Michele R.....	9,730.83	Potts, Samuel C.....	10,565.54
Krueger, Barbara R.....	10,816.95	Preston, Marjorie A.....	2,231.30
Krull, Irene.....	7,024.21	Rankins, Ida M.....	9,170.39
Kyles, Toni.....	9,550.54	Raper, Preston L.....	10,895.78
Latson, Cora L.....	497.58	Raven, Daniel J.....	10,042.70
Lattimore, Clarence.....	10,798.34	Reinkall, Mary F.....	9,614.74
Lavoie-Beaumont, Sharon.....	4,481.02	Ricks, Margarette F.....	9,242.83
Lee, Ruthie L.....	6,328.90	Roberts, Ramona D.....	4,360.00
Lischer, Melanie.....	8,972.19	Rodriguez, Mercedes.....	10,208.28
Locati, Eleanor M.....	8,987.31	Rogers, Ora L.....	9,595.20
Lott, Jo C.....	9,576.14	Rosado, Noel.....	9,472.53
Lucas, Essie M.....	11,893.48	Sampson, Dionioes M.....	12,277.77
Lyke, Hattie R.....	9,470.52	Sanders, Mamie L.....	8,952.82
Lynn, Larry.....	11,688.29	Scalia, Angela M.....	9,122.70
Madeja, Rosemary.....	10,110.25	Scarsi, John G.....	7,366.63
Magida, Phyllis.....	3,218.04	Schwinge, Heinz D.....	11,094.13
Malis, Susan L.....	9,519.33	Scopelite, Camellia P.....	9,456.16
Maloy, Lorraine A.....	9,058.12	Scott, Carol H.....	11,482.87
Mamula, Larry.....	10,256.91	Scott, Gloria M.....	9,039.57
Martin, Madaline.....	5,714.17	Shelton, Marion R.....	9,831.68
Martinez, Mercedes.....	9,250.51	Sienkiewicz, Ronald G.....	11,437.01
Maxey, Sally A.....	9,945.67	Simpson, Gail L.....	9,558.80
McClendon, Lucinda J.....	5,357.84	Skelton, Bernice D.....	3,215.35
Miller, Michael.....	10,262.39	Slad Jr, Jerome C.....	4,000.25
Miller, Richard G.....	1,247.03	Smith Jr, Wesley.....	12,772.30
Miller, Ruthie M.....	9,761.37	Smith, Bernice.....	10,136.75
Mitchell, Alberta L.....	10,012.36	Smith, Eddie L.....	9,761.74
Mitchell, Beatrice E.....	9,869.40	Smith, Georgia L.....	9,647.66
Mitchell, Edward B.....	3,108.19	Sniezek, Jamey S.....	7,779.08
Moroni, Dennis R.....	10,085.40	Snyder, Dolores J.....	10,120.59
Moses, Calvin.....	11,319.16	Spears, Gloria H.....	10,324.94
Moynihan, Noreen M.....	10,222.50	Stelle, Robert R.....	368.44
Murch, Josefa.....	7,528.61	Steward, Hazel B.....	13,679.60
Murdock, Patricia C.....	665.45	Sumlin, Mariam B.....	5,791.11
Murphy, Helen M.....	11,786.74	Sweeney, Nancy M.....	9,184.60
Musto, Carolyn J.....	9,605.99	Swiatkowski, Dorothy V.....	10,285.24
Myers, Barbara R.....	9,206.29	Talley, Abraham.....	10,495.33
Neal, Audrey D.....	9,019.05	Tate, Willie C.....	10,241.89
Nevels, Pauline.....	10,064.86	Taylor, Julius C.....	10,999.51
Newman, Judy H.....	10,092.02	Taylor, Louise.....	10,120.51
Norris, William B.....	9,526.98	Tellez, Addy B.....	9,223.74
Nykiel, Carol A.....	9,218.74	Thomas, Alva D.....	4,434.71
O'Connor, Thomas J.....	10,161.47	Thomas, Rosie.....	9,465.68
Olen, Linda G.....	303.07	Thompson, Edna W.....	9,756.48
Olowoyeye, Dorothy.....	10,372.13	Thompson, Floyd T.....	10,182.65
Olsen, Virginia F.....	9,993.51	Toribio, Alicia T.....	6,547.14
Ongena, Charles P.....	507.26		

Torres, Dianne M.....	7,961.09	West, Dolores R.....	8,201.10
Tubbs, Mary L.....	5,386.69	White, Marcia A.....	6,458.91
Tyree, Earlene M.....	9,756.13	Wilkerson, Vera.....	9,564.39
Uribe, Maria S.....	8,158.78	Williams, Augustine B.....	9,496.14
Wade, Valora W.....	9,681.56	Williams-Ekoue, Clara.....	8,002.83
Waldfogel, Bell R.....	8,997.99	Williamson, Marva A.....	9,636.34
Walker, Irma J.....	11,010.71	Wooten, Helen C.....	12,073.62
Walters, Sheryl L.....	11,261.23	Woytonik, Marlene.....	9,239.30
Walton, Ruby J.....	9,070.07	Wright, Cleopatra.....	9,576.19
Wan, Kathleen S.....	8,919.20	Yakushiji, Jane.....	8,750.47
Watts, Audrey M.....	1,544.32	Yancey, Herbert R.....	<u>10,752.10</u>
Weber, Karen A.....	9,789.14		\$1,873,110.95
Weinstein, Marsha D.....	9,386.69		

Refunds of Excess Contributions:

Abbey, Judith S.....	\$105.41	Damasauskas, Robert.....	8,446.73
Alexander, Jennett C.....	1,634.04	Dean, Leslie A.....	10,920.05
Alfred, Margaret.....	105.46	Demaiio, Carol A.....	175.07
Allen, Virginia R.....	1,681.54	Diggs, Charles E.....	1,746.13
Anagnost, Gus T.....	179.23	Dolansky, Otto J.....	1,619.89
Bahl, Anthony J.....	1,177.93	Dominique, Otis Glynn.....	1,001.35
Barlow, Cuida.....	1,303.24	Duzinski, Gary A.....	624.35
Barsh, Weatau A.....	1,621.05	Earles, Wilma J.....	470.83
Berman, Lois M.....	274.64	Edelson, Rose A.....	4.73
Bertha, Lawrence W.....	382.08	Edwards, Arthur L.....	13,102.08
Bertsos, Kanela.....	366.31	Evans, Martha.....	109.09
Blount, Mildred.....	50.00	Evans, Mary L.....	1,114.90
Bradford, Frederica L.....	1,655.29	Evans, Pamela R.....	5,209.08
Branch, Arthur G.....	976.44	Fallon, Patricia C.....	64.00
Brown, Louis L.....	552.84	Farnan, Mary.....	2,295.25
Brydie, George.....	497.89	Fatout, Donald L.....	605.40
Buonamici, Daniel N.....	2,037.10	Fenlon, David R.....	1,650.65
Burke, Mary.....	188.05	Fenster, Leslie R.....	11,173.62
Burns, Barbara A.....	663.41	Flynn, Delores.....	447.11
Burton, Bethel J.....	87.87	Foley, Mary E.....	1,675.81
Carlson, Lois S.....	14.09	Ford, Ruby J.....	2,830.30
Chiles, Ora L.....	469.05	Franklin, Gertrude E.....	999.03
Clarkston, Emmerine A.....	2,792.82	French, Judith A.....	177.13
Clemons, James.....	110.54	Fried, Roberta B.....	557.78
Clotey, Jean A.....	1,709.61	Friedman, Toby.....	82.82
Cobb, James D.....	1,722.74	Gans, John T.....	1,616.54
Collins, Powhatan.....	3,060.42	Garrison, Gloria S.....	592.36
Collins, Susie M.....	412.78	Gauthier, Helen A.....	1,783.11
Connelly, Catherine.....	152.44	Ghidotti, Judith.....	99.13
Conroy, Joan M.....	121.24	Giddings, Roberta J.....	768.74
Cook, Nina M.....	1,890.57	Gonzalez, Delia M.....	499.26
Cortiletti, August B.....	1,681.79	Gonzalez, Ramon C.....	482.76
Cotton, Charles P.....	2,540.39	Goulet, Leslie.....	188.06
Craig, Christine L.....	1,722.43	Grant, Larry B.....	2,909.72
Crosby, Ronald F.....	384.59	Gray, Bobbie.....	1,124.21
Custus, Lesley A.....	505.08	Gray, Bobbie N.....	1,124.21
Dailey, Gloria.....	476.68	Gray, Jesse.....	1,641.63

Grayson, Grace.....	137.84	Kuchvalek, Ronald.....	497.58
Greenlee, Edith E.....	1,684.78	Landry, Ada.....	108.19
Grejczyk, Donald.....	169.42	Lattimore, Martha R.....	519.53
Gruodis, Ausrele M.....	1,212.44	Lavoie, Sharon A.....	511.27
Guardi, Constance P.....	1,525.52	Lawrence, Carolyn N.....	1,603.30
Hager, Sheila F.....	1,551.55	Lettner, George.....	352.78
Hall, Carlene.....	155.00	Levin, Anna A.....	415.78
Hamb, Elnora P.....	179.24	Lewis, Randall.....	5,036.04
Han, Toan L.....	503.96	Lieberman, Doris L.....	39.72
Harper, Alice.....	978.92	Lindley, Russell A.....	1,539.91
Heinen, Jeanne E.....	34.73	Locati, Eleanor M.....	1,551.62
Heitler, Frances D.....	1,494.80	Loredo, Maria V.....	89.61
Hennington, Shirley.....	71.17	Lugo, Marina.....	88.39
Herbick, Jerry A.....	1,638.26	Lyons, Helen E.....	703.77
Herman, Alyce.....	101.22	Madeja, Rosemary.....	1,657.12
Hernandez, Elizabeth F.....	143.53	Madnick, Barbara S.....	158.93
Hicks, Dorothy A.....	2,180.28	Magida, Phyllis.....	401.67
Hicks, Shirley A.....	73.36	Mahaffey, James.....	620.48
Hiller, Jerrylyn C.....	76.98	Makowski, Carol A.....	18.91
Hinton, Rolland P.....	2,724.92	Maloy, Lorriane.....	103.38
Hobson, Lula M.....	478.30	Maraldi, Madeleine.....	3,044.19
Hoffer, Abraham.....	14.92	Marks, Renee L.....	560.54
Hoffman, Paul F.....	59.47	Martin, Elizabeth J.....	1,722.48
Hojnacki, Cynthia A.....	479.87	Matson, Iola.....	1,619.93
Hopkins, Constance J.....	1,676.68	Mayer, Andrew M.....	184.81
Horace, Leola.....	85.31	McGrath, Rosemarie.....	89.87
Howard, Marsha D.....	586.46	McKee, Kathleen.....	99.38
Inge, Charles H.....	708.44	McMahon, Kathleen A.....	131.23
Jackson, Dorothy M.....	1,688.31	Miller, Ruthie M.....	518.48
Jaffe, Phyllis B.....	2,064.51	Mitchell, Beatrice E.....	1,737.06
Jemison, Dorothy L.....	469.01	Mondragon, Virginia R.....	466.19
Jeter, Iris L.....	168.73	Moran, Celeste D.....	1,178.75
Johnson, Jane M.....	825.41	Moroni, Dennis R.....	527.94
Jones Jr, Lonnie.....	154.46	Morris, Frances B.....	268.85
Kadlub, Evelyn B.....	1,718.88	Moynihan, Noreen M.....	1,709.37
Kapili, Lilies A.....	186.29	Muhammad, Janice Y.....	796.86
Karson, Thelma L.....	559.77	Murphy, Thomas R.....	34.00
Kartsounes, Bessie.....	1,753.81	Myers, La Verne R.....	108.58
Keen, Loretta.....	1,722.57	Newman, Judy H.....	1,777.98
Kelly, Donna J.....	3,219.23	Nichols, Jean G.....	1,542.94
Kennedy, Alphonso.....	1,722.29	Norris, John F.....	544.68
Kimsey, Richard L.....	4,646.37	Norris, William B.....	154.96
King, Myrtis W.....	216.57	Nykiel, Carol A.....	1,551.57
Kissane, Dolores M.....	28.08	O'Keefe, Margaret J.....	2,832.67
Klop, Carol M.....	1,709.51	Olson, E Robert.....	658.57
Kondor, Bonnie.....	120.00	Olson, Margaret A.....	435.65
Kontos, Rosemary.....	161.90	Otte, Jeraldine K.....	1,722.48
Korajczyk, Ronald.....	95.08	Parks, Edna Y.....	89.61
Korblik, Donald.....	94.94	Patt, Antoinette M.....	233.00
Korman, Samuel.....	429.75	Pattara, Alice T.....	484.96
Korshak, Susan.....	1,709.62	Pauss, Carol S.....	1,227.42
Krueger, Barbara R.....	2,690.79	Peggs, Minnie E.....	1,722.48
		Peppers, Albert E.....	2,366.40

Perkins, Angela V	1,540.91	Sniezek, Jamey S	530.91
Pettiford, George	922.55	Snyder, Dolores J	1,723.67
Pickett, Earnest C	179.23	Sokas, Michael	11,754.18
Pierce, Barbara H	424.34	Stancy, Walther T	1,615.87
Planer, Frances M	1,722.73	Stanford, Ronald W	487.04
Pool, Martha J	262.50	Stevenson, Gail A	2,267.32
Prudik, Charles R	457.98	Steward, Hazel B	3,132.31
Pulaski, Alan J	636.01	Stock, Rochelle	177.48
Purham, Bobby W	622.73	Strance, Robert J	6,541.65
Putko, Helen	484.96	Sussman, Robert S	356.73
Pyster, Marianne L	354.49	Swiatkowski, Dorothy V	1,709.61
Ragland, Sarah C	70.06	Taylor, Louise	1,756.71
Rankins, Ida M	1,551.65	Thomas, Dorothy A	213.18
Reed Jr, Jesse M	2,195.47	Thompson, Ernie D	1,716.88
Rekoumis, Sotiris J	506.22	Thompson, John J	12.20
Reyes, Peter J	703.45	Thompson, Linda D	39.72
Ricks, Margarette F	1,620.17	Tiersky, Karen H	1,709.62
Ricks, Thelma M	1,620.06	Trilling, Caren	90.76
Ridgeway, Myron R	1,288.71	Tumpeer, David A	129.17
Riordan, Maureen L	174.48	Turner, Bettye L	104.54
Roberson, Dorothy	578.99	Turner, Homer L	616.96
Rodriguez, Mercedes	5,877.53	Valaskovic, Dale	3,942.65
Rood, Mary A	1,547.32	Valentine, Ruth M	69.69
Rosenfield, Roberta	101.20	Valosek, Mariann J	1,073.65
Rowan, Evelyn M	104.56	Velco, Lorraine B	159.31
Rubin, Carol	312.82	Viteri, Consuelo	87.46
Ruschke, Shirley R	1,743.80	Vlahakis, Catherine	1,112.21
Russell, Harriet	3,056.53	Voloshina, Inna	537.16
Scarsi, John G	784.89	Waldfoegel, Belle	96.92
Schwartz, Barbara R	14.92	Walsh, Kathleen M	1,551.55
Shabazz, Annette A	729.43	Walton, Teretha J	5,545.30
Shields, Juanita	633.01	Wayne, Mabel H	1,722.77
Shively, Arlene D	303.10	Webb, Robert O	1,208.32
Sienkiewicz, Ronald	13,252.91	West, Ellen R	1,620.65
Slack, Leroy	2,158.79	West, Sammie M	136.28
Slad Jr, Jerome	1,380.70	White, Constance B	1,690.07
Smith Jr, Wesley	2,688.22	Wilson, John A	11.72
Smith, Annie L	38.93	Winchester, Sherran	446.68
Smith, Bernice	1,715.53	Winn, Johnnie M	2,136.93
Smith, Don K	1,166.46	Wojtalewicz, Martin J	5,019.72
Smith, Georgia L	1,961.82	Woods, Robert L	516.26
Smith, James M	514.00	American Quality Schools	4,924.42
			<u>\$340,585.49</u>

Refunds a/c Creditable Service Withdrawn:

Clotley, Jean A	\$549.73	Lawrence, Carolyn N	1,143.19
Foley, Mary E	495.18	Liberles, Michael S	3,290.85
Foster, Diane	616.95	Locati, Eleanor M	1,645.10
Hopkins, Constance J	1,067.85	Matson, Iola	1,077.66
Jackson, Dorothy M	3,052.90	McClendon, Lucinda J	76.48
Korshak, Susan	2,957.03	Otte, Jeraldine K	178.74

Ponticelli, Clarene J.....	491.34	Wooten, Helen C	6,771.93
Ricks, Thelma M	1,819.05		\$ 35,747.17
Sampson, Dionioes M	2,053.75		
Swiatkowski, Dorothy V	217.28	Grand Total of All Refunds.....	\$4,151,011.06
Thomas, Alva D.....	8,242.16		

Outside Time and Military Service

The Committee on Claims and Service Credits reported that affidavits, or other evidence attesting to or certifying (1) service in the public schools of the several states or in schools operated by or under the auspices of the United States outside of the City of Chicago and (2) time spent in the military service of the United States were presented for the persons hereinafter listed.

The Committee recommended that the service described be approved for pension credit provided that the last five years of the member's service shall have been rendered in a position covered by this Fund, the State Universities Retirement System or the Teachers' Retirement System of the State of Illinois; a maximum credit of ten years shall be reduced by credit for such service validated by the State of Illinois and three-fifths of the term of service for which an annuity is granted shall be in the public schools of the City.

Name	School	Service	Years
Allen, Mary L.....	Warren	Teaching07.000
Correa, Elba I.....	Clemente High.....	Teaching	10.000
Hahn, Joseph E.....	Central Office.....	Military05.500
Hampton, Shirley J.....	Talcott	Teaching01.100
Hanson, Tyrone A.....	Foreman High.....	Teaching01.000
Muse, Gladys.....	Julian High	Teaching02.000
Powe, Roy E.....	Heroes.....	Teaching01.000
Prince, Virginia A.....	Thorp.....	Teaching05.000
Skontos, Katherine R.....	Goethe	Teaching02.200
Thomas, Betty	Spalding.....	Teaching03.200
Webb, Marie C.....	Carver High.....	Teaching02.000

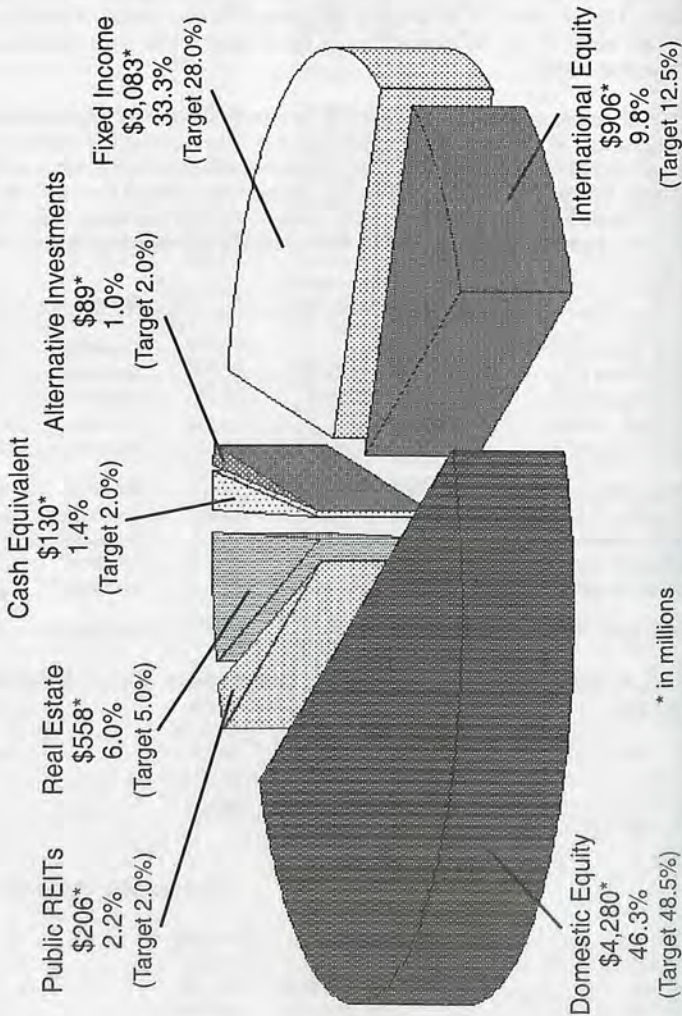
President Reilly moved the Report of the Committee on Claims & Service Credits to the omnibus.

REPORT OF COMMITTEE ON INVESTMENTS

The Committee on Investments included the following reports subject to review and approval by the Board of Trustees. These reports shall be recorded in the proceedings of this meeting.

- Allocation Overview
- Investment Summary by Manager
- Manager Activity Summary Report
- Commission Report

PUBLIC SCHOOL TEACHERS PENSION & RETIREMENT FUND OF CHICAGO ALLOCATION OVERVIEW as of September 30, 2001



INVESTMENT SUMMARY BY MANAGER
September 30, 2000 THROUGH September 30, 2001

	FAIR VALUE 9/30/01	FAIR VALUE 6/30/01	FAIR VALUE 9/30/00	% CHANGE IN MV (3 months)	% CHANGE IN MV (12 months)	CASH OR SHORT-TERM	% OF CASH
EQUITY							
Domestic							
Ariel	\$206,630,314	\$227,060,325	\$188,667,175	-9.00%	9.52%	\$3,185,013	1.54%
Brinson Partners	228,555,346	250,046,139	227,595,603	-8.59%	0.42%	1,772,320	0.78%
DFA	99,679,515	119,647,882	98,584,686	-16.69%	1.11%	2	0.00%
Fidelity	404,655,749	504,397,410	638,195,582	-19.77%	-36.59%	4,978,610	1.23%
Harris	263,889,209	304,400,516	307,044,402	-13.31%	-14.06%	2,478,166	0.94%
Holland	40,074,596	47,086,940	51,127,546	-14.89%	-21.62%	1,881,716	4.70%
Iridian	99,333,612	115,615,013	101,681,370	-14.08%	-2.31%	9,282,473	9.34%
J&W Seligman	209,895,267	258,205,116	303,530,779	-18.71%	-30.85%	25,759,046	12.27%
MetLife (27,165 shares)	—	—	711,383	*	*	*	*
New Amsterdam	118,994,352	141,543,284	157,706,034	-15.93%	-24.55%	2,124,280	1.79%
NTGI 500	1,211,492,699	1,423,427,169	1,833,733,340	-14.89%	-33.93%	310,583	0.03%
NTGI Midcap 400	229,943,424	275,412,013	283,360,885	-16.51%	-18.85%	—	0.00%
NTGI Minicap	433,180,798	535,822,060	574,191,441	-19.16%	-24.56%	—	0.00%
Oppenheimer	105,645,678	117,244,338	109,527,943	-9.89%	-3.54%	4,346,241	4.11%
Transition (Nationsbank)	1,410	1,377	1	2.37%	*	—	0.00%
Waddell & Reed	457,004,315	533,868,852	694,301,220	-14.40%	-34.18%	32,222,709	7.05%
William Blair	107,865,750	124,575,653	124,760,471	-13.41%	-13.54%	5,904,691	5.47%
Woodford Capital	17,715,264	20,577,174	29,146,593	-13.91%	-39.22%	1,156,865	6.53%
Zevenbergen	45,131,993	59,083,325	101,130,163	-23.61%	-55.37%	120,081	0.27%
Total	4,279,689,290	5,058,014,586	5,824,996,619	-15.39%	-26.53%	95,522,795	2.23%

INVESTMENT SUMMARY BY MANAGER
September 30, 2000 THROUGH September 30, 2001

	FAIR VALUE 9/30/01	FAIR VALUE 6/30/01	FAIR VALUE 9/30/00	% CHANGE IN MV (3 months)	% CHANGE IN MV (12 months)	CASH OR SHORT-TERM	% OF CASH
International							
Lazard	187,508,315	223,125,605	—	-15.96%	*	3,639,810	1.94%
Morgan Stanley - Intl.	392,579,914	422,351,202	425,012,503	-7.05%	-7.63%	21,013,592	5.35%
Schroder - EM	40,379,606	53,436,406	65,765,754	-24.43%	-38.60%	—	0.00%
Zurich Scudder - EM	46,880,686	59,083,567	69,355,612	-20.65%	-32.41%	—	0.00%
Zurich Scudder - Intl.	238,515,060	279,290,946	348,493,278	-14.60%	-31.56%	17,458,341	7.32%
Total	905,863,581	1,037,287,725	908,627,146	-12.67%	-0.30%	42,111,742	4.65%
Public REITs							
LaSalle	\$99,877,398	\$102,068,466	\$91,094,829	-2.15%	9.64%	\$223,530	0.22%
Morgan Stanley	106,345,559	109,587,808	98,379,782	-2.96%	8.10%	3,102,713	2.92%
Total	206,222,956	211,656,274	189,474,611	-2.57%	8.84%	3,326,243	1.61%
TOTAL EQUITY	5,391,775,827	6,306,958,585	6,923,098,376	-14.51%	-22.12%	140,960,781	2.61%
REAL ESTATE							
Blackstone	18,450,140	18,538,985	28,874,014	*	*	—	0.00%
Capital Associates	20,790,481	21,042,235	19,998,834	*	*	—	0.00%
JP Morgan	107,546,848	106,385,302	164,916,599	*	*	—	0.00%
Lend Lease	27,337,944	27,337,943	26,167,872	*	*	—	0.00%
Olympus	22,201,375	22,590,598	22,924,345	*	*	11	0.00%
PRISA I	81,000,066	81,000,066	—	*	*	—	0.00%

INVESTMENT SUMMARY BY MANAGER
September 30, 2000 THROUGH September 30, 2001

	FAIR VALUE 9/30/01	FAIR VALUE 6/30/01	FAIR VALUE 9/30/00	% CHANGE IN MV (3 months)	% CHANGE IN MV (12 months)	CASH OR SHORT-TERM	% OF CASH
PRISA II	20,000,040	20,000,040	—	*	*	—	0.00%
RREEF	59,732,339	60,730,474	54,000,707	*	*	—	0.00%
SSR Tower	-	3,094,805	41,459,545	*	*	—	*
TimesSquare	84,291,939	83,744,181	97,839,295	*	*	—	0.00%
UBS Asset Mgmt	80,620,266	81,378,301	45,714,080	*	*	—	0.00%
Walton	7,736,471	7,736,471	11,959,304	*	*	—	0.00%
Walton II	19,177,734	19,177,734	16,914,822	*	*	—	0.00%
Walton III	9,275,274	9,275,274	—	*	*	—	0.00%
TOTAL	558,160,917	562,032,409	530,769,417	*	*	11	0.00%
ALTERNATIVE INVESTMENTS							
Adams Street	19,780,443	20,187,963	20,167,067	*	*	—	0.00%
Harbourvest	23,762,374	24,231,448	22,924,975	*	*	—	0.00%
Mesirov	19,158,565	19,058,903	18,724,188	*	*	—	0.00%
Mesirov Fund 2	1,800,000	—	—	*	*	—	0.00%
Pantheon	19,930,065	20,054,889	22,856,397	*	*	—	0.00%
Pantheon Fund IV	2,474,705	2,479,961	—	*	*	—	0.00%
Pantheon - Intl.	2,258,210	1,826,551	—	*	*	—	0.00%
TOTAL	89,164,362	87,839,716	84,672,627	*	*	—	0.00%
FIXED INCOME							
Bank of America	\$105,034,154	\$103,058,063	\$100,508,452	1.92%	4.50%	\$10,766,762	10.25%

INVESTMENT SUMMARY BY MANAGER
September 30, 2000 THROUGH September 30, 2001

	FAIR VALUE 9/30/01	FAIR VALUE 6/30/01	FAIR VALUE 9/30/00	% CHANGE IN MV (3 months)	% CHANGE IN MV (12 months)	CASH OR SHORT-TERM	% OF CASH
Cash Equivalent	7,209,642	6,958,108	6,485,441	3.61%	11.17%	—	0.00%
Internal	6,110,195	6,036,768	6,439,831	1.22%	-5.12%	6	0.00%
Lincoln	547,838,329	498,648,815	482,512,233	9.86%	13.54%	(48,930,074)	-8.93%
MIDL Capital	53,732,122	52,016,651	49,922,492	3.30%	7.63%	731,446	1.36%
Miller Anderson	342,416,846	334,848,334	321,704,880	2.26%	6.44%	24,939,747	7.28%
NTGI Fixed Income	1,610,038,990	1,561,386,047	1,518,562,576	3.12%	6.02%	9,287,651	0.58%
Smith Graham	65,228,737	63,625,759	59,778,094	2.52%	9.12%	(236,825)	-0.36%
Wellington	345,745,431	341,626,476	333,744,596	1.21%	3.60%	1,260,690	0.36%
TOTAL	3,083,354,446	2,968,205,021	2,879,658,594	3.88%	7.07%	(2,180,596)	-0.07%
SHORT TERM							
Appropriation	41,066,211	32,434,929	39,501,222	*	*	41,066,211	100.00%
Cash Equivalent	88,894,144	118,571,834	129,844,497	*	*	88,893,484	100.00%
TOTAL	129,960,355	151,006,763	169,345,718	-13.94%	-23.26%	129,959,694	100.00%
TOTAL PORTFOLIO							
	\$9,252,415,907	\$10,076,042,494	\$10,587,544,733	-8.17%	-12.61%	\$268,739,890	2.90%

*Does not reflect the true change in market value due to contributions/distributions made during the period.

MANAGER ACTIVITY SUMMARY REPORT
6/30/01 THROUGH 9/30/01

	FAIR VALUE 9/30/01	FAIR VALUE 6/30/01	PURCHASES	SALES	TURNOVER %
EQUITY					
Domestic					
Ariel	\$206,630,314	\$227,060,325	\$11,582,982	\$14,641,778	5.34%
Brinson Partners	228,555,346	250,046,139	18,406,357	17,128,391	7.16%
DFA	99,679,515	119,647,882	—	141,539	0.00%
Fidelity	404,655,749	504,397,410	61,119,044	58,653,133	12.90%
Harris	263,889,209	304,400,516	48,396,641	50,409,647	17.03%
Holland	40,074,596	47,086,940	6,389,550	6,663,720	14.66%
Iridian	99,333,612	115,615,013	13,223,243	17,600,091	12.30%
J&W Seligman	209,895,267	258,205,116	87,208,883	83,954,971	35.87%
New Amsterdam	118,994,352	141,543,284	4,775,579	4,095,549	3.14%
NTGI 500	1,211,492,699	1,423,427,169	9,698,304	9,858,553	0.74%
NTGI Midcap 400	229,943,424	275,412,013	—	6,081	0.00%
NTGI Mimicap	433,180,798	535,822,060	—	66,763	0.00%
Oppenheimer	105,645,678	117,244,338	19,073,138	16,241,155	14.57%
Transition Acct.	1,410	1,377	—	—	0.00%
Waddell & Reed	457,004,315	533,868,852	30,893,103	29,299,037	5.91%
William Blair	107,865,750	124,575,653	12,602,348	13,242,077	10.84%
Woodford	17,715,264	20,577,174	4,882,217	5,013,405	25.50%
Zevenbergen	45,131,993	59,083,325	8,931,279	8,700,209	16.70%
Total	4,279,689,290	5,058,014,586	337,182,667	335,716,101	

MANAGER ACTIVITY SUMMARY REPORT
6/30/01 THROUGH 9/30/01

	FAIR VALUE 9/30/01	FAIR VALUE 6/30/01	PURCHASES	SALES	TURNOVER %
International					
Lazard	187,508,315	223,125,605	38,551,317	36,686,147	17.87%
Morgan Stanley - Intl.	392,579,914	422,351,202	60,204,757	52,721,008	12.94%
Schroder - EM	40,379,606	53,436,406	—	—	0.00%
Zurich Scudder - EM	46,880,686	59,083,567	—	—	0.00%
Zurich Scudder - Intl.	238,515,060	279,290,946	46,286,249	47,198,569	17.88%
Total	905,863,581	1,037,287,725	145,042,323	136,605,724	
Public REITs					
LaSalle	99,877,398	102,068,466	5,875,901	2,923,239	2.90%
Morgan Stanley	106,345,559	109,587,808	9,071,113	7,455,351	6.91%
Total	206,222,956	211,656,274	14,947,014	10,378,590	
TOTAL EQUITY	5,391,775,827	6,306,958,585	497,172,004	482,700,415	
REAL ESTATE					
Blackstone	18,450,140	18,538,985	68,769	88,245	N/A
Capital Associates	20,790,481	21,042,235	—	251,755	N/A
JP Morgan	107,546,848	106,385,302	—	468,111	N/A
Lend Lease	27,337,944	27,337,943	—	—	N/A
Olympus	22,201,375	22,590,598	467,898	785,499	N/A
PRISA I	81,000,066	81,000,066	—	—	N/A

MANAGER ACTIVITY SUMMARY REPORT
6/30/01 THROUGH 9/30/01

	FAIR VALUE 9/30/01	FAIR VALUE 6/30/01	PURCHASES	SALES	TURNOVER %
PRISA II	20,000,040	20,000,040	—	—	N/A
RREEF	59,732,339	60,730,474	—	—	N/A
SSR Tower	-	3,094,805	—	—	N/A
TimesSquare	84,291,939	83,744,181	—	238,513	N/A
UBS Asset Mgmt	80,620,266	81,378,301	—	139,478	N/A
Walton	7,736,471	7,736,471	—	—	N/A
Walton II	19,177,734	19,177,734	—	—	N/A
Walton III	9,275,274	9,275,274	—	—	N/A
TOTAL REAL ESTATE	558,160,917	562,032,409	536,667	1,971,600	
ALTERNATIVE INVESTMENTS					
Adams Street	19,780,443	20,187,963	—	60,855	N/A
Harbourvest	23,762,374	24,231,448	1,400,000	342,487	N/A
Mesirow	19,158,565	19,058,903	1,200,000	—	N/A
Mesirow Fund 2	1,800,000	—	1,800,000	—	N/A
Pantheon	19,930,065	20,054,889	1,750,000	—	N/A
Pantheon Fund IV	2,474,705	2,479,961	—	—	N/A
Pantheon - Intl.	2,258,210	1,826,551	148,402	—	N/A
TOTAL ALTERNATIVE INV.	89,164,362	87,839,716	6,298,402	403,342	
FIXED INCOME					
Bank of America	\$105,034,154	\$103,058,063	\$81,782,433	\$84,115,019	78.60%

MANAGER ACTIVITY SUMMARY REPORT
6/30/01 THROUGH 9/30/01

	FAIR VALUE 9/30/01	FAIR VALUE 6/30/01	PURCHASES	SALES	TURNOVER %
Cash Equivalent	7,209,642	6,958,108	104,241	—	0.00%
Internal	6,110,195	6,036,768	—	44,778	0.00%
Lincoln	547,838,329	498,648,815	464,149,108	436,417,547	83.41%
MDL Capital	53,732,122	52,016,651	32,173,200	32,229,054	60.85%
Miller Anderson	342,416,846	334,848,334	50,337,284	28,424,354	8.39%
NTGI Fixed Income	1,610,038,990	1,561,386,047	96,326,402	94,204,701	5.94%
Smith Graham	65,228,737	63,625,759	31,252,431	29,126,339	45.21%
Wellington	345,745,431	341,626,476	31,458,404	25,359,911	7.38%
TOTAL FIXED INCOME	3,083,354,446	2,968,205,021	787,583,504	729,921,702	
SHORT TERM					
Appropriation Acct.	41,066,211	32,434,929	—	—	N/A
Cash Equivalent	88,894,144	118,571,834	—	—	N/A
TOTAL SHORT TERM	129,960,355	151,006,763	—	—	
GRAND TOTAL	\$9,252,415,907	\$10,076,042,494	\$1,291,590,577	\$1,214,997,059	

*Fair Value includes Cash and Cash Equivalents, A/P, A/R, and Accrual Income.

MANAGERS COMPLIANCE WITH BROKERAGE POLICY

	Local Minority & Women	Non-local Minority & Women	Chicago Firms	Commission Recapture	
EQUITY					
Years 1998 to present Target	16.00%	15.00%	40.00%	30.00%	101.00%
3 qtrs. 2001 Large cap	32.49%	12.23%	43.26%	28.12%	116.10%
2000 Large cap	26.48%	13.04%	45.95%	24.68%	110.15%
1999 Large cap	23.09%	9.91%	52.87%	19.28%	105.15%
1998	27.20%	10.86%	36.10%	25.09%	99.25%
Years 1997 to 1997 Target	16.00%	15.00%	40.00%	15.00%	86.00%
1997	14.77%	11.10%	25.47%	17.35%	68.69%
Years 1990 to 1996 Target	16.00%	15.00%	40.00%	0.00%	71.00%
1996	24.27%	16.43%	30.45%	0.00%	71.15%
1995	26.96%	19.49%	31.95%	0.00%	78.40%
1994	36.82%	17.26%	47.88%	0.00%	101.96%
1993	32.69%	15.10%	47.10%	0.00%	94.89%
FIXED INCOME					
Year 1990 to present - Target	12.50%	12.50%	50.00%	0.00%	75.00%
3 qtrs. 2001	16.05%	5.79%	67.77%	0.00%	89.61%
2000	8.54%	2.93%	67.77%	0.00%	79.24%
1999	9.81%	5.05%	76.12%	0.00%	90.98%
1998	11.52%	6.80%	67.32%	0.00%	85.64%
1997	13.17%	2.97%	74.83%	0.00%	90.97%
1996	17.98%	7.15%	80.43%	0.00%	105.56%
1995	23.96%	4.80%	76.49%	0.00%	105.25%
1994	28.09%	8.44%	79.07%	0.00%	115.60%
1993	17.76%	10.98%	69.51%	0.00%	98.25%

COMMISSIONS PAID TO BROKERS BY CATEGORY OTHER MANAGERS AND TOTALS JANUARY 1 - SEPTEMBER 30, 2001

	ARIEL CAPITAL		IBIDIAN ASSET MGMT.		J&W SELIGMAN		NTGI		WILLIAM BLAIR		TOTAL OTHER MANAGERS		TOTAL LARGE CAP MGRS.		TOTAL ALL MANAGERS	
	Actual %	Target	Actual %	Target	Actual %	Target	Actual %	Target	Actual %	Target	Actual %	Target	Actual %	Target	Actual %	Target
Brokerage Program																
Chicago Based Minority & Women Firm or Contacts																
MOC Minority Owned	24.14%	0.00%	0.00%	17.82%	1.43%	0.00%	5.11%	0.00%	13.34%	0.00%	9.50%	11.04%	0.43%	0.43%		
WOC Woman Owned	0.00%	0.00%	0.00%	0.00%	0.00%	0.00%	11.73%	0.00%	2.84%	15.45%	2.10%	10.39%	1.26%	1.26%		
MOCR Minority Owned (Recap)	11.51%	0.00%	0.00%	0.00%	0.00%	0.00%	0.00%	0.00%	0.00%	0.00%	4.71%	2.82%				
MPC Minority Contact	0.00%	0.00%	0.00%	0.00%	0.00%	0.00%	0.00%	0.00%	0.00%	0.00%	0.00%	0.00%				
WPC Woman Contact	0.00%	0.00%	0.00%	0.00%	0.00%	0.00%	0.00%	0.00%	0.00%	0.00%	0.00%	0.00%				
Non-local Based Minority & Women Firm or Contacts																
MO Minority Owned	26.17%	0.00%	0.00%	0.00%	43.45%	0.00%	0.00%	0.00%	5.38%	4.62%	4.62%	4.92%				
WO Woman Owned	0.00%	0.00%	0.00%	0.00%	0.00%	0.00%	0.00%	0.00%	0.00%	0.68%	0.68%	0.41%				
MOR Minority Owned (Recap)	0.00%	15.26%	0.00%	0.00%	0.00%	0.00%	0.00%	0.00%	3.75%	2.43%	2.43%	2.96%				
MP Minority Contact	0.00%	0.00%	0.00%	0.00%	0.00%	0.00%	0.00%	0.00%	0.00%	0.43%	0.43%	0.26%				
WFR Minority Contact (Recap)	0.00%	0.00%	0.00%	0.00%	0.00%	0.00%	0.00%	0.00%	0.00%	1.70%	1.70%	1.02%				
WP Woman Contact	3.36%	0.00%	0.00%	0.00%	0.00%	0.00%	0.00%	0.00%	0.59%	2.37%	2.37%	1.65%				
	29.53%	15.00%	15.00%	15.00%	43.45%	15.00%	0.00%	15.00%	9.72%	15.00%	12.23%	15.00%	11.22%	15.00%		
Chicago Based Firm (Including minority & women firms or contacts)																
	41.61%	40.00%	0.00%	23.37%	1.43%	40.00%	16.84%	40.00%	19.94%	40.00%	43.26%	40.00%	33.90%	40.00%		
COMMISSION RECAPTURE PROGRAM																
MOCR Minority Owned, Chicago Based Firm (Melvin and Beeman)	11.51%	0.00%	0.00%	0.00%	0.00%	0.00%	11.73%	0.00%	2.84%	15.45%	15.45%	10.39%				
First Honolulu	0.00%	15.26%	0.00%	0.00%	0.00%	0.00%	0.00%	0.00%	3.75%	2.43%	2.43%	2.96%				
Merrill Lynch Citation	0.00%	1.49%	0.00%	0.00%	0.00%	0.00%	0.00%	0.00%	0.37%	10.24%	10.24%	6.28%				
	11.51%	30.00%	16.75%	30.00%	0.00%	30.00%	11.73%	30.00%	6.96%	30.00%	28.12%	30.00%	19.63%	30.00%		

Ms. Anderson moved the Report of the Committee on Investments to the omnibus.

REPORT OF THE FINANCIAL SECRETARY

Financial Statement

The Financial Secretary presented herewith a report on the Fund's net assets, changes in net assets, and supporting reports for the three months ending September 30, 2001, with the recommendation that it be approved and printed in the proceedings of this meeting.

STATEMENT OF PLAN ASSETS

	9/30/01	6/30/01
ASSETS		
Cash and cash equivalents	\$ 378,254,125	\$ 470,282,799
Receivables:		
Employer	6,309,203	9,130,270
State of Illinois	5,420,392	5,420,392
Employee	23,667,824	31,847,464
Accrued investment income	46,354,279	59,343,290
Participating teachers' accounts for contributions	1,970,083	1,838,732
Other receivables	95,238	670,265
	<u>83,817,019</u>	<u>108,250,413</u>
Investments, at fair value:		
Equity	5,277,573,567	6,157,402,951
Bonds	3,012,974,494	2,884,065,768
Real estate	558,160,906	557,938,843
Private equity	89,164,362	87,175,989
	<u>8,937,873,329</u>	<u>9,686,583,551</u>
Prepaid expenses	723	1,816
Fixed assets	248,056	248,056
	<u>248,779</u>	<u>249,872</u>
TOTAL ASSETS	<u>9,400,193,252</u>	<u>10,265,366,635</u>
LIABILITIES		
Administrative/accounts payable	121,402,242	153,817,688
TOTAL LIABILITIES	<u>121,402,242</u>	<u>153,817,688</u>
Net assets available for benefits	<u>\$ 9,278,791,010</u>	<u>\$10,111,548,947</u>

STATEMENT OF CHANGE IN PLAN ASSETS

	3 Months Ending 9/30/01	Year Ending 6/30/01
ADDITIONS:		
Employer:		
Early retirement option	\$ —	\$ 3,402,104
Federal funds	2,219,292	8,420,660
State of Illinois	16,311,175	65,094,700
Special leaves	68,468	136,280
Reciprocal collections	3,066	11,378
	18,602,001	77,065,122
Employee	20,270,712	149,094,964
Investment income:		
Interest	55,124,686	255,667,530
Dividends	21,658,365	84,517,978
Securities lending (net)	1,631,449	4,509,347
Realized gains (losses)	(4,742,302)	290,098,664
Unrealized gains (losses)	(808,694,619)	(799,319,230)
	(735,022,421)	(164,525,711)
Miscellaneous	117,815	70,078
TOTAL ADDITIONS	(696,031,893)	61,704,453
DEDUCTIONS:		
Refunds	2,712,872	14,988,165
Pension benefits	117,619,909	445,265,874
Death benefits	184,117	3,310,913
Health insurance rebate	8,772,388	44,088,569
Investment advisory & custodial	6,286,542	27,021,678
Administrative & miscellaneous	1,150,216	4,856,487
TOTAL DEDUCTIONS	136,726,044	539,531,686
NET INCREASE (DECREASE)	(832,757,937)	(477,827,233)
Net assets available for benefits		
at beginning of year	10,111,548,947	10,589,376,180
Net assets available for benefits at end of period	\$ 9,278,791,010	\$10,111,548,947

INVESTMENT ANALYSIS

SEPTEMBER 30, 2001

	FAIR VALUE 9/30/01	FAIR VALUE 6/30/01	FAIR VALUE 9/30/00
ASSETS			
EQUITY	\$ 5,277,573,567	6,157,402,950	6,746,508,263
BONDS	3,012,974,494	2,884,065,768	2,777,550,460
REAL ESTATE	558,160,906	557,938,843	526,719,485
PRIVATE EQUITY	89,164,362	87,975,989	84,672,627
CASH & CASH EQUIVALENT	378,254,125	470,280,119	405,291,172
	<u>\$ 9,316,127,454</u>	<u>10,157,663,669</u>	<u>10,540,742,007</u>
INCOME			
	3 Months	Fiscal Year 2001	Fiscal Year 2000
	7/1/01 - 9/30/01		
DIVIDENDS	21,658,365	84,597,807	82,756,036
INTEREST	55,124,686	260,103,470	247,393,544
SECURITIES LENDING (NET)	1,631,449	4,509,347	5,131,367
NET APPRECIATION	(813,436,921)	(513,776,217)	632,425,737
	<u>\$ (735,022,421)</u>	<u>(164,565,593)</u>	<u>967,706,684</u>

- The rate of return for the quarter ending September 30, 2001 for the S&P 500 Index and Lehman Aggregate Index was -14.68% and 4.62%, respectively. The Fund had a rate of return of -7.60% for quarter ending September 30, 2001 and -1.47% and 9.54% for the year ending June 30, 2001 and June 30, 2000.
- Net appreciation for the year ending June 30, 2001 includes \$5 million of realized losses and \$808 million of unrealized losses. The decrease in net appreciation for the fiscal year 2001 was due to the decline in the Fund's rate of return (from 9.54% to -1.47%). The decline for the quarter ending September 30, 2001 is due to the decline in the return for this period (from -1.47% to -7.60%).

MANAGER FEE ANALYSIS AS OF 9/30/01

	MANAGERS FEES 7/1 - 9/30/01	FAIR VALUE 09/30/01	ANNUAL FEES ASA % OF PORTFOLIO	F. Y. 2001 MGR. FEES
EQUITY				
<i>Domestic</i>				
NTGI Minicap	\$ 76,978	433,180,798	0.0711%	\$ 287,598
NTGI Midcap Index 400 Fund	6,885	229,943,424	0.0120%	26,058
NTGI S & P 500 Index Fund (12/20/00 Funding decreased by \$150 mil)	35,559	1,211,492,699	0.0117%	151,526 *
Ariel Capital	157,165	206,630,314	0.3042%	636,823

Brinson Partners, Inc.	193,073	228,555,346	0.3379%	765,303
Dimensional Fund Adv.	127,861	99,679,515	0.5131%	523,819
Fidelity Management	340,156	404,655,749	0.3362%	1,703,161
Harris Investment	158,124	263,889,209	0.2397%	653,750
Holland Capital	40,066	40,074,596	0.3999%	244,973
Iridian Asset Management	191,745	99,333,612	0.7721%	756,213
J & W Seligman	222,221	209,895,267	0.4235%	1,094,220
New Amsterdam Partners	89,317	118,994,352	0.3002%	425,787
Oppenheimer Capital	91,681	105,645,678	0.3471%	395,483
Waddell & Reed Inv. Mgmt. (12/18/00 Funding decreased by \$100 mil)	156,609	457,004,315	0.1371%	771,837 *
William Blair & Co.	151,215	107,865,750	0.5608%	615,352
Woodford Gayed Mgmt., Inc.	30,836	17,715,264	0.6963%	159,173
Zevenbergen Capital Inc.	78,339	45,131,993	0.6943%	480,587
Internal	N/A	1,410	N/A	N/A
Total	2,147,830	4,279,689,290	0.2007%	9,691,663

International Equity

Lazard Asset Mgmt. (Funded 12/2000 \$250 mil)	187,884	187,508,315	0.4008%	483,229 *
Morgan Stanley Asset Mgmt.	439,006	392,579,914	0.4473%	1,884,791
Zurich Scudder, Intl Group & Emerging Market	311,181	285,395,746	0.4361%	1,607,991
Schroder Capital Emerging Markets	114,573	40,379,606	1.1350%	582,230
Total	1,052,644	905,863,581	0.4648%	4,558,241

Public REITS

La Salle Inv.	124,664	99,877,398	0.4993%	458,170
Morgan Stanley	179,417	106,345,559	0.6748%	673,726
Total	304,081	206,222,956	0.5898%	1,131,896

TOTAL EQUITY	\$ 3,504,555	5,391,775,827	0.2600%	\$15,381,800
---------------------	---------------------	----------------------	----------------	---------------------

FIXED INCOME

Bank of America	\$ 40,708	105,034,154	0.1550%	\$ 135,152
Lincoln Capital (9/29/00 Funding decreased by \$30 mil)	70,738	547,838,329	0.0516%	268,794 *
MDL Capital Mgmt., Inc. (9/29/00 Funding increased by \$30 mil)	22,279	53,732,122	0.1659%	74,710 *
Miller Anderson & Sherrerd	143,956	342,416,846	0.1682%	563,330
NTQA Fixed Income index	38,348	1,610,038,990	0.0095%	153,329
Smith Graham	40,406	65,228,737	0.2478%	154,198
Wellington Mgmt. Co.	177,000	345,745,431	0.2048%	695,679
Internal	N/A	6,110,195	N/A	N/A
Total	533,435	3,076,144,804	0.0694%	2,045,192

REAL ESTATE

Blackstone Group	62,033	18,450,140	1.3449%	306,590 *
Capri/Capital Associates	37,253	20,790,481	0.7167%	149,012
TimesSquare Real Estate (6/30/01 Funding decreased by \$21 mil)	198,477	84,291,939	0.9419%	938,805 *
JP Morgan (6/30/01 funding decreased by \$70 mil)	285,420	107,546,848	1.0616%	1,892,605 *
Lend Lease R. E.	60,245	27,337,944	0.8815%	238,576
Olympus Real Estate	71,607	22,201,375	1.2901%	327,051 *
PRISA (Funded 7/2/01)	190,094	81,000,066	0.9387%	— *
PRISA II (Funded 7/2/01)	49,393	20,000,040	0.9879%	— *
RREEF	105,159	59,732,339	0.7042%	755,571
SSR Tower (Liquidated 6/30/01)	—	—	—	431,625
UBS Realty Inv. (6/30/01 Funding increased by \$32.9 mil)	227,939	80,620,266	1.1309%	547,591 *
Walton	27,404	7,736,471	1.4169%	112,814 *
Walton Fund II	45,118	19,177,734	0.9410%	172,191
Walton Fund III	24,910	9,275,274	1.0743%	84,806 *
Total	1,385,052	558,160,917	0.9926%	5,957,237

ALTERNATIVE INVESTMENT

Adams Street Partners, LLC	215,417	19,780,443	4.3562%	642,658 *
HarbourVest Partners	194,123	23,762,374	3.2677%	730,412 *
Mesirow Financial	81,875	19,158,565	1.7094%	327,500 *
Mesirow Financial (Fund II Funded 7/31/01)	61,400	1,800,000	13.6444%	— *
Mesirow Financial (Fund VIII)	—	—	—	—
Pantheon Ventures Fund IV (Start funding 1/22/01)	18,497	2,474,705	2.9898%	48,448 *
Pantheon Europe Fund (Start funding 1/8/01)	13,419	2,258,210	2.3769%	71,430 *
Pantheon Ventures	59,426	19,930,065	1.1927%	226,925 *
Total	644,157	89,164,362	2.8898%	2,047,373

CASH EQUIVALENT

Internal	N/A	137,169,996	N/A	N/A
TOTAL MANAGER FEES	\$ 6,067,199	9,252,415,906	0.2623%	\$25,431,602

* Manager fees for these managers are fees based on adjusted Market Value by the increase or decrease of their fundings and are the actual fees paid. However, they do not provide a strong comparison, since they are for less than 12 months.

Notes:

N/A applies to accounts for which the Fund does not pay managers fees.

ADMINISTRATIVE & INVESTMENT EXPENSE ANALYSIS

	3 Months Ending 9/30/01		Budget YE 2002	%	Year Ending 6/30/01	Year Ending 6/30/00
Salaries	\$ 709,157	1	3,028,000	23%	\$ 2,766,610	\$ 2,610,503
Actuary fees	9,500	2	46,000	21%	45,500	41,750
Auditing	—	3	34,000	0%	31,000	30,500
Consulting fees	—	4	22,000	0%	76,095	27,415
Data processing expense	1,535	5	20,000	8%	29,463	27,163
Election expense	16,288	6	24,000	68%	1,035	23,987
Employee's health insurance	126,258	7	529,000	24%	461,078	406,940
Health insurance consulting	31,976	8	100,000	32%	69,870	45,730
Insurance premiums	1,180	9	16,500	7%	14,452	11,496
Legal fees	29,598	10	160,000	18%	162,538	118,880
Legislative expense	21,753	11	89,100	24%	83,055	74,550
Maintenance of equipment, systems, software and support	21,374	12	70,000	31%	64,120	66,394
Medical fees	3,642	13	20,000	18%	19,820	12,998
Membership dues, conference attendance, etc.	1,457	14	28,000	5%	27,373	15,975
Office forms and supplies	9,215	15	52,500	18%	52,296	59,975
Office rent and utilities	92,886	16	368,000	25%	340,266	343,169
Postage	33,502	17	162,500	21%	161,141	149,704
Printing and binding	21,951	18	150,000	15%	212,047	171,900
Studies and evaluation	—		55,000	0%	—	—
Temporary staffing	—	19	50,000	0%	4,096	36,724
Trustees' expenses	3,036	20	72,000	4%	70,547	53,434
Miscellaneous	15,908	21	65,000	24%	73,249	46,765
Total Administrative	\$ 1,150,216		5,161,600	22%	\$ 4,765,651	\$ 4,375,952
Custodial	\$ 129,343	22	669,500	19%	\$ 650,655	\$ 549,004
Consulting	90,000	23	360,000	25%	373,799	284,917
Manager fees	6,067,199	24	27,550,000	22%	25,431,602	24,028,050
Total Investment	\$ 6,286,542		28,579,500	22%	\$26,456,056	\$24,861,971
Office equipment	—	25	300,000	0%	\$ 248,056	\$ 54,848

3 Audit expenses incurred primarily in 10/01.

6 Three Trustee elections held in October and November require expenses to be incurred early in year.

14/20 Infrequent travel in fall 2001 due to current world events.

18 Only one printing required during period.

Mr. Silver moved the Report of the Financial Secretary to the omnibus.

REPORT OF THE PRESIDENT

2002 Board of Trustees' Meeting Schedule

The President noted Article 2, Section 1 of the Bylaws of the Board of Trustees states that "Regular meetings of the Board shall be held pursuant to the schedule set by the Trustees at the first meeting after the election of Trustees. The schedule may be amended by majority vote."

The President recommended the following schedule of regular and special meetings for 2002:

Thursday, January 17, 2002 Special Meeting*
 Tuesday, February 19, 2002 Regular Meeting
 Thursday, March 21, 2002 Special Meeting*
 Tuesday, April 9, 2002 Regular Meeting
 Thursday, May 16, 2002 Special Meeting*
 Tuesday, June 18, 2002 Regular Meeting
 Thursday, July 18, 2002 Special Meeting*
 Thursday, August 15, 2002 Special Meeting*
 Tuesday, September 17, 2002 Regular Meeting
 Thursday, October 17, 2002 Special Meeting*
 Tuesday, November 19, 2002 Regular Meeting

All meetings are held at 9:00 a.m. unless otherwise noted.

*Tentative

President Reilly moved her report to the omnibus.

REPORT OF THE EXECUTIVE DIRECTOR

Early Retirement Option Update

Mr. Michael Nehf and Mr. Lawrence Martens, Benefits Director, reported on the status of the Early Retirement Option (ERO) following the Board of Trustees' action to extend the ERO to employees who retired between July 1, 1999 and June 30, 2001, and missed the Chicago Public Schools' imposed deadlines.

Interest Payments on Refunds of 2.2 Upgrade Costs Approved

Mr. Nehf and Mr. Martens reported on the interest payments on refunds of 2.2 upgrade costs. The 2.2 upgrade cost refund for members with at least 30 years of service credit at retirement will include interest of 5%, per year, payable from the date of payment. Following discussion a motion was made by Mr. Ward, seconded by Ms. Anderson, that any refund, caused by a recalculation of 2.2 upgrade cost, shall include regular interest. The motion passed by the following vote:

Ayes: Ms. Anderson, Ms. Finnegan, Mr. Katsulis, Ms. Knazze, Ms. Nolan, Ms. Reilly, Ms. Rodriguez, Mr. Silver, Mr. Ward—9.

Nays: Mr. Sokolnicki—1.

(Mr. Mayo and Mr. Saffold were not present at the time the vote was taken.)

OATHS OF OFFICE

In accordance with the requirements of Sections 17-138 and 17-139 of the Illinois Pension Code, Ms. Patricia A. Knazze and Mr. Gene R. Saffold subscribed to the following constitutional oath of office.

"I do solemnly swear that I will support the Constitution of the United States and the Constitution of the State of Illinois, and that I will faithfully discharge the duties of the office of trustee of the Public School Teachers' Pension and Retirement Fund of Chicago, according to the best of my ability."

The signed oaths were filed with the documents for this meeting.

REPORT OF THE ATTORNEY

Mr. Joseph Burns of Jacobs, Burns, Orlove, Stanton and Hernandez, defined the Youth Connection Charter School (YCCS) for the benefit of the new Trustees. He updated the Trustees on the current issue with the YCCS program relating to the collection of employee contributions. He indicated that this issue will be revisited in further detail.

REPORT OF THE INVESTMENT CONSULTANT

Investment Performance Evaluation

Mrs. Stephanie Braming of Mercer Investment Consulting Inc. reviewed the third quarter investment performance evaluation for the period ended September 30, 2001. She addressed questions raised by members of the Board of Trustees.

Summarization of the Roundtable Discussion

Mr. Brad Blalock presented a summarization of the roundtable discussion of the Fund's current domestic equity managers and minority brokers. Mercer was asked to complete several items:

1. Solicit Lynch Jones & Ryan to participate as a commission recapture broker.
2. Contact Berean Securities to seek guidance on whether they preferred participating in the commission recapture program or in the discounted brokerage program.
3. Provide a written brokerage policy for the active large cap equity managers.
4. Provide a recommendation as to the potential penalties for non-compliance with the brokerage policy.

Solicitation of Lynch Jones & Ryan

Mercer solicited Lynch Jones & Ryan (LJR) regarding commission recapture for the Fund. LJR accepted the invitation and is providing an agreement letter. The agreed upon rebate percentage is 70%.

Contact with Berean Securities

Mercer contacted Dudley Brown, president of Berean, and asked if Berean would prefer participating as the sole minority commission recapture firm with a 5% target or as one of multiple minority firms trading at reduced commissions with a 35% overall target. Mr. Brown requested to participate in both.

Written Brokerage Policy

Mercer presented a draft brokerage policy.

Potential Penalties for Non-Compliance with Stated Brokerage Policy

Mercer recommended that managers that are not in compliance be asked to present to the Board of Trustees in person, the specific reasons why they could not comply with the stated brokerage policy. Mercer recommended that these meetings take place every six months following the receipt of the report of compliance.

Mercer believes that the possibility of meeting with the Trustees to explain non-compliance will strongly encourage compliance from managers. However, certain managers clearly stated in the October 18th meeting that they do not believe that they will be compliant. Mercer believes these managers should be allowed to present the facts of why they are unable to achieve the target. It will then be the responsibility of the Trustees to decide on a case-by-case basis if the explanation provided is acceptable. Mercer strongly believes the brokerage policy should not dictate the manager structure of the Fund.

Large Cap Active Domestic Equity Brokerage Policy

Mercer presented and reviewed with the Trustees a draft brokerage policy. Following review, Mr. Blalock addressed questions raised by Trustees.

Subject to best execution, each large cap active domestic equity manager for the Public School Teachers' Pension and Retirement Fund is asked to direct the following amount of commission dollars:

A motion was made by Mr. Ward, seconded by Mr. Silver, and unanimously passed, as amended, that 35% of total commission dollars shall be directed to minority and women business enterprises with a significant presence in Chicago at a fixed per share cost not to exceed 4.5 cents.

An additional 15% of total commission dollars shall be directed to commission recapture through Merrill Lynch Citation or Lynch Jones & Ryan.

The investment manager may credit each transaction to only one category. Additionally, each manager will submit a compliance report as of June 30 and December 31 of each year. If a manager fails to comply with the above guidelines, they may be asked to appear before the Trustees and explain why they were unable to achieve the stated targets.

Trustees instructed staff to prepare letters with the new policy to all large cap active domestic equity brokers.

The Trustees will revisit the policy for the fixed income and international at the January meeting.

REPORT OF THE HEALTH INSURANCE CONSULTANT

Long-Term Care Discussion Guide

Mr. Mitch Bramstaedt and Ms. Karen Paul of The Segal Company presented and reviewed with the Trustees a general overview of long-term care benefits and issues. Following review, Ms. Paul addressed questions raised by Trustees.

Ad Hoc Committee for Long-Term Care

An ad hoc committee was formed to investigate the possibility of providing a group long-term care policy available to retirees. Mr. Jack Silver, Ms. Carole Nolan, and Ms. Mary Sharon Reilly were appointed to the committee.

Strategic Planning Overview

Ms. Amy S. Timmons of The Segal Company presented and reviewed with the Trustees an outline to assist the Fund in the review of the Fund's current mission statement and develop a strategic plan that would provide a foundation and guidelines to achieving organizational goals and objectives.

Following discussion, a motion was made by Mr. Ward, seconded by Ms. Nolan, to hire The Segal Company to assist in the development of the Fund's goals and priorities, at a cost not to exceed \$7,500. The motion passed by the following roll call vote:

Ayes: Ms. Anderson, Ms. Knazze, Mr. Mayo, Ms. Nolan, Ms. Reilly, Ms. Rodriguez, Mr. Saffold, Mr. Silver, Mr. Sokolnicki, Mr. Ward—10.

Nays: Ms. Finnegan, Mr. Katsulis—2.

Medical Coverage for 2003

After some discussion, a motion was made by Mr. Ward, seconded by Ms. Anderson, and unanimously passed, to engage The Segal Company in the first phase of investigating alternative insurance carriers for the Fund's current coverage, at a cost not to exceed \$8,000. The motion passed by the following roll call vote:

Ayes: Ms. Anderson, Ms. Finnegan, Mr. Katsulis, Ms. Knazze, Mr. Mayo, Ms. Nolan, Ms. Reilly, Ms. Rodriguez, Mr. Saffold, Mr. Silver, Mr. Sokolnicki, Mr. Ward—12.

Nays: None.

NEW BUSINESS

Organization of the Board

A motion was made by Ms. Nolan, seconded by Ms. Finnegan, to move the following slate of officers.

Officers:

President:	Mary Sharon Reilly
Vice President:	Patricia Knazze
Financial Secretary:	Jack Silver
Recording Secretary:	Maria J. Rodriguez

A motion was made by Mr. Ward, seconded by Mr. Sokolnicki, to move Mary Sharon Reilly and her slate as president by acclamation.

(Ms. Anderson and Mr. Silver were not present at the time the vote was taken.)

OMNIBUS VOTE

On a motion by Mr. Ward, seconded by Ms. Knazze, and by unanimous vote, the foregoing committee reports which were moved to the omnibus were approved.

ADJOURNMENT

On a motion by Mr. Sokolnicki, seconded by Ms. Rodriguez, and by unanimous vote, the meeting was adjourned at 2:55 p.m.

Respectfully submitted,



Maria J. Rodriguez
Recording Secretary

REPORT OF THE PROCEEDINGS
OF THE
Board of Trustees
OF THE
**Public School Teachers' Pension and
Retirement Fund of Chicago**

Special Meeting - Official Report
Thursday, January 17, 2002

A special meeting of the Board of Trustees of the Public School Teachers' Pension and Retirement Fund of Chicago was held Thursday, January 17, 2002.

The President, Ms. Mary Sharon Reilly, called the meeting to order at 9:13 a.m.

PUBLIC PARTICIPATION

Ms. Carolyn M. Lee, a retired teacher, asked questions about the disbursement of health insurance rebate checks.

Mr. Wolf Wilensky, a retired teacher, appealed to the Trustees for assistance in enrolling in a health insurance plan.

ROLL CALL

Members present: Ms. Anderson, Ms. Finnegan, Mr. Katsulis, Ms. Knazze, Mr. Mayo, Ms. Nolan, Ms. Reilly, Ms. Rodriguez, Mr. Silver, Mr. Sokolnicki, Mr. Ward—11.

Members absent: Mr. Saffold—1.

Also in attendance were Mr. Michael J. Nehf (*Executive Director*), Mr. Kevin Huber (*Chief Financial Officer*), Mr. Joseph Burns of Jacobs, Burns, Orlove, Stanton and Hernandez

(*Legal Counsel*), Mr. Brad Blalock and Mrs. Stephanie Braming of Mercer Investment Consulting, Inc. (*Investment Consultant*), Mr. Mitch Bramstaedt of The Segal Company (*Insurance Consultant*), and various observers and staff members.

REPORT OF THE INVESTMENT CONSULTANT

2002 Investment Program

Mr. Brad Blalock and Mrs. Stephanie Braming of Mercer Investment Consulting, Inc. outlined key activities that Mercer would like to conduct with the Trustees during 2002, in addition to continued manager due diligence and performance evaluation activities. They addressed questions raised by Trustees.

Investment Manager Update

Mr. Blalock and Mrs. Braming reported that the portfolio manager for J & W Seligman will be leaving the firm next month. They indicated that the new lead portfolio manager for the Fund's account will be Rick Rubkun. They also indicated that they will attend an onsite due diligence meeting and will give an update and make further recommendations at the next Trustee meeting.

Mr. Blalock and Mrs. Braming updated the Trustees on the Scudder merger and reported that they will make a recommendation at the next Trustee meeting.

Brokerage Policy Discussion

Mr. Blalock and Mrs. Braming presented the Fund's current brokerage policy for large cap domestic equity, international equity, and fixed income managers. They also presented their recommendations.

Definition of "Significant Presence" in Chicago Discussion

The Trustees discussed the issue of defining "significant presence" in Chicago as it relates to the Fund's domestic equity program.

Communication from a Trustee

Mr. Silver submitted and read the following memorandum to the Trustees:

The new minority brokerage policy the Board apparently adopted at the November 2001 meeting, in response to political pressure by certain local brokerage firms, is extremely dangerous for a number of reasons.

First, the new policy requires the fund's staff to get into the business of "qualifying" minority firms to participate in the minority brokerage program. The fund's staff has no expertise in performing brokerage firm due diligence reviews. This lack of expertise is evident from the fact that 50% of the brokerage firms that have been "qualified" to date have serious regulatory and financial disciplinary issues in their pasts. What will happen when one of our "qualified" firms encounters serious problems that result in an economic

loss to the fund? Do we really want to hand-pick a select number of firms, based upon political considerations, to receive the fund's brokerage business and then direct our managers, in writing, to do business with these firms? Are we confident that these firms today and into the future will continue to be the best out there? Is there no risk that the decisions we make today regarding these firms will embarrass us in the future?

Second, at today's meeting the Board will determine what constitutes a "significant presence" in Chicago. Do we really want to get involved in deciding whether a firm has a "significant presence" versus an "insignificant presence"? What recourse will firms who have been disqualified have? Will our policy of excluding minority firms from other cities and states eventually result in Chicago firms being excluded elsewhere? I predict it will and, in the long run, our new policy will actually be harmful to minority firms based in Chicago.

Finally, the Board has fixed the brokerage commission rates managers pay to minority firms at 4.5 cents. The Board has no expertise in determining the appropriate commission rates managers should pay to brokers. If the Board is confident that 4.5 cents is the appropriate commission per share our managers should pay, why not fix all domestic commissions at 4.5? Why stop here? We have never fixed the commissions our managers pay before because neither we, nor the SEC for that matter, has ever been able to determine the commission that should apply with respect to every trade. We should not fix commission rates paid to minority brokers unless we are prepared to fix all commission rates paid to all brokers.

For all of the above reasons, I implore you to abandon this reckless new policy.

After Mr. Silver's memorandum was read, the discussion of the definition of "significant presence" in Chicago continued.

"Significant Presence" in Chicago Defined

A motion was made by Mr. Silver, seconded by Ms. Rodriguez, that "significant presence" in Chicago be established as 50% or more of personnel and/or revenue of a firm in Chicago. The motion passed by the following vote:

Ayes: Ms. Anderson, Ms. Finnegan, Mr. Katsulis, Mr. Mayo, Ms. Nolan, Ms. Reilly, Ms. Rodriguez, Mr. Silver—8.

Abstention: Mr. Ward—1.

(Ms. Knazze and Mr. Sokolnicki were not present at the time the vote was taken.)

Motion to Include Broker in Brokerage Program Failed

A motion was made by Mr. Ward, seconded by Ms. Anderson, to include First Honolulu as a qualified minority broker. The motion failed by the following vote:

Ayes: Ms. Anderson, Mr. Katsulis, Ms. Rodriguez, Mr. Ward—4.

Nays: Ms. Finnegan, Mr. Mayo, Ms. Nolan, Ms. Reilly, Mr. Silver—5.

(Ms. Knazze and Mr. Sokolnicki were not present at the time the vote was taken.)

REPORT OF THE EXECUTIVE DIRECTOR

Lease Negotiations

Mr. Michael Nehf reported that the Fund has a contract to negotiate a lease with either the 12th or 14th floor of the 55 W. Wacker Drive Building.

EXECUTIVE SESSION

A motion was made by Ms. Anderson, seconded by Ms. Knazze, and unanimously passed, to enter in an executive session for the purpose of discussing legal matters. The executive session lasted from 10:42 a.m. to 10:45 a.m.

(Mr. Sokolnicki was not present at the time the vote was taken.)

Following executive session, a motion was made by Mr. Silver, seconded by Ms. Finnegan, and unanimously passed, to resume the regular order of business.

(Mr. Sokolnicki was not present at the time the vote was taken.)

Approval to Negotiate 14th Floor Lease

A motion was made by Mr. Silver, seconded by Ms. Finnegan, and unanimously passed, to authorize staff and legal counsel to negotiate a lease for the 14th floor of the 55 W. Wacker Drive Building.

Discussion of Monetarily Pensionable Sick Days

Mr. Katsulis proposed a benefit change which would allow Chicago Public School teachers and administrators to make unused sick days pensionable. He asked the Trustees for support of the concept of making a certain percentage of sick days pensionable.

The Trustees asked Mr. Nehf to coordinate a meeting with the Board of Education and Chicago Teachers Union to discuss the feasibility of making unused sick days pensionable.

Following discussion, a motion was made by Ms. Anderson, seconded by Ms. Rodriguez, to support the concept of making unused sick days pensionable for Chicago Public School (CPS) teachers and administrators upon retirement. The motion passed by the following vote:

Ayes: Ms. Anderson, Ms. Finnegan, Mr. Katsulis, Ms. Knazze, Ms. Reilly, Ms. Rodriguez—6.

Nays: Ms. Nolan, Mr. Sokolnicki—2.

Abstentions: Mr. Mayo, Mr. Ward—2.

(Mr. Silver was not present at the time the vote was taken.)

Discussion of Payment of Sick Days Without Restrictions

Mr. Katsulis reported that the policy regarding payment of sick days for teachers and administrators includes various restrictions. He proposed that CPS employees be monetarily compensated for their sick days at the time of retirement, with no restrictions

Discussion of Bonus Bank for Administrators

Mr. Katsulis reported that for the past several years, CPS has offered additional compensation to principals, assistant principals and administrators in the form of Reserve Days. Mr. Katsulis proposed the creation of a new bank ("Bonus Bank") whereas future days would be placed in the new bank, considered a bonus, and be pensionable. The Trustees recommended Mr. Katsulis meet with representatives of Chicago Principals Association and Chicago Teachers Union for further discussion.

OLD BUSINESS

Organization of the Board

Committee Chairpersons:

Committee on Finance:	Jack Silver
Committee on Claims and Service Credits:	Rose Mary Finnegan
Committee on Pension Law and Rules:	Terri Katsulis
Committee on Investments:	Shirley Anderson

A motion was made by Mr. Silver, seconded by Mr. Katsulis, to approve the committee chairpersons as listed above. The motion passed by the following vote:

Ayes: Ms. Anderson, Ms. Finnegan, Mr. Katsulis, Ms. Knazze, Mr. Mayo, Ms. Reilly, Mr. Silver, Mr. Sokolnicki—8.

Abstentions: Ms. Nolan, Mr. Ward—2.

(Ms. Rodriguez was not present at the time the vote was taken.)

Change in Rollover Instructions

Mr. Lawrence Martens, benefits director, asked the Trustees to change instructions to staff to allow the rollover from qualified plans to pay for bills from the Pension Fund.

A motion was made by Ms. Anderson, seconded by Ms. Finnegan, and unanimously passed to allow the purchase of optional service credit in this Fund to be paid by a Trustee-to-Trustee transfer (rollover) from an Internal Revenue qualified tax deferred retirement plan.

REPORT OF THE HEALTH INSURANCE CONSULTANT

Strategic Planning Process

Mr. Mitch Bramstaedt, Amy Timmons and Kathy Eitelberg of The Segal Company presented and reviewed with the Trustees a short description of the strategic planning process. The Trustees discussed the Fund's strengths and weaknesses while assessing the Fund's environment.

The Segal Company is scheduled to return to the special Board meeting in the afternoon of March 21, 2002 to review the Fund's current mission statement.

ADJOURNMENT

On a motion by Mr. Silver, seconded by Ms. Rodriguez, and by unanimous vote, the meeting was adjourned at 2:45 p.m.

Respectfully submitted,



Maria J. Rodriguez
Recording Secretary

REPORT OF THE PROCEEDINGS
OF THE
Board of Trustees
OF THE
**Public School Teachers' Pension and
Retirement Fund of Chicago**

Executive Session - Official Report
Thursday, January 17, 2002

An executive session of the Board of Trustees of the Public School Teachers' Pension and Retirement Fund of Chicago was held Thursday, January 17, 2002, for the purpose of discussing legal matters.

The President, Ms. Mary Sharon Reilly, called the meeting to order at 10:42 a.m., with the following members present: Ms. Anderson, Ms. Finnegan, Mr. Katsulis, Ms. Knazze, Mr. Mayo, Ms. Nolan, Ms. Reilly, Ms. Rodriguez, Mr. Silver, Mr. Ward—10.


Members absent: Mr. Saffold, Mr. Sokolnicki—2.

Also in attendance were Mr. Michael J. Nehf (*Executive Director*), Mr. Kevin Huber (*Chief Financial Officer*), and Mr. Joseph Burns of Jacobs, Burns, Orlove, Stanton and Hernandez (*Legal Counsel*).

Discussion ensued regarding legal matters. No further action was taken.

There being no further business, the executive session was adjourned at 10:45 a.m.

Respectfully submitted,



Maria J. Rodriguez
Recording Secretary

REPORT OF THE PROCEEDINGS
OF THE
Board of Trustees
OF THE
**Public School Teachers' Pension and
Retirement Fund of Chicago**

Regular Meeting - Official Report
Tuesday, February 19, 2002

A regular meeting of the Board of Trustees of the Public School Teachers' Pension and Retirement Fund of Chicago was held Tuesday, February 19, 2002.

The President, Ms. Mary Sharon Reilly, called the meeting to order at 9:12 a.m.

ROLL CALL

Members present: Ms. Anderson, Ms. Finnegan, Mr. Katsulis, Ms. Knazze, Mr. Mayo, Ms. Nolan, Ms. Reilly, Ms. Rodriguez, Mr. Silver, Mr. Sokolnicki, Mr. Ward—11.

Members absent: Mr. Saffold—1.

Also in attendance were Mr. Michael J. Nehf (*Executive Director*), Mr. Kevin Huber (*Chief Financial Officer*), Mr. Joseph Burns of Jacobs, Burns, Orlove, Stanton and Hernandez (*Legal Counsel*), Mr. Brad Blalock of Mercer Investment Consulting, Inc. (*Investment Consultant*), Mr. Terry Ahern and Ms. Michele Dinn of The Townsend Group (*Real Estate Investment Consultant*), Mr. Eugene M. Barnes of E.M. Barnes and Associates (*Legislative Lobbyist*), Mr. Jeff Markert and Ms. Julie Barrientos of KPMG (*Independent Auditor*), Mr. Mitch Bramstaedt and Ms. Karen Paul of The Segal Company (*Insurance Consultant*), and various observers and staff members.

PUBLIC PARTICIPATION

Ms. Mary Woods, a retired teacher, appealed to the Trustees for assistance in enrolling in a health insurance plan.

Ms. Myrtle Bruce, a retired teacher, appealed to the Trustees for assistance in enrolling in a health insurance plan.

Mr. James Edminster, a retired teacher, appealed to the Trustees for assistance in enrolling in a health insurance plan.

Ms. Carlyn Tucker, a retired teacher, asked questions regarding the 2.2 upgrade cost for teachers who retired with less than 30 years of service.

APPROVAL OF MINUTES

On a motion by Mr. Ward, seconded by Mr. Sokolnicki, and by unanimous vote, the minutes of the meetings on November 20, 2001 and January 17, 2002 were approved as amended and ordered printed. (*Ms. Anderson, Mr. Mayo, Ms. Rodriguez, and Mr. Silver were not present at the time the vote was taken.*)

REPORT OF THE LEGISLATIVE LOBBYIST

Mr. Eugene M. Barnes of E.M. Barnes and Associates updated the Trustees on the anticipated topics for discussion in Governor George Ryan's February 20, 2002 State Address. He also reported on prior and upcoming meetings of the Illinois Pension Laws Commission. Mr. Barnes addressed questions raised by Trustees.

REPORT OF THE INVESTMENT CONSULTANT

Investment Performance Evaluation

Mr. Brad Blalock of Mercer Investment Consulting Inc. reviewed the fourth quarter investment performance evaluation for the period ended December 31, 2001. He recommended that three Pension Fund investment managers be asked to attend the April Trustee meeting to discuss reorganization and operations. Mr. Blalock addressed questions raised by Trustees.

REPORT OF THE REAL ESTATE INVESTMENT CONSULTANT

2002 Real Estate Investment Plan

Mr. Terry Ahern and Ms. Michele Dinn of The Townsend Group reviewed the real estate investment plan for the year 2002. They presented their recommendations and initiatives for the Fund. Townsend recommended that several Pension Fund real estate investment managers be asked to attend an upcoming Trustee meeting to give their perspectives on the changing markets and to discuss their strategies.

REPORT OF THE ACTUARY

Actuarial Valuation

Mr. Sandor Goldstein of Goldstein and Associates presented the Actuarial Valuation as of June 30, 2001. He provided a summary of the results of the valuation.

Mr. Goldstein indicated that the same actuarial assumptions were used for the June 30, 2001 valuation as were used for the June 30, 2000 valuation.

He indicated that as of June 30, 2001, the total actuarial liability amounted to \$10,387,568,945 and the actuarial value of assets was \$10,387,568,945, resulting in an unfunded liability of \$5,135,714 and a funded ratio of 99.9%. In comparison, as of June 30, 2000, the unfunded liability was \$328,168,774, and the funded ratio was 96.7%.

He stated that on the basis of the results of the June 30, 2001 valuation and taking into account the funding plan currently in effect for the Fund, there is no Board of Education contribution requirement for Fiscal Year 2003.

He also discussed the results of the 45-year funding projections that were done as part of the valuation. He indicated that based on the results of these projections, the first year that the Board of Education will be required to make a contribution to the Pension Fund is 2008.

REPORT OF THE INDEPENDENT AUDITOR

Management Letter

Mr. Jeff Markert and Ms. Julie Barrientos of KPMG presented their 2001 Management Letter. Mr. Markert and Ms. Barrientos made comments and recommendations involving internal control and other operational matters for consideration. They outlined recommendations on establishing a business continuity plan and a records retention policy.

Standards Communications of the Audit Committee

Mr. Markert noted general information related to conducting the audit. He also noted that there were no negative issues or reportable instances with management.

Financial Statements and Schedules

Mr. Markert reported that KPMG has audited the Statements of Plan Net Assets of the Fund as of June 30, 2001 and 2000. He reported that the audit was conducted in accordance with the auditing standards generally accepted in the United States.

He reported that the standards under which the audit was conducted require that KPMG plan and perform the audits to obtain reasonable assurance about whether the financial statements are free of material misstatements. KPMG concluded that the financial statements fairly present the financial position of the Fund as of June 30, 2001 and 2000.

PENSION FUNDING LAWSUIT

Ms. Marilyn F. Johnson, general counsel of the Chicago Board of Education, reviewed with the Trustees the pension funding lawsuit involving the Chicago Board of Education and the four individual fund annuitants against James Ryan, Illinois attorney general. Mr. Buzz Sawyer, Office of Management and Budget, and Ms. Cynthia Asghar, Department of Finance of the Chicago public schools, were also in attendance to address questions raised by Trustees.

Ms. Johnson informed the Trustees of the three basic claims in the lawsuit that all stem from various provisions of the Constitution of the State of Illinois:

- Article IV, Section 13 (the "Special Legislation Clause") and Article I, Section 2 (the equal protection clause"), because by passing a local law when a general law is or can be made applicable, the General Assembly discriminates among similarly situated class members (i.e., Illinois public school teachers) with no rational basis;
- Article I, Section 2 (the "equal protection" and "due process" clauses), because the funding disparity forces the Board to maintain a double tax burden on Chicago's property taxpayers; and,
- Article X, Section 1 (the "Education Article"), because by producing an unfair and inefficient distribution of educational benefits and opportunities among the State's school districts, the funding disparity violates the Education Article's mandate that the State shall provide for an efficient system of high quality public educational institutions and services.

Ms. Johnson asked the Trustees to join with the Chicago Board of Education and the individual fund annuitants as a plaintiff in this litigation. She urged favorable consideration from the Board of Trustees.

Following review and discussion, Mr. Joseph Burns, fund counsel and Mr. Henry Anselmo, lobbyist addressed questions raised by Trustees.

REPORT OF THE HEALTH INSURANCE CONSULTANT

Medical Market Survey

Mr. Mitch Bramstaedt and Ms. Karen Paul of The Segal Company presented the results of the medical market survey they were asked to perform to ascertain what medical benefit programs might be available to the Fund. Segal performed this survey by contacting multiple Chicago area and national healthcare vendors. Mr. Bramstaedt and Ms. Paul addressed questions raised by Trustees.

Retiree Insurance Eligibility and Enrollment Options

The Segal Company was asked to provide information concerning the Fund's policy on eligibility and enrollment in its sponsored plans and possible options to alter the policy. Mr. Bramstaedt reviewed with the Trustees the current policy for insurance eligibility. He then compared our policy for insurance eligibility with the Teachers' Retirement System of Illinois (TRS).

A motion was made by Ms. Anderson, seconded by Ms. Rodriguez, and unanimously passed, to authorize Segal to conduct an analysis of the average cost of claims per health care enrollee, at a cost not to exceed \$10,000. The motion passed by the following vote:

Ayes: Ms. Anderson, Ms. Finnegan, Mr. Katsulis, Ms. Knazze, Mr. Mayo, Ms. Nolan, Ms. Reilly, Ms. Rodriguez, Mr. Silver, Mr. Sokolnicki, Mr. Ward—11.

Nays: None.

Mental Health Parity Discussion

Mr. Bramstaedt reviewed with the Trustees an appeal from a retired member of the pension fund regarding health insurance coverage for mental illness. He discussed the effects of the Mental Health Parity Act with the Trustees. He reported to the Trustees the Pension Fund's current plan is in compliance with the law.

FOLLOW UP DISCUSSION OF PUBLIC PARTICIPATION REGARDING HEALTH INSURANCE ENROLLMENT

Mr. Michael Nehf reviewed with the Trustees requests of retired members regarding reconsideration for the continuation of health insurance beyond the open enrollment deadline date.

A motion was made by Mr. Ward, to adopt a policy for enrollment for health care applicants who missed the deadlines and to extend our insurance to them for a period of three months, starting the insurance the next appropriate month when it is due to errors, omissions, or mail failures. After further discussion, Mr. Ward withdrew his motion.

A recommendation was made by Mr. Nehf to follow the current enrollment rules and if retired members want to appeal to the Board, then the Board could approve an exception. The three retired members that made presentations were approved as exceptions to the normal enrollment rules.

REPORT OF COMMITTEE ON FINANCE

Bills

The following bills were presented with the recommendation that they be approved.

ACE STAMP WORKS:		
1/24/02	Misc office supplies.....	\$ 379.70
AMERITECH:		
1/24/02	Monthly telephone service: 11/15/01 - 2/6/02	5,473.81
AMERITECH:		
12/6/01	Annual service agreement: 12/18/01 - 12/18/02	2,412.00
SHIRLEY ANDERSON:		
1/10/02	Reimburse out of pocket expenses International Foundation Conf., 10/6 -10/10/01, San Francisco, CA	\$ 585.10

Bills (continued)

1/24/02	Per diem, Mercer Global Investment Forum, 2/2 - 2/6/02, Scottsdale, AZ	375.00	
1/31/02	Reimburse meeting travel expenses: 7/1 - 12/31/01	<u>210.00</u>	1,170.10
	ANINA TRAVEL SERVICE, INC.:		
1/7/02	Airfare, AFT/GASB Meeting, 1/15/02, Washington, DC: Nehf.....	280.50	
1/7/02	Airfare, Mercer Global Investment Forum 2/3 - 2/5/02, Scottsdale, AZ: Nehf, Anderson, Rodriguez, Finnegan, Knazze.....	<u>1,446.50</u>	1,727.00
	HENRY P. ANSELMO:		
11/1/01	Legislative consulting: 11/01 - 1/02		12,637.18
	ASSOCIATION OF ILLINOIS PUBLIC RETIREMENT SYSTEMS:		
1/24/02	Calendar year 2002: administrative expenses		1,000.00
	ATLAS STATIONERS, INC.:		
11/1/01	Election supplies	141.93	
12/6/01	Office furniture	189.99	
12/6/01	Complimentary pencils	1,288.00	
1/24/02	Misc office supplies	1,644.10	
1/24/02	Copier paper.....	<u>668.10</u>	3,932.12
	BAIRD & WARNER:		
11/1/01	Parking: 11/01		245.00
	E.M. BARNES & ASSOCIATES:		
1/1/02	Legislative consulting: 1/1 - 3/31/02.....		9,788.75
	BINNY'S BEVERAGE DEPOT:		
1/17/02	Beverages: trustee meetings		44.75
	BLUE OCEAN SOFTWARE, INC.:		
11/1/01	Multi-user software for election		1,005.00
	BRADLEY CONSULTING GROUP, INC.:		
11/15/01	Consulting services for database installation: 10/1 - 12/31/01.....		8,500.00
	CAHILL PRINTING COMPANY:		
11/29/01	Teacher trustee election supplies	17,269.00	
	Office forms	1,501.50	
	Retirement booklets	4,292.50	
1/10/02	Newletters	8,215.00	
1/24/02	Business cards.....	<u>102.00</u>	31,380.00
	CATCH & CARRY:		
11/8/01	OTG lunch meeting.....	54.00	
11/9/01	Luncheon for pension-election	<u>289.00</u>	343.00
	CDW COMPUTER CENTERS, INC.:		
11/1/01	Computer software.....	5418.99	
11/21/01	Computer supplies	973.31	
12/20/01	Computer equipment.....	<u>2,520.98</u>	8,913.28
	CHICAGO JOURNEYMEN PLUMBERS' HALL:		
12/13/01	Hall rental for trustee election: 10/26/01.....		1,154.25
	CHICAGO MESSENGER SERVICE, INC.:		
1/17/02	Delivery services: 10/21/01 - 1/20/02		1,063.63

Bills (continued)

CHICAGO PRESS CORPORATION:		
12/27/01	Proceeding booklets: 7/01 - 10/01	11,625.12
CHICAGO STATIONERS INCORPORATED:		
11/15/01	Misc office supplies	1,314.31
	Copier paper.....	979.20
1/10/02	Office furniture	777.00
	Computer equipment.....	<u>43.95</u>
		3,114.46
COM ED:		
11/15/01	Electric service: 10/3/01 - 1/5/02	3,031.63
COMBINED COMPUTER RESOURCES, INC.:		
11/1/01	Kodak scanner	16,213.25
COMPUTRONICS:		
12/20/01	Resolve system problems	2,375.00
CRAIN'S:		
11/8/01	Subscription renewal: Anderson	69.00
GAIL DAVIS:		
11/15/01	Reimburse misc trustee expenses	219.48
DES PLAINES OFFICE EQUIPMENT CO.:		
11/1/01	Misc supplies	521.25
THE DIRECT RESPONSE RESOURCE:		
1/17/02	1099R Processing	6,300.00
EASTLAKE MANAGEMENT GROUP, INC.:		
1/1/02	Parking: 12/01 - 1/02	490.00
FEDEX:		
11/8/01	Delivery services: 10/24/01 - 1/23/02	635.22
FIFTY-FIVE WEST WACKER:		
11/1/01	Rent: 11/01 - 12/01	54,883.49
FILTERFRESH COFFEE OF CHICAGO:		
11/8/01	Water service & coffee supplies: 11/01 - 2/02	1,685.00
ROSE MARY FINNEGAN:		
1/24/02	Per diem, Mercer Global Investment Forum, 2/2 - 2/6/02, Scottsdale, AZ	375.00
1/31/02	Reimburse meeting travel expenses: 7/1 - 12/31/01	<u>35.00</u>
		410.00
FLOWERLAND:		
1/17/02	Flower arrangement: Reilly	75.00
	(Fund reimbursed by Trustees)	
FREEDOM IMAGING SYSTEMS, INC.:		
11/1/01	Monthly office trans: 4/01 - 6/01	2,097.80
GOLDSTEIN & ASSOCIATES:		
1/31/02	Actuarial services: 10/1 - 12/31/01	9,500.00
GOVERNMENT FINANCE OFFICERS ASSOCIATION:		
11/1/01	Pension & benefits newsletters: 1/1/02 - 12/31/02	40.00
12/27/01	Fee of comprehensive annual financial report: 6/30/01	<u>415.00</u>
		455.00

Bills (continued)

	HAHN AGENCY, INC.:		
1/24/02	Crime court & fiduciary bonds insurance policy:		
	12/24/01 - 12/24/02		1,290.00
	HILL, TAYLOR LLC:		
1/24/02	Professional services: trustee election		8,500.00
	HINCKLEY SPRING WATER CO.:		
11/8/01	Equipment rental & water purchase: 10/01 - 12/01		360.05
	KEVIN B. HUBER:		
11/15/01	Tuition reimbursement per trustee resolution		18,134.98
	HUMANSIZE CORPORATION:		
12/20/01	Computer equipment		888.95
	IKON OFFICE SOLUTIONS:		
11/29/01	Maintenance agreement on copiers: 9/17 - 12/17/01		1,672.15
	IBM:		
1/24/02	Maintenance agreement: 1/1/02 - 3/31/02		2,000.13
	INTERNATIONAL FOUNDATION:		
1/17/02	Membership dues: 2002	625.00	
1/22/02	Registration and hotel deposits, IFEBP Conf., 9/20 - 9/25/02, Toronto, Ontario: Finnegan, Knazze, Nolan, Rodriguez	<u>4,760.00</u>	5,385.00
	INVESTIGATIVE SERVICES AGENCY:		
11/29/01	Security services: trustee election		263.20
	IRON MOUNTAIN:		
11/29/01	Daily backup storage charges: 6/01 - 1/02		3,225.09
	IVR SYSTEMS / WEBS UNLIMITED:		
1/17/02	Computer software		20.00
	JACOB, BURNS ORLOVE, STANTON & HERNANDEZ:		
11/29/01	Legal services: 10/1 - 12/31/01		25,349.04
	KPMG, LLP:		
11/21/01	Progress billing, FY 6/30/01 audit		25,000.00
	TERRI KATSULIS:		
1/31/02	Reimburse mtg travel expenses: 7/1 - 12/31/01		35.00
	LINDA KEYES:		
11/8/01	Misc office supplies		75.33
	PATRICIA KNAZZE:		
1/31/02	Reimburse meeting travel expenses: 7/1 - 12/31/01		210.00
	KATHLEEN KNIGHT:		
11/8/01	Reimburse travel & out-of-pocket expenses		77.16
	LASALLE STAFFING, INC.:		
11/1/01	Temporary staffing: 10/21/01 - 1/18/02		17,111.04
	LAST MINUTE GOURMET:		
11/15/01	Lunch, 11/20/01, trustee meeting	318.38	
1/17/02	Lunch, 1/17/02, trustee meeting	<u>337.66</u>	656.04
	LEVI, RAY & SHOUP, INC.:		
12/6/01	PensionGold software license: 1st Payment	150,000.00	
12/27/01	PensionGold improvements & customizations	<u>12,417.50</u>	162,417.50

Bills (continued)

LINCOLN PROPERTY COMPANY:			
1/1/02	Rent: 1/02		27,704.11
MCI:			
11/15/01	Monthly long distance telephone service: 10/01 - 12/01		3,574.44
MICROSYSTEMS, INC.:			
11/15/01	Imaging of active teacher files.....		9,083.77
MIDWEST LASER SPECIALISTS, INC.:			
1/24/02	Computer supplies.....		170.38
MIDWEST MECHANICAL:			
11/29/01	Monthly maintenance agreement - computer room air conditioning equipment: 11/1 - 12/31/01	276.00	
1/17/02	Equipment service & parts outside of maint agreement	<u>2,445.29</u>	2,721.29
ALFRED MOSSNER COMPANY:			
11/8/01	Stationery	1,399.00	
1/24/02	Election forms	<u>34.70</u>	1,433.70
NCPERS:			
11/15/01	Membership dues: 2002		400.00
NCTR:			
1/17/02	Membership dues: 1/1 - 12/31/02.....		1,350.00
NATIONAL CUSTOMER ENGINEERING:			
11/21/01	Maintenance contract on Prime: 12/1/01 - 2/28/02		1,923.00
MICHAEL J. NEHF:			
11/8/01	Reimburse travel & misc expenses: 10/01 - 12/01	562.39	
1/24/02	AFT/GASB Meeting, 1/15/02, Washington, DC	338.49	
1/31/02	Per diem, Mercer Global Investment Forum, 2/3 - 2/5/02, Scottsdale, AZ	<u>375.00</u>	1,275.88
NEXT DAY TONER SUPPLIES, INC.:			
11/1/01	Computer paper		691.10
CAROLE NOLAN:			
1/31/02	Reimburse meeting travel expenses: 7/1 - 12/31/01		105.00
NOTARY PUBLIC ASSOCIATION OF ILLINOIS:			
1/17/02	Notary fees: 4 applicants		164.00
JOHN F. O'BRILL:			
1/31/02	Reimburse meeting travel expenses: 7/1 - 12/31/01		175.00
EDWARD O'FARRELL:			
1/31/02	Reimburse meeting travel expenses: 7/1 - 12/31/01		140.00
PAYCHEX MAJOR MARKET SERVICES:			
11/1/01	Staff payroll services: 10/23/01 - 1/18/02.....	1,266.20	
1/17/02	Processing of W-2's	<u>391.00</u>	1,657.20
PHYSICIANS, DISABILITY APPLICANTS:			
<i>Examination of Alma Carter:</i>			
12/6/01	Scott A. Kale, MD.....	75.00	
12/6/01	U.S. Occupational Health, Inc.	75.00	
1/17/02	Unival - Dr. Marquis	<u>105.00</u>	255.00

Bills (continued)

<i>Examination of Dolores Elie:</i>			
1/17/02	Unival - Dr. Marquis	457.00	
1/17/02	Unival - Dr. Galante	<u>645.00</u>	1,102.00
<i>Examination of Kathleen Gilliam:</i>			
1/17/02	Unival - Dr. Marquis	217.00	
1/17/02	Unival - Dr. Galante	<u>117.00</u>	334.00
<i>Examination of Marie Gilmore:</i>			
1/17/02	Scott A. Kale, MD	75.00	
1/17/02	U.S. Occupational Health, Inc.	<u>75.00</u>	150.00
<i>Examination of Veronica Grayer:</i>			
12/20/01	Unival - Dr. Shenker		650.00
<i>Examination of Beverly Johnson:</i>			
12/6/01	Scott A. Kale, MD	75.00	
12/13/01	U.S. Occupational Health, Inc.	<u>75.00</u>	150.00
<i>Examination of Denise Lyons:</i>			
1/24/02	Richard S. Abrams, MD		200.00
<i>Examination of Marilyn Martin:</i>			
1/17/02	Richard S. Abrams, MD		200.00
<i>Examination of Levi Powell:</i>			
12/20/01	U.S. Occupational Health, Inc.	75.00	
1/17/02	Scott A. Kale, MD	<u>75.00</u>	150.00
<i>Examination of Anita Rozier:</i>			
11/21/01	Unival - Dr. Suk	115.00	
11/21/01	Unival - Dr. Yen	<u>115.00</u>	230.00
<i>Examination of Lawrence Segneri:</i>			
11/15/01	U.S. Occupational Health, Inc.	75.00	
12/6/01	Scott A. Kale, MD	<u>75.00</u>	150.00
<i>Examination of Belis Shlimon:</i>			
11/1/01	U.S. Occupational Health, Inc.	75.00	
11/15/01	Scott A. Kale, MD	<u>75.00</u>	150.00
<i>Examination of Michael Young:</i>			
11/21/01	Unival - Dr. Shenker	625.00	
11/21/01	Unival - Dr. Medina	815.00	
12/13/01	Unival - Dr. Wasserman	<u>575.00</u>	<u>2,015.00</u>
			5,736.00
WALTER PILDITCH:			
1/31/02	Reimburse meeting travel expenses: 7/1 - 12/31/01		140.00
PITNEY BOWES:			
11/1/01	Postage meter rental: 12/1/01 - 2/28/02	399.75	
	Lease agreement: 9/30/01 - 1/31/02	3,604.00	
	Mail equipment supplies	<u>239.42</u>	4,243.17
PORTFOLIO MANAGEMENT & CONSULTANT FEES:			
<i>ARIEL CAPITAL MANAGEMENT, INC.</i>			
12/6/01	Portfolio management fee: 7/1 - 9/30/01	157,165.31	
<i>BANK OF AMERICA:</i>			
12/6/01	Portfolio management fee: 7/1 - 9/30/01	40,708.00	

Bills (continued)

	<i>WILLIAM BLAIR & CO.:</i>	
1/10/02	Portfolio management fee: 7/1 - 9/30/01	151,232.00
	<i>BRINSON PARTNERS, INC.:</i>	
12/6/01	Portfolio management fee: 7/1 - 9/30/01	192,324.84
	<i>BRINSON PARTNERS, INC.:</i>	
	Alternative Investment	
12/6/01	Portfolio management fee: 7/1 - 9/30/01	215,417.00
	<i>DIMENSIONAL FUND ADVISORS:</i>	
12/6/01	Portfolio management fee: 7/1 - 9/30/01	127,861.18
	<i>FIDELITY MANAGEMENT TRUST CO.:</i>	
12/6/01	Portfolio management fee: 7/1 - 9/30/01	340,156.00
	<i>HARRIS INVESTMENT MANAGEMENT INC.:</i>	
12/6/01	Portfolio management fee: 7/1 - 9/30/01	158,127.09
	<i>HOLLAND CAPITAL MANAGEMENT:</i>	
12/6/01	Portfolio management fee: 7/1 - 9/30/01	40,066.02
	<i>IRIDIAN ASSET MANAGMENT, LLC.:</i>	
12/6/01	Portfolio management fee: 7/1 - 9/30/01	191,744.98
	<i>LASALLE INVESTMENT MANAGMENT:</i>	
1/10/02	Portfolio management fee: 7/1 - 9/30/01	124,664.29
	<i>LAZARD ASSET MANAGMMENT:</i>	
	Global Account	
12/20/01	Portfolio management fee: 7/1 - 9/30/01	187,691.27
	<i>LINCOLN CAPITAL MANAGEMENT CO.:</i>	
12/6/01	Portfolio management fee: 7/1 - 9/30/01	70,738.00
	<i>MDL CAPITAL MANAGEMENT, INC.:</i>	
12/6/01	Portfolio management fee: 7/1 - 9/30/01	22,278.99
	<i>MERCER INVESTMENT CONSULTING, INC.:</i>	
12/6/01	Investment consulting services: 8/01 - 10/01	60,000.00
	<i>MILLER ANDERSON & SHERRERD, LLP.:</i>	
12/6/01	Portfolio management fee: 7/1 - 9/30/01	143,956.00
	<i>J.P. MORGAN INVESTMENT MANAGEMENT, INC.:</i>	
	Real Estate	
1/17/02	Portfolio management fee: 7/1 - 9/30/01	306,204.50
	<i>MORGAN STANLEY DEAN WITTER INVT. MGMT.:</i>	
	Real Estate	
1/17/02	Portfolio management fee: 7/1 - 9/30/01	179,434.00
	<i>MORGAN STANLEY DEAN WITTER INVT. MGMT.:</i>	
	Global Account	
11/16/01	Portfolio management fee: 7/1 - 9/30/01	439,050.00
	<i>NEW AMSTERDAM PARTNERS:</i>	
12/6/01	Portfolio management fee: 7/1 - 9/30/01	89,316.88
	<i>NORTHERN TRUST INVESTMENTS, INC.:</i>	
12/20/01	Custodial fees: 7/1 - 9/30/01	37,500.00
	Credit (Step fee rebate): 4/1 - 6/30/01	-6,387.05

Bills (continued)

	Global custody fees: 7/1 - 9/30/01	92,572.44	
	Global transaction fees: 4/1 - 6/30/01	<u>42,770.00</u>	166,455.39
	<i>NORTHERN TRUST INVESTMENTS, INC.:</i>		
1/10/02	Portfolio management fee: 7/1 - 9/30/01		158,483.39
	<i>OPPENHEIMER CAPITAL:</i>		
12/6/01	Portfolio management fee: 7/1 - 9/30/01		91,682.00
	<i>SCHRODER CAPITAL MGMT. INTL. LTD.:</i>		
12/7/01	Portfolio management fee: 7/1 - 9/30/01		114,573.01
	<i>J & W SELIGMAN & CO., INC.:</i>		
12/6/01	Portfolio management fee: 7/1 - 9/30/01		222,221.00
	<i>SMITH GRAHAM & CO.:</i>		
12/6/01	Portfolio management fee: 7/1 - 9/30/01		40,406.00
	<i>THE TOWNSEND GROUP:</i>		
12/6/01	Investment consulting services: 9/30/01		30,000.00
	<i>WADDELL & REED INVESTMENT MGMT. CO.:</i>		
12/6/01	Portfolio management fee: 7/1 - 9/30/01		156,608.66
	<i>WELLINGTON MANAGEMENT CO., LLP:</i>		
12/6/01	Portfolio management fee: 7/1 - 9/30/01		176,880.20
	<i>WOODFORD CAPITAL MANAGEMENT, LLC.:</i>		
12/6/01	Portfolio management fee: 7/1 - 9/30/01		30,836.16
	<i>ZEVENBERGEN CAPITAL INC.:</i>		
12/6/01	Portfolio management fee: 7/1 - 9/30/01		78,339.00
	<i>ZURICH SCUDDER INVESTMENTS, INC.:</i>		
12/6/01	Portfolio management fee: 7/1 - 9/30/01	<u>315,948.00</u>	4,820,569.16
	PURCHASE POWER:		
11/21/01	Postage meter refill transaction charges	300.00	
	Postage by phone reset	<u>30,000.00</u>	30,300.00
	QBF GRAPHICS GROUP:		
12/13/01	Envelopes		3,394.29
	FRANCES RADENCIC:		
11/8/01	Reimburse out-of-pocket expenses:		
	GFOA classified advertising	150.00	
	Van rental for trustee election	238.08	
	Misc office supplies	<u>49.59</u>	437.67
	RADIO SHACK:		
1/24/02	Miscellaneous computer supplies		21.82
	MARY SHARON REILLY:		
11/1/01	Reimburse IFEBP Conf., 10/5 - 10/10/01, San Francisco, CA	1,441.91	
12/6/01	Reimburse travel & misc expenses: 6/4 - 11/29/01	<u>264.86</u>	1,706.77
	MARIA RODRIGUEZ:		
1/24/02	Additional reimbursement, IFEBP Conf., 11/11 - 11/15/00, Honolulu, HI	7.28	
1/31/02	Reimburse meeting travel expenses: 7/1 - 12/31/01	<u>175.00</u>	182.28
	GENE SAFFOLD:		
1/31/02	Reimburse meeting travel expenses: 7/1 - 12/31/01		105.00

Bills (continued)

SECRETARY OF STATE		
1/10/02	Registration fee, Illinois lobbyist registration statement: 2002.....	50.00
SHRED - IT, INC.:		
11/15/01	Shredding of confidential data.....	258.35
JACK SILVER:		
1/31/02	Reimburse meeting travel expenses: 7/1 - 12/31/01.....	210.00
ZYGMUNT SOKOLNICKI:		
1/31/02	Reimburse meeting travel expenses: 7/1 - 12/31/01.....	35.00
STATE FARM INSURANCE COMPANIES:		
1/17/02	Workers' compensation insurance: 1/27/02 - 12/31/02.....	6,329.00
ROBERT TALAGA:		
1/4/02	Tuition reimbursement per trustee resolution.....	2,415.00
TRUENETWORK SOLUTIONS INC.:		
1/24/02	Maintenance call on printer.....	404.00
U.S. POSTMASTER:		
12/20/01	Postage for pension newsletter.....	5,366.70
GEORGE VITEK:		
12/6/01	Reimburse expense: Board of Education meeting.....	63.12
VERIZON WIRELESS:		
11/29/01	Monthly cellular service: 11/11/01 - 2/10/02.....	155.98
WALKER PRINTERY, INC.:		
11/1/01	Misc forms and supplies.....	1,281.57
1/17/02	Pension checks.....	<u>4,443.77</u>
		5,725.34
JAMES WARD:		
1/31/02	Reimburse meeting travel expenses: 7/1 - 12/31/01.....	210.00
THE WESTIN DIPLOMAT RESORT & SPA:		
1/11/02	Accommodations, NCPERS Conf., 4/28 - 5/2/02, Hollywood, FL.....	2,195.70
XO COMMUNICATIONS:		
11/1/01	E-mail charges: 10/9/01 - 1/8/02.....	<u>762.95</u>
		<u>5,421,127.10</u>

Replacement Warrants

The Committee on Finance reported that the following persons requested replacement warrants in lieu of the following described warrants which were lost or destroyed. Affidavits certifying these losses and in each case indemnifying the Fund against any liability, damage or expense which may result by reason of issuing such replacement warrants were duly filed. Therefore, the Committee recommended that warrants issued to the persons named below in the amounts indicated be duly recorded in the minutes of this meeting.

<u>Name</u>	<u>Amount</u>	<u>Number</u>	<u>Date</u>	<u>Purpose</u>
Allen, Amy L.	\$778.47	211039	12/21/00	Health insurance rebate
Anthony, Alice	778.47	211129	12/21/00	Health insurance rebate
Arazan, John G.	2,835.39	225117	12/6/01	Health insurance rebate

Name	Amount	Number	Date	Purpose
Arena, Margaret S.	778.47	211148	12/21/00	Health insurance rebate
Arikpo, Erline B.	464.10	211152	12/21/00	Health insurance rebate
Aruldoss, Arumugam M.	264.06	211180	12/21/00	Health insurance rebate
Blakely, Alta M.	306.60	220999	12/21/00	Health insurance rebate
Blankshain, Caroline	1,585.04	300380	1/1/02	Pension payment
Bolton, Agnes M.	778.47	211654	12/21/00	Health insurance rebate
Bowen, John J.	364.38	946920	11/1/01	Pension payment
Brew, Charles R.	778.47	221019	12/21/00	Health insurance rebate
Broderick, Marie H.	503.20	180029	6/14/01	Health insurance rebate
Brown, Lorin A.	1,071.52	451812	6/1/99	Pension payment
Brown, Lorin A.	1,071.52	320265	6/2/99	Pension payment
Brown, Lorin A.	1,071.52	468084	7/1/99	Pension payment
Brown, Lorin A.	1,066.90	517386	10/1/99	Pension payment
Brown, Lorin A.	1,066.90	534113	11/1/99	Pension payment
Brown, Lorin A.	306.60	220216	12/21/00	Health insurance rebate
Bryant, Preston	8,458.89	966985	12/3/01	Lump-sum refund
Bryskier, Mary	778.47	211928	12/21/00	Health insurance rebate
Burke, Sarah S.	861.90	211994	12/21/00	Health insurance rebate
Butler, Shirley A.	1,157.72	219921	12/21/00	Health insurance rebate
Carelli, Michael V.	2,094.35	985131	1/1/02	Pension payment
Carlson, Evelyn F.	778.47	212133	12/21/00	Health insurance rebate
Carpenter, Josette M.	995.36	283416	12/19/97	Health insurance rebate
Cedonia, Buckley	68.27	223775	12/6/01	Health insurance rebate
Chapman, Warren C.	673.18	224237	12/6/01	Health insurance rebate
Chicoine, Genevieve	778.47	212255	12/21/00	Health insurance rebate
Clauson, Lynn D.	1,295.52	212313	12/21/00	Health insurance rebate
Cobbins, Donald	80.33	180163	6/21/01	Death benefit
Coleman, Madeline E.	322.42	212374	12/21/00	Health insurance rebate
Connors, Mary L.	1,302.98	212436	12/21/00	Health insurance rebate
Creighton, Jeannette	1,302.98	212531	12/21/00	Health insurance rebate
Curly, Catherine	53.02	468779	7/1/99	Pension payment
Dalba, Louis	343.26	220284	12/21/00	Health insurance rebate
Dalton, Helen	778.47	212626	12/21/00	Health insurance rebate
DeVroe, Anita L.	322.42	212790	12/21/00	Health insurance rebate
Dillon, Daniel J.	778.47	212820	12/21/00	Health insurance rebate
Dixon, Juanita H.	322.42	220299	12/21/00	Health insurance rebate
Domsy, Irving I.	578.60	946989	11/1/01	Pension payment
Domsy, Irving I.	578.60	182435	11/29/01	Replacement
Dotson, Isaac	306.60	212906	12/21/00	Health insurance rebate
DuLude, Catherine M.	1,270.94	212988	12/21/00	Health insurance rebate
Erickson, Jean	164.19	174891	6/26/00	Refund of contributions
Evans, Margaret C.	778.47	179022	3/22/01	Replacement
Everett, Florence	778.47	221186	12/21/00	Health insurance rebate
Evison, Marelene H.	778.47	213203	12/21/00	Health insurance rebate
Falk, Mary Jane	778.47	221188	12/21/00	Health insurance rebate
Fangman, Thomas J.	1,157.72	221190	12/21/00	Health insurance rebate
Fifer, Edith M.	953.82	219952	12/21/00	Health insurance rebate
Finch, June J.	1,500.00	170203	7/8/99	Death benefit
Fitzsimons, Patricia	4,299.53	966718	12/3/01	Lump-sum refund
Foucher, Marcella A.	306.60	213419	12/21/00	Health insurance rebate
Freeman, Wayman	6,565.71	177966	1/1/01	Refund of contributions

Name	Amount	Number	Date	Purpose
Fuentes, Mary Anne	512.00	891997	8/1/01	Pension payment
Fuentes, Mary Anne	512.00	909714	9/1/01	Pension payment
Gallagher, Patricia R.	1,514.90	213537	12/21/00	Health insurance rebate
Gershenson, Harold	67.26	174865	6/22/00	Add'l refund of contributions
Glavin, Mary V.	778.47	213696	12/21/00	Health insurance rebate
Gordon, Paul B.	636.28	213790	12/21/00	Health insurance rebate
Gordy, Gertrude L.	778.47	221251	12/21/00	Health insurance rebate
Gray, Billy	1,280.55	213845	12/21/00	Health insurance rebate
Gray, Louis F. Jr.	1,423.19	213848	12/21/00	Health insurance rebate
Grayson, Elizabeth S.	778.47	213853	12/21/00	Health insurance rebate
Grott, Felicitas J.	778.47	220412	12/21/00	Health insurance rebate
Guerrero, Dolores	2,599.11	225100	12/6/01	Health insurance rebate
Hand, Mary J.	347.98	202990	12/22/99	Health insurance rebate
Hand, Mary J.	778.47	214030	12/21/00	Health insurance rebate
Hansen, Georgia	11,765.17	966838	12/3/01	Lump-sum refund
Harbaugh, Helen	778.47	214052	12/21/00	Health insurance rebate
Harper-Jones, Alice	2,362.83	225342	12/6/01	Health insurance rebate
Harrison, Arthur	778.47	214112	12/21/00	Health insurance rebate
Haugnes, Jack	778.47	214145	12/21/00	Health insurance rebate
Haywood, Rose A.	773.42	214174	12/21/00	Health insurance rebate
Heffernan, Therese	2,498.76	945612	11/1/01	Pension payment
Helfrick, Charles K.	2,606.23	175155	7/7/00	Death benefit
Hoffman, Juanita	1,095.82	214360	12/21/00	Health insurance rebate
Hohmeier, Carole J.	2,707.17	963648	12/1/01	Pension payment
Honeycutt, Rosalind L.	11,020.63	967133	12/3/01	Lump-sum refund
Hopkins, Christine	18.96	170285	7/15/99	Refund of contribution
Hunter, Lillie	130.94	173728	4/6/00	Health insurance rebate
Johnson, Jimmie L.	242.76	174817	6/22/00	Refund of contributions
Johnson, Robert W.	9,368.74	182076	10/25/01	Refund of contributions
Juliano, Justo J.	4,306.51	966477	12/3/01	Lump-sum refund
Kalita, Doris	778.47	214915	12/21/00	Health insurance rebate
Karas, Loretta A.	347.98	203882	12/21/00	Health insurance rebate
Klose, Julius F.	778.47	215170	12/21/00	Health insurance rebate
Knoppel, Evelyn F.	986.30	215182	12/21/00	Health insurance rebate
Koenigs, Shirley	13,807.04	967669	12/3/01	Lump-sum refund
Koerner, Ruth H.	778.47	220519	12/21/00	Health insurance rebate
Kosick, Helen M.	778.47	220523	12/21/00	Health insurance rebate
Kressly, Jack D., beneficiary of Esther W. Kressly	130.94	173979	4/20/00	Health insurance rebate
Krzaczynski, Jerzy	410.62	220529	12/21/00	Health insurance rebate
Lasser, John F.	1,037.72	601219	3/1/00	Pension payment
Lee, Carolyn M	2,191.11	224844	12/6/01	Health insurance rebate
Lee, Tecola	1,514.90	215485	12/21/00	Health insurance rebate
Lester, Mary S.	778.47	215542	12/21/00	Health insurance rebate
Levin, Anne A.	778.47	215552	12/21/00	Health insurance rebate
Luft, Rita	636.28	215769	12/21/00	Health insurance rebate
Mack, Beatrice M.	7,008.50	966818	12/3/01	Lump-sum refund
Manez, Elisa L.	221.16	215876	12/21/00	Health insurance rebate
Manuel, Harriette E.	11,957.14	966639	12/3/01	Lump-sum refund
Marshall, Shirley P.	2,074.51	963974	12/1/01	Pension payment

Name	Amount	Number	Date	Purpose
McGinnis, Burnett	778.47	216151	12/21/01	Health insurance rebate
Mey, Victoria	778.47	216273	12/21/00	Health insurance rebate
Miller, Janice	778.47	216334	12/21/00	Health insurance rebate
Mirotnik, Dellores M.	2,807.45	964061	12/1/01	Pension payment
Mirotnik, Dellores M.	2,876.84	966345	12/3/01	Lump-sum refund
Mitchell, Cathy C.	65.18	174840	6/22/00	Refund of contributions
Moore, Harriett C.	19,719.78	178612	2/22/01	Refund of contributions
Moore, James R.	1,295.52	216462	12/21/00	Health insurance rebate
Mosley, Fannie C.	286.15	172237	1/4/00	Refund of contributions
Murphy, Dorothy	9,695.99	181456	9/13/01	Refund of contributions
Nadvornik, June O.	778.47	216650	12/21/00	Health insurance rebate
O'Connor, Ferne F.	778.47	216854	12/21/00	Health insurance rebate
O'Connor, Thomas J.	3,025.33	946185	11/1/01	Pension payment
Olivier, Rosie G.	1,736.32	965763	12/1/01	Pension payment
Oppenheimer Capital	100,404.78	181398	9/10/01	Management fee
Owens, Andrew B.	306.60	216986	12/21/00	Health insurance rebate
Ozarowski, Zofia	336.15	210301	12/22/99	Health insurance rebate
Ozarowski, Zofia	464.10	221626	12/21/00	Health insurance rebate
Page, Dozzie L.	778.47	221632	12/21/00	Health insurance rebate
Parker, Melita B.	1,865.16	928321	10/1/01	Pension payment
Pearson, Dorothy D.	598.94	217116	12/21/00	Health insurance rebate
Pecchia, Domenick	4,374.89	984586	1/1/02	Pension payment
Pembroke, Rosemary S.	778.47	217137	12/21/00	Health insurance rebate
Pidgeon, Helen M.	1,302.98	217235	12/21/00	Health insurance rebate
Pitts, Louis F.	873.50	217272	12/21/00	Health insurance rebate
Porter, Mildred V.	3,967.55	967155	12/3/01	Lump- sum refund
Raul, Lillian	2,425.28	928412	10/1/01	Pension payment
Raul, Lillian	735.91	222444	10/3/01	Health insurance rebate
Reed, Herman O.	999.57	928420	10/1/01	Pension payment
Richmond, Irving R.	285.28	300178	1/1/02	Pension payment
Robinson, Patricia A.	1,198.83	225436	12/6/01	Health insurance rebate
Rowan, Evelyn M.	1,585.53	225030	12/6/01	Health insurance rebate
Saipe, Bruce A.	667.58	220767	12/21/00	Health insurance rebate
Scott, Doris M.	1,653.98	224692	12/6/01	Health insurance rebate
Scotten, Cora P.	347.98	206954	12/22/99	Health insurance rebate
Scotten, Cora P.	778.47	218101	12/21/00	Health insurance rebate
Sharvy, Shervy M.	4,500.00	177886	1/4/01	Death benefit
Skunicki, Loris	3,043.53	984823	1/1/02	Pension payment
Smith, Beulah S.	778.47	218385	12/21/00	Health insurance rebate
Smith, Maida L.	1,061.59	220095	12/21/00	Health insurance rebate
Smith, Vivian L.	1,919.62	984842	1/1/02	Pension payment
Sneider, Don	2,857.81	984845	1/1/02	Pension payment
Sparrey, Leslie	306.60	218540	12/21/00	Health insurance rebate
Spaulding, Clara G.	778.47	218541	12/21/00	Health insurance rebate
Stellar, Lillie M.	778.47	218633	12/21/00	Health insurance rebate
Stevens, Theresa M.	2,185.80	946556	11/1/01	Pension payment
Steward, Emery L.	1,157.72	218676	12/21/00	Health insurance rebate
Storey, Marie A.	2,431.56	964535	12/1/01	Pension payment
Stulp, Martin	441.39	947914	11/1/01	Pension payment
Sullivan, Marie E.	778.47	220830	12/21/00	Health insurance rebate
Szum, Rita F.	14,279.78	966936	12/3/01	Lump-sum refund

Name	Amount	Number	Date	Purpose
Thornton, Edgar T.	778.47	218981	12/21/00	Health insurance rebate
Thornton, Madge M.	778.47	218982	12/21/00	Health insurance rebate
Tilt, Dorothy	83.09	219001	12/21/00	Health insurance rebate
Topp, Rachel G.	548.10	219039	12/21/00	Health insurance rebate
VanWieren, Elaine	1,683.00	220871	12/21/00	Health insurance rebate
Wall, Donald C.	4,827.79	966144	12/3/01	Lump-sum refund
Wharton, Marion F.	426.85	219472	12/21/00	Health insurance rebate
Wharton, Marion F.	426.85	219472	12/21/00	Health insurance rebate
Wharton, Marion F.	426.85	219472	12/21/00	Health insurance rebate
Whiteside, Myrtis W.	1,824.70	484140	8/1/99	Pension payment
Wiertelak, Carolyn L.	778.47	219526	12/21/00	Health insurance rebate
Wilk, Charlotte J.	2,320.05	964706	12/1/01	Pension payment
Wright, Christine	371.29	965366	12/1/01	Pension payment
Wright-Miller, Mildred L.	1,297.07	221933	12/21/00	Health insurance rebate
Yanakakis, Nick	5,224.66	967088	12/3/01	Lump-sum refund
Yarnell, Del E.	778.47	221938	12/21/00	Health insurance rebate
Yosepian, Jean A.	266.67	219788	12/21/00	Health insurance rebate
Young, Earl	75.50	175040	6/29/00	Refund of contributions

Mr. Silver moved the Report of the Committee on Finance to the omnibus.

REPORT OF THE PRESIDENT

Re-Scheduled Regular June Board Meeting

A motion was made by Mr. Ward, seconded by Mr. Mayo, and unanimously passed, to re-schedule the regular June Board meeting from June 18 to Wednesday, June 12, 2002 at 9:00 a.m.

REPORT OF COMMITTEE ON CLAIMS AND SERVICE CREDITS

Pensions

The Committee on Claims and Service Credits reported that applications for pensions were presented for persons, hereinafter listed, with the recommendation that they be approved and granted in the amounts and under the conditions set forth herewith.

In the case of each applicant for service and disability pensions, the employment of the teacher has terminated, the legally prescribed minimum years of teaching service were completed and requirements with respect to age, the Illinois Retirement Systems Reciprocal Act (if applicable), and the Illinois Pension Code were fulfilled.

In accordance with the provisions of the Illinois Pension Code, each applicant for disability retirement pension was declared by two physicians appointed by the Board to be suffering from a disability which wholly and presumably permanently incapacitates him/her for teaching.

Each applicant for a survivor's or reversionary pension furnished proper evidence of his/her right to receive such benefits.

Name of Member	School or Final Status	Yrs of Service	Effective Date	Annual Pension
<i>Optional Service Retirement Pensions</i>				
Acosta, Julita R.....	Haugan.....	5.900	8/12/01	\$3,055
Albrecht, Jack A.	Bennett.....	35.350	9/8/01	42,033
Allison, Mary M.	Englewood Acad.....	36.800	11/3/01	45,751
Alukos, John.....	Disney Magnet.....	35.150	12/1/01	44,259
Ansbro, James. M.....	Hay Academy.....	12.000	11/8/01	7,728
Armove-Karper, Roberta C.....	Burley.....	34.650	10/6/01	46,797
Baker, Philip J.....	Fernwood.....	14.750	12/15/01	16,375
Barski, Alan J.....	CVS.....	35.000	10/12/01	42,153
Bayouth, Alberto L.....	Clemente High.....	27.700	11/17/01	25,382
Benca, Kenneth D.....	Carpenter.....	37.600	12/15/01	57,262
Blackwell, Mary F.....	Dyett Middle.....	28.600	11/19/01	32,424
Bobek, Norman R.....	Foreman High.....	34.850	10/20/01	42,597
Bowman, Faristeen M.....	Hirsch Metro.....	40.300	11/3/01	42,271
Burke, Mary M.....	Morrill.....	43.400	11/17/01	42,331
Chalmers, Lola O.....	Von Humboldt.....	35.100	11/3/01	45,066
Chunowitz, Samuel O.....	Substitute.....	6.800	10/6/01	3,014
Clark, Vera A.....	Region #6.....	28.250	9/28/01	35,390
Coleman, Betty J.....	Parkman.....	37.550	9/21/01	43,886
Curry, Warriene M.....	Corliss High.....	43.600	12/29/01	47,193
Davis, Joseph O.....	South Shore High.....	12.250	12/24/01	16,547
Doden, Merrylee M.....	City Wide.....	34.950	12/15/01	59,264
Eisenstein, Kathleen R.....	Region #2.....	34.800	12/1/01	60,333
Eldridge, Thelma S.....	Substitute.....	6.750	11/6/01	3,136
Ellison, Sharon A.....	Yates.....	40.100	11/7/01	42,271
Epps, Donnell.....	Best Practice High.....	34.150	9/4/01	46,583
Felton, Carrie.....	Washington High.....	34.000	12/1/01	42,390
Felton, James A.....	Region #5.....	36.000	12/29/01	65,019
Fowler, Barbara J.....	Anthony.....	34.350	12/1/01	47,059
Friedman, David B.....	CTU.....	34.950	8/30/01	67,192
Ganakos, Katherine A.....	Foreman High.....	27.150	10/20/01	35,100
Garner, Anne E.....	Region #4.....	28.200	10/6/01	46,305
Gilbert, Sylvia S.....	Medill.....	35.350	10/20/01	63,993
Gorden, Earl L.....	Lake View High.....	41.200	12/29/01	46,257
Grant, Dorothy D.....	Cook County Jail.....	43.500	12/29/01	56,180
Hampton, Phyllis K.....	Juarez High.....	32.950	6/27/01	40,555
Hanus, Adrienne M.....	Taft High.....	36.400	9/8/01	59,660
Harrison, Shereline O.....	Altgeld.....	28.450	9/4/01	21,799
Harvey, Guy M.....	Substitute.....	21.300	12/21/01	9,641
Hawkins, Maxine A.....	Bass.....	29.100	11/17/01	39,319
Heard, Bobbie D.....	Central Office.....	38.550	10/19/01	46,797
Helm, Mary F.....	Ellington.....	35.950	10/1/01	45,804

Name of Member	School or Final Status	Yrs of Service	Effective Date	Annual Pension
<i>Optional Service Retirement Pensions (continued)</i>				
Heraty, Ann F.....	de Diego.....	35.050	10/6/01	46,798
Hirsch, Cyna S.....	Amundsen High.....	28.200	11/3/01	34,967
Holloway, Fred A.....	Herzl.....	37.360	9/8/01	43,887
Jackson, Sharonjoy A.....	Ray.....	36.200	12/29/01	47,370
Jeffries, Emma P.....	Central Office.....	35.450	11/17/01	62,569
Jones, Evelyn V.....	Ross.....	33.400	12/29/01	44,551
Jones, Jr., Walter L.....	Englewood High.....	37.500	12/1/01	59,374
Jordan, John I.....	Byrd.....	34.200	11/3/01	42,271
Katich, Steve.....	Mireles Acad.....	23.400	6/16/01	28,799
Kirby, Lauretta M.....	Reed.....	12.950	8/2/01	6,496
Kolos, Nancy A.....	Kelly High.....	34.200	12/1/01	47,261
Kostycz, John S.....	Mather High.....	35.600	11/17/01	44,385
Kott, Judith G.....	Piccolo.....	31.550	10/6/01	28,476
Laschober, William J.....	Tilden High.....	35.550	9/9/01	60,855
Leonard, Theodis R.....	Paderewski.....	37.650	9/1/01	73,691
Lerner, Rochelle L.....	Field.....	34.750	9/11/01	42,033
Lewis, Amelia.....	Foster Park.....	34.400	12/29/01	42,510
Lillie, Marianne.....	Goodlow Magnet.....	35.400	12/15/01	44,321
Lipson, Mary A.....	Sengstacke.....	12.750	12/15/01	18,679
Locke, Sandra C.....	Sexton.....	37.500	12/15/01	44,323
Loomos, Theodore W.....	Lake View High.....	42.950	6/16/01	52,571
Luczak, Carole A.....	Lake View High.....	33.450	12/15/01	44,590
Lyle, Kenneth M.....	Hyde Park High.....	34.900	12/15/01	42,450
Morgan, David E.....	Schools & Regions.....	26.850	9/24/01	46,981
Mortell, Flora A.....	Spry.....	34.050	11/30/01	43,865
Mulberry, Alice N.....	Substitute.....	11.850	9/19/01	4,456
Niedermaier, Margaret E.....	Chappell.....	38.200	7/14/01	56,310
Nobles, Mildred R.....	Wentworth.....	42.550	9/8/01	45,753
Overton, Jean Y.....	DuSable High.....	27.000	10/5/01	33,338
Piekarz, Frank R.....	Edwards.....	37.350	9/14/01	46,551
Pilditch, Walter E.....	Central Office.....	49.700	10/6/01	78,427
Pitler, Barry S.....	Central Office.....	37.200	12/15/01	58,135
Preer, Joan C.....	Beasley.....	36.750	12/15/01	61,467
Proctor, Thedoshia.....	Powell.....	32.600	10/20/01	39,014
Redmond, Charles W.....	Nicholson.....	36.150	12/29/01	44,383
Ricco, Diane E.....	Nicholson.....	36.100	12/29/01	46,405
Roberts, Doris O.....	Crane Tech.....	39.650	9/27/01	50,629
Robinson, Patricia A.....	Hamline.....	34.850	8/23/01	43,449
Sheffield, Ronald I.....	Barton.....	6.450	10/30/01	7,956
Sims, Robert L.....	Brunson.....	33.150	9/8/01	37,420
Sloboda, Jerome J.....	Calumet High.....	35.450	9/7/01	39,408
Smith, Elaine E.....	Sullivan.....	35.000	10/20/01	44,073
Smith, Gladys M.....	Woodson South.....	36.250	8/24/01	43,809
Spiller, Mary.....	Anderson Academy.....	34.600	10/20/01	41,584
Starnicky, Thomas J.....	CTU.....	41.950	9/3/01	67,192

Name of Member	School or Final Status	Yrs of Service	Effective Date	Annual Pension
<i>Optional Service Retirement Pensions (continued)</i>				
Stumpf, Joanne M.....	Mt. Greenwood.....	30.050	11/3/01	41,367
Swanson, Jane I.....	Truth.....	13.150	9/14/01	5,022
Swoope, Frankie L.....	Jefferson.....	37.050	11/3/01	59,731
Taylor, Lillian E.....	Williams.....	30.100	12/1/01	40,653
Telle, Sarmite.....	Morse.....	34.100	12/1/01	42,390
Teplo, Robert E.....	Mason.....	35.100	10/6/01	46,116
Thomas, Barbara B.....	Central Office.....	39.900	9/8/01	61,632
Tully, Carol A.....	Roosevelt.....	23.350	11/17/01	20,344
Turner, Ruth E.....	M. Sheridan.....	26.950	8/3/01	33,124
Vant, Victor L.....	Steinmetz High.....	36.550	10/9/01	61,243
Walker, Thomas.....	Nash.....	35.350	12/1/01	59,758
Watkins, Mary E.....	Summer.....	39.450	12/29/01	45,320
Weinstein, Stewart.....	Central Office.....	30.100	11/3/01	28,736
West, Roberta B.....	Colman.....	37.000	10/6/01	43,884
Wiesmeyer, Alfred.....	Disney Magnet.....	46.350	9/8/01	43,887
Wilkinson, Roy A.....	McKay.....	34.250	9/8/01	42,034
Williams, Evelyn M.....	Faraday.....	35.600	10/6/01	58,578
Williams, Lyna M.....	Westcott.....	22.550	10/2/01	29,169
Woods, Michael M.....	Central Office.....	35.750	12/29/01	78,519
Worthey, Patricia K.....	Ward.....	34.250	9/22/01	46,731
Zannis, Nancy O.....	Pulaski.....	17.650	11/1/01	21,339
Zuger, Joel P.....	Orr High.....	11.900	11/14/01	11,192

Disability Retirement Pensions

Berk, Sandra.....	Hyde Park Academy.....	20.700	9/6/01	\$25,750
Bobroff, Irma V.....	Simeon Voc.....	15.100	11/1/01	18,975
Cason, Alice K.....	Mireles.....	28.900	7/18/01	39,437
Dailey, McArthur O.....	South Shore High.....	30.350	6/16/01	37,355
Segneri, Lawrence S.....	Medill.....	30.450	1/1/02	48,590
Shlimon, Belis.....	Spencer.....	19.300	9/28/01	25,385
Skontos, Katherine.....	Goethe.....	18.625	9/14/01	24,545
Terry, Donna.....	Lakeview High School.....	31.700	10/20/01	43,577

Reciprocal Retirement Pensions

Choos, Ramona H.....	College.....	13.200	10/1/01	\$14,475
Comer, Thomas M.....	Wells Acad.....	21.378	6/16/01	27,881
Conley, William H.....	Reed.....	9.675	9/17/01	8,454
Easton, Iris A.....	Former.....	1.000	11/1/01	1,002
Farrow, Claudia L.....	Morse.....	21.817	11/17/01	17,913
Ganeff, Judith H.....	Randolph.....	32.200	9/8/01	52,392
Geary, Adrienne M.....	Former.....	21.000	12/1/01	57,854
Goldstein, Lewis D.....	Former.....	11.544	6/7/01	23,789
Johnson, Sandra L.....	Bowen High.....	35.075	11/17/01	51,583
Lehn, Lynette A.....	Citywide.....	27.603	1/27/01	19,575
Lewis, Josephine D.....	Former.....	1.000	10/3/01	1,206

Name of Member	School or Final Status	Yrs of Service	Effective Date	Annual Pension
<i>Reciprocal Retirement Pensions (continued)</i>				
Nagle, Noreen M.	Prosser Voc. High	28.400	10/24/01	38,410
Patterson, Lucille J.	Hirsch High	32.864	8/24/01	44,652
Quigley, Margaret M.	Former	4.600	6/13/01	7,486
Reichart, Patricia	Former	5.000	1/27/02	3,879
Sklodowski, William	Former	20.172	12/1/01	15,108
Slad, Jr., Jerome C.	Former	8.325	12/7/01	8,251
Slavin, Carol L.	Former	19.375	7/17/01	12,579
Stare, Sandra N.	ECSE-Child Find Citywide	30.150	10/6/01	49,352
Tait, Linda J.	Former	4.033	10/15/01	1,795
Thompson, Delphine H.	Cooper Acad.	34.700	10/6/01	39,577
Vidoni, Dennis O.	College	1.000	9/1/01	1,021
<i>Survivors' Pensions</i>				
Anderson, John G. <i>(Spouse of Genevieve B. Anderson, deceased pensioner)</i>		15.450	12/1/01	\$4,474
Andrews, Ann J. <i>(Spouse of Norbert Andrews, deceased pensioner)</i>		39.450	8/1/01	22,080
Arthur, Cheryl <i>(Spouse of Curtis Arthur, deceased teacher)</i>		4.200	1/10/01	4,800
Baker, Albina L. <i>(Spouse of Richard W. Baker, deceased pensioner)</i>		2.000	12/1/00	185
Banish, Seymour <i>(Spouse of Lillian Banish, deceased pensioner)</i>		33.000	8/1/01	11,580
Birdsey, Christine M. <i>(Spouse of Kenneth M. Birdsey, deceased pensioner)</i>		37.850	9/1/01	20,098
Brassel, Roosevelt <i>(Spouse of Juanita A. Brassel, deceased pensioner)</i>		30.500	10/1/01	14,205
Burack, Mary Alice <i>(Spouse of Marvin Burack, deceased pensioner)</i>		16.500	10/1/01	2,166
Clark, Barbara J. <i>(Spouse of Robert M. Clark, deceased pensioner)</i>		41.900	12/1/01	19,838
Connelly, Irene M. <i>(Spouse of Norman C. Connelly, deceased pensioner)</i>		24.850	12/1/01	4,861
Courtney, Rosemary B. <i>(Spouse of Harvey T. Courtney, deceased pensioner)</i>		38.000	11/1/01	31,539
Dixon, Catherine T. <i>(Spouse of Edward A. Dixon, deceased pensioner)</i>		5.950	12/1/01	4,481
Donahoo, Judy E. <i>(Spouse of Harry J. Donahoo, Jr., deceased pensioner)</i>		39.850	11/1/01	32,196
Ebert, Kenneth E. <i>(Spouse of Muriel M. Ebert, deceased pensioner)</i>		24.850	10/1/01	6,808
Egan, Edward M. <i>(Spouse of Gertrude C. Egan, deceased pensioner)</i>		35.250	11/1/01	11,592
Egonman, Vincenia <i>(Spouse of Jacqueline Taylor, deceased teacher)</i>		10.250	1/3/00	3,600
Erickson, Paul V. <i>(Spouse of Florence F. Erickson, deceased pensioner)</i>		11.400	11/1/01	2,306
Greene, Mack E. <i>(Spouse of Ethel J. Greene, deceased pensioner)</i>		8.950	9/1/01	4,679

Name of Member	School or Final Status	Yrs of Service	Effective Date	Annual Pension
<i>Survivors' Pensions (continued)</i>				
Gunther, Henry A.		34.900	8/1/01	6,699
<i>(Spouse of Margaret A. Gunther, deceased pensioner)</i>				
Harris, David H. III		35.150	9/1/01	17,962
<i>(Spouse of Betty R. Harris, deceased pensioner)</i>				
Hicks, Anna Jordan.....		19.050	10/1/01	12,803
<i>(Spouse of James E. Hicks deceased pensioner)</i>				
Horbin, Andrew M.....		10.500	11/3/01	4,920
<i>(Spouse of Theresa Horbin, deceased teacher)</i>				
Johnson, Irving L.....		26.900	11/1/01	10,088
<i>(Spouse of Laura D. Johnson, deceased pensioner)</i>				
Kakavetsis, Chris.....		25.800	8/18/01	14,816
<i>(Spouse of Theodora Kakacetsis, deceased teacher)</i>				
Key, Susan		27.650	7/12/01	18,584
<i>(Spouse of Edward Key Jr., deceased teacher)</i>				
Kohs, Betty C.		34.700	11/1/01	18,670
<i>(Spouse of Richard F. Kohs, deceased pensioner)</i>				
Lockette, Frances W.		38.000	11/1/01	21,586
<i>(Spouse of Robert Milton Locket, deceased pensioner)</i>				
Losee, Mildred M.....		13.400	10/1/01	3,542
<i>(Spouse of Richard M. Losee, deceased pensioner)</i>				
Margolis, Mary.....		38.000	11/1/01	20,520
<i>(Spouse of Samuel M. Margolis, deceased pensioner)</i>				
Martino, Henry.....		15.000	12/1/01	4,800
<i>(Spouse of Marcia G. Martino, deceased pensioner)</i>				
Murphy, Annie.....		27.650	9/13/01	16,144
<i>(Spouse of Emmett Murphy, deceased teacher)</i>				
Musilek, Ronald R.....		36.150	10/1/01	20,980
<i>(Spouse of Maureen P. Driscoll, deceased pensioner)</i>				
O'Brien, Betty.....		29.350	7/10/01	19,898
<i>(Spouse of Matthew O'Brien, deceased teacher)</i>				
Pastos, Audrey.....		35.500	12/1/01	18,130
<i>(Spouse of Gus Pastos, deceased pensioner)</i>				
Patterson, Norman S.....		1.950	10/1/01	598
<i>(Spouse of Shirley C. Patterson, deceased pensioner)</i>				
Price, Meryl K.....		29.500	3/10/01	2,947
<i>(Spouse of Jethro Price, deceased teacher)</i>				
Pruzanic, Sylvia.....		27.650	4/1/01	12,738
<i>(Spouse of Clarence J. Pruzanic, deceased pensioner)</i>				
Rigsby, Robert A. Jr.....		32.800	12/1/01	18,189
<i>(Spouse of Marguerite H. Rigsby, deceased pensioner)</i>				
Rouse, Gene G., Sr.....		33.750	10/1/01	16,599
<i>(Spouse of Estelle Rouse, deceased pensioner)</i>				
Savoy, Christine.....		21.650	12/1/01	4,784
<i>(Spouse of Michael G. Savoy, deceased pensioner)</i>				
Schumann, George G.....		29.550	12/1/01	13,335
<i>(Spouse of Mary F. Schuman, deceased pensioner)</i>				
Simmons, Eutopia M.....		37.900	10/1/01	14,150
<i>(Spouse of Ozzie E. Simmons, deceased pensioner)</i>				
Smith, Curtis A. Jr.....		33.950	11/1/01	20,473
<i>(Spouse of Barbara B. Smith, deceased pensioner)</i>				

Name of Member	School or Final Status	Yrs of Service	Effective Date	Annual Pension
<i>Survivors' Pensions (continued)</i>				
Starling, Carolyn E. <i>(Spouse of Clarence W. Starling, deceased pensioner)</i>		31.400	12/1/01	20,585
Storm, Joanne Payne <i>(Spouse of George W. Storm, deceased pensioner)</i>		8.900	10/1/01	5,875
Tarzon, Steven <i>(Spouse of Mary F. Tarzon, deceased pensioner)</i>		5.200	11/1/01	1,642
Vaughn, Debra Diane <i>(Minor child of Mary A. Simmons, deceased teacher)</i>		16.750	7/1/01	7,975
Walters, Durwood B. <i>(Spouse of Jane Walters, deceased pensioner)</i>		34.400	2/1/00	14,316
Wiercioch, Richard J. <i>(Spouse of Ruth I. Wiercioch, deceased pensioner)</i>		20.750	12/1/01	10,444
Williams, Loistine <i>(Spouse of Wadell Williams, deceased teacher)</i>		34.400	5/11/01	22,573
Wrenn, Michael P. <i>(Spouse of Gloria R. Wrenn, deceased pensioner)</i>		22.750	12/1/01	10,356

Reversionary Pensions

Kohs, Betty C. <i>(Spouse of Richard F. Kohs, deceased pensioner)</i>		34.700	11/1/01	\$12,000
Roedel, Michele C. <i>(Spouse of Ethel T. Campbell, deceased pensioner)</i>		25.500	10/1/01	600

Summary of Pensions Granted

Type of Pension	At This Meeting	Total Approved This Fiscal Year
Optional service retirement pensions	108	660
Reciprocal service retirement pensions	22	190
Disability retirement pensions	8	20
Duty disability retirement pensions	0	1
Survivors' pensions	51	124
Reversionary pensions	2	4

Cancellation of Pensions

The Committee on Claims and Service Credits reported that pursuant to the law, the pensions of the following persons were cancelled upon the date of attainment of legal age or re-entry to service. The Committee recommended that the cancellations shown below be confirmed and reported in the proceedings of this meeting.

Name	Reason	Type of Pension	Rate of Pension	Date Cancelled
Ballard, Vicki	Re-entry to Service	Regular	\$1,946.77	11/1/01
Dagostino, Anthony	Legal Age	Survivor	0.00	11/1/01
Moy, Benjamin Bill	Legal Age	Survivor	570.31	11/1/01
Nichols, John S. III	Legal Age	Survivor	0.00	11/1/01
Seaton, Ella B.	Re-entry to Service	Reciprocal	478.79	11/1/01
Wiggins, Loradele	Re-entry to Service	Disability	1,250.55	11/1/01

Revision in Rate of Pensions

The Committee on Claims and Service Credits reported that changes in salary credits after pensions were granted necessitate the following revisions. The Committee recommended that (1) these revisions be approved, (2) the records of the Fund be changed accordingly, and (3) adjustments be authorized for pension payments made prior to this date, as applicable.

Attinello, Donna M.	Increase the annual rate of pension from \$43,230.24 to \$43,718.04.
Barich, Eleanore M.	Increase the annual rate of pension from \$39,465.36 to \$39,555.60.
Beasley, Bernadette C.	Increase the annual rate of pension from \$29,349.00 to \$41,408.76.
Brekke, Stewart E.	Increase the annual rate of pension from \$30,172.92 to \$31,609.68.
DiMatteo, Carol C.	Increase the annual rate of pension from \$24,410.88 to \$24,473.40.
Garrett, Willie S.	Increase the annual rate of pension from \$31,698.60 to \$38,038.92.
Gasowski, Stanley F.	Increase the annual rate of pension from \$27,067.44 to \$30,222.72.
Gilbert, Sylvia S.	Increase the annual rate of pension from \$63,092.28 to \$63,992.52.
Gill, Earleane	Increase the annual rate of pension from \$30,681.60 to \$37,781.52.
Hammerly, Henry D.	Increase the annual rate of pension from \$35,524.56 to \$37,765.56.
Kielty, James F.	Increase the annual rate of pension from \$38,674.20 to \$43,283.88.
Leonard, Jolene	Increase the annual rate of pension from \$24,601.20 to \$30,433.44.
Mangano, Mary A.	Increase the annual rate of pension from \$38,545.80 to \$38,644.44.
McClendon, Mable M.	Increase the annual rate of pension from \$43,759.68 to \$62,337.48.
Pauza, Lauryne E.	Increase the annual rate of pension from \$13,832.64 to \$17,964.12.
Sienkiewicz, Ronald G.	Increase the annual rate of pension from \$54,480.48 to \$54,805.92.
Smith, Annie L.	Increase the annual rate of pension from \$38,438.40 to \$41,646.84.
Valdes, Anna M.	Increase the annual rate of pension from \$29,333.88 to \$29,420.40.
Verley, Marguerite M.	Decrease the annual rate of pension from \$2,727.00 to \$2,708.64.
Walker, Bonnie J.	Increase the annual rate of pension from \$36,848.64 to \$36,942.96.

Death Benefits

The Committee on Claims and Service Credits reported that documents pertaining to claims for death benefits were examined and verified, and recommended approval thereof.

In support of these claims, the Committee reported that death benefits were for persons whose dates of death were certified and whose heirs, beneficiaries, administrators or executors furnished proper evidence to receive such payments.

Single Payment Benefit of Death of Teachers:

<i>DECEASED</i>	<i>BENEFICIARY</i>	
Alvir, Kathleen P	Barbara McMillin	\$ 5,000.00
	Joseph Grembla	5,000.00
Blakey Jr, Harry L	Michael P Blakey	2,000.00
Brown, Thomas A	Nancy Carson	10,000.00
Campbell, Terry Edward	Salome A Campbell	834.28
Coehl, Albano	Nicole Coehl	10,000.00
Echols, Kersandra	Donald C Kindle	5,000.00
Garner, Shairice N	Robert Garner	468.15
	Kelley Garner	468.15
	Dyrice Garner	468.14
Griffin, Mattye R	Brandi Griffin	5,000.00
	Kenyatta Griffin	5,000.00
Kakavetsis, Theodora	Chris Kakavetsis	3,333.34
	Steven Kakavetsis	3,333.33
	Jason Kakavetsis	3,333.33
Key, Jr, Edward L	Susan Key	10,000.00
Murphy, Emmett	Annie Murphy	5,000.00
	Emmett Murphy Jr	5,000.00
O'Brien, Matthew A	Matthew A O'Brien Living Trust	10,000.00
Puyol, Jesus J	Sherlena Puyol	1,991.52
Simmons, Mary A	Agnes Simmons	3,333.34
	Pamela Simmons	3,333.33
	Angela Simmons-Jackson	3,333.33
Stallings, Cheryl	Ina Turner	3,333.34
	Brian Stallings	3,333.33
	Keith Stallings	3,333.33
Taylor, Jacqueline	Idia Egonmwan	5,000.00
	Vincentia Egonmwan	5,000.00
Williams, Freddie Lee	Freddie Lee Williams Jr	2,500.00
	Alexandra Williams	2,500.00
	Shaynea Williams	2,500.00
	Kasi Bowman	2,500.00
Williams, Wadell	Loistine Williams	10,000.00
		\$141,230.24

Single Payment Benefit of Death of Pensioners:

<i>DECEASED</i>	<i>BENEFICIARY</i>	
Alexander, Delbert	Ruby Alexander	\$ 8,000.00
Anderson, Genevieve B	John G Anderson	5,000.00
Armstrong, Mary M	John J Armstrong	1,666.67
	William E Armstrong	1,666.67
	Michael C Armstrong	1,666.66
Baker, Richard W	Richard W Baker Jr	1,666.67

Single Payment Benefit of Death of Pensioners: (continued)

	Jackie L Baker	1,666.67
	Richard W & Albina L Baker Trust	1,666.66
	Richard W Baker Jr, Trustee	
Balanoff, Margaret L	John Balanoff	5,000.00
Ballin, Frances	Joseph H Ballin	5,000.00
Banks, Mae M	Ethelda R Smith	5,000.00
Berg, Emily C	Emily C Berg Trust	5,000.00
	Lasalle Bank, N.A., Trustee	
Bilohrud, Eleanor K	Laura Bilohrud Moran	5,000.00
Black, Candance B	Carolyn M Taylor	5,000.00
Brassel, Juanita A	Roosevelt Brassel	2,500.00
	Dominique Brassel	2,500.00
Buckley, Irma	Timothy Buckley	5,000.00
Burack, Marvin	Mary Alice Burack	5,000.00
Byrne, Katherine M	Nat'l Shrine Of Our Lady	5,000.00
Byron, Marguerite M	Estate Of Marguerite M Byron	5,000.00
	Anna M O'Meara &	
	Patricia Merwick, Indpen Executive	
Campbell, Ethel T	Michele C Roedel	5,000.00
Carter, Agnes L	Christian D Coley	2,500.00
	Seneca C Coley	2,500.00
Clark, Robert M	Barbara J Clark	5,000.00
Coesfeld, Mary A	Kathleen Ryan	1,666.67
	Joan B Mulvihill	1,666.67
	Margaret A Denny	1,666.66
Cohen, Bernice	Barbara J Pollack	2,500.00
	Laurence D Cohen	2,500.00
Connelly, Norman C	Irene M Connelly	5,000.00
Courtney Jr, Harvey T	Harvey T Courtney Jr Trust	5,000.00
	Lawrence J Courtney Trustee	
Craft, Marie	Robert R Harris	2,500.00
	Lillian M Harris	2,500.00
Davis, Fannie C	Fannie E Davis	1,666.66
	Gwendolyn C Davis	1,666.67
	Bruce C Davis	1,666.67
Denoms, Sr, Carl H	Carl H Denoms, Jr	5,000.00
Dixon, Edward A	Catherine T Dixon	5,000.00
Dolan, Ann E	Marian D Fricano	1,666.67
	Jamie P Lyon	1,666.67
	Denise D Voiss	1,666.66
Donahoo Jr, Harry J	Judy E Donahoo	5,000.00
Driscoll, Maureen P	Ronald R Musilek	10,000.00
Dunn, Norine	James A Maddock	5,000.00
Ebert, Muriel M	Kenneth E Ebert	5,000.00
Economakos, James L	Dyan Economakos	5,000.00
Effron, Goldina V	Lucille S Vander Veen	2,500.00
	Helen V Dayan	2,500.00
Egan, Gertrude C	Edward M Egan	5,000.00
Erickson, Florence F	Paul V Erickson	5,000.00
Flynn, Eileen	Mary J Moran	2,500.00
	Margaret R Lang	2,500.00
Fogerty, Marie L	Patrick Sullivan	1,666.67
	Mary Anne Sullivan	1,666.67

Single Payment Benefit of Death of Pensioners: (continued)

	Margaret Sullivan	1,666.66
Garasha,Robert W	Mary Parkes Marx	1,666.67
	Charlotte Dittman	1,666.67
	Helen Parks Speir	1,666.66
Geegan,Margaret M	Estate Of Margaret M Geegan	5,000.00
	William J Geegan, Ind Exec	
Goldberg,Sharon R	Irene B Goldberg	5,000.00
Grosvenor,Juanita B	Juanita Rosenberg	2,500.00
	Henry A Gunther	5,000.00
Gunther,Margaret H	David H Harris III	5,000.00
Harris,Betty R	Lori E Hayes	10,000.00
Hayes,Tamlyn G	Gina D Tirado	2,500.00
Haynes,Clyde H	Salem Tirado	2,500.00
Hicks,Elvin A	Tasha M Griffin	1,666.67
	Mary Hicks	1,666.67
Hicks,James E	Charles Jordan Hicks	1,666.67
	James E Hicks Jr	1,666.67
	Gerald Hicks	1,666.66
Holmes,Rachael L	Rachael Louise Holmes Trust	5,000.00
	Deborah Chinnappillai, Trustee	
Janik,Adeline A	Mark A Jarosz	1,666.67
	Richard Jarosz	1,666.67
	Jerome J Jarosz	1,666.66
Johnson,Dorothea M	Glen Martin Johnson	5,000.00
Johnson,Laura D	Irvin L Johnson	1,250.00
	Jean Marie Boykins	1,250.00
	Robert I Johnson	1,250.00
Johnson,Leo S	Janey Green	1,666.67
	Katie M Jacko	1,666.67
	Bertha Cleveland	1,666.66
Kartman,Eleanor M	Eleanor Kartman Trust	5,000.00
	Dale Costello, Trustee	
Kitchen,Donald	Yoshitoshi Sakumura	5,000.00
Kohs,Richard F	Betty C Kohs	5,000.00
Kryc,Alice P	Anthony J Kryc	5,000.00
Landsman,Shirley K	Helen Claire Landsman	5,000.00
Lockette,Robert M	Frances W Lockette	5,000.00
Losee,Richard M	Mildred M Losee	5,000.00
Lyles,Kenneth	Kenneth S Lyles	2,500.00
	Charlotte Juliana Lyles	2,500.00
Madsen,Alice H	Paul D Madsen	5,000.00
	Maney,Zita	
Maney,Zita	Marianne Kaiser	2,500.00
	Michael Kaiser	2,500.00
	Margolis Family Trust	5,000.00
Margolis,Samuel M	Mary Margolis, Trustee	
	Frances M Brent	5,000.00
Marshall,Anita M	Henry Martino	10,000.00
Martino,Marcia G		
McBride,Catherine V	Patricia J Lavery	2,500.00
	Regina B Schattnik	2,500.00
McGuff,Helen L	Nora McGuff Abboreno	5,000.00
McManmon,Grace T	Barbara J McMann	5,000.00
McNeela,Kathleen	Joseph McNeela	1,000.00
	Edward T McNeela	1,000.00

Single Payment Benefit of Death of Pensioners: (continued)

	Kathleen M Boyce	1,000.00
	Mary McNeela	1,000.00
	John M McNeela	1,000.00
Moldenhauer,Rita E	Linda Ann Irwin	2,500.00
Moldenhauer,Rita E	Carol A Durnik	2,500.00
Morgan,Marie	James W Morgan	2,500.00
	Arthur L Morgan	2,500.00
Murray,Rita J	Francis James Murray	2,500.00
	Mary Elizabeth Purchase	2,500.00
Nelson,Ellen E	Thomas Holt	5,000.00
O'Mara,Joan K	Kevin J O'Mara	625.00
	Michael J O'Mara	625.00
	Joseph O'Mara	625.00
	Peter J O'Mara	625.00
	Patricia M O'Mara	625.00
	Kathleen M O'Mara	625.00
	Neil O'Mara	625.00
	Mary E O'Mara	625.00
O'Neil,Mary Patricia	William F O'Neil	5,000.00
Panos,Marian C	William C Panos	5,000.00
Pasquesi,Gasparino	Caroline P Murphy	2,500.00
	Lucy P Konsler	2,500.00
Pastos,Gus	Audrey Pastos	5,000.00
Patterson,Shirley C	Norman S Patterson	1,666.67
	Jeffrey S Patterson	1,666.67
	Cynthia Renee Douglas	1,666.66
Pekoff,George	Clifford Brickman	5,000.00
Planer,Helen P	John H Planer	5,000.00
Platt,Virginia M	Barbara Radecki	5,000.00
Poray,Richard T	Thaddeus Poray	1,666.67
	Richard J Poray	1,666.67
	Catherine Mary Dikos	1,666.66
	Sylvia Pruzaniec	5,000.00
Pruzaniec,Clarence J		
Ramaley,Dorothy C	Daniel J O'Donovan	1,666.67
	David C O'Donovan	1,666.67
	Kathleen Cech	1,666.66
Reeves,Zena M	Carol A Linneman	5,000.00
Rigsby,Marguerite H	Robert A Rigsby, Jr	2,500.00
	Janice E Wells	2,500.00
Riley,Anastasia Marie	Sue Ann Wiedeke	5,000.00
Rouse,Estelle	Gene G Rouse Sr	5,000.00
Rybski,Eugene B	Davida Eckert Rybski	5,000.00
Sanders,Mary Lou	Pauline Dropp	5,000.00
Savoy,Michael G	Christine Savoy	5,000.00
Schnitzer,Norma Z	Susan P Freund	2,500.00
	Diane S Solomon	2,500.00
Schumann,Mary F	George G Schumann	5,000.00
Shanahan, Jr,Thomas L	Thomas L Shanahan, Jr Trust	5,000.00
	Firststar Bank, Trustee	
Shyne,Verlena P	Sharon R Bowman	2,500.00
	Gregory O Shyne	2,500.00
Simmons,Ozzie E	Eutopia Morsell Simmons	5,000.00
Skierkiewicz,Mary	Maria T Skierkiewicz	1,666.67

Single Payment Benefit of Death of Pensioners: (continued)

	Kevin Skierkiewicz.....	1,666.67
	Joe Skierkiewicz.....	1,666.66
Smith,Barbara B	Curtis A Smith Jr.....	5,000.00
Smith,Marjorie W	Bonnie Jean Conrad.....	5,000.00
Starling,Clarence W	Carolyn E Starling.....	1,000.00
	Kimberly M Almanza.....	1,000.00
	Charles E Starling.....	1,000.00
	Clarence W Starling, Jr.....	1,000.00
Sterling,Clarence W	Pamela A Linton.....	1,000.00
Storm,George W	Joanne Payne Storm.....	5,000.00
Strickland,Ethel	Penny Sue Strickland.....	2,500.00
Sullivan,Anna R	Michael R Yokan.....	5,000.00
Szulczewski,Josephine A	Darrin F Tvrdy.....	2,500.00
	Kevan Tvrdy.....	2,500.00
Tarzon,Mary F	Steven Tarzon.....	5,000.00
Trepal,Ada B	Jonathan J Trepal.....	2,500.00
	Janet Knight.....	2,500.00
Weaver,Olga	Laura Weaver.....	5,000.00
Weiss,Brenda B	Ira Weiss.....	3,333.33
	Philip Weiss.....	3,333.33
	Adam Weiss.....	3,333.34
Wells,Mary	Edison Tyrone Wells.....	1,666.67
	Kendrick Torres Wells.....	1,666.67
	Ronnie A Wells.....	1,666.66
Wiercioch,Ruth I	Richard Wiercioch.....	5,000.00
Williams,Michael A	Eric Williams.....	4,000.00
	Eric A Williams, Jr.....	4,000.00
Woodfolk,Mary	Marya A Woodfolk.....	8,000.00
Wrenn,Gloria R	Michael P Wrenn.....	5,000.00
Yochim,Esther G	Elisa J Yochim.....	1,666.67
	Deborah Bram.....	1,666.67
	Karen Carter.....	1,666.66
Zeigler,Elbert C	Joseph C Zeigler.....	2,500.00
		<u>\$598,583.34</u>

Refunds of Contributions on Death of Teachers and Pensioners:

<i>DECEASED</i>	<i>BENEFICIARY</i>	
Alexander,Delbert	Ruby Alexander.....	\$ 3,658.08
Alvir,Kathleen P	Barbara McMillin.....	23,169.79
	Joseph Grembla.....	23,169.80
Arthur,Curtis	Cheryl Arthur.....	16,773.38
Blakey Jr,Harry L	Michael P Blakey.....	8,832.34
Brown,Thomas A	Nancy Carson, Ind Admin.....	94,976.83
Coehl,Albano	Nicole Coehl, Ind Admin.....	87,022.94
Driscoll,Maureen P	Ronald R Musilek.....	340.68
Echols,Kersandra	Donald C Kindle.....	21,909.36
Garner,Shairice N	Robert Garner.....	449.51
	Kelley Garner.....	449.51
	Dyrice Garner.....	449.51
Griffin,Mattye R	Brandi Griffin.....	40,101.90
	Kenyatta Griffin.....	40,101.91
Hayes,Tamlyn G	Lori E Hayes.....	58,387.47

Refunds of Contributions on Death of Teachers and Pensioners: (continued)

Haynes, Samuel	Rachell Haynes	16,420.20
Kakavetsis, Theodora	Chris Kakavetsis	20,408.65
	Steven Kakavetsis	20,408.66
	Jason Kakavetsis	20,408.66
Key, Jr, Edward L	Susan Key	81,734.26
Murphy, Emmett	Annie Murphy	36,822.50
	Emmett Murphy Jr	36,822.52
O'Brien, Matthew A	Matthew A O'Brien Living Trust	70,407.11
Price, Jethro	Meryl K Price	2,717.19
Puyol, Jesus J	Sherlena Puyol	1,849.89
Simmons, Mary A	Agnes Simmons	13,128.16
	Pamela Simmons	13,128.16
	Angela Simmons-Jackson	13,128.16
Stallings, Cheryl	Ina Turner	25,967.32
	Brian Stallings	25,967.32
	Keith Stallings	25,967.32
Starling, Clarence W	Carolyn E Starling	2,106.88
	Kimberly M Almanza	2,106.87
	Charles E Starling	2,106.87
	Clarence W Starling, Jr	2,106.87
Sterling, Clarence W	Pamela A Linton	2,106.87
Taylor, Jacqueline	Idia Egonmwan	13,096.01
	Vincentia Egonmwan	13,096.03
Weiss, Brenda B	Ira Weiss	20,457.31
	Philip Weiss	20,457.31
	Adam Weiss	20,457.30
Williams, Freddie Lee	Freddie Lee Williams Jr	5,688.37
	Alexandra Williams	5,688.38
	Shaynea Williams	5,688.38
	Kasi Bowman	5,688.38
Williams, Michael A	Eric Williams	12,880.75
	Eric A Williams, Jr	12,880.74
Williams, Wadell	Loistine Williams	73,503.09
Woodfolk, Mary	Marya A Woodfolk	20,099.51
		<u>\$1,085,295.01</u>
Grand Totals of All Death Benefits		\$1,825,108.59

Refunds

The Committee on Claims and Service Credits reported that documents pertaining to claims for refunds listed herewith, were examined and verified, and recommended approval thereof.

In support of these claims, the Committee reported that (1) refunds on separation from service are for persons no longer employed as members of the teaching force . . . (2) refunds of contributions for survivor's pensions are for members with no eligible survivors at the time of retirement . . . (3) refunds of excess contributions are for deductions outside of the statutory requirements and/or overpayments towards the 2.2 upgrade option and . . . (4) refunds of creditable service withdrawn are for previously validated optional service.

Refunds a/c Resignation of Regularly Employed Members and Separation from Service of Substitute and Temporarily Employed Teachers:

Ackerman, Victoria	\$7,186.86	Diehl, Kristen	176.40
Acosta, Oliva	12,444.49	Dimke, Janet L	10,786.24
Alicea, Jesus	31,027.36	Dougal, Claire B	3,187.91
Allen, Stephanie	2,816.03	Dresslaer, Joseph Darren	298.76
Atkins, Floyd	4,004.09	Drogos, Kristin	378.00
Aviles, Rosangela	1,121.40	Dusek, Christopher	170.10
Aviles, Susanna	2,010.07	Edwards, Josephine	1,618.09
Barfield, Danielle	902.39	El-Tayuddin, Ishmael	777.25
Barfield, Sharon D	2,014.82	Elam, Betty J	915.78
Bartholomew, Audrey	474.48	Ellis, Vickie	839.30
Bassett, Erik	26,288.42	Engstrom, June	8,535.12
Bayster, Linda	20,075.57	Figuroa, Myrna	36,704.51
Bedford, Talvi	1,710.88	Fishbein, Jennifer	1,761.74
Bennett, Sharena Marie	226.80	Fitzsimmons, Mary	15,772.72
Blumberg, Reva	1,583.23	Fonseca, Ramon	44,916.38
Bodkin, Richard Wayne	33,717.55	Ford, Lashawn	19,703.82
Brewer, Annetta	10,170.66	Foster, Stephanie	13,251.86
Bryant, Charles	8,701.35	Frenkel, Debra	20,973.68
Buck, Stacey	13,648.79	Fuentes, Eddie	20,247.27
Burnett, Lisa J	565.79	Galan, Felisa	3,648.27
Burress, Kelley	22,586.96	Gibson, Patricia	398.34
Butler Nee:Tyson, Verdal	10,127.97	Gilbert, Oliver	1,536.59
Butler, Verdale	804.99	Gonzales, Olga	14,304.69
Bynum, Shannon	1,682.07	Gooch, Calvin	5,539.26
Cabrera, Julio	21,323.47	Goodloe, Develyn	50,723.25
Caccitolo-Strocchia, Mich	9,494.54	Goot, Laura	6,271.88
Carole, Cristin	9,721.08	Gorman, Casimira	6,974.55
Castro, Valentino	13,178.74	Grace, Erica N	4,109.82
Ceres, Francesca	10,338.45	Gray, Marianne	10,048.52
Chappell, Valerie	42,009.90	Gross, Richard D	44,820.20
Chibucos, Thomas	7,162.56	Grushkin, Elizabeth A	21,521.39
Christopher, Andrea	49,951.50	Handy, Carl	19,025.66
Cima, Joseph	20,123.20	Harris, Cheryl Y	36,071.48
Clark, Jason P	6,900.06	Harris, Cynthia	19,189.97
Clay, Robert	564.32	Harris, Delecta	415.80
Colon, Tanya Gonzalez	14,199.03	Holcombe, Samuel	17,408.22
Conley, Zakiya	1,014.30	Horst, Walter	6,926.02
Cooper, Amanda L	6,948.30	Hrynewych, Alexander	3,313.06
Cooper, Caroline	10,283.85	Hunt, Alice Ann	50,446.58
Cooper, Linda	4,143.88	Isom, Chandra	15,401.29
Correa, Adela	1,716.79	Jackson, Troy	25,091.12
Cuevas, Jazmin	7,738.36	Jackson, William	3,905.88
Cuff, Paula	1,680.05	Jackson-Alderson, Deloris	1,388.36
Culberson, Linda J	74,524.02	Jefferson, Eddie Ann	84,394.78
Davis, Frances N	2,526.26	Jennings, Stephen	7,894.27
Davis, Kirsten	6,436.32	Joaninha	298.76
Dayson, Katherine	151.20	Johnson, Doretha	2,733.03
Deaderick, Thomas	1,869.36	Jones Jr, Cleveland	1,165.06
Dejesus', Ramon	10,933.48	Jones, Michelle	16,634.44
Desadier, Shirley	71,272.88	Kaufman, Michele	2,137.50

Keir, Margaret.....	7,388.93	O'Neill, Mary.....	2,951.53
Kelley, Cerelda.....	4,920.48	Ozment, Katherine.....	3,098.54
Kentros, Michael.....	7,076.68	Palceski, Katherine.....	7,574.30
Kim, Jeannie.....	10,853.91	Parker Nee: Greer, Jose.....	23,405.73
Kimber, Velma.....	4,057.68	Parrot, Arpie.....	1,818.51
Kleckner, Ronald.....	680.96	Pelcin, Craig A.....	13,218.29
Kleemeyer, Kimberly.....	20,877.73	Perez, Larry.....	21,489.49
Klonoski, Thomas.....	6,905.79	Picl, William.....	4,532.76
Koch, Amy.....	17,380.46	Piotrkiewicz, Marty.....	299.02
Koh, Grace.....	36,748.85	Platt, Gwen.....	10,853.91
Koller, Donna.....	1,563.23	Poynter, Martha Kay.....	430.50
Kotzin, Abigail.....	12,048.50	Prather, Emily.....	2,622.85
Lachowicz, Susan.....	4,883.10	Priester, Rachel.....	284.59
Lang, Suzanne Lyman.....	10,147.03	Pruitt, Lorna Jean.....	14,719.87
Larotonda, Paulette.....	4,005.47	Quinones, Nilda.....	15,420.69
Lawani, Denise.....	51,171.87	Ramel-Hoeksema, Casey.....	6,600.59
Lazar, Marci.....	12,240.69	Rankin, Muna.....	10,938.34
Lee, Kwing Hang.....	24,390.33	Raval, Parul.....	20,950.15
Lewis-Taylor, Addie.....	1,311.27	Rein, Peppi.....	3,540.29
Little, Susie.....	30,911.88	Reis, Deborah.....	7,843.48
Lloyd, Michelle.....	252.00	Reninger, David.....	4,179.35
Loehr, John.....	14,241.67	Rhyne, Toye.....	21,447.85
Lollar, Monroe.....	252.00	Rippner, Stacey.....	6,297.50
Long, Eunice.....	4,153.79	Rivera, Peter.....	707.15
Long, Henry.....	7,604.71	Robinson, Vylene.....	315.57
Lukose, Pattiyal.....	20,418.82	Rodriguez, Carlos.....	13,410.65
Maldonado, Lillian.....	8,994.72	Rodriguez, Maria.....	20,115.28
Malhiot, Karen.....	32,662.20	Roe, Patricia.....	7,174.13
Markey, Heather.....	1,039.38	Rosner, Erica.....	6,646.27
Martin, Roosevelt.....	967.34	Rucker, Valerie Sims.....	24,156.55
Martinez, Gema.....	3,097.11	Ruiz, Eliecer.....	14,327.90
McCluster, Pamela.....	2,001.72	Ruiz, Soledad.....	2,995.92
McConville, Terri.....	8,200.21	Saines, Steven Ira.....	19,574.48
McCoy, Stephanie.....	3,705.87	Santiago, Reinaldo.....	15,377.08
McGorray, Betty.....	13,631.44	Savard, Marisa.....	396.90
McKenzie, Bryant.....	630.71	Sejut, Joseph J.....	16,322.97
Meno, Alicia.....	17,983.59	Shaw, Sukhari.....	1,053.09
Milliner, Alice.....	5,431.57	Shisem, Maureen.....	854.50
Miskel, Carolyn S.....	6,139.05	Singleton, Anthony.....	10,596.55
Mitchell, Judith Annette.....	793.43	Siperly, Mindy Sue.....	9,991.46
Montague, Ananias.....	46,090.70	Sloan, Anne.....	3,251.22
Moore, Brenda.....	30,125.37	Smith, Kimberly.....	2,402.96
Morgan, Coral.....	20,655.23	Smith, Tara Yvette.....	10,481.94
Morris, Patrick.....	17,563.12	Smith, Willie B.....	12,537.17
Morrow, Willie.....	23,703.78	Stashak, Stephanie.....	1,495.96
Mosley, Jacquelynn.....	2,217.13	Steinbacher, Sarah.....	15,702.33
Muros, Nancy.....	1,152.90	Strazis, Stacy.....	918.72
Myers, Janelle.....	16,811.30	Szymczak, Denise.....	4,801.04
Myers-Jones, Margaret.....	20,578.39	Tahezadeh, Maryam.....	3,578.47
Negron, Heidi.....	10,235.03	Tapia, Maria.....	12,310.45
Ocon, Juan Carlos.....	13,832.92	Taylor-Hightower, Zippora.....	17,053.94
Olivo, John.....	61.38	Taylor-Young, Hillery.....	2,299.15
O'Neil, Jennifer.....	12,442.19		

Teplan, Christine.....	132.30	Vega, Cecilia.....	176.40
Thames-Roper, Jacquelyn.....	22,457.79	Velez, Edgardo.....	26,605.24
Thimijan, Kristen.....	3,311.72	Ware-Bonds, Victoria.....	62,983.37
Thomas, Ashley.....	151.20	Warren, Ronnie.....	1,748.61
Thomas, Chandra.....	25,267.30	Waters-Brown, Lanza.....	20,661.77
Thomas, Jeffrey.....	3,895.13	Wesolowski, Alicia.....	866.73
Thompson, Donna Maria.....	2,651.49	Westfallen, Matthew.....	6,083.51
Thurmond, Hugo.....	12,367.53	Wilkening, Kristin.....	10,129.59
Torres, Magdalena.....	18,807.00	Williams, James.....	4,231.10
Turner, Gregory.....	1,693.49	Williams, Lashanna.....	974.16
Turner, May.....	2,439.42	Williams, Michelle.....	17,820.34
Turney, Sheila.....	4,378.89	Wolfe Jr, Alonzo.....	4,884.17
Tye, Laura.....	11,380.08	Yilmaz, Cleyardis.....	8,772.93
Van, Vester L.....	5,469.62		<u>\$2,701,351.71</u>
Vanhook-Adams, Bonita.....	21,555.40		

Refunds of Contributions for Survivors' Pensions for Members With No Eligible Survivors at the Time of Retirement:

Allison, Mary M.....	\$9,701.65	Lerner, Rochelle L.....	9,091.72
Armstrong, Joy L.....	12,499.39	Lewis, Etha C.....	10,015.03
Bayouth, Alberto L.....	8,664.40	Lipson, Mary A.....	5,446.57
Berk, Sandra R.....	6,111.05	Locke, Sandra C.....	9,764.56
Blackwell, Mary F.....	7,927.71	Mortell, Flora A.....	9,020.47
Bobek, Norman R.....	10,432.80	Nagle, Noreen M.....	8,226.14
Bowman, Fairsteen M.....	9,297.47	Naselli, Santo P.....	452.93
Burke, Mary M.....	9,387.95	Niedermaier, Margaret E.....	12,355.65
Chalmers, Lola.....	12,050.54	Nobles, Mildred R.....	10,061.98
Coleman, Betty J.....	9,621.33	Overton, Jean Y.....	8,089.94
Comer, Thomas M.....	7,206.14	Patterson, Lucille J.....	9,830.11
Dailey, McArthur.....	9,851.23	Roberts, Doris O.....	10,569.38
Davis, Joseph.....	5,542.94	Robinson, Patricia A.....	9,142.68
Doden, Merrylee M.....	11,724.34	Schmidt, Linda J.....	6,131.02
Eldridge, Thelma S.....	1,297.85	Segneri, Lawrence S.....	10,794.12
Fowler, Barbara J.....	10,077.74	Sheffield, Ronald I.....	2,917.26
Ganakos, Katherine A.....	8,382.29	Sims, Jr, Robert L.....	9,791.90
Ganeff, Judith H.....	12,197.38	Skontos, Katherine R.....	7,261.13
Garner, Anne E.....	10,048.54	Spiller, Mary.....	9,076.89
Geary, Adrienne M.....	5,463.22	Stumpf, Joanne M.....	9,795.93
Goldstein, Lewis D.....	4,194.85	Swanson, Jane I.....	1,201.37
Gorden, Earl.....	12,104.92	Swoope, Frankie L.....	11,152.41
Grant, Dorothy D.....	11,150.66	Tait, Linda J.....	1,090.51
Harvey, Guy M.....	5,247.98	Telle, Sarmite.....	8,839.12
Hawkins, Maxine A.....	6,257.76	Teplo, Robert E.....	10,959.29
Heard, Bobbie D.....	10,185.46	Terry, Donna A.....	9,870.36
Helm, Mary F.....	9,940.74	Thompson, Delphine H.....	9,353.99
Heraty, Ann F.....	9,818.43	Turner, Ruth E.....	8,536.76
Hirsch, Cyna S.....	6,429.19	Vincent, Earl J.....	10,019.99
Jeffries, Emma P.....	11,051.88	Walker, Thomas.....	11,718.13
Johnson, Sandra L.....	10,233.99	Watkins, Mary E.....	9,939.04
Jones, Evelyn V.....	9,675.16	West, Roberta B.....	9,627.10
Kolos, Nancy A.....	10,418.56	Whitker, Carolyn M.....	9,760.23
Kott, Judith G.....	9,331.01		

Wilkinson, Roy A	10,220.69	Worthey, Patricia K.....	9,902.66
Williams, Evelyn M.....	10,582.44	Zannis, Nancy.....	<u>7,152.64</u>
Williams, Lyna M.....	6,764.78		\$628,053.47

Refunds of Excess Contributions:

Bayouth, Albert L.....	\$546.70	Lyle, Kenneth	6,363.24
Bowman, Fairsteen M.....	1,680.93	Niedermaier, Margaret E.....	2,815.39
Burke, Mary M.....	1,694.95	Nobles, Mildred R.....	1,716.65
Chalmers, Lola M.....	10,041.11	Patterson, Lucille J.....	22.75
Curry, Warriene M.....	1,980.69	Pilditch, Walter E.....	3,212.38
Dailey, McArthur.....	4,011.73	Roberts, Doris O.....	1,850.75
Eisenberg, Norman.....	9,887.48	Stare, Sandra N.....	12,537.40
Ellison, Sharon A.....	1,669.11	Thomas, Barbara B.....	2,311.11
Farrow, Claudia.....	530.93	Thompson, Delphine H.....	11,227.74
Fowler, Barbara.....	11,720.43	Vincent, Earl J.....	6,363.24
Gorden, Earl.....	1,928.86	Watkins, Mary E.....	1,889.83
Grant, Dorothy D.....	2,416.38	Wiesmeyer, Alfred E.....	1,634.93
Heard, Bobbie D.....	1,795.67	Worthey, Patricia K.....	<u>9,245.75</u>
Johnson, Sandra L.....	8,248.85		\$121,243.33
Loomos, Theodore W.....	1,898.35		

Refunds a/c Creditable Service Withdrawn:

Alukos, John.....	\$5,107.92	Smith, Gladys M.....	4,025.32
Burke, Mary M.....	542.95	Wilkinson, Roy A.....	<u>529.51</u>
Chalmers, Lola.....	809.25		\$ 14,049.99
Gilbert, Sylvia S.....	1,437.15		
Niedermaier, Margaret E.....	1,597.89	Grand Total of All Refunds.....	\$3,464,698.50

Outside Time

The Committee on Claims and Service Credits reported that affidavits, or other evidence attesting to or certifying service in the public schools of the several states or in schools operated by or under the auspices of the United States outside of the City of Chicago were presented for the persons hereinafter listed.

The Committee recommended that the service described be approved for pension credit provided that the last five years of the member's service shall have been rendered in a position covered by this Fund, the State Universities Retirement System or the Teachers' Retirement System of the State of Illinois; a maximum credit of ten years shall be reduced by credit for such service validated by the State of Illinois and three-fifths of the term of service for which an annuity is granted shall be in the public schools of the City.

Name	School	Service	Years
Alper, Elaine.....	Near North Sp. Ed. Center.....	Teaching.....	.03.000
Beaton, Natalia.....	Kelly High.....	Teaching.....	.05.000
Brooks, Arlene.....	Corliss High.....	Teaching.....	.01.500
Carroll, Ann.....	Bennett.....	Teaching.....	.01.000
Egans, Lorine.....	Key.....	Teaching.....	.06.000

Horton, Berlynda H.....	Mollison.....	Teaching01.500
Jackson, Genetta	Caldwell.....	Teaching01.000
King, Dolores M.	Hefferan	Teaching02.000
Leighty, David H.	Jefferson	Teaching01.000
McCord, Michal C.	Central Office	Teaching01.000
Shaw, Lucille T.....	Chicago H.S. for Agric. Sciences	Teaching	10.000
Wade, Barbara Jean.....	Buckingham.....	Teaching01.000
Warner, Emilia E.	Clemente Comm. Academy.....	Teaching09.500
Warren, Russell	Dodge	Teaching01.200

Ms. Finnegan moved the Report of the Committee on Claims & Service Credits to the omnibus.

REPORT OF COMMITTEE ON PENSION LAW & RULES

A motion was made by Mr. Ward, seconded by Ms. Nolan, to include the ad hoc increase for pensioners to the legislative agenda. The motion passed by the following vote:

Ayes: Ms. Anderson, Ms. Finnegan, Mr. Mayo, Ms. Nolan, Ms. Reilly, Mr. Sokolnicki, Mr. Ward—7

Nays: None.

Abstentions: Mr. Katsulis, Mr. Silver—2.

(Ms. Knazze and Ms. Rodriguez were not present at the time the vote was taken.)

The Trustees discussed the issue of amending the teaching restrictions while teachers are collecting retirement pensions. This issue is currently being studied and drafted.

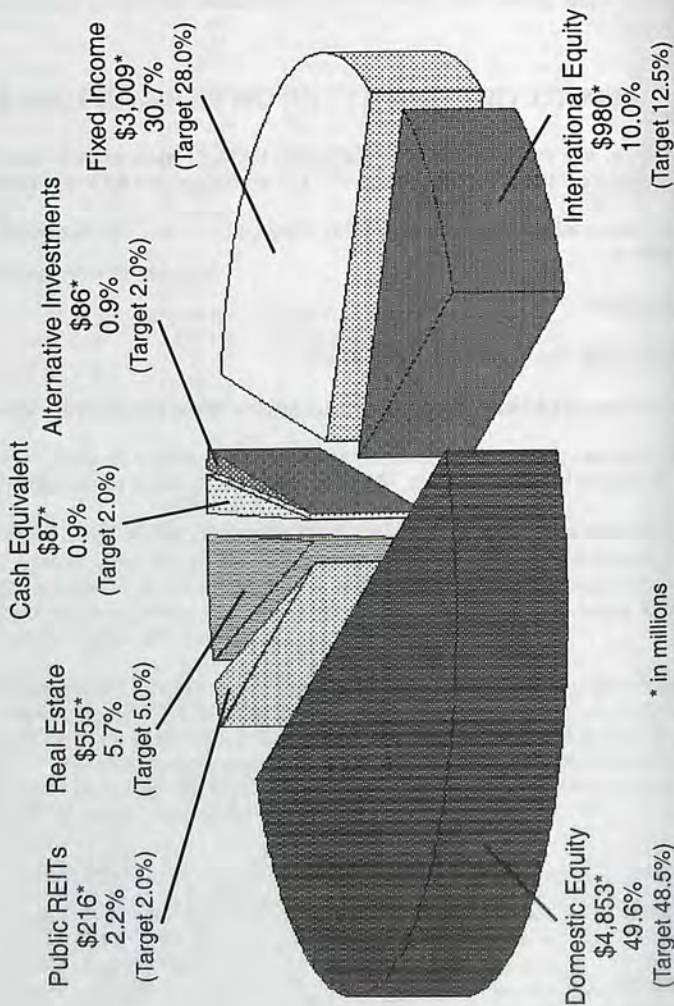
Mr. Katsulis moved the Report of the Committee on Pension Law and Rules to the omnibus.

REPORT OF COMMITTEE ON INVESTMENTS

The Committee on Investments included the following reports subject to review and approval by the Board of Trustees. These reports shall be recorded in the proceedings of this meeting.

- Allocation Overview
- Investment Summary by Manager
- Manager Activity Summary Report
- Commission Report

PUBLIC SCHOOL TEACHERS PENSION AND RETIREMENT FUND OF CHICAGO ALLOCATION OVERVIEW as of December 31, 2001



INVESTMENT SUMMARY BY MANAGER
June 30, 2001 THROUGH December 31, 2001

	FAIR VALUE 12/31/01	FAIR VALUE 9/30/01	FAIR VALUE 6/30/01	% CHANGE IN MV (3 months)	% CHANGE IN MV (6 months)	CASH OR SHORT-TERM	% OF CASH
EQUITY							
Domestic							
Ariel	\$239,374,019	\$206,630,314	\$227,060,325	15.85%	5.42%	\$2,540,747	1.06%
Brinson Partners	247,860,453	228,555,346	250,046,139	8.45%	-0.87%	2,262,614	0.91%
DFA	118,895,708	99,679,515	119,647,882	19.28%	-0.63%	9	0.00%
Fidelity	465,681,313	404,655,749	504,397,410	15.08%	-7.68%	7,064,833	1.52%
Harris	289,013,023	263,889,209	304,400,516	9.52%	-5.06%	62,591	0.02%
Holland	45,594,893	40,074,596	47,086,940	13.78%	-3.17%	1,948,300	4.27%
Iridian	113,699,453	99,333,612	115,615,013	14.46%	-1.66%	4,988,392	4.39%
J&W Seligman	247,937,332	209,895,267	258,205,116	18.12%	-3.98%	13,600,405	5.49%
New Amsterdam	133,906,780	118,994,352	141,543,284	12.53%	-5.40%	5,110,682	3.82%
NTGI 500	1,335,680,188	1,211,492,698	1,423,427,169	10.25%	-6.16%	412,556	0.03%
NTGI Midcap 400	271,458,390	229,943,424	275,412,012	18.05%	-1.44%	—	0.00%
NTGI Minicap	524,719,430	433,180,798	535,822,060	21.13%	-2.07%	—	0.00%
Oppenheimer	108,689,324	105,645,678	117,244,338	2.88%	-7.30%	2,780,252	2.56%
Transition (Nationsbank)	1,361	1,410	1,377	-3.48%	-1.16%	—	0.00%
Waddell & Reed	512,384,979	457,004,315	533,868,852	12.12%	-4.02%	33,998,618	6.64%
William Blair	127,710,867	107,865,750	124,575,653	18.40%	2.52%	3,558,627	2.79%
Woodford Capital	19,363,158	17,715,264	20,577,174	9.30%	-5.90%	776,838	4.01%
Zevenbergen	51,314,388	45,131,993	59,083,325	13.70%	-13.15%	465,631	0.91%
Total	4,853,285,059	4,279,689,290	5,058,014,585	13.40%	-4.05%	79,571,095	1.64%

INVESTMENT SUMMARY BY MANAGER
June 30, 2001 THROUGH December 31, 2001

	FAIR VALUE 12/31/01	FAIR VALUE 9/30/01	FAIR VALUE 6/30/01	% CHANGE IN MV (3 months)	% CHANGE IN MV (6 months)	CASH OR SHORT-TERM	% OF CASH
International							
Lazard	199,389,706	187,508,315	223,125,605	6.34%	-10.64%	4,759,415	2.39%
Morgan Stanley - Intl.	414,099,858	392,579,914	422,351,201	5.48%	-1.95%	14,087,376	3.40%
Schroder - EM	51,300,040	40,379,606	53,436,406	27.04%	-4.00%	—	0.00%
Zurich Scudder - EM	58,890,483	46,880,686	59,083,567	25.62%	-0.33%	—	0.00%
Zurich Scudder - Intl.	256,567,511	238,515,060	279,290,946	7.57%	-8.14%	11,972,185	4.67%
Total	980,247,598	905,863,581	1,037,287,725	8.21%	-5.50%	30,818,976	3.14%
Public REITs							
LaSalle	\$104,933,485	\$99,877,398	\$102,068,466	5.06%	2.81%	\$484,573	0.46%
Morgan Stanley	111,426,935	106,345,558	109,587,808	4.78%	1.68%	2,149,567	1.93%
Total	216,360,420	206,222,956	211,656,274	4.92%	2.22%	2,634,140	1.22%
TOTAL EQUITY	6,049,893,077	5,391,775,827	6,306,958,584	12.21%	-4.08%	113,024,211	1.87%
REAL ESTATE							
Blackstone	16,030,927	18,450,140	18,538,985	*	*	3,043,234	18.98%
Capital Associates	20,830,505	20,790,481	21,042,235	*	*	—	0.00%
JP Morgan	108,323,728	107,546,848	106,385,302	*	*	—	0.00%
Lend Lease	27,797,083	27,337,944	27,337,943	*	*	699,337	2.52%
Olympus	22,731,193	22,201,375	22,590,598	*	*	69,527	0.31%

INVESTMENT SUMMARY BY MANAGER
June 30, 2001 THROUGH December 31, 2001

	FAIR VALUE 12/31/01	FAIR VALUE 9/30/01	FAIR VALUE 6/30/01	% CHANGE IN MV (3 months)	% CHANGE IN MV (6 months)	CASH OR SHORT-TERM	% OF CASH
PRISA I	81,074,777	81,000,066	81,000,066	*	*	—	0.00%
PRISA II	20,406,873	20,000,040	20,000,040	*	*	—	0.00%
RREEF	61,008,011	59,732,339	60,730,474	*	*	—	0.00%
SSR Tower	-	-	3,094,805	*	*	—	0.00%
TimesSquare	82,984,357	84,291,939	83,744,181	*	*	—	0.00%
UBS Asset Mgmt	80,146,747	80,620,266	81,378,301	*	*	—	0.00%
Walton	6,089,743	7,736,471	7,736,471	*	*	—	0.00%
Walton II	18,254,277	19,177,734	19,177,734	*	*	285	0.00%
Walton III	9,383,738	9,275,274	9,275,274	*	*	—	0.00%
TOTAL	555,061,959	558,160,917	562,032,409	*	*	3,812,383	0.69%
ALTERNATIVE INVESTMENTS							
Adams Street	17,493,461	19,780,443	20,187,963	*	*	—	0.00%
Harbourvest	22,770,182	23,762,374	24,231,449	*	*	—	0.00%
Mesirov	19,158,565	19,158,565	19,058,903	*	*	—	0.00%
Mesirov Fund 2	1,800,000	1,800,000	—	*	*	—	0.00%
Mesirov Capital VIII	1,000,000	—	—	*	*	—	0.00%
Pantheon	17,384,254	19,930,065	20,054,889	*	*	—	0.00%
Pantheon Fund IV	3,315,176	2,474,705	2,479,961	*	*	—	0.00%
Pantheon - Intl.	2,637,946	2,258,210	1,826,551	*	*	—	0.00%
TOTAL	85,559,584	89,164,362	87,839,716	*	*	—	0.00%

INVESTMENT SUMMARY BY MANAGER
June 30, 2001 THROUGH December 31, 2001

	FAIR VALUE 12/31/01	FAIR VALUE 9/30/01	FAIR VALUE 6/30/01	% CHANGE IN MV (3 months)	% CHANGE IN MV (6 months)	CASH OR SHORT-TERM	% OF CASH
FIXED INCOME							
Bank of America	\$104,303,766	\$105,034,154	\$103,058,063	-0.70%	1.21%	\$1,188,737	1.14%
Cash Equiv. - MFB Northrn Instl	7,163,701	7,209,642	6,958,108	-0.64%	2.95%	—	0.00%
Internal	6,001,604	6,110,195	6,036,768	-1.78%	-0.58%	—	0.00%
Lincoln	506,993,231	547,838,329	498,648,815	-7.46%	1.67%	(44,256,541)	-8.73%
MDL Capital	53,146,506	53,732,122	52,016,651	-1.09%	2.17%	1,237,591	2.33%
Miller Anderson	338,714,524	342,416,846	334,848,334	-1.08%	1.15%	31,655,747	9.35%
NTGI Fixed Income	1,586,224,118	1,610,038,990	1,561,386,047	-1.48%	1.59%	818,186	0.05%
Smith Graham	63,764,645	65,228,737	63,625,759	-2.24%	0.22%	(355,798)	-0.56%
Wellington	342,491,364	345,745,431	341,626,476	-0.94%	0.25%	7,454,767	2.18%
TOTAL	3,008,803,459	3,083,354,446	2,968,205,021	-2.42%	1.37%	(2,257,311)	-0.08%
SHORT TERM							
Appropriation	44,553,227	41,066,211	32,434,929	*	*	44,553,227	100.00%
Cash Equivalent	42,299,962	88,894,144	118,571,835	*	*	42,299,314	100.00%
TOTAL	86,853,189	129,960,355	151,006,764	-33.17%	-42.48%	86,852,541	100.00%
TOTAL PORTFOLIO	\$9,786,171,268	\$9,252,415,907	\$10,076,042,494	5.77%	-2.88%	\$201,431,824	2.06%

*Does not reflect the true change in market value due to contributions/distributions made during the period.

MANAGER ACTIVITY SUMMARY REPORT
9/30/01 THROUGH 12/31/01

	FAIR VALUE 12/31/01	FAIR VALUE 9/30/01	PURCHASES	SALES	TURNOVER %
EQUITY					
Domestic					
Ariel	\$239,374,019	\$206,630,314	\$16,028,878	\$15,718,479	7.05%
Brinson Partners	247,860,453	228,555,346	26,798,598	26,548,791	11.15%
DFA	118,895,708	99,679,515	—	127,861	0.00%
Fidelity	465,681,313	404,655,749	66,158,079	68,602,704	15.20%
Harris	289,013,023	263,889,209	54,381,838	52,196,649	18.88%
Holland	45,594,893	40,074,596	3,933,419	4,051,695	9.18%
Iridian	113,699,453	99,333,612	19,448,164	15,335,602	14.40%
J&W Seligman	247,937,332	209,895,267	77,597,194	65,630,165	28.67%
New Amsterdam	133,906,780	118,994,352	932,715	4,024,855	0.74%
NTGI 500	1,335,680,188	1,211,492,698	14,877,985	13,536,073	1.06%
NTGI Midcap 400	271,458,390	229,943,424	—	6,081	0.00%
NTGI Minicap	524,719,430	433,180,798	—	66,763	0.00%
Oppenheimer	108,689,324	105,645,678	13,747,372	12,312,304	11.49%
Transition Acct.	1,361	1,410	—	—	0.00%
Waddell & Reed	512,384,979	457,004,315	23,886,140	25,853,885	4.93%
William Blair	127,710,867	107,865,750	12,877,043	10,541,019	8.95%
Woodford	19,363,158	17,715,264	3,246,703	2,903,166	15.66%
Zevenbergen	51,314,388	45,131,993	6,657,380	7,073,620	13.81%
Total	4,853,285,059	4,279,689,290	340,571,508	324,529,712	

MANAGER ACTIVITY SUMMARY REPORT
9/30/01 THROUGH 12/31/01

	FAIR VALUE 12/31/01	FAIR VALUE 9/30/01	PURCHASES	SALES	TURNOVER %
International					
Lazard	199,389,706	187,508,315	31,098,204	31,578,414	16.08%
Morgan Stanley - Intl.	414,099,858	392,579,914	63,992,793	55,365,942	13.73%
Schroder - EM	51,300,040	40,379,606	—	133,944	0.00%
Zurich Scudder - EM	58,890,483	46,880,686	—	—	0.00%
Zurich Scudder - Intl.	256,567,511	238,515,060	59,497,838	53,941,330	21.79%
Total	980,247,598	905,863,581	154,588,835	141,019,630	
Public REITs					
LaSalle	104,933,485	99,877,398	9,895,570	8,233,288	8.04%
Morgan Stanley	111,426,935	106,345,558	11,405,227	7,625,901	7.00%
Total	216,360,420	206,222,956	21,300,797	15,859,189	
TOTAL EQUITY	6,049,893,077	5,391,775,827	516,461,140	481,408,531	
REAL ESTATE					
Blackstone	16,030,927	18,450,140	62,033	3,234,764	N/A
Capital Associates	20,830,505	20,790,481	—	182,490	N/A
JP Morgan	108,323,728	107,546,848	—	476,758	N/A
Lend Lease	27,797,083	27,337,944	—	699,235	N/A
Olympus	22,731,193	22,201,375	371,221	69,517	N/A

MANAGER ACTIVITY SUMMARY REPORT
9/30/01 THROUGH 12/31/01

	FAIR VALUE 12/31/01	FAIR VALUE 9/30/01	PURCHASES	SALES	TURNOVER %
PRISA I	81,074,777	81,000,066	—	190,094	N/A
PRISA II	20,406,873	20,000,040	—	49,393	N/A
RREEF	61,008,011	59,732,339	998,135	—	N/A
SSR Tower	—	—	—	—	N/A
TimesSquare	82,984,357	84,291,939	—	243,585	N/A
UBS Asset Mgmt	80,146,747	80,620,266	—	227,938	N/A
Walton	6,089,743	7,736,471	—	1,600,000	N/A
Walton II	18,254,277	19,177,734	—	1,132,503	N/A
Walton III	9,383,738	9,275,274	—	—	N/A
TOTAL REAL ESTATE	555,061,959	558,160,917	1,431,389	8,106,277	
ALTERNATIVE INVESTMENTS					
Adams Street	17,493,461	19,780,443	—	512,292	N/A
Harbourvest	22,770,182	23,762,374	2,000,000	154,119	N/A
Mesirow	19,158,565	19,158,565	—	—	N/A
Mesirow Fund 2	1,800,000	1,800,000	—	—	N/A
Mesirow Capital VIII	1,000,000	—	1,000,000	—	N/A
Pantheon	17,384,254	19,930,065	—	—	N/A
Pantheon Fund IV	3,315,176	2,474,705	875,000	—	N/A
Pantheon - Intl.	2,637,946	2,258,210	432,591	—	N/A
TOTAL ALTERNATIVE INV.	85,559,584	89,164,562	4,307,591	666,411	

MANAGER ACTIVITY SUMMARY REPORT
9/30/01 THROUGH 12/31/01

	FAIR VALUE 12/31/01	FAIR VALUE 9/30/01	PURCHASES	SALES	TURNOVER %
FIXED INCOME					
Bank of America	\$104,303,766	\$105,034,154	\$95,497,848	\$85,006,654	81.21%
Cash Equivalent	7,163,701	7,209,642	103,447	—	0.00%
Internal	6,001,604	6,110,195	—	45,622	0.00%
Lincoln	506,993,231	547,838,329	532,518,060	537,395,921	100.97%
MDL Capital	53,146,506	53,732,122	2,170,740	2,747,493	4.06%
Miller Anderson	338,714,524	342,416,846	25,098,313	31,392,715	7.37%
NTGI Fixed Income	1,586,224,118	1,610,038,990	99,286,773	87,031,988	5.45%
Smith Graham	63,764,645	65,228,737	30,314,990	30,194,711	46.82%
Wellington	342,491,364	345,745,431	49,555,775	55,457,800	14.40%
TOTAL FIXED INCOME	3,008,803,459	3,083,354,446	834,545,946	829,272,904	
SHORT TERM					
Appropriation Acct.	44,553,227	41,066,211	—	—	N/A
Cash Equivalent	42,299,962	88,894,144	—	—	N/A
TOTAL SHORT TERM	86,853,189	129,960,355	—	—	
GRAND TOTAL	\$9,786,171,268	\$9,252,415,907	\$1,356,746,066	\$1,319,454,123	

*Fair Value includes Cash and Cash Equivalents, A/P, A/R, and Accrual Income.

MANAGERS COMPLIANCE WITH BROKERAGE POLICY

	Local Minority & Women	Non-local Minority & Women	Chicago Firms	Commission Recapture	
EQUITY					
Years 1998 to present Target	16.00%	15.00%	40.00%	30.00%	101.00%
2001 Large cap	32.58%	11.59%	43.52%	27.99%	115.68%
2000 Large cap	26.48%	13.04%	45.95%	24.68%	110.15%
1999 Large cap	23.09%	9.91%	52.87%	19.28%	105.15%
1998	27.20%	10.86%	36.10%	25.09%	99.25%
Years 1997 to 1997 Target	16.00%	15.00%	40.00%	15.00%	86.00%
1997	14.77%	11.10%	25.47%	17.35%	68.69%
Years 1990 to 1996 Target	16.00%	15.00%	40.00%	0.00%	71.00%
1996	24.27%	16.43%	30.45%	0.00%	71.15%
1995	26.96%	19.49%	31.95%	0.00%	78.40%
1994	36.82%	17.26%	47.88%	0.00%	101.96%
1993	32.69%	15.10%	47.10%	0.00%	94.89%
FIXED INCOME					
Year 1990 to present - Target	12.50%	12.50%	50.00%	0.00%	75.00%
2001	13.95%	5.71%	67.03%	0.00%	86.69%
2000	8.54%	2.93%	67.77%	0.00%	79.24%
1999	9.81%	5.05%	76.12%	0.00%	90.98%
1998	11.52%	6.80%	67.32%	0.00%	85.64%
1997	13.17%	2.97%	74.83%	0.00%	90.97%
1996	17.98%	7.15%	80.43%	0.00%	105.56%
1995	23.96%	4.80%	76.49%	0.00%	105.25%
1994	28.09%	8.44%	79.07%	0.00%	115.60%
1993	17.76%	10.98%	69.51%	0.00%	98.25%

COMMISSIONS PAID TO BROKERS BY CATEGORY LARGE CAP MANAGERS JANUARY 1 - DECEMBER 31, 2001

	FIDELITY PARTNERS, INC. MGMT.		HARRIS INV.		HOLLAND CAPITAL		NEW AMSTERDAM		OPPENHEIMER CAPITAL		WADDELL & REED		WOODFORD CAPITAL		ZEVENBERGEN CAPITAL		TOTAL LARGE CAP. MGRS.		
	Actual %	Target	Actual %	Target	Actual %	Target	Actual %	Target	Actual %	Target	Actual %	Target	Actual %	Target	Actual %	Target	Actual %	Target	
Brokerage Program																			
Chicago Based Minority & Women Firm or Contacts																			
MOC Minority Owned	0.00%	8.77%	18.81%	2.10%	0.00%	0.00%	1.99%	1.51%	45.11%	0.00%	0.00%	0.00%	0.00%	9.00%	0.00%	0.00%	0.00%	0.00%	
WOC Woman Owned	0.00%	0.00%	0.00%	0.00%	2.37%	1.51%	2.14%	0.00%	0.00%	0.00%	0.00%	0.00%	0.00%	0.55%	0.00%	0.00%	0.00%	0.55%	
MOCR Minority Owned (Recap)	19.65%	7.47%	15.25%	37.34%	39.63%	15.50%	10.44%	15.50%	32.90%	57.88%	16.38%	0.00%	0.00%	16.38%	0.00%	0.00%	0.00%	16.38%	
MPC Minority Contact	0.00%	0.00%	0.00%	0.00%	0.00%	0.00%	11.58%	0.00%	0.00%	0.00%	0.00%	0.00%	0.00%	1.88%	0.00%	0.00%	0.00%	1.88%	
WPC Woman Contact	0.00%	0.00%	0.00%	24.39%	0.00%	14.33%	12.61%	0.00%	0.00%	0.00%	0.00%	0.00%	0.00%	4.77%	0.00%	0.00%	0.00%	4.77%	
	19.65%	16.00%	34.06%	16.00%	63.83%	16.00%	42.00%	33.33%	16.00%	38.28%	16.00%	78.01%	16.00%	57.88%	16.00%	32.58%	16.00%	32.58%	
Non-local Based Minority & Women Firm or Contacts																			
MO Minority Owned	0.00%	0.00%	4.44%	1.77%	0.93%	21.83%	1.76%	0.00%	14.98%	22.51%	0.00%	0.00%	0.00%	4.72%	0.00%	0.00%	0.00%	4.72%	
WO Woman Owned	0.00%	0.00%	0.00%	0.00%	0.00%	5.08%	0.00%	0.00%	0.00%	0.00%	0.00%	0.00%	0.00%	0.52%	0.00%	0.00%	0.00%	0.52%	
MOR Minority Owned (Recap)	0.00%	0.00%	7.82%	0.00%	11.76%	0.00%	0.00%	0.00%	0.00%	0.00%	0.00%	0.00%	0.00%	2.36%	0.00%	0.00%	0.00%	2.36%	
MPR Minority Contact	0.00%	0.00%	1.20%	0.00%	0.00%	0.00%	0.00%	0.00%	0.00%	0.00%	0.00%	0.00%	0.00%	0.33%	0.00%	0.00%	0.00%	0.33%	
WPR Minority Contact (Recap)	0.00%	5.96%	0.00%	0.00%	0.00%	0.00%	1.28%	0.00%	0.00%	0.00%	0.00%	0.00%	0.00%	1.28%	0.00%	0.00%	0.00%	1.28%	
WP Woman Contact	0.00%	1.70%	0.00%	0.00%	0.00%	2.38%	12.44%	0.00%	0.00%	0.00%	0.00%	0.00%	0.00%	2.38%	0.00%	0.00%	0.00%	2.38%	
	0.00%	15.00%	13.46%	15.00%	1.77%	15.00%	12.69%	15.00%	26.91%	15.00%	14.20%	15.00%	14.98%	15.00%	22.51%	15.00%	11.59%	15.00%	
Chicago Based Firm (Including minority & women firms or contacts)	19.65%	40.00%	59.95%	40.00%	94.63%	40.00%	42.00%	40.00%	42.56%	40.00%	46.49%	40.00%	78.01%	40.00%	60.01%	40.00%	43.52%	40.00%	
COMMISSION RECAPTURE PROGRAM																			
MOCR Minority Owned, Chicago Based	19.65%	7.47%	15.25%	37.34%	39.63%	15.50%	10.44%	15.50%	32.90%	57.88%	16.38%	0.00%	0.00%	16.38%	0.00%	0.00%	0.00%	16.38%	
Firm (Melvin, Loop and Berem)	0.00%	0.00%	7.82%	0.00%	11.76%	0.00%	0.00%	0.00%	0.00%	0.00%	0.00%	0.00%	0.00%	2.36%	0.00%	0.00%	0.00%	2.36%	
First Honolulu	7.19%	9.82%	7.03%	0.00%	0.00%	16.27%	16.45%	0.00%	0.00%	0.00%	0.00%	0.00%	0.00%	9.25%	0.00%	0.00%	0.00%	9.25%	
Merrill Lynch Citation	26.84%	30.00%	30.10%	30.00%	37.34%	30.00%	51.39%	30.00%	31.77%	30.00%	26.89%	30.00%	32.90%	30.00%	57.88%	30.00%	27.99%	30.00%	

COMMISSIONS PAID TO BROKERS BY CATEGORY OTHER MANAGERS AND TOTALS JANUARY 1 - DECEMBER 31, 2001

	ARIEL CAPITAL		IRIDIAN ASSET MGMT.		J&W SELLGANNAN		NTGI		WILLIAM BLAIR		TOTAL OTHER MANAGERS		TOTAL LARGE CAP MGRS.		TOTAL ALL MANAGERS	
	Actual %	Target	Actual %	Target	Actual %	Target	Actual %	Target	Actual %	Target	Actual %	Target	Actual %	Target	Actual %	Target
Brokerage Program																
Chicago Based Minority & Women Firm or Contacts																
MOC Minority Owned	22.52%	0.00%	13.46%	0.00%	8.52%	0.00%	4.25%	0.00%	11.40%	0.00%	9.00%	0.00%	9.97%	3.30%		
WOC Woman Owned	0.00%	0.00%	0.00%	0.00%	0.00%	0.00%	0.00%	0.00%	0.00%	0.00%	0.55%	0.00%	3.30%	10.98%		
MOCR Minority Owned (Recap)	10.33%	0.00%	0.11%	0.00%	0.00%	0.00%	13.99%	0.00%	2.99%	0.00%	16.38%	1.88%	1.12%	2.85%		
MPC Minority Contact	0.00%	0.00%	0.00%	0.00%	0.00%	0.00%	0.00%	0.00%	0.00%	0.00%	0.00%	0.00%	4.77%	16.00%		
WPC Woman Contact	0.00%	0.00%	0.00%	0.00%	0.00%	0.00%	0.00%	0.00%	0.00%	0.00%	0.00%	0.00%	0.00%	0.00%		
	32.85%	16.00%	13.57%	16.00%	8.52%	16.00%	18.24%	16.00%	14.39%	16.00%	32.58%	16.00%	16.00%	16.00%	28.27%	16.00%
Non-local Based Minority & Women Firm or Contacts																
MO Minority Owned	22.13%	0.00%	4.67%	0.00%	41.63%	0.00%	0.00%	0.00%	7.40%	0.00%	4.72%	0.00%	5.80%	0.32%		
WO Woman Owned	0.10%	0.00%	0.00%	0.00%	0.00%	0.00%	0.00%	0.00%	0.02%	0.00%	0.52%	0.00%	0.32%	3.19%		
MOR Minority Owned (Recap)	0.00%	18.72%	0.00%	0.00%	0.00%	0.00%	0.00%	0.00%	4.42%	0.00%	2.36%	0.00%	0.20%	0.76%		
MP Minority Contact	0.00%	0.00%	0.00%	0.00%	0.00%	0.00%	0.00%	0.00%	0.00%	0.00%	0.33%	0.00%	0.20%	0.20%		
WPR Minority Contact (Recap)	0.00%	0.00%	0.00%	0.00%	0.00%	0.00%	0.00%	0.00%	0.00%	0.00%	1.28%	0.00%	0.76%	2.37%		
WP Woman Contact	11.92%	0.00%	0.00%	0.00%	0.00%	0.00%	0.00%	0.00%	2.36%	0.00%	2.38%	0.00%	12.64%	15.00%		
	34.15%	15.00%	4.67%	15.00%	41.63%	15.00%	0.00%	15.00%	14.20%	15.00%	11.59%	15.00%	15.00%	15.00%	28.27%	15.00%
Chicago Based Firm (Including minority & women firms or contacts)	42.79%	40.00%	17.76%	40.00%	8.52%	40.00%	18.24%	40.00%	18.39%	40.00%	43.52%	40.00%	40.00%	40.00%	33.39%	40.00%
COMMISSION RECAPTURE PROGRAM																
MOCR Minority Owned, Chicago Based Firm (Melvin and Berezin)	10.33%	0.00%	0.11%	0.00%	0.00%	0.00%	13.99%	0.00%	2.99%	0.00%	16.38%	0.00%	10.98%	3.19%		
First Honolulu	0.00%	18.72%	0.00%	0.00%	0.00%	0.00%	0.00%	0.00%	4.42%	0.00%	2.36%	0.00%	0.20%	0.76%		
Merrill Lynch Citation	0.91%	1.16%	0.00%	0.00%	0.00%	0.00%	0.00%	0.00%	0.45%	0.00%	9.25%	0.00%	5.70%	19.87%		
	11.24%	30.00%	0.11%	30.00%	0.00%	30.00%	13.99%	30.00%	7.86%	30.00%	27.99%	30.00%	30.00%	30.00%	19.87%	30.00%

BROKERAGE ACTIVITY REPORT (TRADE VOLUME)
JANUARY 1 - DECEMBER 31, 2001

	NTGI		BANK OF AMERICA		LINCOLN CAPITAL		MILLER ANDESSON		MDL		SMITH GRAHAM		WELLINGTON		TOTAL	
	Actual %	Target	Actual %	Target	Actual %	Target	Actual %	Target	Actual %	Target	Actual %	Target	Actual %	Target	Actual %	Target
Brokerage Program																
Chicago Based Minority & Women Firm or Contacts																
MOC Minority Owned, Chicago Based Firm	0.96%		2.62%	0.00%	0.00%	0.00%	0.00%	0.00%	93.51%	0.52%	0.00%	0.00%	0.00%	4.41%		
WOC Woman Owned, Chicago Based Firm	0.00%		0.00%	0.00%	0.00%	0.00%	0.00%	0.00%	0.00%	6.80%	0.00%	0.00%	0.00%	0.58%		
MPC Minority Contact, Chicago Based Firm	3.98%		0.27%	0.00%	0.00%	0.00%	0.00%	0.00%	0.00%	0.00%	13.13%	0.00%	0.00%	2.83%		
WPC Woman Contact, Chicago Based Firm	14.31%		12.02%	0.00%	0.00%	0.00%	0.00%	0.00%	0.00%	2.33%	0.00%	0.00%	0.00%	6.13%		
	19.25%	12.50%	14.91%	12.50%	0.00%	12.50%	0.00%	12.50%	93.51%	12.50%	12.50%	13.13%	12.50%	13.95%	12.50%	12.50%
Non-local Based Minority & Women Firm or Contacts																
MO Minority Owned Firm	0.00%		10.60%	0.45%	0.00%	0.00%	0.00%	0.00%	0.00%	6.25%	2.96%	0.00%	0.00%	3.06%		
WO Woman Owned Firm	0.00%		0.00%	0.00%	0.00%	0.00%	0.00%	0.00%	0.00%	0.00%	0.00%	0.00%	0.00%	0.00%		
MP Minority Contact	0.00%		0.00%	0.00%	0.00%	0.00%	0.00%	0.00%	0.00%	1.42%	0.00%	0.00%	0.00%	0.12%		
WP Woman Contact	0.00%		9.68%	0.00%	0.00%	0.00%	0.00%	0.00%	0.00%	7.67%	0.21%	0.00%	0.00%	2.53%		
	0.00%	12.50%	20.28%	12.50%	0.45%	12.50%	0.00%	12.50%	0.00%	12.50%	15.34%	3.17%	12.50%	5.71%	12.50%	12.50%
Chicago Based Firm (Including minority & women firms or contacts)	83.41%	50.00%	73.87%	50.00%	87.82%	50.00%	0.00%	50.00%	93.51%	50.00%	39.08%	50.00%	33.66%	50.00%	67.03%	50.00%

**INTERNATIONAL EQUITY
COMMISSIONS PAID BY CATEGORY
JULY 1 THRU DECEMBER 31, 2001**

FIRM/CATEGORY	WMOC	WMOO	0	Recap	TOTAL COMM.	PERCENT OF TOTAL
Morgan Stanley International	0	67,521	334,610	13,401	415,532	40.65%
	0.00%	16.25%	80.53%	3.22%	100.00%	
Zurich Scudder Investments	0	153,859	211,287	0	365,145	35.72%
	0.00%	42.14%	57.86%	0.00%	100.00%	
Lazard Asset Management	23,680	21,807	124,181	71,802	241,470	23.62%
	9.81%	9.03%	51.43%	29.74%	100.00%	
TOTAL	23,680	243,187	670,077	85,203	1,022,147	100.00%
	2.32%	23.79%	65.56%	8.34%	100.00%	

Category Code:

Recap Commission Recapture Program - Merrill Lynch Citation

WMOC Women & Minority Owned Firms, in Chicago and Illinois

WMOO Women & Minority Owned Firms, others

Target

25.00%

10.00%

Note: On June, 2001 Morgan Stanley paid \$4,611 under the commission recapture program.

The total commissions paid under the recapture program by all managers through 12/31/01 were \$89,814.

The amount to be recovered by the Fund as of 12/31/01 is \$56,133.

Ms. Anderson moved the Report of the Committee on Investments to the omnibus.

REPORT OF THE FINANCIAL SECRETARY

Financial Statement

The Financial Secretary presented herewith a report on the Fund's net assets, changes in net assets, and supporting reports for the six months ending December 31, 2001, with the recommendation that it be approved and printed in the proceedings of this meeting.

STATEMENT OF PLAN ASSETS

	12/31/01	6/30/01
ASSETS		
Cash and cash equivalents	\$ 335,623,427	\$ 470,282,798
Receivables:		
Employer	6,764,469	9,149,062
State of Illinois	5,420,392	5,420,392
Employee	14,886,065	31,847,464
Accrued investment income	46,343,513	59,343,290
Participating teachers' accounts for contributions	2,419,283	1,838,732
Other receivables	7,451	670,265
	<u>75,841,173</u>	<u>108,269,205</u>
Investments, at fair value:		
Equity	5,927,694,532	6,157,402,951
Bonds	2,972,849,021	2,884,065,768
Real estate	551,249,575	557,938,843
Private equity	85,559,584	87,175,989
	<u>9,537,352,712</u>	<u>9,686,583,551</u>
Prepaid expenses	150,568	1,816
Fixed assets	272,021	248,056
	<u>9,949,239,901</u>	<u>10,265,385,426</u>
	TOTAL ASSETS	TOTAL ASSETS
	<u>9,949,239,901</u>	<u>10,265,385,426</u>
LIABILITIES		
Administrative/accounts payable	147,081,022	153,836,480
	<u>147,081,022</u>	<u>153,836,480</u>
	TOTAL LIABILITIES	TOTAL LIABILITIES
	<u>147,081,022</u>	<u>153,836,480</u>
Net assets available for benefits	<u>\$ 9,802,158,879</u>	<u>\$10,111,548,946</u>

STATEMENT OF CHANGE IN PLAN ASSETS

	6 Months Ending 12/31/01	Year Ending 6/30/01
ADDITIONS:		
Employer:		
Early retirement option	\$ —	\$ 3,402,104
Federal funds	5,133,378	8,420,660
State of Illinois	32,572,350	65,094,700
Special leaves	82,919	136,280
Reciprocal collections	6,118	11,378
	<u>37,794,765</u>	<u>77,065,122</u>
Employee	59,542,226	149,094,964
Investment income:		
Interest	114,731,001	255,667,530
Dividends	40,861,767	84,517,978
Securities lending (net)	2,498,909	4,509,347
Realized gains (losses)	(67,386,754)	290,098,663
Unrealized gains (losses)	(184,614,221)	(799,319,230)
	<u>(93,909,298)</u>	<u>(164,525,712)</u>
Miscellaneous	118,933	70,078
TOTAL ADDITIONS	<u>3,546,626</u>	<u>61,704,452</u>
DEDUCTIONS:		
Refunds	7,054,252	14,988,165
Pension benefits	268,932,046	445,265,874
Death benefits	536,276	3,310,913
Health insurance rebate	20,950,979	44,088,569
Investment advisory & custodial	13,065,067	27,021,678
Administrative & miscellaneous	2,398,073	4,856,487
TOTAL DEDUCTIONS	<u>312,936,693</u>	<u>539,531,686</u>
NET INCREASE (DECREASE)	(309,390,067)	(477,827,234)
Net assets available for benefits		
at beginning of year	<u>10,111,548,946</u>	<u>10,589,376,180</u>
Net assets available for benefits at end of period	<u>\$ 9,802,158,879</u>	<u>\$10,111,548,946</u>

INVESTMENT ANALYSIS

DECEMBER 31, 2001

	FAIR VALUE 12/31/01	FAIR VALUE 6/30/01	FAIR VALUE 12/31/00
ASSETS			
EQUITY	\$ 5,927,694,532	6,157,402,951	6,399,241,454
BONDS	2,972,849,021	2,884,065,768	2,919,040,627
REAL ESTATE	551,249,575	557,938,843	536,125,018
PRIVATE EQUITY	85,559,584	87,175,989	95,428,884
CASH & CASH EQUIVALENT	335,623,427	470,282,798	498,544,597
	<u>\$ 9,872,976,139</u>	<u>10,156,866,349</u>	<u>10,448,380,580</u>
INCOME			
	6 Months		
	7/1/01 - 12/31/01	Fiscal Year 2001	Fiscal Year 2000
DIVIDENDS	40,861,767	84,517,978	82,756,036
INTEREST	114,731,001	255,667,530	247,393,544
SECURITIES LENDING (NET)	2,498,909	4,509,347	5,131,367
NET APPRECIATION	(252,000,975)	(509,220,568)	632,425,737
	<u>\$ (93,909,298)</u>	<u>(164,525,713)</u>	<u>967,706,684</u>

- The rate of return for the six months ending December 31, 2001 for the S&P 500 Index and Lehman Aggregate Index was -5.56% and 4.65%, respectively. The Fund had a rate of return of -0.65% for six months ending December 31, 2001 and -1.59% for the 12 months ending December 31, 2001.
- Net appreciation for the six months ending December 31, 2001 includes \$68 million of realized losses and \$184 million of unrealized losses. The decrease in net appreciation for the fiscal year 2001 was due to the decline in the Fund's rate of return (from 9.54% to -1.47%). The increase for the six months ending December 31, 2001 is due to the improvement in the return for this period (from -1.47% to -0.65%).

MANAGER FEE ANALYSIS AS OF 12/31/01

	MANAGER FEES 7/1 - 12/31/01	FAIR VALUE 12/31/01	ANNUAL FEES AS A % OF PORTFOLIO	F. Y. 2001 MGR. FEES
EQUITY				
<i>Domestic</i>				
NTGI Minicap	\$ 141,125	524,719,430	0.0538%	\$ 287,598
NTGI Midcap Index 400 Fund	12,634	271,458,390	0.0093%	26,058
NTGI S & P 500 Index Fund (12/20/00 Funding decreased by \$150 mil)	65,873	1,335,680,188	0.0099%	151,526 *
Ariel Capital	334,771	239,374,019	0.2797%	636,823

Brinson Partners, Inc.	383,870	247,860,453	0.3097%	765,303
Dimensional Fund Adv.	268,919	118,895,708	0.4524%	523,819
Fidelity Management	718,451	465,681,313	0.3086%	1,703,161
Harris Investment	314,604	289,013,023	0.2177%	653,750
Holland Capital	85,661	45,594,893	0.3757%	244,973 **
Iridian Asset Management	383,159	113,699,453	0.6740%	756,213
J & W Seligman	482,596	247,937,332	0.3893%	1,094,220
New Amsterdam Partners	187,940	133,906,780	0.2807%	425,787
Oppenheimer Capital	208,438	108,689,324	0.3835%	395,483
Waddell & Reed Inv. Mgmt. (12/18/00 Funding decreased by \$100 mil)	327,072	512,384,979	0.1277%	771,837 *
William Blair & Co.	306,436	127,710,867	0.4799%	615,352
Woodford Gayed Mgmt., Inc.	61,556	19,363,158	0.6358%	159,173
Zevenbergen Capital Inc.	166,725	51,314,388	0.6498%	480,587
Internal	N/A	1,361	N/A	N/A
Total	4,449,830	4,853,285,059	0.1834%	9,691,663
<i>International Equity</i>				
Lazard Asset Mgmt. (Funded 12/2000 \$250 mil)	361,518	199,389,706	0.3626%	483,229 *
Morgan Stanley Asset Mgmt.	900,326	414,099,858	0.4348%	1,884,791
Zurich Scudder, Intl Group & Emerging Market	660,443	315,457,994	0.4187%	1,607,991
Schroder Capital Emerging Markets	232,985	51,300,040	0.9083%	582,230
Total	2,155,272	980,247,598	0.4397%	4,558,241
<i>Public REITS</i>				
La Salle Inv.	248,915	104,933,485	0.4744%	458,170
Morgan Stanley	357,408	111,426,935	0.6415%	673,726
Total	606,323	216,360,420	0.5605%	1,131,896
TOTAL EQUITY	\$ 7,211,425	6,049,893,077	0.2384%	\$15,381,800

FIXED INCOME

Bank of America	\$ 81,150	104,303,766	0.1556%	\$ 135,152
Lincoln Capital (9/29/00 Funding decreased by \$30 mil)	138,385	506,993,231	0.0546%	268,794 *
MDL Capital Mgmt., Inc. (9/29/00 Funding increased by \$30 mil)	44,721	53,146,506	0.1683%	74,710 *
Miller Anderson & Sherrerd	290,459	338,714,524	0.1715%	563,330
NTQA Fixed Income index	79,286	1,586,224,118	0.0100%	153,329
Smith Graham	79,876	63,764,645	0.2505%	154,198
Wellington Mgmt. Co.	351,999	342,491,364	0.2056%	695,679
Internal	N/A	6,001,604	N/A	N/A
Total	1,065,876	3,001,639,758	0.0710%	2,045,192

REAL ESTATE

Blackstone Group	122,406	16,030,927	1.5271%	306,590 *
Capri/Capital Associates	74,506	20,830,505	0.7154%	149,012
TimesSquare Real Estate (6/30/01 Funding decreased by \$21 mil)	396,955	82,984,357	0.9567%	938,805 *
JP Morgan (6/30/01 funding decreased by \$70 mil)	612,409	108,323,727	1.1307%	1,892,605 *
Lend Lease R. E.	119,845	27,797,083	0.8623%	238,576
Olympus Real Estate	143,104	22,731,193	1.2591%	327,051 *
PRISA (Funded 7/2/01)	374,710	81,074,777	0.9244%	— *
PRISA II (Funded 7/2/01)	98,176	20,406,873	0.9622%	— *
RREEF	305,896	61,008,011	1.0028%	755,571
SSR Tower (Liquidated 6/30/01)	—	—	431,625	
UBS Realty Inv. (6/30/01 Funding increased by \$32.9 mil)	387,107	80,146,747	0.9660%	547,591 *
Walton	52,388	6,089,743	1.7205%	112,814 *
Walton Fund II	92,220	18,254,277	1.0104%	172,191
Walton Fund III	63,016	9,383,738	1.3431%	84,806 *
Total	2,842,738	555,061,958	1.0243%	5,957,237

ALTERNATIVE INVESTMENT

Adams Street Partners, LLC	430,834	17,493,461	4.9257%	642,658 *
HarbourVest Partners	506,288	22,770,182	4.4469%	730,412 *
Mesirow Financial	163,750	19,158,565	1.7094%	327,500 *
Mesirow Financial (Fund II Funded 7/31/01)	168,042	1,800,000	18.6713%	— *
Mesirow Financial (Fund VIII)	-	1,000,000	—	—
Pantheon Ventures Fund IV (Start funding 1/22/01)	24,666	3,315,176	1.4881%	48,448 *
Pantheon Europe Fund (Start funding 1/8/01)	(24,737)	2,637,946	-1.8755%	71,430 *
Pantheon Ventures	118,852	17,384,254	1.3674%	226,925 *
Total	1,387,695	85,559,584	3.2438%	2,047,373

CASH EQUIVALENT

Internal	N/A	94,016,891	N/A	N/A
TOTAL MANAGER FEES	\$12,507,734	9,786,171,268	0.2556%	\$25,431,602

- * Manager fees for these managers are fees based on adjusted Market Value by the increase or decrease of their fundings and are the actual fees paid. However, they do not provide a strong comparison, since they are for less than 12 months.

- ** Manager fees was reduced as of 1/1/01, therefore It does not provide a strong comparison

Notes:

N/A applies to accounts for which the Fund does not pay managers fees.

ADMINISTRATIVE & INVESTMENT EXPENSE ANALYSIS

	6 Months Ending 12/31/01		Budget YE 2002	%	Year Ending 6/30/01	Year Ending 6/30/00
Salaries	\$ 1,412,724	1	3,028,000	47%	\$ 2,766,610	\$ 2,610,503
Actuary fees	19,000	2	46,000	41%	45,500	41,750
Auditing	34,000	3	34,000	100%	31,000	30,500
Consulting fees	17,717	4	22,000	81%	—	27,415
Data processing expense	7,534	5	20,000	38%	29,463	27,163
Document imaging	49,395	22	75,000	66%	9,767	—
Election expense	66,657	6	24,000	278%	1,035	23,987
Employee's health insurance	252,671	7	529,000	48%	461,078	406,940
Health insurance consulting	12,385	8	100,000	12%	69,870	45,730
Insurance premiums	3,931	9	16,500	24%	14,452	11,496
Legal fees	54,946	10	160,000	34%	162,538	118,880
Legislative expense	43,505	11	89,100	49%	83,055	74,550
Maintenance of equipment, systems, software and support	32,408	12	70,000	46%	54,353	66,394
Medical fees	7,937	13	20,000	40%	19,820	12,998
Membership dues, conference attendance, etc.	1,755	14	28,000	6%	27,373	15,975
Office forms and supplies	25,780	15	52,500	49%	52,296	59,975
Office rent and utilities	185,551	16	368,000	50%	340,266	343,169
Postage	69,569	17	162,500	43%	161,141	149,704
Printing and binding	50,294	18	150,000	34%	212,047	171,900
Studies and evaluation	—		55,000	0%	76,095	—
Temporary staffing	11,802	19	50,000	24%	4,096	36,724
Trustees' expenses	3,657	20	72,000	5%	70,547	53,434
Miscellaneous	34,855	21	65,000	54%	73,249	46,765
Total Administrative	\$ 2,398,073		5,236,600	46%	\$ 4,765,651	\$ 4,375,952
Custodial	\$ 338,673	22	669,500	51%	\$ 650,655	\$ 549,004
Consulting	180,365	23	360,000	50%	373,799	284,917
Manager fees	12,507,734	24	27,550,000	45%	25,431,602	24,028,050
Fees for foreign exchange and real estate	38,295		—	100%	565,622	1,008,542
Total Investment	\$13,065,067		\$28,579,500	46%	\$27,021,678	\$25,870,513
Office equipment	23,965	25	225,000	11%	\$ 248,056	\$ 54,848

6 Three Trustee elections held FY2002.

14/20 Infrequent travel in fall 2001 due to current world events.

Mr. Silver moved the Report of the Financial Secretary to the omnibus.

REPORT OF THE EXECUTIVE DIRECTOR

Cash Flow Analysis

Mr. Michael Nehf and Mr. Kevin Huber, chief financial officer, discussed with the Trustees the concerns with current operating cash flow and recent actions taken to address these concerns. The Fund made every effort to avoid having to request the liquidation of a portion of the portfolio for cash flow purposes due to the turbulent market conditions. To address the current needs, the Fund chose to notify one of the large cap managers, and use approximately \$20 million of their available cash in the month of February to cover operating needs.

Following discussion, the Trustees directed staff to abide by the investment policy, and to liquidate as necessary from the index funds to rebalance the Fund's portfolio. They also instructed staff to notify the large cap manager that they will not be reimbursed \$20 million.

Health Insurance Rebate Account

After some discussion, a motion was made by Mr. Sokolnicki, seconded by Mr. Katsulis, to maintain the health insurance subsidy at 85% for the fiscal year July 1, 2002-June 30, 2003. The motion failed by the following vote:

Ayes: Ms. Anderson, Mr. Katsulis, Ms. Nolan, Mr. Sokolnicki, Mr. Ward—5.

Nays: Ms. Finnegan, Ms. Knazze, Mr. Mayo, Ms. Reilly, Ms. Rodriguez, Mr. Silver—6.

A substitute motion was made by Mr. Silver, seconded by Mr. Mayo, to set the health insurance subsidy to 80% for the fiscal year July 1, 2002-June 30, 2003. A friendly amendment was made by Ms. Anderson to set the health insurance subsidy to 85% this year and 80% next year, Mr. Silver did not accept the amendment. The motion failed by the following vote:

Ayes: Mr. Mayo, Mr. Silver—2.

Nays: Ms. Anderson, Ms. Finnegan, Mr. Katsulis, Ms. Knazze, Ms. Nolan, Ms. Reilly, Ms. Rodriguez, Mr. Sokolnicki, Mr. Ward—9.

A motion was made by Mr. Ward, seconded by Ms. Anderson, to authorize the Executive Director to implement a rebate of 85% for the fiscal year July 1, 2002-June 30, 2003, and 80% for the fiscal year July 1, 2003-June 30, 2004, based upon projections of estimated costs and increases in health insurance rates presented to the Trustees. The motion passed by the following vote:

Ayes: Ms. Anderson, Ms. Finnegan, Mr. Katsulis, Ms. Knazze, Ms. Nolan, Ms. Reilly, Ms. Rodriguez, Mr. Silver, Mr. Sokolnicki, Mr. Ward—10.

Nays: Mr. Mayo—1.

Early Retirement Option Update

Mr. Michael Nehf informed the Trustees that a letter will be sent to the Chicago public schools reminding them about the Early Retirement Option (ERO) deadline of no later than March 31, 2002.

Pension Deductions Not Made by CPS for Christmas Vacations

The Trustees deferred the Pension Deductions Not Made by CPS for Christmas Vacations to the next meeting.

Salary for Replacement Accounting Manager Due to Retirement

After some discussion, a motion was made by Mr. Silver, seconded by Mr. Mayo, and by unanimous vote, to authorize the Executive Director and staff to continue to negotiate terms for hiring a new accounting manager consistent with the guidelines presented to the Trustees. The motion passed by the following vote:

Ayes: Ms. Anderson, Ms. Finnegan, Mr. Katsulis, Ms. Knazze, Mr. Mayo, Ms. Nolan, Ms. Reilly, Ms. Rodriguez, Mr. Silver, Mr. Sokolnicki, Mr. Ward—11.

Nays: None.

Approval of Salary Increase and New Benefits Department Positions

Mr. Lawrence Martens, Benefits Director, discussed with the Trustees the approval of salary increase and new benefits department positions and salaries due to additional responsibilities, changes in pension benefits and database development project.

A motion was made by Mr. Silver, seconded by Mr. Mayo and by unanimous vote, to authorize the Executive Director and staff to increase salary, post job descriptions, hold interviews and hire new benefits department positions consistent with the guidelines presented to the Trustees.

Ayes: Ms. Anderson, Ms. Finnegan, Mr. Katsulis, Mr. Mayo, Ms. Nolan, Ms. Reilly, Ms. Rodriguez, Mr. Silver, Mr. Sokolnicki, Mr. Ward—10.

Nays: None.

(Ms. Knazze was not present at the time the vote was taken.)

14th Floor Meeting Rooms/Board Room and Tour

The Trustees had an opportunity to tour the 14th floor and view the new meeting/board rooms. Mr. Nehf discussed with the Trustees the option of conducting board meetings either on the 13th or 14th floor. The Trustees decided to continue to conduct the Board meetings on the 13th floor.

REPORT OF THE ATTORNEY

Executive Session

A motion was made by Ms. Anderson, seconded by Mr. Mayo, and unanimously passed, to enter in an executive session for the purpose of discussing litigation matters. The executive session lasted from 4:45 p.m. to 5:00 p.m.

(Ms. Knazze was not present at the time the vote was taken.)

Following executive session, a motion was made by Mr. Sokolnicki, seconded by Mr. Silver, and unanimously passed, to resume the regular order of business.

(Ms. Knazze was not present at the time the vote was taken.)

Pension Funding Lawsuit

A motion was made by Mr. Silver, seconded by Mr. Sokolnicki, and unanimously passed, to enter into a lawsuit as a co-plaintiff with the Board of Education vs. James E. Ryan, Illinois attorney general, for fairness in pension funding.

(Ms. Knazze was not present at the time the vote was taken.)

Appeal The Duty Disability of Irma Stevanovic Savanaugh

A motion was made by Ms. Anderson, seconded by Ms. Finnegan, to appeal the judge's decision of the duty disability of Irma Stevanovic Savanaugh. The motion passed by the following vote:

Ayes: Ms. Anderson, Ms. Finnegan, Mr. Mayo, Ms. Nolan, Ms. Reilly, Ms. Rodriguez, Mr. Silver, Mr. Sokolnicki, Mr. Ward—9.

Nays: None.

Abstentions: Mr. Katsulis—1.

(Ms. Knazze was not present at the time the vote was taken.)

OMNIBUS VOTE

On a motion by Mr. Silver, seconded by Mr. Mayo, and unanimously passed, the foregoing committee reports which were moved to the omnibus were approved.


(Ms. Knazze was not present at the time the vote was taken.)

ADJOURNMENT

On a motion by Mr. Silver, seconded by Mr. Mayo, and unanimously passed, the meeting adjourned at 5:05 p.m.

(Ms. Knazze was not present at the time the vote was taken.)

Respectfully submitted,



Maria J. Rodriguez
Recording Secretary

REPORT OF THE PROCEEDINGS
OF THE
Board of Trustees
OF THE
**Public School Teachers' Pension and
Retirement Fund of Chicago**

Executive Session - Official Report
Tuesday, February 19, 2002

An executive session of the Board of Trustees of the Public School Teachers' Pension and Retirement Fund of Chicago was held Tuesday, February 19, 2002.

The President, Ms. Mary Sharon Reilly, called the meeting to order at 4:45 p.m. with the following members present: Ms. Anderson, Ms. Finnegan, Mr. Katsulis, Mr. Mayo, Ms. Nolan, Ms. Reilly, Ms. Rodriguez, Mr. Silver, Mr. Sokolnicki, Mr. Ward—10.

Members Absent: Mr. Saffold—1.


(Ms. Knazze was not present at the time roll call was taken.)

Also in attendance were Mr. Michael J. Nehf (*Executive Director*), Mr. Joseph Burns of Jacobs, Burns, Orlove, Stanton, and Hernandez (*Legal Counsel*).

Discussion ensued regarding litigation issues. No further action was taken.

There being no further business, the executive session was adjourned at 5:00 p.m.

Respectfully submitted,



Maria J. Rodriguez
Recording Secretary

REPORT OF THE PROCEEDINGS
OF THE
Board of Trustees
OF THE
**Public School Teachers' Pension and
Retirement Fund of Chicago**

Special Meeting - Official Report
Thursday, March 21, 2002

A special meeting of the Board of Trustees of the Public School Teachers' Pension and Retirement Fund of Chicago was held Thursday, March 21, 2002.

The President, Ms. Mary Sharon Reilly, called the meeting to order at 9:27 a.m.

ROLL CALL

Members present: Ms. Anderson, Ms. Finnegan, Mr. Katsulis, Ms. Knazze, Ms. Reilly, Ms. Rodríguez, Mr. Silver, Mr. Sokolnicki, Mr. Ward—9.

Members absent: Mr. Mayo, Ms. Nolan, Mr. Saffold—3.

Also in attendance were Mr. Michael J. Nehf (*Executive Director*), Mr. Kevin Huber (*Chief Financial Officer*), Mr. Joseph Burns and Ms. Marisel Hernandez of Jacobs, Burns, Orlove, Stanton and Hernandez (*Legal Counsel*), Mr. Mitch Bramstaedt of The Segal Company (*Insurance Consultant*), and various observers and staff members.

PUBLIC PARTICIPATION

Ms. Penny Padley, a retired teacher, appealed to the Trustees for assistance in enrolling in a health insurance plan.

REPORT OF COMMITTEE ON PENSION LAW AND RULES

Legislative Matters

Mr. Terri Katsulis recommended that the Trustees form a legislative sub committee for the purpose of extensively reviewing legislation that impacts members of the Fund. Mr. Katsulis' recommendation was followed by discussion among the Trustees.

Legislative Sub Committee Formed

A motion was made by Mr. Ward, seconded by Mr. Sokolnicki, and unanimously passed, to form a legislative sub committee to be appointed by the chairman of the legislative committee for increased lobbying and research and other activities and recommendations, with attendance, meetings, and activities open to all Trustees.

REPORT OF THE ATTORNEY

Role & Responsibilities of Fiduciaries

Mr. Joseph Burns of Jacobs, Burns, Orlove, Stanton & Hernandez conducted an educational session with the Trustees reviewing the statutory framework by which the Fund operates its legal principles. Mr. Burns clarified the roles and responsibilities of fiduciaries and addressed questions raised by Trustees.

REPORT OF THE HEALTH INSURANCE CONSULTANT

Strategic Planning Process

Mr. Mitch Bramstaedt of The Segal Company along with Amy Timmons and Kathy Eitelberg presented and reviewed with the Trustees the strategic planning process results from the January 17, 2002 meeting as well as assisted in reviewing and/or developing the current mission statement.

The Segal Company is scheduled to return to the next Board meeting to review the development of the Fund's mission statement.

Long-Term Care

Mr. Mitch Bramstaedt of The Segal Company discussed with the Trustees long-term health care. The Trustees instructed Mr. Nehf to act as a liaison between the Chicago public schools and the Fund in coordinating a long-term care voluntary program.

REPORT OF THE EXECUTIVE DIRECTOR

Disability Pension of Michael F. Young Deferred

The Trustees deferred the disability pension application for Michael F. Young to the next Board meeting.

Youth Connection Charter School

The Trustees deferred the Youth Connection Charter School matter to the next Board meeting.

ADJOURNMENT

On a motion by Mr. Silver, seconded by Ms. Anderson, and by unanimous vote, the meeting was adjourned at 2:10 p.m.

Respectfully submitted,



Maria J. Rodriguez
Recording Secretary

REPORT OF THE PROCEEDINGS
OF THE
Board of Trustees
OF THE
**Public School Teachers' Pension and
Retirement Fund of Chicago**

Regular Meeting - Official Report
Tuesday, April 9, 2002

A regular meeting of the Board of Trustees of the Public School Teachers' Pension and Retirement Fund of Chicago was held Tuesday, April 9, 2002.

The President, Ms. Mary Sharon Reilly, called the meeting to order at 9:15 a.m.

ROLL CALL

Members present: Ms. Anderson, Ms. Finnegan, Mr. Katsulis, Ms. Knazze, Mr. Mayo, Ms. Nolan, Ms. Reilly, Mr. Silver, Mr. Sokolnicki, Mr. Ward—10.

Members absent: Ms. Rodriguez, Mr. Saffold—2.

Also in attendance were Mr. Michael J. Nehf (*Executive Director*), Mr. Kevin Huber (*Chief Financial Officer*), Mr. Joseph Burns of Jacobs, Burns, Orlove, Stanton and Hernandez (*Legal Counsel*), Mr. Brad Blalock and Mrs. Stephanie Braming of Mercer Investment Consulting, Inc. (*Investment Consultant*), Mr. Sandor Goldstein of Goldstein and Associates (*Consulting Actuary*), Ms. Kathy Stevenson of the Northern Trust Company (*Custodian*), and various observers and staff members.

PUBLIC PARTICIPATION

Ms. Madeline Bradley, a retired teacher, appealed to the Trustees for assistance in enrolling in a health insurance plan.

Ms. Judy McGinnis, a retired teacher, appealed to the Trustees for assistance in enrolling in a health insurance plan.

Mr. Richard Schaps, a retired teacher, appealed to the Trustees for their support with legislation.

REPORT OF THE INVESTMENT CONSULTANT

Investment Manager Presentation Overview

Mr. Brad Blalock and Mrs. Stephanie Braming of Mercer Investment Consulting, Inc. reported that the portfolio manager changes at Seligman, including a review of the additional analyst changes that have occurred over the last year, and the hiring plans for the strategy will be addressed during today's presentations. Mr. Blalock reported that Scudder is expected to address their integration with Deutsche and the implications for the international equity strategies. He indicated that Schroder and Deutsche will address emerging markets equity strategy and performance.

Investment Manager Presentations

Presentations were made by representatives of J & W Seligman, Schroder Investment Management, and Deutsche Asset Management. They addressed questions raised by Trustees.

Mercer Recommendations

Following the investment manager presentations and discussion with the Trustees, Mercer presented their recommendations on Seligman and the international equity portfolio structure.

Termination of Investment Manager and Transfer of Assets

A motion was made by Mr. Sokolnicki, seconded by Mr. Silver, and unanimously passed, to terminate the services of Schroder Investment Management North America, Inc. and to transfer the assets to Lazard Asset Management.

Emerging Market Account Terminated

A motion was made by Mr. Ward, seconded by Ms. Anderson, and unanimously passed, to terminate the separate emerging market account with Deutsche/Zurich Scudder and move it to their active core international equity portfolio with a ACW x-US benchmark.

INTRODUCTION OF NEW EMPLOYEE

Mr. Kevin Huber introduced Ms. Patricia Hambrick to the Trustees. Mr. Huber reported that the Fund recently hired Ms. Hambrick and is training her to replace the current Director of Accounting, Ms. Christine Wesolowski, who is retiring next year.

REPORT OF THE PRESIDENT

Presentation of Service Award

President Reilly presented an award to Mr. John F. O'Brill for his outstanding service as Trustee of the Public School Teachers' Pension and Retirement Fund of Chicago from 1995 to 2001.

A motion was made by Mr. Ward, seconded by Ms. Anderson, and unanimously passed, to record and print in the proceedings of this meeting the above presentation to Mr. O'Brill.

Following the presentation, Mr. O'Brill submitted a communication to the Trustees as follows:

"If I may say, the success of the Board in the past has been due to the fact that we worked together putting our own interests aside. We made decisions that would enhance the Pension Fund and not lose sight of what was best for the retired teacher. The cooperation of the Board with the Director and staff of the Fund is highly essential for best execution, and vice versa."

APPROVAL OF MINUTES

On a motion by Ms. Anderson, seconded by Mr. Ward, and by unanimous vote, the minutes of the meeting of February 19, 2002 were approved and ordered printed.

REPORT OF THE ACTUARY

Mr. Sandor Goldstein of Goldstein and Associates reported on alternate funding projections that he was asked to perform. He indicated that these projections were based on the results of the June 30, 2001 actuarial valuation. These projections were done using the following alternate assumptions regarding the pension fund's expected rate of return for the year 2002: (1) +5%, (2) 0%, and (3) -5%. The actuary indicated that the other assumptions used in the projections were the same as those used for the June 30, 2001 valuation.

The actuary distributed copies of the projections. He indicated that under each of these alternate assumptions regarding rate of return for the year 2002, the Board of Education would need to begin making contributions earlier than under the projections using the regular actuarial assumptions.

Following discussion, the Trustees directed Mr. Goldstein to refigure the cost of eliminating the 2.2 upgrade cost to members with less than 30 years of service.

REPORT OF THE EXECUTIVE DIRECTOR

Mental Health Parity

The Trustees directed Mr. Nehf to respond to the inquiries of Mr. Jerome Altman, a retired member, regarding the addition of mental health parity as a health benefit.

REPORT OF THE COMMITTEE ON FINANCE

Bills

The following bills were presented with the recommendation that they be approved.

2/7/02	ACE STAMP WORKS: Misc office supplies.....		\$97.90
	AMERITECH:		
2/14/02	Monthly telephone service: 1/28/02 - 3/27/02		3,595.84
	ANINA TRAVEL SERVICE, INC.:		
3/15/02	Airfare, NCPERS Conf., Hollywood/Ft. Lauderdale, FL, 4/28/02 - 5/2/02: Nolan & Smith (Will be reimbursed for Smith)		423.40
	HENRY P. ANSELMO:		
2/1/02	Legislative consulting: 2/1/02 - 3/31/02		8,701.00
	ATLAS STATIONERS, INC.:		
2/7/02	Misc office supplies.....		471.35
	BRADLEY CONSULTING GROUP, INC.:		
2/7/02	Consulting services for database installation: 1/1/02 - 2/28/02		17,300.00
	CAHILL PRINTING COMPANY:		
2/28/02	Business cards.....	\$ 135.00	
	Office forms	<u>815.00</u>	950.00
	CDW COMPUTER CENTERS, INC.:		
2/7/02	Computer supplies	553.99	
	Computer equipment.....	<u>849.77</u>	1,403.76
	CHICAGO MESSENGER SERVICE, INC.:		
2/14/02	Delivery services: 1/27/01 - 3/3/02		415.00
	CHICAGO STATIONERS INCORPORATED:		
2/21/02	Misc office supplies	316.37	
	Copier paper.....	483.68	
	Office furniture	<u>241.00</u>	1,041.05
	CHICAGO PRESS CORPORATION:		
2/7/02	Business reply envelopes.....		356.00
	COM ED:		
2/14/02	Electric service: 1/5/02 - 3/7/02		2,169.42
	COMPUTER SYSTEMS COMPANY, INC.:		
2/21/02	Microfilming of computer tapes		1,036.95
	COMPUTRONICS:		
2/7/02	Resolve system problem on Prime.....	2,108.75	
3/14/02	Changes to option menu.....	<u>281.25</u>	2,390.00

Bills (continued)

	GAIL DAVIS:		
2/14/02	Reimburse misc trustee expenses		73.30
	DONALD K. DOHERTY:		
2/7/02	Design and Layout of 2001 Annual Financial Report		3,689.95
	ENVIRONETX:		
3/7/02	Repair of furniture on 14th floor.....	49.08	
3/14/02	Moving furniture to/from 14th floor; assemble/dissassemble (3 days).....	<u>1,050.00</u>	1,099.08
	FEDEX:		
3/14/02	Delivery services: 2/28/02		439.84
	FILTERFRESH COFFEE OF CHICAGO:		
2/28/02	Water service & coffee supplies: 3/1/02 - 3/31/02		551.50
	GROSSMAN, PATTI & BRILL:		
2/7/02	Review of LRS agreements		4,491.10
	HINCKLEY SPRING WATER CO.:		
2/14/02	Equipment rental & water purchase: 1/1/02 - 2/22/02		246.10
	KEVIN B. HUBER:		
2/28/02	Tuition reimbursement per trustee resolution.....		5,921.66
	IKON OFFICE SOLUTIONS:		
2/28/02	Maintenance agreement on copiers: 3/17/02 - 6/17/02		1,750.46
	IRON MOUNTAIN:		
2/28/02	Daily backup storage charges: 2/1/02 - 2/28/02		397.42
	JACOB, BURNS ORLOVE, STANTON & HERNANDEZ:		
3/17/02	Legal services: 1/1/02 - 1/31/02		9,966.45
	LASALLE STAFFING, INC.:		
3/14/02	Temporary staffing: 1/25/02 - 2/28/02 (4 general clerks).....		9,676.21
	LAST MINUTE GOURMET:		
2/14/02	Lunch, 2/19/02, trustee meeting		337.66
	LEVI, RAY & SHOUP, INC.:		
2/21/02	PensionGold improvements & customizations		30,693.75
	LINCOLN PROPERTY COMPANY:		
2/1/02	Rent: 2/1/02 - 3/31/02.....		95,038.66
	MCI:		
2/14/02	Monthly long distance telephone service: 1/1/02 - 2/28/02		1,662.63
	MICROSYSTEMS, INC.:		
2/21/02	Imaging of active teacher files, 14 disks - 107,029 sheets		14,694.44
	MICROWAREHOUSE:		
3/14/02	Computer equipment		150.79
	MIDWEST AUTOMATED TIME SYSTEM:		
3/7/02	Time clock & software		2,974.80
	MIDWEST COMPUSERVICE, INC.:		
3/14/02	YE 2001 statistics - active and pensioner	1,321.00	
	1099R processing for 2001	<u>2,422.00</u>	3,743.00

Bills (continued)

MIDWEST MECHANICAL:			
2/7/02	Monthly maintenance agreement - computer room air conditioning equipment: 1/1/02 - 2/28/02.....		276.00
ALFRED MOSSNER COMPANY:			
2/21/02	Stationery.....		228.90
NATIONAL CUSTOMER ENGINEERING:			
2/28/02	Maintenance contract on Prime: 3/1/02 - 3/31/02.....		641.00
NCPERS:			
2/14/02	Registration fee, NCPERS Conf., 4/28/02 - 5/2/02, Hollywood/Ft. Lauderdale, FL: Anderson, Finnegan, Katsulis, Knazze, Rielly, Rodriguez, Silver		3,200.00
MICHAEL J. NEHF:			
2/14/02	Reimburse payment of trustee accommodations, Mercer Global Investment Forum, 5/2/02 - 5/9/02: Anderson, Finnegan, Knazze, Rodriguez	3,506.40	
2/21/02	Reimburse out-of-pocket expenses, Mercer Inv. Conf., 2/2/02 - 2/6/02, Scotsdale, AZ	418.79	
3/14/02	Reimburse, Mercer Inv. Conf., 2/2/02 - 2/6/02, Phoenix, AZ: Rodriguez meal expenses	82.44	
3/14/02	Reimburse travel & misc expenses: 1/02.....	<u>111.72</u>	4,119.35
PAYCHEX MAJOR MARKET SERVICES:			
2/7/02	Staff payroll services: 2/1/02 - 3/1/02		559.15
PENSION BENEFIT INFORMATION:			
3/7/02	Death certificate retrieved		318.00
PHONSERV:			
2/14/02	Phone station modules.....		519.00
PHYSICIANS, DISABILITY APPLICANTS:			
<i>Examination of Kathleen Gilliam:</i>			
2/21/02	Unival - Dr. Marquis	\$ 665.00	
2/21/02	Unival - Dr. Galante	<u>445.00</u>	1,110.00
<i>Examination of Michele Halm-Clark:</i>			
3/14/02	Unival - Dr. Clemis	470.00	
3/14/02	Unival - Dr. Rejowski	<u>546.00</u>	1,016.00
<i>Examination of Shelly Jaffe:</i>			
2/21/01	Unival - Dr. Flanagan	105.00	
2/21/01	Unival - Dr. Vocicevic	<u>105.00</u>	210.00
<i>Examination of Denise Lyons:</i>			
2/7/02	Harley G. Rubens, MD	<u>350.00</u>	2,686.00
PITNEY BOWES:			
2/14/02	Service on mail inserter	185.00	
	Postage meter rental: 3/1/02 - 5/31/02	399.75	
	Lease agreement: 1/30/02 - 2/28/02.....	<u>901.00</u>	1,485.75
PORTFOLIO MANAGEMENT & CONSULTANT FEES:			
2/28/02	ARIEL CAPITAL MANAGEMENT, INC. Portfolio management fee: 10/1/01 - 12/31/01		177,605.86

Bills (continued)

2/28/02	<i>BANK OF AMERICA:</i> Portfolio management fee: 10/1/01 - 12/31/01	40,425.00
2/28/02	<i>WILLIAM BLAIR & CO.:</i> Portfolio management fee: 10/1/01 - 12/31/01	155,204.00
2/28/02	<i>BRINSON PARTNERS, INC.:</i> Equity Account Portfolio management fee: 10/1/01 - 12/31/01	191,544.82
2/28/02	<i>BRINSON PARTNERS, INC.:</i> Alternative Investment Portfolio management fee: 10/1/01 - 12/31/01	215,417.00
2/28/02	<i>DIMENSIONAL FUND ADVISORS:</i> Portfolio management fee: 10/1/01 - 12/31/01	141,057.52
2/28/02	<i>FIDELITY MANAGEMENT TRUST CO.:</i> Portfolio management fee: 10/1/01 - 12/31/01	378,295.00
2/28/02	<i>HARRIS INVESTMENT MANAGEMENT INC.:</i> Portfolio management fee: 10/1/01 - 12/31/01	156,476.50
2/28/02	<i>HOLLAND CAPITAL MANAGEMENT:</i> Portfolio management fee: 10/1/01 - 12/31/01	45,595.19
2/28/02	<i>IRIDIAN ASSET MANAGMENT, LLC.:</i> Portfolio management fee: 10/1/01 - 12/31/01	191,414.03
2/28/02	<i>LASALLE INVESTMENT MANAGMENT:</i> Portfolio management fee: 10/1/01 - 12/31/01	124,250.38
2/28/02	<i>LAZARD ASSET MANAGEMENT:</i> Global Account Portfolio management fee: 10/1/01 - 12/31/01	173,886.86
2/28/02	<i>LINCOLN CAPITAL MANAGEMENT CO.:</i> Portfolio management fee: 10/1/01 - 12/31/01	67,647.00
2/28/02	<i>MDL CAPITAL MANAGEMENT, INC.:</i> Portfolio management fee: 10/1/01 - 12/31/01	22,441.54
2/28/02	<i>MERCER INVESTMENT CONSULTING, INC.:</i> Investment consulting services: 11/1/01 - 1/31/02.....	60,000.00
2/28/02	<i>MILLER ANDERSON & SHERRERD, LLP.:</i> Portfolio management fee: 10/1/01 - 12/31/01	146,503.00
2/28/02	<i>J.P. MORGAN INVESTMENT MANAGEMENT, INC.:</i> Real Estate Portfolio management fee: 10/1/01 - 12/31/01	302,543.32
2/28/02	<i>MORGAN STANLEY DEAN WITTER INVT. MGMT.:</i> Global Account Portfolio management fee: 10/1/01 - 12/31/01	460,937.00
3/14/02	<i>MORGAN STANLEY DEAN WITTER INVT. MGMT.:</i> Real Estate Account Portfolio management fee: 10/1/01 - 12/31/01	177,974.00
2/28/02	<i>NEW AMSTERDAM PARTNERS:</i> Portfolio management fee: 10/1/01 - 12/31/01	98,623.26

Bills (continued)

2/28/02	NORTHERN TRUST INVESTMENTS, INC.:		
	Custodial fees: 10/1/01 - 12/31/01	37,500.00	
	Credit (Step fee rebate): 7/1/01 - 9/30/01	-6,349.66	
	Global custody fees: 10/1/01 - 12/31/01	81,941.27	
	Global transaction fees: 7/1/01 - 9/30/01	<u>50,735.00</u>	163,826.61
2/28/02	NORTHERN TRUST INVESTMENTS, INC.:		
	Portfolio management fee: 10/1/01 - 12/31/01		140,434.48
3/14/02	OPPENHEIMER CAPITAL:		
	Portfolio management fee: 10/1/01 - 12/31/01		94,023.66
2/28/02	SCHRODER CAPITAL MGMT. INTL. LTD.:		
	Portfolio management fee: 10/1/01 - 12/31/01		118,411.81
2/28/02	J & W SELIGMAN & CO., INC.:		
	Portfolio management fee: 10/1/01 - 12/31/01		260,375.00
2/28/02	SMITH GRAHAM & CO.:		
	Portfolio management fee: 10/1/01 - 12/31/01		39,470.00
2/28/02	THE TOWNSEND GROUP:		
	Investment consulting services		
	Quarter ending: 12/31/01	30,365.27	
2/28/02	WADDELL & REED INVESTMENT MGMT. CO.:		
	Portfolio management fee: 10/1/01 - 12/31/01		170,463.47
2/28/02	WELLINGTON MANAGEMENT CO., LLP:		
	Portfolio management fee: 10/1/01 - 12/31/01		175,119.19
2/28/02	WOODFORD CAPITAL MANAGEMENT, LLC.:		
	Portfolio management fee: 10/1/01 - 12/31/01		30,719.44
2/28/02	ZEVENBERGEN CAPITAL INC.:		
	Portfolio management fee: 10/1/01 - 12/31/01		88,386.00
3/14/02	ZURICH SCUDDER INVESTMENTS, INC.:		
	Portfolio management fee: 10/1/01 - 12/31/01	<u>339,683.00</u>	4,979,119.21
	PURCHASE POWER:		
2/21/02	Postage meter refill transaction charges	140.00	
	Postage by phone reset	<u>14,000.00</u>	14,140.00
	QBF GRAPHICS GROUP:		
2/21/02	Envelopes		66.16
	FRANCES RADENCIC:		
2/21/02	Reimburse out-of-pocket expenses		7.50
	MARY SHARON REILLY:		
3/14/02	Reimburse, Mercer Global Forum, 2/2/02 - 2/5/02, Scottsdale, AZ		1,531.04
	RITZ-CARLTON SAN JUAN HOTEL & CASINO:		
2/8/02	Accommodations, Opal Financial Group Conf., 4/21/02 - 4/24/02, San Juan, PR: Sokolnicki		1,103.34
	MARIA RODRIGUEZ:		
2/21/02	Reimburse meeting travel expenses: 9/11/01		35.00
	THE SEGAL COMPANY:		
2/7/02	Retainer 2000/2001		8,265.00

Bills (continued)

	Domestic partners implementation	1,858.75	
	Self funding feasibility.....	900.00	
	Over 65 project	1,361.25	
2/28/02	Retainer 2002	1,922.50	
	Medical market survey.....	4,968.75	
	Board governance	5,853.75	
	Claims audit	<u>1,035.00</u>	26,165.00
	SHRED - IT, INC.:		
2/21/02	Shredding of confidential data.....		70.00
	SIGNS NOW:		
2/21/02	Signs for 13th and 14th floors.....	842.87	
8/16/02	Name plates.....	<u>237.50</u>	1,080.37
	UNITED PARCEL SERVICE:		
2/21/02	Delivery services		16.88
	VERIZON WIRELESS:		
2/28/02	Monthly cellular service: 2/11/02 - 3/10/02		59.64
	WALKER PRINTERY, INC.:		
3/7/02	Accounts payable checks.....		1,036.11
	KRISTEN WILLIAMS:		
2/21/02	Reimburse misc trustee expenses		81.56
	XO COMMUNICATIONS:		
2/7/02	E-mail charges: 1/9/02 - 3/8/02		<u>495.90</u>
			<u>\$5,266,991.33</u>

Replacement Warrants

The Committee on Finance reported that the following persons requested replacement warrants in lieu of the following described warrants which were lost or destroyed. Affidavits certifying these losses and in each case indemnifying the fund against any liability, damage or expense which may result by reason of issuing such replacement warrants were duly filed. Therefore, the Committee recommended that warrants issued to the persons named below in the amounts indicated be duly recorded in the minutes of this morning.

Name	Amount	Number	Date	Purpose
Bayouth, Albert	\$ 8,415.25	182708	12/13/01	Refund of survivors contrib.
Benites, Graciela	314.25	283942	12/18/98	Health insurance rebate
Berning, Evelyn C.	219.79	315953	2/1/02	Pension payment
Biglow, Willa M	406.06	225371	12/6/01	Health insurance rebate
Burger, Ronnie L.	1,568.55	316035	2/1/02	Pension payment
Buscaglia, Angelo	11,647.41	966132	12/3/01	5+5 lump-sum refund
Diaz, Hilda M.	10,455.26	968009	12/3/01	5+5 lump-sum refund
Holt, Ida V.	347.98	203357	12/22/99	Health insurance rebate
Humphrey, Valarie	8,536.77	183506	2/7/02	Refund of contribution
Jackson, Gladys C.	713.74	317937	2/1/02	Pension payment
Jones, David John	236.40	11240	2/1/02	Salary payment
Klem, Mollie O.	642.16	316699	2/1/02	Pension payment
Klem, Mollie O.	284.34	317965	2/1/02	Pension payment

Name	Amount	Number	Date	Purpose
Machin, Aida B.	2,204.79	316839	2/1/02	Pension payment
Martin, Robert A.	3,362.17	967384	12/3/01	5+5 lump-sum refund
Millunchick, Rebecca	250.16	432518	5/1/99	Pension payment
Nicholas, Evangeline	1,438.76	180804	8/7/01	Insurance refund
Peters, Dorothy Z.	354.21	946256	11/1/01	Pension payment
Reasner, Desdemona	1,220.51	317172	2/1/02	Pension payment
Resendez, Denise	10,865.68	178342	2/1/01	Refund of contribution
Rockove, Solomon	5,120.31	319030	2/7/02	5+5 tru-up refund
Scott, Mary H.	312.69	336834	3/1/02	Pension payment
Sneider, Don	4,805.15	966149	12/3/01	5+5 lump-sum refund
Sparks, Shirley K.	11,744.40	968034	12/3/01	5+5 lump-sum refund
Thomas, Fern R.	778.47	218937	12/21/00	Health insurance rebate
Thomas, Lillian M.	503.84	218944	12/21/00	Health insurance rebate
Tryba, Richard F.	5,382.93	967819	12/3/01	5+5 lump-sum refund
Wilson, James A.	1,898.44	318795	2/1/02	Pension payment

Mr. Silver moved the Report of the Committee on Finance sections A and B to the omnibus and deferred the remainder of the report to the executive director and chief financial officer.

Cash Flow Projections

Mr. Michael Nehf and Mr. Kevin Huber, chief financial officer, discussed with the Trustees cash flow projections. At the last meeting, management discussed the current cash flow status of the Fund. At the meeting, the Board approved the strategy of liquidating a portion of the index portfolios to cover the monthly deficit position. The liquidation would occur in those portfolios where the asset allocation exceeded the target allocation.

As a matter of information, they presented to the Trustees the operating cash balance at February 28, 2002, the cash flow from July 1, 2001 – February 28, 2002 and a 12 month projected cash flow statement.

Expense Analysis

Messrs. Nehf and Huber presented to the Trustees a comparison of the Fund's expenses in certain categories and in total as compared to other pension funds in Chicago and the State of Illinois. The Fund compared favorably in many categories.

The analysis was compiled by requesting the most recent audited financial statements of each fund. They addressed questions raised by the Trustees.

GASB 26 Accounting Impact

The Trustees deferred the GASB 26 Accounting Impact matter to the May meeting.

Health Insurance Subsidy

The Trustees deferred the Health Insurance Subsidy matter to the May meeting.

REPORT OF COMMITTEE ON CLAIMS AND SERVICE CREDITS

Pensions

The Committee on Claims and Service Credits reported that applications for pensions were presented for persons, hereinafter listed, with the recommendation that they be approved and granted in the amounts and under the conditions set forth herewith.

In the case of each applicant for service and disability pensions, the employment of the teacher has terminated, the legally prescribed minimum years of teaching service were completed and requirements with respect to age, the Illinois Retirement Systems Reciprocal Act (if applicable), and the Illinois Pension Code were fulfilled.

In accordance with the provisions of the Illinois Pension Code, each applicant for disability retirement pension was declared by two physicians appointed by the Board to be suffering from a disability which wholly and presumably permanently incapacitates him/her for teaching.

Each applicant for a survivor's or reversionary pension furnished proper evidence of his/her right to receive such benefits.

Name of Member	School or Final Status	Yrs of Service	Effective Date	Annual Pension
<i>Optional Service Retirement Pensions</i>				
Allen, Thea F.	Mays Acad.	27.900	1/26/02	\$36,655
Anderson, Cleada	Bogan High	34.300	1/14/02	42,450
Armstrong, Demetrius C.	Austin High	38.950	1/7/02	43,885
Bailey, Lelia	McNair	38.400	2/9/02	43,265
Barnes, Mary L.	Washington	27.600	12/29/01	37,449
Beard, Sylvia D.	Penn	18.050	1/23/02	22,525
Beckman, Mary C.	Burbank	5.050	12/28/01	2,007
Bejcek, J. Mitchell	Central Office	36.350	12/29/01	62,441
Bell, Ingrid A.	Marshall High	37.450	1/12/02	48,870
Blackman, Charlotte A.	Chalmers	35.350	12/29/01	73,140
Blatnick, Frank A.	Yates	36.250	1/12/02	76,227
Boland, Patricia L.	Clemente High	34.250	1/26/02	42,628
Brown, John N.	Carter	32.400	12/29/01	40,401
Brown, Rosa F.	Medill	37.650	12/29/01	47,193
Carr, Robert A.	Jefferson	38.900	1/12/02	59,798
Cohen, Joyce R.	Brown	38.400	12/29/01	47,193
Cornett, Mary E.	Nixon	29.000	2/1/02	29,172
Cowan, Dorothy B.	Central Office	35.600	12/29/01	57,820
Crumpton, Robert	Donohue	9.250	10/30/98	1,477
Delaney, Rosalyn E.	Barton	29.650	12/29/01	38,602
Deransburg, Miriam A.	Ryder	34.000	1/15/02	42,450
Doody, Flora M.	Lane Tech High	39.900	1/26/02	44,987
Dublin, Helen M.	Ray	35.100	1/12/02	42,509
Edborg, Evelyn B.	Chavez	31.700	12/29/01	42,749
Elerby, Emma C.	Colman	37.300	1/12/02	47,769

Name of Member	School or Final Status	Yrs of Service	Effective Date	Annual Pension
<i>Optional Service Retirement Pensions (continued)</i>				
Forman, Michael J.	Steinmetz High	34.600	1/4/02	44,383
Garcia, Elena	Hayt	31.900	12/29/01	42,407
Gelsomino, John P.	Kelly High	42.050	12/29/01	83,151
Givens, Sandra A.	Central Office	37.350	2/9/02	82,140
Greene, Rose N.	Harlan Acad.	35.200	1/4/02	52,392
Haak, Edward P.	Edwards	36.900	1/26/02	47,976
Han, Linh T.	Pierce	13.050	1/1/02	9,285
Hastings, Peter G.	Onahan	41.000	12/29/01	73,140
Hunter, Elaine A.	Colman	35.450	12/29/01	60,179
Jakubowski, David	J. N. Thorp	37.800	1/26/02	47,835
Johnson, Joyce Y.	Region 6 Office	35.450	1/12/02	80,472
Johnson, Shirley F.	Robinson	41.150	12/29/01	60,648
Kepka, Margery E.	Jones Acad. Magnet	35.850	1/26/02	56,580
Klasser, Tanya M.	Saucedo	29.150	1/4/02	36,107
Kolconay, Carole E.	Hayt	40.450	12/29/01	47,193
Kravarik, Fred	Marquette	33.850	12/29/01	78,434
Kwiatkowski, Joan	Farren	34.600	1/12/02	47,025
LaCoste, Beverly D.	Phillips	34.050	1/26/02	85,389
Lasky, Erwin B.	M. Sheridan	35.550	1/12/02	47,259
Laughlin, Laurence J.	CTU	39.450	12/29/01	63,168
Leonardi, Larry A.	Substitute	9.500	2/7/02	2,129
Macaulay, Arlene L.	Prussing	47.550	12/29/01	59,246
Mandernach, Mary A.	Marquette West	37.550	1/12/02	47,922
McCreary, Errol C.	Smyth	27.100	1/12/02	33,839
Meals, Bertha M.	Jackson	14.600	3/17/00	9,555
Melhart, Marie M.	Gary	34.800	1/26/02	43,087
Moore, Joyce E.	Central Office	22.950	12/29/01	31,771
Morris, Delores J.	Substitute	5.350	1/15/02	2,217
Murphy, Curtis R.	Carver	36.400	1/12/02	64,994
Murray, Claire	Disney Magnet	34.800	1/26/02	47,326
Nelson, John P.	Clemente Acad.	34.600	1/26/02	44,507
Nikolich, Peter C.	Senn High	30.750	1/26/02	28,102
Oberman, Geraldine L.	Central Office	34.250	1/26/02	73,879
Oden, Clyde N.	Calumet	16.400	1/12/02	17,990
Patch, Annie M.	Ross	36.050	1/26/02	43,087
Pate, Jr., John W.	Carver Middle	36.100	12/29/01	56,271
Patterson, Stevie L.	Beasley	35.500	1/26/02	42,628
Perna, Eugene J.	Swift	35.650	1/26/02	60,793
Peters, Alice P.	Central Office	34.650	12/29/01	75,248
Roth, Judith A.	City Wide	18.500	1/26/02	26,769
Rothfuchs, John M.	Bogan High	39.350	1/26/02	47,999
Rybicki, Eileen T.	Fenger	34.450	12/29/01	47,372
Saunders, Olga R.	Perishing	40.150	12/29/01	71,173
Searles, Joan E.	McNair Acad.	34.800	1/26/02	41,484
Shay, Mary K.	Peabody	23.350	1/4/02	32,324
Sheim, Eugene A.	Heffernan	18.900	3/11/99	10,822
Sikorski, Melanie F.	Locke	35.300	1/26/02	60,379
Sinnot, George E.	Crane High	12.150	11/30/94	2,238

Name of Member	School or Final Status	Yrs of Service	Effective Date	Annual Pension
<i>Optional Service Retirement Pensions (continued)</i>				
Stefan, Helmut.....	Lincoln Park High	34.900	1/26/02	47,478
Theodore, Harold G.....	Dist. #4	34.900	12/29/01	44,438
Upshaw, Milton E.....	Caldwell Acad.	34.750	1/26/02	42,212
Velazquez, Manuel	Central Office	20.350	12/29/01	40,233
Webb, Margaret	Haley.....	26.000	1/4/02	32,420
Zaharchuk, Barbara K.....	Marconi	20.750	8/13/01	16,561
<i>Disability Retirement Pensions</i>				
Gilmore, Marie A.	Drexel	28.450	12/17/99	\$35,452
Powell, Levi.....	Jameson	30.000	1/24/02	36,949
<i>Reciprocal Retirement Pensions</i>				
Armstrong, Joy L.....	Kenwood Acad.	34.528	12/29/01	\$53,749
Berthold, Michael C.	Former	8.811	6/9/01	16,292
Burrell, Louis D.....	York High	33.461	2/1/02	52,672
Cavatorta, James	Substitute	8.475	11/14/96	1,241
Cox, Rosemary E.....	College.....	3.725	3/9/02	2,714
DeFranco, Angelo M.	Former	1.000	2/22/02	827
DeWolfe, Dianne D.	Collins High	7.400	12/15/01	8,595
Hogu, Barbara J.....	College.....	8.400	8/12/01	16,341
Lewis, Etha C.....	Bouchet Acad.	37.103	12/29/01	37,635
McDougall, Daniel J.....	Morgan Park High	34.494	1/26/02	48,785
Paluchniak, Lucille A.	Penn	14.845	11/2/01	10,048
Pleva, Many J.....	Substitute	1.300	4/3/98	227
Quinn, Thomas	Ft. Dearborn.....	29.583	1/21/02	53,554
Ragan, Sandra K.....	College.....	5.000	1/1/02	8,676
Reid, Paulette R.....	College.....	1.000	12/30/01	2,530
Rudd, Lolita O.....	Bouchet.....	23.750	1/26/02	29,698
Vincent, Earl J.....	Marshall High.....	32.383	12/15/01	40,199
Whitker, Carolyn M.....	Central Office	33.125	12/15/01	46,702
<i>Survivors' Pensions</i>				
Balanoff, John.....	24.950	1/1/02	\$11,898
<i>(Spouse of Margaret L. Balanoff, deceased pensioner)</i>				
Blyth, Donald J.....	5.200	1/1/02	1,863
<i>(Spouse of Mary P. Blyth, deceased pensioner)</i>				
Bowman, Kasi.....	2.838	8/17/01	1,800
<i>(Minor child of Freddie Williams deceased teacher)</i>				
Bucic, George.....	4.150	1/1/02	1,584
<i>(Spouse of Margaret Bucic, deceased pensioner)</i>				
Coleman, Luther.....	31.350	1/1/02	19,852
<i>(Spouse of Eddy M. Coleman, deceased pensioner)</i>				
Cox, Oseolar.....	29.000	9/1/01	18,953
<i>(Spouse of Dowell Cox, deceased pensioner)</i>				
Demb, Arlene.....	42.050	2/1/02	22,815
<i>(Spouse of Bernard Demb, deceased pensioner)</i>				
Estes, Robert.....	18.900	9/25/01	10,020
<i>(Spouse of Rosa, deceased teacher)</i>				

Name of Member	School or Final Status	Yrs of Service	Effective Date	Annual Pension
<i>Survivors' Pensions (continued)</i>				
Fortis, Sahron (Spouse of George Fortis, deceased pensioner)		33.600	9/1/01	11,826
Hall, Mary P. (Spouse of Lowell M. Hall, deceased pensioner)		7.300	1/1/02	4,719
Hodges, L E. (Spouse of Mozella Hodges, deceased pensioner)		32.500	11/1/01	11,218
Kahn, Kalvin (Spouse of Evelyn H. Kahn deceased pensioner)		8.855	11/1/01	2,312
Lance, Squire (Spouse of Joyce E. Lance, deceased pensioner)		24.700	11/1/01	8,354
Lynch, Mary Ann (Spouse of Waler J. Lynch, deceased pensioner)		6.350	1/1/02	3,989
Norris, Elmus M. Jr. (Spouse of Swersie D. Norris, deceased pensioner)		31.800	11/1/01	15,915
Pikowitz, Ann (Spouse of Walter D. Pikowitz deceased pensioner)		38.000	1/1/02	25,631
Rehacek, Richard F. (Spouse of Pamela Rehacek, deceased teacher)		13.700	10/29/01	6,506
Richards, Elyse (Spouse of Nathaniel Richards, deceased teacher)		6.650	11/12/01	4,800
Rodriguez, Arnulfo (Spouse of Margarita Castillo, deceased teacher)		7.575	6/15/01	7,200
Siewers, Marjorie (Spouse of Karl Siewers, deceased pensioner)		40.600	12/1/01	29,222
Thomas, Robert Jr. (Spouse of Benita L. Thomas, deceased pensioner)		25.950	1/1/02	13,157
Williams Freddie Joshua (Minor child of Freddie Williams, deceased teacher)		2.838	8/17/01	1,800
Williams, Alexandria (Minor child of Freddie Williams, deceased teacher)		2.838	8/17/01	1,800
Williams, Shaynea (Minor child of Freddie Williams, deceased teacher)		2.838	8/17/01	1,800

Summary of Pensions Granted

Type of Pension	At This Meeting	Total Approved This Fiscal Year
Optional service retirement pensions	79	739
Reciprocal service retirement pensions	18	208
Disability retirement pensions	2	22
Duty disability retirement pensions	0	1
Survivors' pensions	24	148
Reversionary pensions	0	4

Cancellation of Pensions

The Committee on Claims and Service Credits reported that pursuant to the law, the pensions of the following persons were cancelled upon the date of attainment of legal age or

under age 50. The Committee recommended that the cancellations shown below be confirmed and reported in the proceedings of this meeting.

Name	Reason	Type of Pension	Rate of Pension	Date Cancelled
Brady, Robin D.	Legal Age	Survivor	\$0.00	1/1/01
Huber, Robert	Under Age 50	Survivor	276.85	3/1/02
Huber, Tracy	Legal Age	Survivor	276.85	3/1/02

Revision in Rate of Pensions

The Committee on Claims and Service Credits reported that changes in salary credits after pensions were granted necessitate the following revisions. The Committee recommended that (1) these revisions be approved, (2) the records of the Fund be changed accordingly, and (3) adjustments be authorized for pension payments made prior to this date, as applicable.

Kravarik, Fred	Increase the annual rate of pension from \$78,434.40 to \$79,478.64.
Perkins, Wilma J.	Increase the annual rate of pension from \$32,919.48 to \$33,855.96.
Rice, Edna W.	Increase the annual rate of pension from \$14,415.72 to \$25,617.72.
Sobol, Patricia A.	Increase the annual rate of pension from \$38,314.80 to \$40,206.12.
Thomas, Marvin L.	Decrease the annual rate of pension from \$31,713.60 to \$29,023.32.
Wiley-Ross, Drenda J.	Increase the annual rate of pension from \$27,929.28 to \$39,899.05.
Williams, Beady A.	Increase the annual rate of pension from \$32,855.64 to \$33,248.64.

Death Benefits

The Committee on Claims and Service Credits reported that documents pertaining to claims for death benefits were examined and verified, and recommended approval thereof.

In support of these claims, the Committee reported that death benefits were for persons whose dates of death were certified and whose heirs, beneficiaries, administrators or executors furnished proper evidence to receive such payments.

Single Payment Benefit of Death of Teachers:

DECEASED

Beauchamp, Rose
Correa, Maria
Estes, Robert
Pierce, Rosemarie

BENEFICIARY

Trudie Mitchell \$ 10,000.00
Roland Correa 5,000.00
Rosa Estes 10,000.00
Gabriel Pierce 843.78

\$ 25,843.78

Single Payment Benefit of Death of Pensioners:

DECEASED**BENEFICIARY**

Aaron, Jennie K	Bonnie Lee Levin	\$ 5,000.00
Adams, Arlene B	Bernadine Gibson	5,000.00
Anderson, Agnes E	Dorothy A Kopperud	5,000.00
Banta, Arline	Nancy Banta Harms	5,000.00
Barileaux, Jean L	Anne M Loiacono	5,000.00
Blyth, Mary P	Donald J Blyth	5,000.00
Brown, Florence S	Ina Hart	5,000.00
Bucic, Margaret M	George Bucic	1,666.67
	Catherine Marie Smetters	1,666.67
	George J Bucic	1,666.66
Chew, Carolyn L	Estate Of Carolyn L Chew	5,000.00
Coleman, Eddy E M	Luther Coleman Jr	5,000.00
Cox, Dowell	Oseolar Cox	3,333.33
	Winnefer Cox	3,333.33
	Ginnefer Cox	3,333.34
Dean, Lurlean M	Reginald Dean	5,000.00
Demb, Bernard	Arlene Demb	5,000.00
Doyle, Marie L	Maureen D Trinley	5,000.00
Evans, Gloria Jean	Phyllis Elnen	2,500.00
	Virginia Grzonka	2,500.00
Fortis, George	Sharon Fortis	5,000.00
Gershman, Sylvia	Joan Garber	2,500.00
	Sheila Moss	2,500.00
Hall, Lowell P	Mary P Hall	5,000.00
Harlacher, Gabrielle	Bruce L Harlacher	5,000.00
Helm, Phyllis H	Shirley H Lyons	2,500.00
	Muriel C O'Connor	2,500.00
Hodges, Mozella	L E Hodges	2,500.00
	Valerie E Hodges	2,500.00
Johnson, Sandra M	Katrice N Burns	5,000.00
Kahn, Evelyn H	Kalvin H Kahn	5,000.00
Lance, Joyce E	Squire Lance	5,000.00
Lawson, Ethel L	James A Lawson	5,000.00
Lynch, Walter J	Mary Ann Lynch	5,000.00
McCurtis, Dora J	Retta M Hughes	5,000.00
Nelson, Fannie Lee	Sheena R Shelton	5,000.00
OConnell, Mary Jane	Kathleen O'Connell McCarthy	1,000.00
	Mary Jo Saunders	1,000.00
	John M O'Connell	1,000.00
	Edward J O'Connell	1,000.00
	Timothy P O'Connell	1,000.00
Olsen, Doris S	Rodgers J Olsen	5,000.00
OMalley, Anna M	John Burns	5,000.00
Pikowitz, Walter D	Ann Pikowitz	5,000.00
Porikos, Georgia P	Meghan Rodes	5,000.00
Pruitt, Elberta E	Phyllis E Conner	5,000.00
Puhlman, Ruth Q	Helene Q Wilz	5,000.00
Rowan, Sara S	Hubert Beaudoin	5,000.00
Septon, Pearl	Allen Septon	1,666.66
Shaw, Theresa	Terese Thompson	5,000.00
Siewers, Karl	Marjorie Siewers	5,000.00

Single Payment Benefit of Death of Pensioners: (continued)

Thomas, Benita L	Robert Thomas Jr	5,000.00
Ward, Francis G	Regina M Pakalka.....	5,000.00
Wells, Rose E	Rose E Wells Trust	
	Barbara Majkut, Successor Trustee	5,000.00
		<u>\$211,666.66</u>

Refunds of Contributions on Death of Teachers and Pensioners:**DECEASED**

Beauchamp, Rose
Correa, Maria
Estes, Robert

BENEFICIARY

Trudie Mitchell	\$ 52,187.03
Roland Correa.....	28,831.92
Rosa Estes.....	<u>50,654.85</u>
	\$131,673.80

Grand Totals of All Death Benefits **\$369,184.24**

Refunds

The Committee on Claims and Service Credits reported that documents pertaining to claims for refunds listed herewith, were examined and verified, and recommended approval thereof.

In support of these claims, the Committee reported that (1) refunds on separation from service are for persons no longer employed as members of the teaching force . . . (2) refunds of contributions for survivor's pensions are for members with no eligible survivors at the time of retirement . . . (3) refunds of excess contributions are for deductions outside of the statutory requirements and/or overpayments towards the 2.2 upgrade option and . . . (4) refunds of creditable service withdrawn are for previously validated optional service.

Refunds a/c Resignation of Regularly Employed Members and Separation from Service of Substitute and Temporarily Employed Teachers:

Alimonte, Corinne M	\$11,147.48	Crawford, Lori	265.56
Arnold, Joan E.....	21,737.28	Crenshaw, April.....	1,713.45
Bain, Iris	774.53	Curran, Robert E.....	96.00
Baron-Munoz, Rebecca.....	7,552.40	Dieden, Roberta.....	686.18
Basler, Tony.....	2,825.34	Disotuar, Demetra.....	2,764.58
Beamon, Lillie.....	1,217.35	Drever, Kevin.....	153.36
Bernal, Moises.....	27,129.90	Egeonu, Samson	10,666.74
Beyers, David	1,707.35	Eggleston, Peter.....	99.26
Borders, Artie	58,738.28	Estrada Jr, Jesse	13,289.74
Bowden, Latatia Stroud.....	8,354.25	Everette, Edwin	963.82
Bravo Nee:Sanchez, Claud.....	7,853.33	Fernandez, Isabel.....	7,590.48
Briones, Carlos	2,366.07	Figueroa, Vanessa	4,877.26
Brown, Denise P.....	11,392.86	Gassel, Myrna.....	68.30
Brzeski, Walter	4,403.59	Goldman, Barbara	33,727.07
Cambria, Margaret Green.....	1,843.25	Gottschalk, Naomi.....	6,229.35
Carter, Charity G	3,881.67	Grzenia, Andrew	8,960.76
Chentis, Virginia	5,230.09	Ham-Ying, Barbara	5,129.45
Cornbleet, Jennifer	10,139.65	Harrison, Jerri.....	19,878.28
Coward, Ebony O	1,633.09	Hudson, Kenneth E.....	3,012.41

Humphrey, Valerie	10,499.87	Riesgo, Joanne	5,794.93
Jackson, Cheryl	4,184.60	Robinson, Cassandra	2,493.59
Kenefick, Angelina	8,609.56	Rodriguez, Evelyn	8,690.30
Kibble, Betty Gale	2,515.58	Rowley, Nancy	2,329.02
Lloyd, Angela	2,633.33	Ruggiero, Kathleen Ann	20,106.34
Luna, William	2,843.58	Sabel, John	12,509.70
Lydon, Vicki	8,573.87	Scott, Carolyn	7,270.43
Lyles, Veronica	858.25	Scott, Ronney	282.85
Majer, David	8,661.37	Smith, Erica Lynn	2,695.48
Marth, Linda L	2,126.61	Smith, Tonia	6,754.50
McAleese, Katherine	8,543.72	Spence-Russell, Linda	3,510.01
McCargo, Theresa	1,241.05	Spivey, Balencia Neal	1,964.02
McCullough Jr, Acie	1,288.59	Spradley, Ernest	15,249.61
McDermott, Daniel	30,047.19	Squaire, Felicia	9,415.49
McKinney, Gordon	2,521.13	Stanley, Tanya	2,583.98
McLaughlin, Colleen	2,956.26	Starzynski, James	21,529.78
Mikuzis, Jason Joseph	1,689.72	Tillman, Chitunda	71.93
Montanez, Awilda Gonzalez	5,377.03	Underwood, Sandra	58,791.05
Morris-Tebang, Nakita	10,339.47	Vega, Violeta	13,130.19
Munoz, Noemi	28,006.91	Walley, Joelyn C	20,184.27
Murdock, Matthew	2,739.26	Washington, William	5,297.65
Nemergut, Mari	6,238.75	Weiss, Alyssa	1,970.89
Nikopoulos, Paul	16,072.57	Weston, Diann	916.36
Opperman, Julie	297.12	White, Donn	2,262.93
Pearson, Brenda	3,593.96	Wilborn, Felicia	407.56
Peterson, Paul	7,330.53	Wright, Ralph	331.95
Ponder, Angela J	4,991.99	Zelken, Rebecca	4,779.94
Richardson, Jesse	2,063.09		\$728,269.52

Refunds of Contributions for Survivors' Pensions for Members With No Eligible Survivors at the Time of Retirement:

Barnes, Mary L	\$9,208.15	Kwiatkowski, Joan	9,614.58
Beckman, Mary C	1,112.35	MaCauley, Arlene L	11,256.96
Bell, Ingrid A	10,709.87	Pleva, Many J	216.82
Blackman, Charlotte A	12,529.16	Powell, Levi E	8,952.71
Cowan, Dorothy B	11,532.72	Rybicki, Eileen T	10,028.83
Delaney, Rosalyn E	9,282.99	Saunders, Olga R	11,772.17
Deransburg, Miriam A	9,227.39	Zaharchuk, Barbara K	5,359.04
Dewolfe, Dianne D	3,201.14		\$144,812.53
Edborg, Evelyn B	9,839.26		
Hunter, Elaine A	10,968.39		

Refunds of Excess Contributions:

Armstrong, Demetrius C	\$1,646.99	Johnson, Shirley F	2,603.76
Armstrong, Joy L	9,921.01	Kolconay, Carole E	1,980.69
Bartels, Geraldine R	2,068.36	Laughlin, Laurence J	2,715.38
Berthold, Michael	276.40	MaCauley, Arlene L	2,551.93
Cohen, Joyce R	1,967.56	Saunders, Olga R	3,035.19
Gelsomino, John P	3,659.70		\$35,648.15
Hasting, Peter G	3,221.18		

Refunds a/c Creditable Service Withdrawn:

Bell, Ingrid A	\$1,150.64	Kwiatkowski, Joan	101.19
Blackman, Charlotte A	403.93	Williams, Alton J	10,000.00
Carr, Robert A.....	2,586.90		
Greene, Rose N.....	3,139.36		
Hasting, Peter G	261.87		
		Grand Total of All Refunds.....	\$926,374.09

Outside Time

The Committee on Claims and Service Credits reported that affidavits, or other evidence attesting to or certifying service in the public schools of the several states or in schools operated by or under the auspices of the United States outside of the City of Chicago were presented for the persons hereinafter listed.

The Committee recommended that the service described be approved for pension credit provided that the last five years of the member's service shall have been rendered in a position covered by this Fund, the State Universities Retirement System of the Teachers' Retirement System of the State of Illinois; a maximum credit of ten years shall be reduced by credit for such service validated by the State of Illinois and three-fifths of the term of service for which an annuity is granted shall be in the public schools of the City.

<u>Name</u>	<u>School</u>	<u>Service</u>	<u>Years</u>
Kubon, Walter J., Jr.....	Foreman High	Teaching	04.800
Letts, Jan E.....	Central Office	Teaching	03.000
Smith, Carolyn A.....	Mays Academy	Teaching	03.000
Wells-White, Eunice F.....	Faraday	Teaching	03.500
Wooten, Vivian P.....	Bouchet Academy.....	Teaching	03.000

Ms. Finnegan moved the Report of the Committee on Claims & Service Credits excluding the disabilities and charter school issues to the omnibus.

MATTER OF CONSIDERATION FROM TRUSTEE

Trustee Sokolnicki distributed to the Trustees for their review, a billing record for reporting responsibilities to be used by the legislative lobbyists for their professional services. The Trustees deferred the discussion to the May meeting.

YOUTH CONNECTION CHARTER SCHOOLS

A motion was made by Mr. Ward, seconded by Mr. Sokolnicki, for teachers and employees of the Youth Connection Charter Schools who are certified under the law governing certification of teachers shall be contributors to this Fund. Teachers and employees of private agencies contracted by Youth Connection Charter Schools shall not be eligible for membership in this Fund based on such employment.

After some discussion, a motion was made by Mr. Sokolnicki, seconded by Mr. Katsulis, to table Mr. Ward's motion. The motion passed by the following vote:

Ayes: Ms. Anderson, Ms. Finnegan, Mr. Katsulis, Ms. Knazze, Ms. Nolan, Ms. Reilly, Mr. Silver, Mr. Sokolnicki, Mr. Ward—9.

Nays: None.

(Mr. Mayo was not present at the time the vote was taken.)

REPORT OF THE ATTORNEY

Disability Pension of Kathleen M. Gilliam Approved

The Trustees reviewed the disability application for Kathleen M. Gilliam. Following discussion, a motion was made by Ms. Anderson, seconded by Ms. Finnegan, to grant Ms. Gilliam's request for a disability pension. The motion passed by the following vote:

Ayes: Ms. Anderson, Ms. Finnegan, Mr. Katsulis, Ms. Knazze, Ms. Nolan, Ms. Reilly, Mr. Silver—7.

Nays: Mr. Sokolnicki—1.

Abstentions: Mr. Ward—1.

(Mr. Mayo was not present at the time the vote was taken.)

Disability Pension of Michele Halm-Clark Approved

The Trustees reviewed the disability application for Michele Halm-Clark. Following discussion, a motion was made by Ms. Anderson, seconded by Mr. Katsulis, and unanimously passed, to grant Ms. Halm-Clark's request for a disability pension.

(Messrs. Mayo and Sokolnicki were not present at the time the vote was taken.)

Disability Pension of Dorothy L. Mitchell Approved

The Trustees reviewed the disability application for Dorothy Mitchell. Following discussion, a motion was made by Mr. Ward, seconded by Ms. Anderson, and unanimously passed, to grant Ms. Mitchell's request for a disability pension.

(Messrs. Mayo and Sokolnicki were not present at the time the vote was taken.)

EXECUTIVE SESSION

A motion was made by Mr. Silver, seconded by Ms. Anderson, and unanimously passed, to enter in an executive session for the purpose of discussing litigation matters. The executive session lasted from 3:40 p.m. to 3:55 p.m.

(Messrs. Mayo and Sokolnicki were not present at the time the vote was taken.)

Following executive session, a motion was made by Mr. Silver, seconded by Ms. Anderson, and unanimously passed, to resume the regular order of business.

(Messrs. Mayo and Sokolnicki were not present at the time the vote was taken.)

REPORT OF COMMITTEE ON PENSION LAW & RULES

Trustee Katsulis informed and invited the Trustees to attend the Lobby Day in Springfield, Illinois, Wednesday, April 24, 2002.

Mr. Katsulis discussed with the Trustees the status of H.B. 4506:

- Amend marriage restrictions for survivor benefits
- Extend time period to pay for 2.2 upgrade by pension check deduction past 6/30/03
- Provide credit up to 3 years of leave of absence

The Trustees instructed staff and Mr. Henry Anselmo, legislative lobbyist, to remove a portion of H.B. 4506 that would eliminate the teaching restriction of 150 days.

A motion was made by Mr. Katsulis, seconded by Mr. Silver, and unanimously passed, to include the inflationary trigger for CPI not to exceed 6% as a legislative priority.

(Messrs. Mayo and Sokolnicki were not present at the time the vote was taken.)

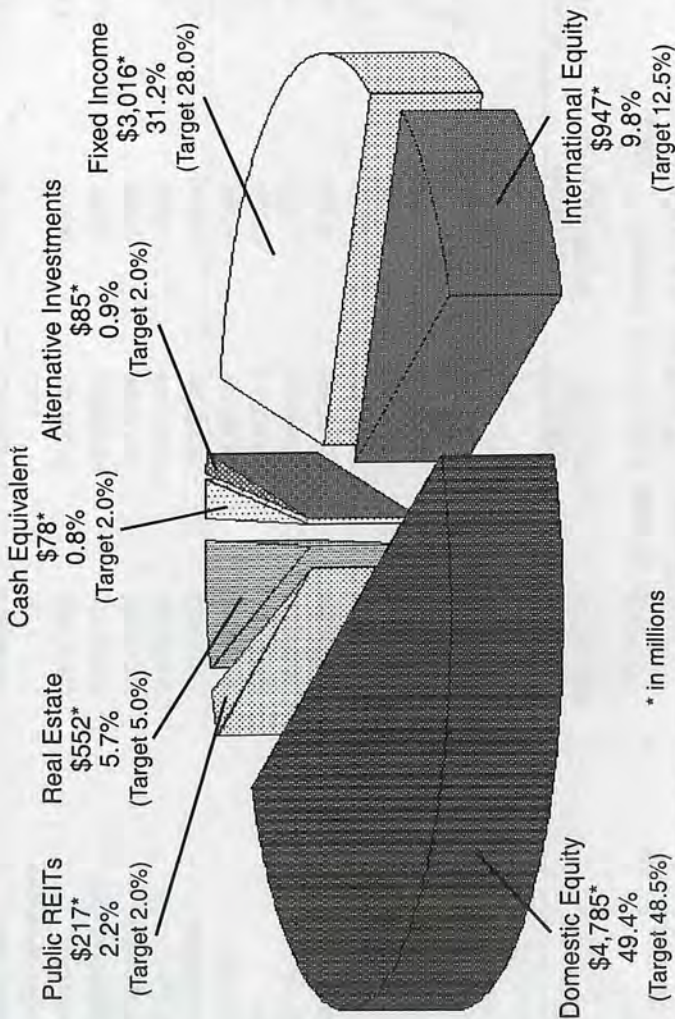
Mr. Katsulis moved the Report of the Committee on Pension Law and Rules to the omnibus.

REPORT OF COMMITTEE ON INVESTMENTS

The Committee on Investments included the following reports subject to review and approval by the Board of Trustees. These reports shall be recorded in the proceedings of this meeting.

- Allocation Overview
- Investment Summary by Manager
- Manager Activity Summary Report
- Commission Report

PUBLIC SCHOOL TEACHERS PENSION AND RETIREMENT FUND OF CHICAGO ALLOCATION OVERVIEW as of January 31, 2002



INVESTMENT SUMMARY BY MANAGER
June 30, 2001 THROUGH January 31, 2002

	FAIR VALUE 1/31/02	FAIR VALUE 6/30/01	% CHANGE IN MV Year to Date	CASH OR SHORT-TERM	% OF CASH
EQUITY					
Domestic					
Ariel	\$239,392,325	\$227,060,325	5.43%	\$1,548,158	0.65%
Brinson Partners	245,554,516	250,046,139	-1.80%	5,139,275	2.09%
DFA	120,297,386	119,647,882	0.54%	—	0.00%
Fidelity	460,906,128	504,397,410	-8.62%	4,621,975	1.00%
Harris	291,447,667	304,400,516	-4.26%	821,025	0.28%
Holland	45,540,295	47,086,940	-3.28%	1,126,581	2.47%
Iridian	113,931,527	115,615,013	-1.46%	2,203,976	1.93%
J&W Seligman	235,698,078	258,205,116	-8.72%	27,126,680	11.51%
New Amsterdam	133,794,453	141,543,284	-5.47%	6,554,444	4.90%
NTGI 500	1,314,104,451	1,423,427,169	-7.68%	255,202	0.02%
NTGI Midcap 400	270,125,931	275,412,012	-1.92%	—	0.00%
NTGI Minicap	520,945,128	535,822,060	-2.78%	—	0.00%
Oppenheimer	104,570,388	117,244,338	-10.81%	7,392,508	7.07%
Transition (Nationsbank)	3,156	1,377	*	—	0.00%
Waddell & Reed	496,508,973	533,868,852	*	75,050,467	15.12%
William Blair	123,518,079	124,575,653	-0.85%	4,932,090	3.99%
Woodford Capital	18,972,133	20,577,174	-7.80%	1,051,360	5.54%
Zevenbergen	49,521,362	59,083,325	-16.18%	561,057	1.13%
Total	4,784,831,976	5,058,014,585	-5.40%	138,384,798	2.89%

INVESTMENT SUMMARY BY MANAGER
June 30, 2001 THROUGH December 31, 2001

	FAIR VALUE 1/31/02	FAIR VALUE 6/30/01	% CHANGE IN MV Year to Date	CASH OR SHORT-TERM	% OF CASH
International					
Lazard	191,709,412	223,125,605	-14.08%	4,911,163	2.56%
Morgan Stanley - Intl.	395,935,478	422,351,201	-6.25%	16,245,834	4.10%
Schroder - EM	52,518,978	53,436,406	-1.72%	11	0.00%
Zurich Scudder - EM	61,014,402	59,083,567	3.27%	—	0.00%
Zurich Scudder - Intl.	245,688,533	279,290,946	-12.03%	11,903,234	4.84%
Total	946,866,803	1,037,287,725	-8.72%	33,060,242	3.49%
Public REITs					
LaSalle	\$104,408,574	\$102,068,466	2.29%	\$384,045	0.37%
Morgan Stanley	112,141,062	109,587,808	2.33%	4,442,910	3.96%
Total	216,549,636	211,656,274	2.31%	4,826,955	2.23%
TOTAL EQUITY	5,948,248,415	6,306,958,584	-5.69%	176,271,995	2.96%
REAL ESTATE					
Blackstone	12,987,885	18,538,985	-29.94%	192	0.00%
Capital Associates	20,830,505	21,042,235	-1.01%	—	0.00%
JP Morgan	108,948,491	106,385,302	2.41%	—	0.00%
Lend Lease	25,334,388	27,337,943	-7.33%	44	0.00%
Olympus	23,408,203	22,590,598	3.62%	4	0.00%

INVESTMENT SUMMARY BY MANAGER
June 30, 2001 THROUGH December 31, 2001

	FAIR VALUE 1/31/02	FAIR VALUE 6/30/01	% CHANGE IN MV Year to Date	CASH OR SHORT-TERM	% OF CASH
PRISA I	81,646,080	81,000,066	0.80%	—	0.00%
PRISA II	20,447,992	20,000,040	2.24%	—	0.00%
RREEF	63,066,723	60,730,474	3.85%	—	0.00%
SSR Tower	—	3,094,805	*	—	0.00%
TimesSquare	82,984,257	83,744,181	-0.91%	—	0.00%
UBS Asset Mgmt	80,146,747	81,378,301	-1.51%	—	0.00%
Walton	5,182,461	7,736,471	-33.01%	—	0.00%
Walton II	17,511,650	19,177,734	-8.69%	0.00%	0.00%
Walton III	9,256,473	9,275,274	-0.20%	—	0.00%
TOTAL	551,751,855	562,032,409	*	240	0.00%
ALTERNATIVE INVESTMENTS					
Adams Street	16,750,736	20,187,963	-17.03%	128	0.00%
Harbourvest	23,837,719	23,431,448	1.73%	—	0.00%
Mesirow	18,235,887	19,058,903	-4.32%	—	0.00%
Mesirow Fund 2	1,568,225	—	*	—	0.00%
Mesirow Capital VIII	1,000,000	—	*	—	0.00%
Pantheon	17,384,254	20,054,889	-13.32%	—	0.00%
Pantheon Fund IV	3,315,176	2,479,961	33.68%	—	0.00%
Pantheon - Intl.	2,550,535	1,826,551	39.64%	—	0.00%
TOTAL	84,642,532	87,039,715	*	128	0.00%

INVESTMENT SUMMARY BY MANAGER
June 30, 2001 THROUGH December 31, 2001

	FAIR VALUE 1/31/02	FAIR VALUE 6/30/01	% CHANGE IN MV Year to Date	CASH OR SHORT-TERM	% OF CASH
FIXED INCOME					
Bank of America	\$104,536,060	\$103,058,063	1.43%	\$21,096	0.02%
Cash Equiv. - MFB Northm Instl	—	6,958,108	*	—	0.00%
Internal	6,051,273	6,036,768	0.24%	12	0.00%
Lincoln	509,799,426	498,648,815	2.24%	(47,944,166)	-9.40%
MDL Capital	53,263,683	52,016,651	2.40%	655,173	1.23%
Miller Anderson	342,044,094	334,848,334	2.15%	36,479,047	10.67%
NTGI Fixed Income	1,592,499,924	1,561,386,047	1.99%	10,544,029	0.66%
Smith Graham	64,153,093	63,625,759	0.83%	(226,800)	-0.35%
Wellington	343,202,757	341,626,476	0.46%	6,662,642	1.94%
TOTAL	3,015,550,310	2,968,205,021	1.60%	6,191,033	0.21%
SHORT TERM					
Appropriation	47,025,524	32,434,929	*	47,025,524	100.00%
Cash Equivalent	30,796,132	118,571,835	*	30,795,492	100.00%
TOTAL	77,821,656	151,006,764	-48.46%	77,821,016	100.00%
TOTAL PORTFOLIO	\$9,678,014,768	\$10,075,242,493	-3.94%	\$260,284,412	2.69%

*Does not reflect the true change in market value due to contributions/distributions made during the period.

MANAGER ACTIVITY SUMMARY REPORT
6/30/01 THROUGH 1/31/02

	FAIR VALUE 1/31/02	FAIR VALUE 6/30/01	PURCHASES	SALES	TURNOVER %
EQUITY					
Domestic					
Ariel	\$239,392,325	\$227,060,325	\$34,435,424	\$36,020,998	12.83%
Brinson Partners	245,554,516	250,046,139	45,204,955	46,458,973	15.40%
DFA	120,297,386	119,647,882	—	269,400	0.00%
Fidelity	460,906,128	504,397,410	145,833,891	143,383,146	22.86%
Harris	291,447,667	304,400,516	119,238,838	119,823,612	33.35%
Holland	45,540,295	47,086,940	13,688,457	13,249,638	22.16%
Iridian	113,931,527	115,615,013	42,088,242	39,579,477	25.44%
J&W Seligman	235,698,078	258,205,116	176,657,703	175,024,400	41.40%
New Amsterdam	133,794,453	141,543,284	12,682,426	16,500,737	8.81%
NTGI 500	1,314,104,451	1,423,427,169	27,991,724	26,607,703	1.91%
NTGI Midcap 400	270,125,931	275,412,012	—	12,162	0.00%
NTGI Mimicap	520,945,128	535,822,060	—	133,527	0.00%
Oppenheimer	104,570,388	117,244,338	37,263,733	37,587,192	25.12%
Transition Acct.	3,156	1,377	—	—	0.00%
Waddell & Reed	496,508,973	533,868,852	54,779,243	96,044,459	9.28%
William Blair	123,518,079	124,575,653	29,926,974	29,757,605	19.34%
Woodford	18,972,133	20,577,174	9,337,583	9,397,580	32.04%
Zevenbergen	49,521,362	59,083,325	18,776,619	19,057,170	25.64%
Total	4,784,831,976	5,058,014,585	767,905,812	808,907,779	

MANAGER ACTIVITY SUMMARY REPORT
6/30/01 THROUGH 1/31/02

	FAIR VALUE 1/31/02	FAIR VALUE 6/30/01	PURCHASES	SALES	TURNOVER %
International					
Lazard	191,709,412	223,125,605	76,715,659	75,646,427	36.47%
Morgan Stanley - Intl.	395,935,478	422,351,201	139,488,048	126,179,266	30.84%
Schroder - EM	52,518,978	53,436,406	—	248,317	0.00%
Zurich Scudder - EM	61,014,402	59,083,567	—	—	0.00%
Zurich Scudder - Intl.	245,688,533	279,290,946	106,698,656	101,813,749	38.79%
Total	946,866,803	1,037,287,725	322,902,363	303,887,959	
Public REITs					
LaSalle	104,408,574	102,068,466	17,815,237	12,530,125	10.58%
Morgan Stanley	112,141,062	109,587,808	24,607,033	20,605,196	15.44%
Total	216,549,636	211,656,274	42,422,270	33,135,321	
TOTAL EQUITY	5,948,248,415	6,306,958,584	1,133,230,445	1,145,931,059	
REAL ESTATE					
Blackstone	12,987,885	18,538,985	191,175	3,323,009	N/A
Capital Associates	20,830,505	21,042,235	—	434,245	N/A
JP Morgan	108,948,491	106,385,302	—	476,758	N/A
Lend Lease	25,334,388	27,337,943	—	699,235	N/A
Olympus	23,408,203	22,590,598	1,585,652	855,016	N/A

MANAGER ACTIVITY SUMMARY REPORT
6/30/01 THROUGH 1/31/02

	FAIR VALUE 1/31/02	FAIR VALUE 6/30/01	PURCHASES	SALES	TURNOVER %
PRISA I	81,646,080	81,000,066	131	374,710	N/A
PRISA II	20,447,992	20,000,040	—	98,176	N/A
RREEF	63,066,723	60,730,474	2,276,906	—	N/A
SSR Tower	—	3,094,805	—	—	N/A
TimesSquare	82,984,257	83,744,181	—	482,098	N/A
UBS Asset Mgmt	80,146,747	81,378,301	—	367,416	N/A
Walton	5,182,461	7,736,471	—	1,600,000	N/A
Walton II	17,511,650	19,177,734	—	1,132,503	N/A
Walton III	9,256,473	9,275,274	—	—	N/A
TOTAL REAL ESTATE	551,751,855	562,032,409	4,053,864	9,843,166	
ALTERNATIVE INVESTMENTS					
Adams Street	16,750,736	20,187,963	—	1,316,000	N/A
Harbourvest	23,837,719	23,431,448	4,700,000	496,606	N/A
Mesirow	18,235,887	19,058,903	1,200,000	—	N/A
Mesirow Fund 2	1,568,225	—	1,800,000	—	N/A
Mesirow Capital VIII	1,000,000	—	1,000,000	—	N/A
Pantheon	17,384,254	20,054,889	1,750,000	—	N/A
Pantheon Fund IV	3,315,176	2,479,961	875,000	—	N/A
Pantheon - Intl.	2,550,535	1,826,551	580,994	—	N/A
TOTAL ALTERNATIVE INV.	84,642,532	87,039,715	11,905,994	1,812,606	

MANAGER ACTIVITY SUMMARY REPORT
6/30/01 THROUGH 1/31/02

	FAIR VALUE 1/31/02	FAIR VALUE 6/30/01	PURCHASES	SALES	TURNOVER %
FIXED INCOME					
Bank of America	\$104,536,060	\$103,058,063	\$226,663,964	\$215,909,462	66.42%
Cash Equivalent	—	6,958,108	233,110	7,192,960	3.24%
Internal	6,051,273	6,036,768	—	105,798	0.00%
Lincoln	509,799,426	498,648,815	1,204,988,269	1,178,337,639	69.48%
MDL Capital	53,263,683	52,016,651	35,816,987	35,865,312	40.48%
Miller Anderson	342,044,094	334,848,334	84,230,514	73,393,814	17.59%
NTGI Fixed Income	1,592,499,924	1,561,386,047	220,230,299	215,538,298	12.01%
Smith Graham	64,153,093	63,625,759	76,435,962	74,221,369	116.17%
Wellington	343,202,757	341,626,476	94,557,336	93,124,749	21.35%
TOTAL FIXED INCOME	3,015,550,310	2,968,205,021	1,943,156,441	1,893,689,401	
SHORT TERM					
Appropriation Acct.	47,025,524	32,434,929	—	—	N/A
Cash Equivalent	30,796,132	118,571,835	—	—	N/A
TOTAL SHORT TERM	77,821,656	151,006,764	—	—	
GRAND TOTAL	\$9,678,014,768	\$10,075,242,493	\$3,092,346,744	\$3,051,276,232	

*Fair Value includes Cash and Cash Equivalents, A/P, A/R, and Accrual Income.

MANAGERS COMPLIANCE WITH BROKERAGE POLICY

	Local Minority & Women	Non-local Minority & Women	Chicago Firms	Commission Recapture	
EQUITY					
Years 1998 to present Target	16.00%	15.00%	40.00%	30.00%	101.00%
2001 Large cap	32.58%	11.59%	43.52%	27.99%	115.68%
2000 Large cap	26.48%	13.04%	45.95%	24.68%	110.15%
1999 Large cap	23.09%	9.91%	52.87%	19.28%	105.15%
1998	27.20%	10.86%	36.10%	25.09%	99.25%
Years 1997 to 1997 Target	16.00%	15.00%	40.00%	15.00%	86.00%
1997	14.77%	11.10%	25.47%	17.35%	68.69%
Years 1990 to 1996 Target	16.00%	15.00%	40.00%	0.00%	71.00%
1996	24.27%	16.43%	30.45%	0.00%	71.15%
1995	26.96%	19.49%	31.95%	0.00%	78.40%
1994	36.82%	17.26%	47.88%	0.00%	101.96%
1993	32.69%	15.10%	47.10%	0.00%	94.89%
FIXED INCOME					
Year 1990 to present - Target	12.50%	12.50%	50.00%	0.00%	75.00%
2001	13.95%	5.71%	67.03%	0.00%	86.69%
2000	8.54%	2.93%	67.77%	0.00%	79.24%
1999	9.81%	5.05%	76.12%	0.00%	90.98%
1998	11.52%	6.80%	67.32%	0.00%	85.64%
1997	13.17%	2.97%	74.83%	0.00%	90.97%
1996	17.98%	7.15%	80.43%	0.00%	105.56%
1995	23.96%	4.80%	76.49%	0.00%	105.25%
1994	28.09%	8.44%	79.07%	0.00%	115.60%
1993	17.76%	10.98%	69.51%	0.00%	98.25%

COMMISSIONS PAID TO BROKERS BY CATEGORY OTHER MANAGERS AND TOTALS JANUARY 1 - DECEMBER 31, 2001

	ARIEL CAPITAL		IRIDIAN ASSET MGMT.		J&W SELIGMAN		NTGI		WILLIAM BILAIR		TOTAL OTHER MANAGERS		TOTAL LARGE CAP MGRS.		TOTAL ALL MANAGERS	
	Actual %	Target	Actual %	Target	Actual %	Target	Actual %	Target	Actual %	Target	Actual %	Target	Actual %	Target	Actual %	Target
Brokerage Program																
Chicago Based Minority & Women Firm or Contacts																
MOC Minority Owned	22.52%	0.00%	0.00%	13.46%	8.52%	0.00%	4.25%	0.00%	11.40%	0.00%	9.00%	0.00%	9.97%	3.30%	9.97%	3.30%
WOC Woman Owned	0.00%	0.00%	0.00%	0.11%	0.00%	0.00%	13.99%	0.00%	2.99%	0.00%	16.38%	0.00%	10.98%	1.12%	10.98%	1.12%
MOCR Minority Owned (Recap)	10.33%	0.00%	0.00%	0.00%	0.00%	0.00%	0.00%	0.00%	0.00%	0.00%	1.88%	0.00%	4.77%	2.85%	4.77%	2.85%
MPC Minority Contact	0.00%	0.00%	0.00%	0.00%	0.00%	0.00%	0.00%	0.00%	0.00%	0.00%	0.00%	0.00%	0.00%	0.00%	0.00%	0.00%
WPC Woman Contact	0.00%	0.00%	0.00%	0.00%	0.00%	0.00%	0.00%	0.00%	0.00%	0.00%	0.00%	0.00%	0.00%	0.00%	0.00%	0.00%
	32.85%	16.00%	0.00%	13.57%	8.52%	16.00%	18.24%	16.00%	14.39%	16.00%	32.58%	16.00%	28.22%	16.00%	28.22%	16.00%
Non-local Based Minority & Women Firm or Contacts																
MO Minority Owned	22.13%	0.00%	0.00%	4.67%	41.63%	0.00%	0.00%	0.00%	7.40%	0.00%	4.72%	0.00%	5.80%	0.32%	5.80%	0.32%
WO Woman Owned	0.10%	0.00%	0.00%	0.00%	0.00%	0.00%	0.00%	0.00%	0.02%	0.00%	0.52%	0.00%	3.19%	2.36%	3.19%	2.36%
MOR Minority Owned (Recap)	0.00%	0.00%	0.00%	0.00%	0.00%	0.00%	0.00%	0.00%	0.00%	0.00%	0.33%	0.00%	0.20%	0.20%	0.20%	0.20%
MP Minority Contact	0.00%	0.00%	0.00%	0.00%	0.00%	0.00%	0.00%	0.00%	0.00%	0.00%	1.28%	0.00%	0.76%	1.28%	0.76%	1.28%
WPR Minority Contact (Recap)	0.00%	0.00%	0.00%	0.00%	0.00%	0.00%	0.00%	0.00%	2.36%	0.00%	2.38%	0.00%	2.37%	2.37%	2.37%	2.37%
WP Woman Contact	11.92%	0.00%	0.00%	0.00%	0.00%	0.00%	0.00%	0.00%	0.00%	0.00%	0.00%	0.00%	0.00%	0.00%	0.00%	0.00%
	34.15%	15.00%	18.72%	4.67%	41.63%	15.00%	18.24%	15.00%	14.20%	15.00%	11.59%	15.00%	12.64%	15.00%	12.64%	15.00%
Chicago Based Firm (including minority & women firms or contacts)	42.79%	40.00%	0.00%	17.76%	40.00%	8.52%	40.00%	18.39%	40.00%	43.52%	40.00%	33.39%	40.00%	33.39%	40.00%	40.00%
COMMISSION RECAPTURE PROGRAM																
MOCR Minority Owned, Chicago Based Firm (Melvin and Bevan)	10.33%	0.00%	0.00%	0.11%	0.00%	0.00%	13.99%	0.00%	2.99%	0.00%	16.38%	0.00%	10.98%	3.19%	10.98%	3.19%
First Honolulu	0.00%	0.00%	0.00%	0.00%	0.00%	0.00%	0.00%	0.00%	0.00%	0.00%	0.00%	0.00%	0.00%	0.00%	0.00%	0.00%
Merrill Lynch Citation	0.91%	1.16%	1.16%	0.00%	0.00%	0.00%	0.00%	0.00%	0.45%	0.45%	9.25%	0.00%	5.70%	9.25%	5.70%	9.25%
	11.24%	30.00%	19.88%	0.11%	30.00%	0.00%	30.00%	30.00%	7.86%	30.00%	27.99%	30.00%	19.87%	30.00%	19.87%	30.00%

**BROKERAGE ACTIVITY REPORT (TRADE VOLUME)
JANUARY 1 - DECEMBER 31, 2001**

	NTGI		BANK OF AMERICA		LINCOLN CAPITAL		MILLER ANDERSON		MIDL		SMITH GRIHAM		WELLINGTON		TOTAL	
	Actual %	Target	Actual %	Target	Actual %	Target	Actual %	Target	Actual %	Target	Actual %	Target	Actual %	Target	Actual %	Target
Brokerage Program	19.25%	12.50%	14.91%	12.50%	0.00%	12.50%	0.00%	12.50%	93.51%	12.50%	9.65%	12.50%	13.13%	12.50%	13.95%	12.50%
Chicago Based Minority & Women Firm or Contacts	0.96%	0.00%	2.62%	0.00%	0.00%	0.00%	0.00%	0.00%	93.51%	0.52%	0.00%	0.00%	0.00%	4.41%	4.41%	0.00%
MOC Minority Owned, Chicago Based Firm	0.00%	0.00%	0.00%	0.00%	0.00%	0.00%	0.00%	0.00%	0.00%	6.80%	0.00%	0.00%	0.00%	0.58%	0.58%	0.00%
WOC Woman Owned, Chicago Based Firm	3.98%	0.00%	0.27%	0.00%	0.00%	0.00%	0.00%	0.00%	0.00%	0.00%	0.00%	13.13%	0.00%	2.83%	2.83%	0.00%
MPC Minority Contact, Chicago Based Firm	14.31%	0.00%	12.02%	0.00%	0.00%	0.00%	0.00%	0.00%	0.00%	2.33%	0.00%	0.00%	0.00%	6.13%	6.13%	0.00%
WPC Woman Contact, Chicago Based Firm																
Non-local Based Minority & Women Firm or Contacts	0.00%	10.60%	0.00%	0.45%	0.00%	0.00%	0.00%	0.00%	0.00%	6.25%	2.96%	0.00%	0.00%	3.06%	3.06%	0.00%
MO Minority Owned Firm	0.00%	0.00%	0.00%	0.00%	0.00%	0.00%	0.00%	0.00%	0.00%	0.00%	0.00%	0.00%	0.00%	0.00%	0.00%	0.00%
WO Woman Owned Firm	0.00%	0.00%	0.00%	0.00%	0.00%	0.00%	0.00%	0.00%	0.00%	1.42%	0.00%	0.00%	0.00%	0.12%	0.12%	0.00%
MP Minority Contact	0.00%	9.68%	0.00%	0.00%	0.00%	0.00%	0.00%	0.00%	0.00%	7.67%	0.21%	0.00%	0.00%	2.53%	2.53%	0.00%
WP Woman Contact	0.00%	12.50%	20.28%	12.50%	0.45%	12.50%	0.00%	12.50%	0.00%	15.34%	3.17%	12.50%	12.50%	5.71%	5.71%	12.50%
Chicago Based Firm (Including minority & women firms or contacts)	83.41%	50.00%	73.87%	50.00%	87.82%	50.00%	0.00%	50.00%	93.51%	50.00%	39.08%	50.00%	33.66%	50.00%	67.03%	50.00%

**INTERNATIONAL EQUITY
COMMISSIONS PAID BY CATEGORY
JULY 1 THRU DECEMBER 31, 2001**

FIRM/CATEGORY	WMOC	WMOO	0	Recap	TOTAL COMM.	PERCENT OF TOTAL
Morgan Stanley International	0 0.00%	67,521 16.25%	334,610 80.53%	13,401 3.22%	415,532 100.00%	40.65%
Zurich Scudder Investments	0 0.00%	153,859 42.14%	211,287 57.86%	0 0.00%	365,145 100.00%	35.72%
Lazard Asset Management	23,680 9.81%	21,807 9.03%	124,181 51.43%	71,802 29.74%	241,470 100.00%	23.62%
TOTAL	23,680 2.32%	243,187 23.79%	670,077 65.56%	85,203 8.34%	1,022,147 100.00%	100.00%

Category Code:

Recap	Target
WMOC	25.00%
WMOO	10.00%

Commission Recapture Program - Merrill Lynch Citation

Women & Minority Owned Firms, in Chicago and Illinois

Women & Minority Owned Firms, others

Note: On June, 2001 Morgan Stanley paid \$4,611 under the commission recapture program.

The total commissions paid under the recapture program by all managers through 12/31/01 were \$89,814.

The amount to be recovered by the Fund as of 12/31/01 is \$56,133.

Ms. Anderson moved the Report of the Committee on Investments to the omnibus.

REPORT OF THE FINANCIAL SECRETARY

Financial Statement

The Financial Secretary presented herewith a report on the Fund's net assets, changes in net assets, and supporting reports for the seven months ending January 31, 2002, with the recommendation that it be approved and printed in the proceedings of this meeting.

STATEMENT OF PLAN ASSETS

	<u>1/31/02</u>	<u>6/30/01</u>
ASSETS		
Cash and cash equivalents	\$ 380,019,995	\$ 470,282,798
Receivables:		
Employer	6,461,509	9,149,062
State of Illinois	5,420,392	5,420,392
Employee	20,416,655	31,847,464
Accrued investment income	49,609,218	59,343,290
Participating teachers' accounts for contributions	2,473,690	1,838,732
Other receivables	6,569	670,265
	<u>84,388,033</u>	<u>108,269,205</u>
Investments, at fair value:		
Equity	5,765,924,520	6,157,402,951
Bonds	2,968,927,240	2,884,065,768
Real estate	550,672,003	557,938,843
Private equity	84,642,404	87,175,989
	<u>9,370,166,167</u>	<u>9,686,583,551</u>
Prepaid expenses	210,183	1,816
Fixed assets	274,011	248,056
	<u>9,835,058,389</u>	<u>10,265,385,426</u>
	TOTAL ASSETS	TOTAL ASSETS
	<u>9,835,058,389</u>	<u>10,265,385,426</u>
LIABILITIES		
Administrative/accounts payable	135,367,692	153,836,480
	<u>135,367,692</u>	<u>153,836,480</u>
	TOTAL LIABILITIES	TOTAL LIABILITIES
	<u>135,367,692</u>	<u>153,836,480</u>
Net assets available for benefits	<u>\$ 9,699,690,697</u>	<u>\$10,111,548,946</u>

STATEMENT OF CHANGE IN PLAN ASSETS

	7 Months Ending 1/31/02	Year Ending 6/30/01
ADDITIONS:		
Employer:		
Early retirement option	\$ —	\$3,402,104
Federal funds	6,071,966	8,420,660
State of Illinois	37,992,742	65,094,700
Special leaves	84,879	136,280
Reciprocal collections	7,146	11,378
	<u>44,156,733</u>	<u>77,065,122</u>
Employee	72,392,207	149,094,964
Investment income:		
Interest	134,282,215	255,667,530
Dividends	45,756,484	84,517,978
Securities lending (net)	2,764,237	4,509,347
Realized gains (losses)	(73,252,674)	290,098,663
Unrealized gains (losses)	(276,178,702)	(799,319,230)
	<u>(166,628,440)</u>	<u>(164,525,712)</u>
Miscellaneous	119,033	70,078
TOTAL ADDITIONS	<u>(49,960,467)</u>	<u>61,704,452</u>
DEDUCTIONS:		
Refunds	8,896,025	14,988,165
Pension benefits	309,822,099	445,265,874
Death benefits	672,942	3,310,913
Health insurance rebate	24,483,363	44,088,569
Investment advisory & custodial	15,226,688	27,021,678
Administrative & miscellaneous	2,796,665	4,856,487
TOTAL DEDUCTIONS	<u>361,897,782</u>	<u>539,531,686</u>
NET INCREASE (DECREASE)	(411,858,249)	(477,827,234)
Net assets available for benefits		
at beginning of year	<u>10,111,548,946</u>	<u>10,589,376,180</u>
Net assets available for benefits at end of period	<u>\$ 9,699,690,697</u>	<u>\$10,111,548,946</u>

INVESTMENT ANALYSIS

JANUARY 31, 2002

	FAIR VALUE 1/31/02	FAIR VALUE 6/30/01	FAIR VALUE 1/31/01
ASSETS			
EQUITY	\$ 5,765,924,520	6,157,402,951	6,568,745,734
BONDS	2,968,927,240	2,884,065,768	2,930,734,326
REAL ESTATE	550,672,003	557,938,843	534,725,859
PRIVATE EQUITY	84,642,404	87,175,989	102,291,427
CASH & CASH EQUIVALENT	380,019,995	470,282,798	406,992,096
	\$ 9,750,186,162	10,156,866,349	10,543,489,442

INCOME

	7 Months 7/1/01 - 1/31/02	Fiscal Year 2001	Fiscal Year 2000
DIVIDENDS	45,756,484	84,517,978	82,756,036
INTEREST	134,282,215	255,667,530	247,393,544
SECURITIES LENDING (NET)	2,764,237	4,509,347	5,131,367
NET APPRECIATION	(349,431,376)	(509,220,568)	632,425,737
	\$ (166,628,440)	(164,525,713)	967,706,684

- The rate of return for the seven months ending January 31, 2002 for the S&P 500 Index and Lehman Aggregate Index was -6.94% and 5.50%, respectively. The Fund had a rate of return of -1.42% for seven months ending January 31, 2002 and -4.46% for the 12 months ending January 31, 2002.
- Net appreciation for the seven months ending January 31, 2002 includes \$73 million of realized losses and \$276 million of unrealized losses. The decrease in net appreciation for the fiscal year 2001 was due to the decline in the Fund's rate of return (from 9.54% to -1.47%). The decline for the seven months ending January 31, 2002 is due to a negative rate of return of 1.42% since July 1, 2001.

MANAGER FEE ANALYSIS AS OF 1/31/02

	MANAGER FEES 7/1 - 1/31/02	FAIR VALUE 01/31/02	ANNUAL FEES ASA % OF PORTFOLIO	F. Y. 2001 MGR. FEES
EQUITY				
<i>Domestic</i>				
NTGI Minicap	\$ 166,322	520,945,128	0.0547%	\$ 287,598
NTGI Midcap Index 400 Fund	14,896	270,125,931	0.0095%	26,058
NTGI S & P 500 Index Fund (12/20/00 Funding decreased by \$150 mil)	76,992	1,314,104,451	0.0100%	151,526 *
Ariel Capital	394,008	239,392,325	0.2821%	636,823

Brinson Partners, Inc.	448,720	245,554,516	0.3133%	765,303
Dimensional Fund Adv.	315,926	120,297,386	0.4502%	523,819
Fidelity Management	843,575	460,906,128	0.3138%	1,703,161
Harris Investment	367,888	291,447,667	0.2164%	653,750
Holland Capital	106,705	45,540,295	0.4017%	244,973
Iridian Asset Management	448,940	113,931,527	0.6755%	756,213
J & W Seligman	565,314	235,698,078	0.4112%	1,094,220
New Amsterdam Partners	220,798	133,794,453	0.2829%	425,787
Oppenheimer Capital	215,982	104,570,388	0.3541%	395,483
Waddell & Reed Inv. Mgmt. (12/18/00 Funding decreased by \$100 mil)	382,578	496,508,973	0.1321%	771,837 *
William Blair & Co.	359,555	123,518,079	0.4990%	615,352
Woodford Gayed Mgmt., Inc.	71,825	18,972,133	0.6490%	159,173
Zevenbergen Capital Inc.	195,215	49,521,362	0.6758%	480,587
Internal	N/A	3,156	N/A	N/A
Total	5,195,239	4,784,831,976	0.1861%	9,691,663
<i>International Equity</i>				
Lazard Asset Mgmt. (Funded 12/2000 \$250 mil)	423,244	191,709,412	0.3785%	483,229 *
Morgan Stanley Asset Mgmt.	1,044,286	395,935,478	0.4521%	1,884,791
Zurich Scudder, Intl Group & Emerging Market	774,187	306,702,935	0.4327%	1,607,991
Schroder Capital Emerging Markets	276,355	52,518,978	0.9021%	582,230
Total	2,518,072	946,866,803	0.4559%	4,558,241
<i>Public REITS</i>				
La Salle Inv.	291,400	104,408,574	0.4785%	458,170
Morgan Stanley	418,540	112,141,062	0.6398%	673,726
Total	709,940	216,549,636	0.5620%	1,131,896
TOTAL EQUITY	\$ 8,423,251	5,948,248,415	0.2428%	\$15,381,800

FIXED INCOME

Bank of America	\$ 94,643	104,536,060	0.1552%	\$ 135,152
Lincoln Capital	160,997	509,799,426	0.0541%	268,794 *
MDL Capital Mgmt., Inc.	52,131	53,263,683	0.1678%	74,710 *
Miller Anderson & Sherrerd	338,877	342,044,094	0.1698%	563,330
NTQA Fixed Income index	92,286	1,592,499,924	0.0099%	153,329
Smith Graham	93,105	64,153,093	0.2488%	154,198
Wellington Mgmt. Co.	410,623	343,202,757	0.2051%	695,679
Internal	N/A	6,051,273	N/A	N/A
Total	1,242,662	3,015,550,310	0.0706%	2,045,192

REAL ESTATE

Blackstone Group	142,531	12,987,885	1.8813%	306,590 *
Capri/Capital Associates	86,924	20,830,505	0.7154%	149,012
TimesSquare Real Estate (6/30/01 Funding decreased by \$21 mil)	462,893	82,984,257	0.9562%	938,805 *
JP Morgan (6/30/01 funding decreased by \$70 mil)	709,598	108,948,491	1.1165%	1,892,605 *
Lend Lease R. E.	140,260	25,334,388	0.9491%	238,576
Olympus Real Estate	167,290	23,408,203	1.2251%	327,051 *
PRISA (Funded 7/2/01)	438,075	81,646,080	0.9198%	— *
PRISA II (Funded 7/2/01)	114,641	20,447,992	0.9611%	— *
RREEF	372,988	63,066,723	1.0139%	755,571
SSR Tower (Liquidated 6/30/01)	—	—	—	431,625
UBS Realty Inv. (6/30/01 Funding increased by \$32.9 mil)	480,128	80,146,747	1.0270%	547,591 *
Walton	59,459	5,182,461	1.9668%	112,814 *
Walton Fund II	107,710	17,511,650	1.0544%	172,191
Walton Fund III	74,545	9,256,473	1.3806%	84,806 *
Total	3,357,042	551,751,855	1.0430%	5,957,237

ALTERNATIVE INVESTMENT

Adams Street Partners, LLC	502,640	16,750,736	5.1441%	642,658 *
HarbourVest Partners	526,374	23,837,719	3.7854%	730,412 *
Mesirow Financial	191,050	18,235,887	1.7960%	327,500 *
Mesirow Financial (Fund II Funded 7/31/01)	196,049	1,568,225	21.4309%	— *
Mesirow Financial (Fund VIII)	—	1,000,000	—	—
Pantheon Ventures Fund IV (Start funding 1/22/01)	28,777	3,315,176	1.4881%	48,448 *
Pantheon Europe Fund (Start funding 1/8/01)	(20,605)	2,550,535	-1.3849%	71,430 **
Pantheon Ventures	138,661	17,384,254	1.3674%	226,925 *
Total	1,562,946	84,642,532	3.1655%	2,047,373

CASH EQUIVALENT

Internal	N/A	77,821,656.00	N/A	N/A
TOTAL MANAGER FEES	\$14,585,901	9,678,014,768	0.2584%	\$25,431,602

* Manager fees for these managers are fees based on adjusted Market Value which includes an increase or decrease in their funding. Often, they do not provide a strong comparison, since funding occurred during the respective comparison periods.

** Year end accrual for 2001 was overstate. Total amount paid to this Fund is the combination of FY 2001 and 2002 manager fees.

Notes:

N/A applies to accounts for which the Fund does not pay managers fees.

ADMINISTRATIVE & INVESTMENT EXPENSE ANALYSIS

	7 Months Ending 1/31/02		Budget YE 2002	%	Year Ending 6/30/01	Year Ending 6/30/00
Salaries	\$ 1,647,244	1	3,028,000	54%	\$ 2,766,610	\$ 2,610,503
Actuary fees	19,000	2	46,000	41%	45,500	41,750
Auditing	34,000	3	34,000	100%	31,000	30,500
Consulting fees	—	4	22,000	0%	—	27,415
Data processing expense	7,994	5	20,000	40%	29,463	27,163
Document imaging	65,630	6	150,000	44%	9,767	—
Election expense	75,192	7	24,000	313%	1,035	23,987
Employee's health insurance	307,495	8	529,000	58%	461,078	406,940
Health insurance consulting	12,385	9	100,000	12%	69,870	45,730
Insurance premiums	9,894	10	16,500	60%	14,452	11,496
Legal fees	69,403	11	160,000	43%	162,538	118,880
Legislative expense	57,644	12	89,100	65%	83,055	74,550
Maintenance of equipment, systems, software and support	38,765	13	70,000	55%	54,353	66,394
Medical fees	10,103	14	20,000	51%	19,820	12,998
Membership dues, conference attendance, etc.	5,546	15	28,000	20%	27,373	15,975
Office forms and supplies	32,440	16	52,500	62%	52,296	59,975
Office rent and utilities	217,255	17	368,000	59%	340,266	343,169
Postage	75,869	18	162,500	47%	161,141	149,704
Printing and binding	63,123	19	150,000	42%	212,047	171,900
Studies and evaluation	—		55,000	0%	76,095	—
Temporary staffing	—	20	50,000	0%	4,096	36,724
Trustees' expenses	16,133	21	72,000	22%	70,547	53,434
Miscellaneous	31,550	22	65,000	49%	73,249	46,765
Total Administrative	\$ 2,796,665		5,311,600	53%	\$ 4,765,651	\$ 4,375,952
Custodial	\$ 390,577	23	669,500	58%	\$ 650,655	\$ 549,004
Consulting	210,365	24	360,000	58%	373,799	284,917
Manager fees	14,585,901	25	27,550,000	53%	25,431,602	24,028,050
Fees for foreign exchange and real estate	39,845	26	—	100%	565,622	1,008,542
Total Investment	\$15,226,688		\$28,579,500	53%	\$27,021,678	\$25,870,513
Fixed assets	25,955	27	150,000	17%	\$248,056	\$54,848
Database (Pension Gold) project	210,111	28	*	—	—	—
Total Capital Expenditures	236,066		150,000	—	248,056	54,848

7 Three Trustee elections held FY2002.

15/21 Infrequent travel in fall 2001 due to current world events.

* 3.2 million approved for period of approximately 2-1/2 years

Mr. Silver moved the Report of the Financial Secretary to the omnibus.

OMNIBUS VOTE

On a motion by Mr. Silver, seconded by Ms. Anderson, and by unanimous vote, the foregoing committee reports which were moved to the omnibus were approved.

(Messrs. Mayo and Sokolnicki were not present at the time the vote was taken.)

ADJOURNMENT

On a motion by Mr. Silver, seconded by Mr. Katsulis, and by unanimous vote, the meeting was adjourned at 4:55 p.m.

(Messrs. Mayo and Sokolnicki were not present at the time the vote was taken.)

Respectfully submitted,



Maria J. Rodriguez
Recording Secretary

REPORT OF THE PROCEEDINGS
OF THE
Board of Trustees
OF THE
**Public School Teachers' Pension and
Retirement Fund of Chicago**

Executive Session - Official Report
Tuesday, April 9, 2002

An executive session of the Board of Trustees of the Public School Teachers' Pension and Retirement Fund of Chicago was held Tuesday, April 9, 2002.

The President, Ms. Mary Sharon Reilly, called the meeting to order at 3:40 p.m. with the following members present: Ms. Anderson, Ms. Finnegan, Mr. Katsulis, Ms. Nolan, Ms. Reilly, Ms. Rodriguez, Mr. Silver, Mr. Ward—8.

Members Absent: Ms. Rodriguez, Mr. Saffold—2.

(Messrs. Mayo and Sokolnicki were not present at the time roll call was taken.)

Also in attendance were Mr. Michael J. Nehf (*Executive Director*), Mr. Kevin Huber (*Chief Financial Officer*), Mr. Joseph Burns of Jacobs, Burns, Orlove, Stanton, and Hernandez (*Legal Counsel*).

Discussion ensued regarding litigation issues. No further action was taken.

There being no further business, the executive session was adjourned at 3:55 p.m.

Respectfully submitted,



Maria J. Rodriguez
Recording Secretary

REPORT OF THE PROCEEDINGS
OF THE
Board of Trustees
OF THE
**Public School Teachers' Pension and
Retirement Fund of Chicago**

Special Meeting - Official Report
Thursday, May 9, 2002

A special meeting of the Board of Trustees of the Public School Teachers' Pension and Retirement Fund of Chicago was held Thursday, May 9, 2002.

The President, Ms. Mary Sharon Reilly, called the meeting to order at 3:40 p.m.

ROLL CALL

Members present: Ms. Anderson, Ms. Finnegan, Mr. Katsulis, Ms. Knazze, Mr. Mayo, Ms. Nolan, Ms. Reilly, Ms. Rodriguez, Mr. Silver, Mr. Sokolnicki, Mr. Ward—11.

Members absent: Mr. Saffold—1.

Also in attendance were Mr. Michael J. Nehf (*Executive Director*), Mr. Kevin Huber (*Chief Financial Officer*), Mr. Joseph Burns of Jacobs, Burns, Orlove, Stanton and Hernandez (*Legal Counsel*), Mr. Sandor Goldstein of Goldstein and Associates (*Consulting Actuary*), and various observers and staff members.

PUBLIC PARTICIPATION

Ms. Ann Marie McCall, a retired teacher, inquired about when a listing of the 5+5 recalculations would be published in the minutes of a Board of Trustee meeting.

REPORT OF THE COMMITTEE ON PENSION LAW AND RULES

Discussion of Proposed Cut in State Appropriation to the Pension Fund

Mr. Katsulis reported on the recent proposal by the State of Illinois to take away the current \$65 million appropriation to the pension fund (one of many possible cuts being proposed in order to balance the State budget). Mr. Katsulis also reported that he, the Executive Director and other Trustees recently traveled to Springfield for Lobby Day, a Chicago Principals and Administrators Association sponsored event. He reported that the group also had an opportunity to meet with Illinois legislators to discuss the newly proposed funding cut while in Springfield.

The Trustees discussed the possible impact that such a cut in funding would have on the health insurance benefits for pension fund annuitants.

Letter to Illinois Legislative Leaders Urging Continued State Funding

A motion was made by Mr. Ward, seconded by Ms. Nolan, to send a letter to the Governor and legislative leaders of Illinois urging their continued support of State funding to the Chicago Teachers' Pension Fund.

Ayes: Ms. Finnegan, Ms. Knazze, Mr. Mayo, Ms. Nolan, Ms. Reilly, Ms. Rodriguez, Mr. Sokolnicki, Mr. Ward—8.

Nays: Ms. Anderson, Mr. Katsulis, Mr. Silver—3.

Letter to Illinois Legislative Leaders for Support of Benefit Changes

A motion was made by Mr. Sokolnicki, seconded by Ms. Rodriguez, and unanimously passed, to send a letter to the Governor and legislative leaders of Illinois asking for their support of important legislative changes that would result in improved benefits for Chicago teachers and annuitants.

News Alert to Pension Fund Members of Proposed Funding Cut

A motion was made by Ms. Finnegan, seconded by Mr. Ward, and unanimously passed, to send a communication to the teacher members of the pension fund alerting them of the State's proposed funding cut, and to encourage them to write or email the Governor and legislative leaders of Illinois. (It was pointed out that RTAC will be sending out post cards to the annuitants. The pension fund will also post the alert onto the pension fund website www.ctpf.org.)

ADJOURNMENT

On a motion by Mr. Sokolnicki, seconded by Mr. Silver, and by unanimous vote, the meeting was adjourned at 5:18 p.m.

Respectfully submitted,

A handwritten signature in black ink, appearing to read "Maria J. Rodriguez". The signature is fluid and cursive, with a large, stylized initial "M" and "R".

Maria J. Rodriguez
Recording Secretary

REPORT OF THE PROCEEDINGS
OF THE
Board of Trustees
OF THE
**Public School Teachers' Pension and
Retirement Fund of Chicago**

Special Meeting - Official Report
Thursday, May 16, 2002

A special meeting of the Board of Trustees of the Public School Teachers' Pension and Retirement Fund of Chicago was held Thursday, May 16, 2002.

The President, Ms. Mary Sharon Reilly, called the meeting to order at 9:16 a.m.

PUBLIC PARTICIPATION

Ms. Sheelah Walker and Ms. Sharol Walker-Jackson, daughters of Katheryn Walker, a retired teacher, appealed to the Trustees for assistance in enrolling their mother in a health insurance plan.

ROLL CALL

Members present: Ms. Anderson, Ms. Finnegan, Mr. Katsulis, Ms. Knazze, Ms. Nolan, Ms. Reilly, Ms. Rodriguez, Mr. Saffold, Mr. Silver, Mr. Sokolnicki, Mr. Ward—11.

Members absent: Mr. Mayo—1.

Also in attendance were Mr. Michael J. Nehf (*Executive Director*), Mr. Kevin Huber (*Chief Financial Officer*), Mr. Joseph Burns and Ms. Anita Tanay of Jacobs, Burns, Orlove, Stanton and Hernandez (*Legal Counsel*), Mr. Brad Blalock and Mrs. Stephanie Braming of Mercer Investment Consulting, Inc. (*Investment Consultant*), Mr. Mitch Bramstaedt and Ms. Margaret T. Kray of The Segal Company (*Insurance Consultant*), and various observers and staff members.

REPORT OF THE INSURANCE CONSULTANT

Medical Market Survey Update

Mr. Mitch Bramstaedt of The Segal Company was asked to perform a market survey to ascertain what medical benefit programs in addition to the current programs might be available to the Fund. Mr. Bramstaedt reported that two health insurance carriers responded with an interest in bidding on the Fund's retiree Preferred Provider Organization (PPO) medical program.

A motion was made by Mr. Sokolnicki, seconded by Mr. Silver, and unanimously passed, to authorize The Segal Company to prepare a full Request for Proposal (RFP) to solicit bids from other health insurance carriers not currently contracted by the Fund, with a cost not to exceed \$30,000. The motion passed by the following roll call vote:

Ayes: Ms. Finnegan, Mr. Katsulis, Ms. Knazze, Ms. Nolan, Ms. Reilly, Ms. Rodriguez, Mr. Silver, Mr. Sokolnicki, Mr. Ward—9.

Nays: None.

(Ms. Anderson and Mr. Saffold were not present at the time the vote was taken.)

The Segal Company Retained to Coordinate Health Insurance Open Enrollments for Retirees

Mr. Nehf asked The Segal Company to prepare a proposal, for Trustee review and approval, to provide services of coordinating the 2003 Health Insurance Open Enrollment for retirees. Mr. Nehf indicated that Fund staff who is normally responsible for organizing the annual meetings have been overwhelmed by undertakings resulting from recent legislative changes.

Mr. Mitch Bramstaedt and Ms. Margaret T. Kray presented their proposal to coordinate the health insurance open enrollments. They addressed questions raised by the Trustees.

A motion was made by Mr. Silver, seconded by Ms. Nolan, to accept the full proposal by The Segal Company to coordinate the 2003 Open Enrollment as presented in their letter of May 16, 2002. The motion was approved by the following roll call vote:

Ayes: Ms. Finnegan, Mr. Katsulis, Ms. Knazze, Ms. Nolan, Ms. Reilly, Ms. Rodriguez, Mr. Silver, Mr. Sokolnicki, Mr. Ward—9.

Nays: None.

(Ms. Anderson and Mr. Saffold were not present at the time the vote was taken.)

EXECUTIVE SESSION

A motion was made by Mr. Katsulis, seconded by Mr. Sokolnicki, and unanimously passed, to go into closed session for the purpose of discussing disability and legal matters. *(Ms. Anderson was not present at the time the vote was taken.)*

The executive session lasted from 10:20 a.m. to 12:20 p.m.

Following executive session, a motion was made by Ms. Anderson, seconded by Ms. Rodriguez, and unanimously passed, to resume the regular order of business.

The Trustees directed that Mr. Young be given a notice of administrative hearing on his disability application.

REPORT OF THE INVESTMENT CONSULTANT

Bank of Ireland Asset Management Acquisition

Ms. Stephanie Braming of Mercer Investment Consulting, Inc. informed the Trustees that Iridian Asset Management, a mid cap value manager, was acquired by Bank of Ireland Asset Management. Mercer will follow up with more information on the acquisition at the June meeting.

Deutsche Asset Management

Ms. Stephanie Braming informed the Trustees due to personal circumstances Irene Cheng, portfolio manager, resigned from the firm. Deutsche Asset Management named Alex Tedder leader of the team. Mercer will be meeting with Deutsche Asset Management next week and will report back to the Trustees at the June meeting.

A motion was made by Mr. Sokolnicki, seconded by Mr. Silver, to accept Mercer's recommendation that the Fund evaluate Deutsche Asset Management's international equity capabilities in the context of a manager search and presentation at the July Board meeting. The motion passed by the following vote:

Ayes: Ms. Anderson, Ms. Finnegan, Mr. Katsulis, Ms. Knazze, Ms. Nolan, Ms. Reilly, Ms. Rodriguez, Mr., Saffold, Mr. Silver, Mr. Sokolnicki—10.

Nays: None.

Abstentions: Mr. Ward—1.

SPECIAL MEETING SCHEDULED

A special meeting of the Board of Trustees was scheduled for Friday, June 7, 2002 at 9:00 a.m. for the purposes of conducting a hearing for a disability applicant and an investment educational session.

LETTER FROM CHICAGO PRINCIPALS & ADMINISTRATORS ASSOCIATION

President Reilly presented a letter from the Chicago Principals and Administrators Association (CPAA) to the Board. The CPAA expressed its concerns about a conflict of interest pertaining to the Fund's lobbyist.

Following review and discussion, a motion was made by Mr. Sokolnicki, seconded by Mr. Katsulis, to instruct fund counsel to develop a reporting protocol for both lobbyists. A friendly amendment was made by Ms. Anderson to request both lobbyists attend either the June or July Board meetings. Mr. Sokolnicki accepted the amendment. The motion passed by the following vote:

Ayes: Ms. Anderson, Ms. Finnegan, Mr. Katsulis, Ms. Knazze, Ms. Nolan, Ms. Reilly, Ms. Rodriguez, Mr. Silver, Mr. Sokolnicki, Mr. Ward—10.

Nays: None.

(Mr. Saffold was not present at the time the vote was taken.)

GASB HEALTH INSURANCE MATTERS

Mr. Michael Nehf discussed with the Trustees the implementation and impact of the GASB Statement #26. The Trustees also discussed the funding of health care and related federal laws.

A motion was made by Mr. Ward, seconded by Mr. Sokolnicki, to seek legislation to raise the health insurance rebate to \$65 million at the next legislative session. The motion failed by the following vote:

Ayes: Mr. Katsulis, Ms. Nolan, Mr. Silver, Mr. Ward—4.

Nays: Ms. Anderson, Ms. Finnegan, Ms. Knazze, Ms. Reilly, Ms. Rodriguez, Mr. Sokolnicki—6.

(Mr. Saffold was not present at the time the vote was taken.)

The Board of Trustees directed Mr. Joseph Burns, fund counsel, the Executive Director, and Trustees Katsulis, Reilly and Ward to form a committee to draft preliminary plans to address a long term solution to the funding of health care and necessary legislative action.

YOUTH CONNECTION CHARTER SCHOOLS

A motion was made by Mr. Ward, seconded by Mr. Sokolnicki, that teachers and employees of private agencies contracted by Youth Connection Charter Schools shall not be eligible for membership in this Fund. The motion failed by the following vote:

Ayes: Ms. Nolan, Mr. Ward—2.

Nays: Ms. Anderson, Ms. Finnegan, Mr. Katsulis, Ms. Knazze, Ms. Reilly, Mr. Silver, Mr. Sokolnicki—7.

(Ms. Rodriguez and Mr. Saffold were not present at the time the vote was taken.)

A motion was made by Ms. Anderson, seconded by Mr. Silver, to refer the YCCS matter to the Illinois attorney general for an advisory opinion about the legal status of the YCCS school. The motion passed by the following vote:

Ayes: Ms. Anderson, Ms. Finnegan, Mr. Katsulis, Ms. Knazze, Ms. Nolan, Ms. Reilly, Mr. Silver, Mr. Sokolnicki—8.

Nays: Mr. Ward—1.

(Ms. Rodriguez and Mr. Saffold were not present at the time the vote was taken.)

A motion was made by Mr. Ward, seconded by Ms. Finnegan, and unanimously passed, to file a lawsuit to determine the legal status of Youth Connection Charter Schools.

(Ms. Rodriguez and Mr. Saffold were not present at the time the vote was taken.)

INTERNAL AUDIT FUNCTION DEFERRED

The Trustees deferred the matter of internal audit function to the regular June Board meeting.

ADJOURNMENT

On a motion by Mr. Silver, seconded by Ms. Rodriguez, and by unanimous vote, the meeting was adjourned at 3:35 p.m.

Respectfully submitted,



Maria J. Rodriguez
Recording Secretary

REPORT OF THE PROCEEDINGS
OF THE
Board of Trustees
OF THE
**Public School Teachers' Pension and
Retirement Fund of Chicago**

Executive Session - Official Report
Thursday, May 16, 2002

An executive session of the Board of Trustees of the Public School Teachers' Pension and Retirement Fund of Chicago was held Thursday, May 16, 2002.

The President, Ms. Mary Sharon Reilly, called the meeting to order at 10:20 a.m. with the following members present: Ms. Anderson, Ms. Finnegan, Ms. Knazze, Mr. Katsulis, Ms. Nolan, Ms. Reilly, Ms. Rodriguez, Mr. Saffold, Mr. Silver, Mr. Sokolnicki, Mr. Ward—11.

Members Absent: Mr. Mayo—1.

Also in attendance were Mr. Michael J. Nehf (*Executive Director*), Mr. Kevin Huber (*Chief Financial Officer*), Mr. Joseph Burns and Ms. Anita Tanay of Jacobs, Burns, Orlove, Stanton, and Hernandez (*Legal Counsel*).

The Trustees discussed the following cases:

Ms. Hattie Kerke, a disability pensioner applying for a duty disability pension;
Ms. Martha Miller, a disability pensioner requesting conversion to a service pension;
Mr. Charles Fernandis, a claimant for a death benefit;
Mr. Michael Young, an applicant for a disability pension;
Mr. Arthur Johnson, a claimant for a survivor's pension for minor child.

There being no further business, the executive session was adjourned at 12:20 p.m.

Respectfully submitted,



Maria J. Rodriguez
Recording Secretary

REPORT OF THE PROCEEDINGS
OF THE
Board of Trustees
OF THE
**Public School Teachers' Pension and
Retirement Fund of Chicago**

**Special Meeting - Official Report
Friday, June 7, 2002**

A special meeting of the Board of Trustees of the Public School Teachers' Pension and Retirement Fund of Chicago was held Friday, June 7, 2002.

The President, Ms. Mary Sharon Reilly, called the meeting to order at 9:09 a.m.

ROLL CALL

Members present: Ms. Anderson, Ms. Finnegan, Mr. Katsulis, Ms. Knazze, Ms. Nolan, Ms. Reilly, Ms. Rodriguez, Mr. Silver, Mr. Sokolnicki, Mr. Ward—10.

Members absent: Mr. Mayo, Mr. Saffold—2.

Also in attendance were Mr. Michael J. Nehf (*Executive Director*), Mr. Kevin Huber (*Chief Financial Officer*), Mr. Joseph Burns and Ms. Anita Tanay of Jacobs, Burns, Orlove, Stanton and Hernandez (*Legal Counsel*), Mr. Brad Blalock and Mrs. Stephanie Braming of Mercer Investment Consulting, Inc. (*Investment Consultant*), Mr. Mitch Bramstaedt and Ms. Margaret T. Kray of The Segal Company (*Insurance Consultant*), and various observers and staff members.

REPORT OF THE PRESIDENT

President Reilly followed up on an appeal made at the May 16, 2002 Trustee Meeting by the daughters of Ms. Katheryn Walker, a retired teacher. They asked for assistance in re-enrolling

their mother in a health insurance plan. The Trustees approved reinstatement of Ms. Walker's health insurance based upon the presentation made at the previous meeting.

REPORT OF THE INVESTMENT CONSULTANT

Educational Session

Mr. Brad Blalock and Mrs. Stephanie Braming of Mercer Investment Consulting, Inc. conducted an educational session on the investment process and addressed questions raised by the Trustees. Mr. Blalock and Mrs. Braming distributed a report on profiles of investment managers which summarizes the organization of each pension fund investment manager. They also distributed a glossary of investment terms.

REPORT OF THE ATTORNEY

Disability Pension of Michael F. Young Tabled

The Trustees tabled the disability pension application for Michael F. Young. The Trustees are waiting for Mr. Young's attorney to make arrangements to appear before the Board.

Duty Disability Pension of Linda Obartuch Denied

The Trustees reviewed the disability pension application for Linda Obartuch. Following discussion, a motion was made by Mr. Sokolnicki, seconded by Ms. Nolan, and unanimously passed, to deny the request of Linda Obartuch. Ms. Obartuch's application was filed beyond the limits established in the Illinois Statutes. The motion passed by the following vote:

Ayes: Ms. Anderson, Ms. Finnegan, Mr. Katsulis, Ms. Knazze, Ms. Nolan, Ms. Reilly, Ms. Rodriguez, Mr. Silver, Mr. Sokolnicki, Mr. Ward—10.

Nays: None.

Abstentions: None.

Legal Matters

Mr. Joseph Burns of Jacobs, Burns, Orlove, Stanton and Hernandez, discussed with the Trustees various pending litigation.

Following discussion, a motion was made by Ms. Anderson, seconded by Ms. Rodriguez, and unanimously passed, to authorize fund counsel to enter into negotiations of repayment not to exceed 90-120 days with Lenice Vierra, daughter of Margaret Gaethke, deceased annuitant.

Ayes: Ms. Anderson, Ms. Finnegan, Mr. Katsulis, Ms. Knazze, Ms. Nolan, Ms. Reilly, Ms. Rodriguez, Mr. Silver, Mr. Sokolnicki, Mr. Ward—10.

Nays: None.

Abstentions: None.

Educational Meetings

A motion was made by Mr. Silver, seconded by Ms. Knazze, and unanimously passed, to allow teacher trustees to attend local educational meetings. The Trustees will be allowed a \$35.00 educational meeting per diem that will be disbursed twice a year along with other meeting disbursements. A substitute will be provided upon request of trustee.

LEGISLATIVE UPDATE

Trustee Katsulis reported to the Trustees that H.B. 5168 passed both houses of the General Assembly and is awaiting signature of Governor George H. Ryan. The Trustees reviewed some of the key components of H.B. 5168 as follows:

- Teachers and pensioners will be allowed to pay for the 2.2 upgrade in monthly installments over a 24-month period by a deduction from their pension check. This provision would have otherwise expired June 30, 2003.
- Survivors and children of teachers and pensioners failing to complete payment of the 2.2 upgrade cost, because of the death of the teacher or pensioner, will receive the upgraded 2.2 benefit as if all contributions required for the 2.2 upgrade had been paid in full.
- Surviving spouse of a teacher will be entitled to a survivor's pension if the surviving spouse is married to the teacher for at least one year prior to the death of the teacher. This change applies only to the surviving spouse of a teacher who dies on or after the effective date of the law and only if the amount of the refund of contributions for a survivor's pension is repaid to CTPF with 5% interest.
- Remarriage of a surviving spouse at any age will not terminate his or her survivor's pension, beginning January 1, 2003.
- A surviving spouse whose survivor's pension was terminated before January 1, 2003 due to remarriage and who applies for reinstatement and repays the amount of any refund of contributions for survivor's pension along with 5% interest shall be entitled to have the survivor's pension reinstated beginning to accrue on the first day following the month in which the completed application and payment are received by CTPF, but in no event prior to January 1, 2003 and in no event prior to attainment of age 50. The reinstated pension shall include any one-time or annual increases in the survivor's pension received prior to the date of termination, but not any increases that would otherwise have accrued from the date of termination to the date of reinstatement.
- Optional contributions for service credit will now include time spent on a leave of absence granted by an employer of no more than 36 months (previously 12 months) during the entire term of service.
- Pensioners are no longer limited to working 150 days at substitute pay; pensions will not be cancelled if pensioners are re-employed on a temporary and non-annual basis or on an hourly basis. (The Fund opposes this version of the bill because it is far too vague.)

Following discussion, a motion was made by Mr. Sokolnicki, seconded by Mr. Katsulis, and unanimously passed, to remove a portion of H.B. 5168 that relates to retirees returning to work.

Mr. Katsulis informed the Trustees of a meeting that he and Mr. Nehf had with Senate President James "Pate" Philip. They had the opportunity to share their ideas and concerns about teacher pension benefits in Chicago.

ADJOURNMENT

On a motion by Mr. Silver, seconded by Ms. Anderson, and by unanimous vote, the meeting was adjourned at 1:45 p.m.

Respectfully submitted,

A handwritten signature in black ink, appearing to read "Maria J. Rodriguez". The signature is fluid and cursive, with a large, stylized initial "M" and "R".

Maria J. Rodriguez
Recording Secretary

REPORT OF THE PROCEEDINGS
OF THE
Board of Trustees
OF THE
**Public School Teachers' Pension and
Retirement Fund of Chicago**

Regular Meeting - Official Report
Wednesday, June 12, 2002

A regular meeting of the Board of Trustees of the Public School Teachers' Pension and Retirement Fund of Chicago was held Wednesday, June 12, 2002.

The President, Ms. Mary Sharon Reilly, called the meeting to order at 9:13 a.m.

ROLL CALL

Members present: Ms. Anderson, Ms. Finnegan, Mr. Katsulis, Ms. Knazze, Ms. Nolan, Ms. Reilly, Ms. Rodriguez, Mr. Silver, Mr. Sokolnicki, Mr. Ward—10.

Members absent: Mr. Mayo, Mr. Saffold—2.

Also in attendance were Mr. Michael J. Nehf (*Executive Director*), Mr. Kevin Huber (*Chief Financial Officer*), Mr. Joseph Burns and Ms. Anita Tanay of Jacobs, Burns, Orlove, Stanton and Hernandez (*Legal Counsel*), Mr. Brad Blalock and Mrs. Stephanie Braming of Mercer Investment (*Investment Consultant*), Mr. Terry Ahern and Mr. Rob Kochis of the Townsend Group (*Real Estate Consultant*), Mr. Sandor Goldstein of Goldstein and Associates (*Consulting Actuary*), Mr. Mitch Bramstaedt of The Segal Company (*Insurance Consultant*) and various observers and staff members.

PUBLIC PARTICIPATION

Ms. Ann Marie McCall, a retired teacher, thanked the Trustees for publishing the 5+5 recalculations listing. She also urged the Trustees to continue offering Blue Cross Blue Shield health insurance coverage to annuitants.

APPROVAL OF MINUTES

On a motion by Mr. Sokolnicki, seconded by Ms. Nolan, and by unanimous vote, the minutes of the meetings on March 21, April 9, and May 9, 2002, were approved and ordered printed. (*Ms. Anderson, Ms. Knazze, and Mr. Silver were not present at the time the vote was taken.*)

COMMUNICATIONS

Illinois Freedom of Information Act Requests

President Reilly reported that the persons listed below made requests to receive materials prepared for meetings of the Board of Trustees in accordance with the Illinois Freedom of Information Act.

Albert Korach	John O'Brill
Ann Marie McCall	Judith Rice
Antoinette Jackson	Kathryn Stevenson
Beverly Tunney	Louis Pyster
Brad Blalock	Mitch Bramstaedt
Christy Carter	Rob Kochis
Cynthia Asghar	Robert Bures
Eugene Barnes	Robert Konen
Henry Anselmo	Sandor Goldstein
Jacqueline Price Ward	Sheldon Rosen
John Moran	Terry Ahern

President Reilly also reported that Albert Korach, a retired teacher, requested a printout of retirees and their pensions in accordance with the Illinois Freedom of Information Act. She indicated that the above requests have been fulfilled.

REPORT OF THE REAL ESTATE CONSULTANT

Mr. Terry Ahern of The Townsend Group introduced Mr. Rob Kochis who is replacing Ms. Michele Dinn as consultant to the Fund. Mr. Ahern reported that Ms. Dinn resigned from The Townsend Group due to her relocating out-of-state.

Fourth Quarter Performance Measurement Report

Mr. Ahern and Mr. Kochis reviewed the real estate investment performance portfolio for the quarter ending December 31, 2001. They addressed questions raised by the Trustees.

REPORT OF THE INVESTMENT CONSULTANT

First Quarter Investment Performance Report

Mr. Brad Blalock and Mrs. Stephanie Braming of Mercer Investment Consulting Inc. reviewed the first quarter investment performance report for the periods ending March 31, 2002. They addressed questions raised by the Trustees.

Termination of Investment Manager

A motion was made by Mr. Sokolnicki, seconded by Ms. Nolan, to terminate the investment services of Woodford Capital Management. The motion passed by the following vote:

Ayes: Ms. Finnegan, Mr. Katsulis, Ms. Nolan, Ms. Reilly, Mr. Sokolnicki, Mr. Ward—6.

Abstentions: Ms. Knazze, Ms. Rodriguez, Mr. Silver—3.

(Ms. Anderson was not present at the time the vote was taken.)

Transfer of Assets

A motion was made by Mr. Silver, seconded by Ms. Finnegan, and unanimously passed, to transfer assets from Woodford Capital Management to the Northern Trust equity index fund. *(Ms. Anderson was not present at the time the vote was taken.)*

Fixed Income Structure

Mr. Blalock and Mrs. Braming reviewed the fixed income structure and made recommendations based on meetings they had with each of the Fund's fixed income managers.

Fixed Income Search Finalists

A motion was made by Mr. Silver, seconded by Ms. Rodriguez, to accept Mercer's recommendation as follows, and to interview Smith Graham, Bank of America, Wellington Management, Morgan Stanley Asset Management, Western Asset, Pimco, and UBS Asset Management in the fixed income search.

	% of Fixed Portfolio	\$MM (est)
Index	60%	\$1770
Enhanced Index	15	440
MDL	5	150
Opportunistic Manager #1*	10	295
Opportunistic Manager #2*	10	295
	100%	\$2950

*pending manager search comparison

Given the following summaries and annual/cumulative results versus other opportunistic managers, Mercer believes it is prudent to evaluate the current managers within a manager search context, with the plan to hire two firms.

Mercer believes this structure best meets the Fund's needs for the following reasons:

- Blends low cost index and enhanced index with targeted opportunistic strategies (high yield and international). Estimated fee savings - \$509,000.
- Maintains a heavy focus on investment grade strategies, but allows managers with capabilities to invest in non-dollar and high yield.
- Reduces number of manager relationships, yet maintains appropriate diversification by organization and strategy.

The motion was approved by the following vote:

Ayes: Ms. Finnegan, Ms. Knazze, Mr. Katsulis, Ms. Nolan, Ms. Reilly, Ms. Rodriguez, Mr. Silver, Mr. Sokolnicki, Mr. Ward—9.

Nays: Ms. Anderson—1.

Special Meeting Scheduled

A special meeting of the Board of Trustees was scheduled for July 24, 2002 at 9:30 a.m. for the purpose of conducting fixed income manager interviews.

REPORT OF THE PRESIDENT

Presentation of Service Award

President Reilly presented an award to Dr. Walter E. Pilditch for his outstanding service as Trustee of the Public School Teachers' Pension and Retirement Fund of Chicago from 1995 to 2001.

REPORT OF THE HEALTH INSURANCE CONSULTANT

Renewal Actions

Annual Health Insurance Rates Approved

Mr. Mitch Bramstaedt of The Segal Company reported that he is actively negotiating with the Fund's insurance carriers to arrive at acceptable renewal rates for the January 1, 2003 open enrollment period. He provided the Trustees with premium rate comparison charts. He also provided Trustees with quotes from two new insurance providers.

Following discussion, a motion was made by Mr. Ward, seconded by Ms. Nolan, and unanimously passed, to accept the Blue Cross Blue Shield proposal for one year at a 5% common increase in all groups.

A motion was made by Mr. Ward, seconded by Mr. Sokolnicki, and unanimously passed, to adopt the HMO Illinois proposal for one year at a 16% rate increase.

A motion was made by Mr. Ward, seconded by Ms. Anderson, and unanimously passed, to adopt the Humana proposal with rider #1.

A motion was made by Mr. Ward, seconded by Mr. Sokolnicki, and unanimously passed, to accept the Pacificare proposal and continue the plan as is with new benefit plans.

Eligibility Rules—Anti-Selection

The Segal Company was asked to provide information concerning the Fund's current policy as well as current eligibility and enrollment in its sponsored plans and possible options to alter the policy. Following discussion, the Trustees directed The Segal Company to bring a written report of the potential policy change options to the next Board meeting.

REPORT OF THE ACTUARY

Mr. Sandor Goldstein of Goldstein and Associates reported on projections that he had performed on the expected number of pensioners over the next 10 years. He indicated that, based on the results of the projections, the total number of pensioners is projected to increase from 17,234 as of June 30, 2001 to 23,648 by the year 2011, representing a 37.2% increase over the 10-year period. For comparison purposes, the actuary indicated that over the last 10 years, the total number of pensioners has increased by 50.7%.

The actuary also commented on some alternate health care funding projections that he had been asked to perform. Under one alternate projection, it was assumed that \$694,543,000 is reclassified from pension fund assets as of June 30, 2002 and placed into health care funding. Under another alternate projection, it was assumed that beginning in FY2002, revenues from State Appropriations are placed into the health care fund. The actuary provided a summary of each of the alternate projections.

Intergovernmental Contributions for Health Care Funding

After discussion, a motion was made by Mr. Silver, seconded by Ms. Rodriguez, and unanimously passed, that intergovernmental contributions from the State of Illinois shall be credited to the Public School Teachers' Pension and Retirement Fund of Chicago health fund for the purpose of funding health care benefits.

REPORT OF COMMITTEE ON PENSION LAW & RULES

Trustee Katsulis informed the Trustees of a luncheon planned with Mr. Michael Scott, President of the Board of Education and Beverly Tunney, President of the Chicago Principals and Administrators Association. Trustees will also meet with Mr. Michael Scott to discuss the increase in pension benefits.

Mr. Katsulis also submitted a mission statement for the Board to review.

REPORT OF THE COMMITTEE ON FINANCE

Bills

The following bills were presented with the recommendation that they be approved.

ADMINISTRATION EXPENSES 3/16/02 – 3/31/02

Vendor	Description	Amount Paid
ADVANCING GOVERNMENT ACCOUNTABILITY	Annual membership dues, 4/1/02 - 3/31/03: Huber	\$ 97.00
AMERITECH	Monthly telephone service: 3/7/02 - 4/6/02	45.55
ANINA TRAVEL SERVICE, INC.	Airfare, NCPERS Conf., Hollywood, FL, 4/28/02 - 5/2/02: Finnegan	320.00
ATLAS STATIONERS, INC.	Misc office supplies, 3/21 Copier paper, 3/28	\$ 198.52 <u>310.80</u> 509.32
BINNY'S BEVERAGE DEPOT	Beverages: trustee meetings	44.75
BURKE, BURNS & PINELLI, LTD.	Sublease negotiations - 14th Floor	1,869.15
CDW COMPUTER CENTERS, INC.	Computer Equipment	173.96
CHICAGO STATIONERS INCORPORATED	Office equipment	94.98
DATE SUMMARY, INC.	Programming - added 2.2 rollover option	1,440.00
GAIL DAVIS	Reimburse misc trustee expenses Reimburse misc office expenses	74.57 <u>30.70</u> 105.27
FILTERFRESH COFFEE OF CHICAGO	Water service & coffee supplies, 4/02 Coffee supplies, 3/21	501.00 <u>152.00</u> 653.00
HUMANSCALE CORPORATION	Computer supplies	481.02
IMPACT NETWORKING	Qty 3 - duplex copiers Maintenance Agreement: 2/28/02 - 2/28/03	18,000.00 <u>468.00</u> 18,468.00
IRON MOUNTAIN	Daily backup storage charges: 3/1/02 - 3/31/02	365.59
JACOB, BURNS ORLOVE, STANTON & HERNANDEZ	Legal services: 2/1/02 - 2/28/02	9,736.29
KPMG, LLP	Balance due - YE 6/30/01 audit	9,000.00
LAST MINUTE GOURMET	Lunch, 3/21/02, trustee meeting	329.08
LEBENSON ADVANCED SYSTEMS	Upgrade imaging licenses to 25 users	15,869.31
LEVI, RAY & SHOUP, INC.	PensionGold improvements & customizations: 2/1/02 - 2/28/02	29,190.00

ADMINISTRATION EXPENSES
3/16/02 - 3/31/02

Vendor	Description	Amount Paid
MICROSYSTEMS, INC.	Imaging of active teacher files: 143,501 documents scanned on 17 disks	17,969.22
ALFRED MOSSNER COMPANY	Stationery	520.80
NATIONAL CUSTOMER ENGINEERING	Monthly Maintenance contract on Prime: 4/1/02 - 4/30/02	641.00
MICHAEL J. NEHF	Reimburse travel & misc expenses: 2/02	242.02
PAYCHEX MAJOR MARKET SERVICES	Staff payroll services: 3/15/02	181.65
PHYSICIANS, DISABILITY APPLICANTS:		
Scott A. Kale, M.D.	<i>Examination of Dorothy Mitchell</i>	75.00
U.S. Occupational Health, Inc.	<i>Examination of Dorothy Mitchell</i>	<u>75.00</u>
PITNEY BOWES	Lease monthly equipment: 3/1/02 - 3/31/02	901.00
PURCHASE POWER	Postage meter refill transaction charges	15.00
	Postage by phone reset	<u>860.00</u>
FRANCES RADENCIC	Misc office supplies	119.60
SHRED - IT, INC.	Shredding of confidential data	126.00
SIGNS NOW	Signs for 13th and 14th floors	891.87
SPORTS AWARDS	Trustee recognition plaques: O'Brill, O'Farrell, Pildich	248.35
STAPLES	Misc office supplies	215.03
	Copier paper	<u>158.34</u>
VERIZON WIRELESS	Monthly cellular service: 3/11/02 - 4/10/02	45.15
U.S. POSTMASTER	Postage stamps	34.00
WILL COUNTY CLERK	Notary public registration fee	<u>10.00</u>
		<u>\$112,121.30</u>

ADMINISTRATION EXPENSES
4/1/02 - 4/30/02

Vendor	Description	Amount Paid	
ADAM'S MARK HOTEL	GFOA Conf., Denver, CO, 6/16/02 - 6/19/02: Sokolnicki		\$195.13
AU BON PAIN CORPORATION	Lunch, 4/9/02, trustee meeting		290.96
ACE STAMP WORKS	Signature stamps		52.15
AMERITECH	Monthly telephone service: 3/28/02 - 5/6/02		1,040.35
SHIRLEY ANDERSON	Per diem, NCPERS Conf., Hollywood, FL, 4/25/02 - 5/2/02		525.00
ANINA TRAVEL SERVICE, INC.	Airfare, NCPERS Conf., Hollywood, FL, 4/25/02 - 5/2/02: Anderson	412.10	
	Airfare, NCPERS Conf., Hollywood, FL, 4/25/02 - 5/2/02: Knazze	<u>335.00</u>	747.10
HENRY P. ANSELMO	Legislative and government consulting: 4/2002		4,350.50
E.M. BARNES & ASSOCIATES	Legislative and government consulting: 4/1/02 - 6/30/02		9,788.75
BLUE OCEAN SOFTWARE, INC.	Software upgrade for project management		367.30
BRADLEY CONSULTING GROUP, INC.	Consulting services for database installation: 3/1/02 - 3/31/02		9,825.00
CAHILL PRINTING COMPANY	Annual reports	18,235.00	
	Application for refunds	475.00	
	Applying for retirement	4,348.75	
	Continuous feed letterhead	<u>689.04</u>	23,747.79
CDW COMPUTER CENTERS, INC.	Computer supplies & equipment		641.42
CHICAGO MESSENGER SERVICE, INC.	Delivery services ending 3/17/02	53.00	
	Delivery services ending 3/31/02 & 4/7/02	142.90	
	Delivery services ending 4/14/02	<u>143.20</u>	339.10
CHICAGO PRESS CORPORATION	Proceeding booklets		7,319.50
CHICAGO STATIONERS INCORPORATED	Misc office supplies, 4/4	424.03	
	Misc office supplies, 4/18	<u>9.81</u>	433.84
COM ED	Electric service: 3/7/02 - 4/8/02		1,019.70
DATA SUMMARY, INC.	Programming - added 2.2 rollover option 3/1/02 - 3/31/02		4,760.00
DELL	Qty 6 - Dell, Pentium 4, 1.5GHz computers		9,798.00
THE DIRECT RESPONSE RESOURCE	Mailing of YE2001 1099R's		15,846.91

ADMINISTRATION EXPENSES
4/1/02 - 4/30/02

Vendor	Description	Amount Paid	
FEDERAL EXPRESS	Delivery services: 2/28/02 - 3/27/02		129.29
GOLDSTEIN & ASSOCIATES	Actuarial services: 1/1/02 - 3/31/02	9,500.00	
	Funding projections	<u>2,500.00</u>	12,000.00
GOVERNMENT FINANCE OFFICERS ASSOC.	Conference registration, GFOA, Denver, CO, 6/16/02 - 6/19/02: Sokolnicki		310.00
HINCKLEY SPRING WATER CO.	Equipment rental & water purchases thru 3/22/02		100.95
KEVIN B. HUBER	Tuition reimbursement per trustee resolution		6,077.66
IBM	Maintenance agreement: 4/1/02 - 6/30/02		2,000.13
IMPACT NETWORKING	Final payment on duplex copiers		18,000.00
KD MAILING AND FULFILLMENT SERVICES	Postage for pension newsletter		5,040.00
TERRI KATSULIS	Refund, NCPERS Conf., Hollywood, FL, 4/28/02 - 5/2/02. Trustee cancelled trip		100.00
LEBENSON ADVANCED SYSTEMS	Scan Xtender license	499.00	
	Scan Xtender Maintenance: 1/1/02 - 4/30/02	31.64	
	Software maintenance renewal - 10 licenses: 5/1/02 - 4/30/03	12,587.02	
	Final payment on 25 licenses & software maintenance	<u>15,869.31</u>	28,986.97
LEVI, RAY & SHOUP, INC.	PensionGold improvements & customizations: 3/1/02 - 3/31/02		44,173.75
KATHARINA LICAUSI	Misc. office supplies		92.65
LINCOLN PROPERTY COMPANY	Rent: 4/1/02 - 4/30/02		45,122.95
MARCELLO'S BAKERY & CAFE	Dessert for Trustee meeting		58.95
MCI	Monthly long distance telephone service: 3/02		273.29
MICROSYSTEMS, INC.	Imaging of inactive teacher files: 52,145 documents scanned on 6 disks		7,253.84
MIDWEST MECHANICAL	Monthly maintenance agreement - computer room air conditioning equipment: 3/1/02 - 3/31/02	138.00	
	Monthly maintenance agreement - computer room air conditioning equipment: 4/1/02 - 4/30/02	<u>138.00</u>	276.00
NATIONAL CUSTOMER ENGINEERING	Monthly Maintenance contract on Prime: 5/1/02 - 5/31/02		641.00

ADMINISTRATION EXPENSES
4/1/02 - 4/30/02

Vendor	Description	Amount Paid	
NATIONAL INFORMATION DATE CENTER	Zip code directory		89.90
MICHAEL J. NEHF	Reimburse expenses, Springfield, IL 4/2/02	173.19	
	Reimburse travel & misc expenses: 3/02	<u>214.64</u>	387.83
NEWS/AS400 MAGAZINE	Subscription renewal: AS400 Network 6/1/02 - 5/31/03		149.00
CAROLE NOLAN	Per diem, NCPERS Conf., Hollywood, FL 4/25/02 - 5/2/02		600.00
NOTARY PUBLIC ASSOCIATION OF ILLINOIS	Notary fee: Jackson		41.00
PAYCHEX MAJOR MARKET SERVICES	Staff payroll services, 3/29	183.35	
	Staff payroll services, 4/12	<u>177.70</u>	361.05
PENSION BENEFIT INFORMATION	Retrieval of death certificates		292.00
PHONSERV	Refurbished 15 Norstar telephones for 14th floor		2,000.27
PHYSICIANS, DISABILITY APPLICANTS:			
Richard S. Abrams, M.D.	<i>Examination of Dale Berkman</i>	\$195.00	
Harley G. Rubens, M.D.	<i>Examination of Dale Berkman</i>	<u>360.00</u>	555.00
Scott A. Kale, M.D.	<i>Examination of Barry Bivens</i>		75.00
Unival - Dr. Ghattas	<i>Examination of Michael Jennings</i>	545.00	
Unival - Dr. Marquis	<i>Examination of Michael Jennings</i>	<u>445.00</u>	990.00
U.S. Occupational Health, Inc.	<i>Examination of Cletes Shepard</i>	75.00	
Scott A. Kale, M.D.	<i>Examination of Cletes Shepard</i>	<u>150.00</u>	225.00
Michael K. Raymond, Disabilities	<i>Examination of Bernice Smith</i>	75.00	
U.S. Occupational Health, Inc.	<i>Examination of Bernice Smith</i>	<u>75.00</u>	150.00
U.S. Occupational Health, Inc.	<i>Examination of Beverly Smith</i>	<u>75.00</u>	2,070.00
WALTER PILDITCH	Replacement check		550.00
PITNEY BOWES	Mail equipment supplies, 4/11	254.76	
	Lease monthly equipment: 4/1/02 - 4/30/02	<u>901.00</u>	1,155.76
PURCHASE POWER	Postage by phone reset		14,037.99
QBF GRAPHICS GROUP	Newsletters, 4/18	2,172.86	
	Check envelopes, 4/25	<u>4,685.00</u>	6,857.86
SHRED - IT, INC.	Shredding of confidential data		180.60
SIGNS NOW	Balance due - signs for 13th and 14th floors	251.00	
	Name plates & holders	<u>49.00</u>	300.00

ADMINISTRATION EXPENSES
4/1/02 - 4/30/02

Vendor	Description	Amount Paid
ZYGMUNT SOKOLNICKI	Per diem, Opal Financial Group Conf., 4/20/02 - 4/24/02, San Juan, PR	375.00
STAPLES	Misc office supplies: 3/1/02 - 3/31/02	1,531.01
ROBERT TALAGA	Tuition reimbursement per trustee resolution, 2 classes	4,213.13
VERIZON WIRELESS	Final charges - account closed	3.32
WALKER PRINTERY, INC.	Pension checks	4,063.07
	Misc size envelopes	<u>3,115.39</u> 7,178.46
WESTIN DIPLIMAT RESORT & SPA	Hotel accomations, NCPERS Conf., Hollywood, FL, 4/25/02 - 5/1/02: Anderson	1,317.42
	Finnegan	1,536.99
	Hotel accomations, NCPERS Conf., Hollywood, FL, 4/25/02 - 5/1/02, Knazze	1,104.45
	Nolan	1,317.42
	Reilly	<u>1,317.42</u> 6,593.70
XO COMMUNICATIONS	E-mail charges: 3/9/02 - 4/8/02	<u>247.95</u>
		<u>\$310,941.76</u>

ADMINISTRATION EXPENSES
5/1/02 – 5/31/02

Vendor	Description	Amount Paid
AMERITECH	Monthly telephone service: 4/28/02 - 6/6/02	\$ 1,112.07
ACE STAMP WORKS	Misc office supplies	32.00
ANINA TRAVEL SERVICE, INC.	Airfare, Institutional Investor Symposium, 7/8/02 - 7/10/02, Santa Barbara, CA: Mike Nehf	553.00
HENRY P. ANSELMO	Legislative and government consulting: 5/2002	4,350.50
ATLAS STATIONERS, INC.	Misc office supplies & copier paper, 5/2	\$ 43.90
	Misc office supplies, 5/16	<u>35.94</u> 79.84
BRADLEY CONSULTING GROUP, INC.	Consulting services for database installation: 4/1/02 - 4/30/02	7,175.00
CDW COMPUTER CENTERS, INC.	Computer supplies & equipment	443.34
CHICAGO MESSENGER SERVICE, INC.	Delivery services ending 4/21/02	40.25
	Delivery services ending 5/12/02	<u>188.20</u> 228.45
CHICAGO METRO FIRE PREVENTION CO.	Annual fire ext. service call	52.50
CHICAGO PRESS	Proceedings booklets: 2/19/02	6,327.00
COM ED	Electric service: 4/8/02 - 5/7/02	967.42
CONTINENTAL ENVELOPE	Envelopes	304.20
CORNER BAKERY	Lunch, 5/16/02, trustee meeting	328.64
CRAIN'S CHICAGO BUSINESS	Subscription renewal: Reilly	89.00
DATE SUMMARY, INC.	Programming - added 2.2 rollover option 4/1/02 - 4/30/02	6,440.00
GAIL DAVIS	Reimburse misc trustee expenses	20.83
	Reimburse misc office expenses	<u>158.60</u> 179.43
DEPARTMENT OF INSURANCE	FY 2003 Compliance Fee	6,000.00
FEDERAL EXPRESS	Delivery services: 3/28/02 - 4/24/02	109.93
FILTERFRESH COFFEE OF CHICAGO	Coffee supplies & water cooler service - 5/02	429.00
	Coffee supplies, 5/9	310.00
	Coffee supplies & water cooler service - 6/02	<u>433.00</u> 1,172.00
HINCKLEY SPRING WATER CO.	Final charges - account closed	2.95
IKON OFFICE SOLUTIONS	Maintenance agreement on copiers: 6/17/02 - 9/17/02	1,697.02
ILLINOIS CPA SOCIETY	Membership renewal: 6/1/02 - 5/31/03 Huber & Hambrick	420.00
IRON MOUNTAIN	Daily backup storage charges: 4/1/02 - 4/30/02	392.82

ADMINISTRATION EXPENSES
5/1/02 - 5/31/02

Vendor	Description	Amount Paid	
	Daily backup storage charges: 5/1/02 - 5/31/02	<u>325.60</u>	718.42
JACOB, BURNS ORLOVE, STANTON & HERNANDEZ	Legal services: 3/1/02 - 3/31/02 Legal services: 4/1/02 - 4/30/02	9,509.63 <u>14,374.45</u>	23,884.08
KD MAILING	Final payment on postage for pension newsletter		930.09
LEVI, RAY & SHOUP, INC.	PensionGold improvements & customizations: 4/1/02 - 4/30/02		54,150.00
LINCOLN PROPERTY COMPANY	Rent: 5/1/02 - 5/31/02		47,489.16
MCI	Monthly long distance telephone service: 4/02		239.92
RAY MENGARELLI	LRS customize/improvements: 4/1/02 - 4/30/02		8,820.00
MICROSYSTEMS, INC.	Imaging of inactive teacher files: 111,772 documents scanned on 7 disks		12,875.27
MIDWEST MECHANICAL	Monthly maintenance agreement - computer room air conditioning equipment: 5/1/02 - 5/31/02		138.00
ALFRED MOSSNER COMPANY	Stationery		1,004.00
NATIONAL CUSTOMER ENGINEERING	Monthly Maintenance contract on Prime: 6/1/02 - 6/30/02		641.00
OFFICE ESSENTIALS, INC.	Water purchase, 5/2 Water purchase, 5/23	130.50 <u>174.00</u>	304.50
PAYCHEX MAJOR MARKET SERVICES	Staff payroll services: 4/26/02		190.40
PHYSICIANS, DISABILITY APPLICANTS:			
U.S. OCCUPATIONSL HEALTH, INC.	<i>Examination of Linda O' Bartuch</i>	\$ 75.00	
SCOTT A KALE, MD	<i>Examination of Linda O' Bartuch</i>	<u>75.00</u>	150.00
U.S. OCCUPATIONSL HEALTH, INC.	<i>Examination of Barry Bivens</i>		75.00
U.S. OCCUPATIONSL HEALTH, INC.	<i>Examination of Charles Jozsitis</i>	75.00	
SCOTT A KALE, MD	<i>Examination of Charles Jozsitis</i>	<u>75.00</u>	150.00
SCOTT A KALE, MD	<i>Examination of Beverly Smith</i>	<u>75.00</u>	450.00
PITNEY BOWES	Meter rental: 6/1/02 - 8/31/02 Service call on mail inserter Lease agreement: 4/30/02 - 5/30/02	427.73 172.00 <u>901.00</u>	1,500.73
PURCHASE POWER	Postage by phone reset		15,150.00
QBF GRAPHICS GROUP	Check envelopes		66.86

ADMINISTRATION EXPENSES
5/1/02 - 5/31/02

Vendor	Description	Amount Paid	
MARY SHARON REILLY	Reimburse airfare, NCPERS Conf., 4/28/02 - 5/2/02, Hollywood, FL	262.50	
	Reimburse travel & misc. exp., 11/30/01 - 4/16/02	79.64	
	Reimburse expenses, Principals' Assoc Lobby Day, 4/24/02, Springfield, IL	148.60	
	Reimburse, NCPERS Conf., 4/25/02 - 5/2/02, Ft. Lauderdale, FL	<u>594.23</u>	1,084.97
THE SEGAL COMPANY	Retainer 2002	3,678.75	
	Medical market survey	3,031.25	
	Board governance	1,646.25	
	Eligibility & Anti-selection	<u>2,528.75</u>	10,885.00
SHRED - IT, INC.	Shredding of confidential data		207.80
JACK SILVER	Reimburse, NCPERS Conf., 4/25/02 - 5/3/02, Ft. Lauderdale, FL		3,150.89
ZYGMUNT SOKOLNICKI	Reimburse, Opal Financial Group, 4/20/02 - 4/24/02, San Juan, Puerto Rico		237.56
STAPLES	Misc office supplies: 4/1/02 - 4/30/02		1,723.20
STATE FARM INSURANCE COMPANIES	Business Policy: 5/1/02 - 5/1/03	1,971.00	
	Commercial umbrella policy: 6/8/02 - 6/8/03	<u>680.00</u>	2,651.00
GEORGE VITEK	Reimburse, LRS due diligence, 5/7/02 - 5/8/02, Springfield, IL		380.49
WALKER PRINTERY, INC.	Envelopes		1,054.55
XO COMMUNICATIONS	E-mail charges: 4/9/02 - 5/8/02		<u>247.95</u>
			<u>\$228,240.13</u>

Replacement Warrants

The Committee on Finance reported that the following persons requested replacement warrants in lieu of the following described warrants which were lost or destroyed. Affidavits certifying these losses and in each case indemnifying the Fund against any liability, damage or expense which may result by reason of issuing such replacement warrants were duly filed. Therefore, the Committee recommended that warrants issued to the persons named below in the amounts indicated be duly recorded in the minutes of this meeting.

Name	Amount	Number	Date	Purpose
Abrams, Barry, beneficiary of Ruth Abrams	\$778.47	210963	12/21/2000	Health insurance rebate
Alcerro, Maura	412.35	334022	3/1/2002	Pension payment
Bonner, L T	297.21	179792	5/31/2001	Replacement
Bridgers, Ruth	55.34	173751	4/6/2000	Refund of contribution

Name	Amount	Number	Date	Purpose
Brown, Donita A.	128.38	178733	3/1/2001	Refund of contribution
Butler, Eva S.	8,621.89	966807	12/3/2001	5+5 lump-sum refund
Cleveland, Martha, beneficiary of Catherine Doheny	434.32	212860	12/21/2000	1/3 Health insurance rebate
Corrigan, James R., successor trustee of Shirley E. Stack	1,302.98	218578	12/21/2000	Health insurance rebate
Crawford, Jacquelyn	20,456.46	966302	12/3/2001	5+5 Lump-sum refund
Danielson, Nancy	3,608.32	352494	4/1/2002	Pension payment
DeRamus, Dwight	100.90	178737	3/1/2001	Refund of contribution
Doheny, Thomas P, beneficiary of Catherine Doheny	434.33	212860	12/21/2000	1/3 Health insurance rebate
Doheny, Mary Magrady, beneficiary of Catherine Doheny	434.33	212860	12/21/2000	1/3 Health insurance rebate
Dougal, Cynthia	64.12	176415	9/7/2000	Refund of contribution
Dziopek, Wanda F.	549.61	352569	4/1/2002	Pension payment
Fuentes, Mary Anne	512.00	927552	10/1/2001	Pension payment
Fuentes, Mary Anne	1,024.00	182202	11/8/2001	Replacement
Fuller, Patricia J.	5,796.58	337044	3/20/2002	2.2 Refund
Gaynor, Jewel, beneficiary of Melvin Gaynor	145.91	202573	12/22/1999	Health insurance rebate
Gaynor, Jewel, beneficiary of Melvin Gaynor	306.60	213602	12/21/2000	Health insurance rebate
Glass, Jerome J.	1,025.61	337115	3/20/2002	2.2 Refund
Green, Lolita	88.65	174411	5/18/2000	Refund of contribution
Grover, Karen	53.28	174002	4/20/2000	Refund of contribution
Heard, Estella	97.65	11305	3/15/2002	Payroll salary payment
Hewing, Ann B.	2,531.79	354742	4/1/2002	Pension payment
Hicks, Carole L.	137.22	178447	2/8/2001	Refund of contribution
King, Francis M.	2,324.21	352985	4/1/2002	Pension payment
King, Susan H.	1,302.98	298264	6/7/2001	Replacement
Kishta-Khalil, Nadeya	55.42	176292	8/31/2000	Refund of contribution
Knight, Janet, beneficiary of Ada B. Trepal	389.23	221186	12/21/2000	1/2 Health insurance rebate
Lackey, Jan	636.28	220010	12/21/2000	Health insurance rebate
Lawson, James A.	2,939.61	316766	2/1/2002	Pension payment
Machin, Aida B.	2,204.79	183703	2/28/2002	Replacement
Mann, John	350.10	336692	3/1/2002	Pension payment
Marshall, Rachel E.	778.47	215941	12/21/2000	Health insurance rebate
McGee, Marilyn M.	933.08	336709	3/1/2002	Pension payment
Millunchick, Rebecca	270.16	516421	10/1/1999	Pension payment
Murray, Francis J., beneficiary of Rita J. Murray	125.89	223018	10/4/2001	1/2 Health insurance rebate
Nat'l Shrine of Our Lady of the Snows, beneficiary of Katherine M. Byrne	1,699.08	734940	11/1/2000	Health insurance rebate
Nat'l Shrine of Our Lady of the Snows, beneficiary of Katherine M. Byrne	735.91	222047	10/4/2001	Health insurance rebate
O'Connor, Maureen E.	1,071.30	224316	12/6/2001	Health insurance rebate
Off, Gregory F.	6,960.50	318958	2/18/2002	5+5 lump-sum refund
Phelps, Marionette C.	4,165.42	966480	12/3/2001	5+5 Lump-sum refund

Name	Amount	Number	Date	Purpose
Pikowitz, Walter D.	2,306.84	183484	2/7/2002	5+5 excess cost
Pilditch, Walter	550.00	179374	4/19/2001	Replacement
Purchase, Mary E., beneficiary of Rita J. Murray	125.88	223018	10/4/2001	1/2 Health insurance rebate
Reynolds, Leona T.	4,624.31	355137	4/8/2002	5+5 lump-sum refund
Riedy, James L.	529.69	318665	2/1/2002	Pension payment
Robinson, Patricia	158.02	178964	3/15/2001	Refund of contribution
Samuels, Hannah S.	778.47	217912	12/21/2000	Health insurance rebate
Schonberg, Michael	164.40	176085	8/17/2000	Refund of contribution
Skukan, Branka	4,876.25	181266	8/30/2001	Refund of contribution
Streicher, Lyle B.	329.75	353707	4/1/2002	Pension payment
Tomaska, Bertha	1,434.97	948037	4/9/2002	Pension payment
Torch, Melvin	3,185.43	335631	3/1/2002	Pension payment
Trandel, Geraldine L.	597.39	318181	2/1/2002	Pension payment
Trepal, Johathan J., beneficiary of Ada B. Trepal	389.23	221186	12/21/2000	1/2 Health insurance rebate
Vazquez, Huberty S.	477.62	354469	4/1/2002	Pension payment
Wiedeke, Sue Ann, beneficiary of Anastasia M. Riley	778.47	221709	12/21/2000	Health insurance rebate
William E. Gorman, beneficiary of Margaret L. Gorman	178.77	174310	5/11/2000	Death benefit
Yanakakis, Nick	7,953.34	355192	5/2/2002	5+5 lump-sum refund

Retention of Consultants Actuary, Legal Counsel, and Auditor

Following review and discussion, a motion was made by Mr. Silver, seconded by Ms. Anderson, and unanimously passed, to retain Goldstein and Associates for the 2002-2003 fiscal year at an annual fee of \$40,000 to be paid on a quarterly basis; Jacobs, Burns, Orlove, Stanton and Hernandez be retained for the 2002-2003 fiscal year at an hourly rate of \$180.00; and authorize the firm of KPMG, certified public accountants, to make an audit of the accounts and records of the Fund for the fiscal year ending June 30, 2002, at a cost not to exceed \$36,000, including expenses. The motion passed by the following vote:

Ayes: Ms. Anderson, Ms. Finnegan, Mr. Katsulis, Ms. Knazze, Ms. Nolan, Ms. Reilly, Ms. Rodriguez, Mr. Silver, Mr. Sokolnicki, Mr. Ward—10.

Nays: None.

Abstentions: None.

Mr. Silver moved the Report of the Committee on Finance to the omnibus.

REPORT OF COMMITTEE ON CLAIMS AND SERVICE CREDITS

Pensions

The Committee on Claims and Service Credits reported that applications for pensions were presented for persons, hereinafter listed, with the recommendation that they be approved and granted in the amounts and under the conditions set forth herewith.

In the case of each applicant for service and disability pensions, the employment of the teacher has terminated, the legally prescribed minimum years of teaching service were completed and requirements with respect to age, the Illinois Retirement Systems Reciprocal Act (if applicable), and the Illinois Pension Code were fulfilled.

In accordance with the provisions of the Illinois Pension Code, each applicant for disability retirement pension was declared by two physicians appointed by the Board to be suffering from a disability which wholly and presumably permanently incapacitates him/her for teaching.

Each applicant for a survivor's or reversionary pension furnished proper evidence of his/her right to receive such benefits.

Name of Member	School or Final Status	Yrs of Service	Effective Date	Annual Pension
<i>Optional Service Retirement Pensions</i>				
Anglin, Phillip H.	Whitney Young High	35.500	2/9/2002	\$42,688
Baginski, Geraldine J.	Schurz High	37.600	3/23/2002	48,193
Banks, Phyllis L.	CVS	34.050	4/20/2002	45,878
Binsfeld, Mary E.	Senn High	35.350	2/9/2002	47,901
Blackburn, Patricia	Fermi	40.750	2/9/2002	43,147
Brenner, Annette E.	Agassiz	30.050	4/5/2002	41,917
Brooks, Arlene M.	Corliss	23.050	1/26/2002	30,083
Brown, Margie S.	Jordan Community School	36.850	4/19/2002	41,813
Brunious, Loretta J.	Central Office	34.100	2/9/2002	64,841
Burkhardt, Raymond T.	Gary	36.450	3/9/2002	43,266
Calhoon, Thomas C.	Morgan Park High	18.550	2/9/2002	18,691
Callas, Lester W.	Jones Magnet	35.350	3/1/2002	48,458
Carbonaro, Dorothy R.	Perez	7.150	2/27/2002	7,947
Cartwright, Paul J.	DuBois	30.000	4/5/2002	40,391
Chambers, Judith E.	Monroe	35.850	2/9/2002	42,688
Crass, Barbara F.	Mason	34.750	2/9/2002	62,807
Cunningham, Rosa M.	Englewood High	40.000	2/23/2002	47,458
Davenport, John C.	Substitute	6.950	1/3/2001	2,132
Davis, Jeannie M.	Beasley	28.600	4/13/2002	23,016
Deau, Cheryl A.	M. Sheridan	34.700	2/9/2002	46,776
Edwards, Mary L.	Mason	10.350	2/8/2002	11,806
Fitzhugh, Diane V.	Future Commons High	31.750	5/26/2002	35,912
Flaws, Barbara E.	Coles	11.650	2/23/2002	14,555
Fountain, Flora L.	South Shore Acad.	35.150	4/20/2002	46,316

Name of Member	School or Final Status	Yrs of Service	Effective Date	Annual Pension
<i>Optional Service Retirement Pensions (continued)</i>				
Garcia-Ferrer, Vivian I.	Goudy	24.900	3/23/2002	31,309
Gehrke, Janice G.	Mather High	35.150	4/6/2002	46,320
Goodman, David W.	Amundsen High	34.100	2/23/2002	47,950
Gordon, Jeanette L.	Austin	16.800	5/27/2002	6,890
Greene, Joaquina L.	Lawrence	36.400	2/23/2002	47,967
Hall, Mineola	Sherman	34.550	3/23/2002	47,672
Hansen, Robert L.	Medill Center	35.350	4/20/2002	58,804
Harders, Loretta K.	Stone	13.050	6/26/1999	2,931
Hayes, Wilma J.	Fenger High	35.350	2/9/2002	42,688
Hennings, Bonnie E.	Green	34.700	2/9/2002	47,057
Hinson, Carl L.	City-Wide	35.300	4/20/2002	48,773
Hoy, David N.	Dever	30.900	1/30/2002	53,886
Hughes, Carol Ann E.	Alcott	35.400	2/23/2002	42,747
Howell, Sylvia M.	Ft. Dearborn	36.100	2/9/2002	43,147
Jackson, Curtis	Von Stueben	26.800	2/9/2002	35,033
Jamerson, Wille J.	Clemente	31.750	2/9/2002	40,128
Jones, Sheila R.	Mollison	32.300	3/9/2002	42,346
Jones, Jr., William M.	York	35.550	3/9/2002	55,387
Kirkwood, Antoinette A.	Central Office	38.150	3/23/2002	59,838
Kowalski, Patricia G.	Morgan Park High	9.550	2/9/2002	11,664
Lacey, Lawrence L.	Mather High	33.950	2/9/2002	45,049
Lawson, Lynda L.	Harlan Academy	35.250	4/6/2002	46,421
Lee, Augustine	Jensen Acad.	35.100	2/9/2002	47,391
Lee, Esther M.	Harvard	32.850	2/9/2002	45,757
Life, Ruth B.	Mason	39.550	3/1/2002	61,134
Lofton, Thomas G.	Jefferson	33.100	4/20/2002	44,370
Lukasik, Jeanne M.	Gary	34.600	3/23/2002	42,866
MacDonald, Joan M.	Shoop Acad.	30.200	4/6/2002	40,974
Maimonis, Peter A.	Alfred Nobel	35.800	4/6/2002	58,864
Maxwell, Konora	Carver	32.900	2/9/2002	43,013
McClinton, Lois M.	Altgeld	32.700	3/23/2002	45,648
McCree, Marilyn R.	Coles	36.550	5/5/1995	24,011
Moore, Barbara C.	Central Office	37.500	2/23/2002	80,261
Morriss, Lila C.	Von Humboldt	34.950	2/9/2002	46,950
Nagasawa, Kazunori J.	Amundsen High	35.550	2/9/2002	45,999
Naylor, Willie A.	Region 5	34.150	2/23/2002	56,805
Nesbit, Lyneth	Price	25.900	3/9/2002	36,105
O'Neal-Reed, Ida M.	Corliss High	36.350	2/9/2002	48,410
Orman, Judith D.	Funston	46.450	3/9/2002	46,227
Pantelidakis, Peter G.	Juarez High	25.750	1/2/2002	22,666
Pokorni, Orysia	Falconer	12.000	2/9/2002	14,159
Pratt, Therese A.	Senn High	34.150	2/9/2002	45,043
Prince, Virginia	J. N. Thorp Elementary	30.300	2/9/2002	39,613
Pruitt, George	Robeson	34.150	4/5/2002	42,926
Pugh, Pernecie	Sojourner Truth	24.450	3/14/2002	53,595
Pulliam, Yvonne A.	Isabelle O'Keefe	20.150	1/12/2002	21,956
Rice-Woolfolk, Gloria J.	Faraday	36.100	2/9/2002	73,571

Name of Member	School or Final Status	Yrs of Service	Effective Date	Annual Pension
----------------	---------------------------	-------------------	-------------------	-------------------

Optional Service Retirement Pensions (continued)

Rico, George	Lane Tech	51.000	3/9/2002	45,173
Robinson, Laura M.	Bowen High	34.200	4/1/2002	47,590
Ryan, Carole A.	Edwards	24.050	3/9/2002	31,530
Santana, Ada A.	Funston	25.150	3/1/2002	25,631
Santiago, Carlos A.	Chase	7.900	5/21/2002	6,429
Saulsberry, Delores	Marquette	34.050	2/9/2002	46,644
Schlaggar, Sheila R.	Edison Regional	38.950	2/23/2002	73,714
Seymore, Doris T.	Williams	30.650	3/26/2002	28,105
Sherley, Viri A.	Shoop	27.400	2/9/2002	34,678
Smith, Mildred M.	Gage Park High	20.850	2/23/2002	34,135
Smith, Percy L.	Flower Voc.	35.450	3/23/2002	57,719
Spaletto, John J.	Murphy	36.000	2/23/2002	47,966
Sugar, Phylis C.	Bethune	34.350	2/9/2002	43,355
Thompson, Dianne M.	Ft. Dearborn	35.650	2/23/2002	47,458
Walker, Belvon	Frazier	26.400	8/1/2001	17,802
Wallace, Everlena	Foreman High	34.400	2/9/2002	53,690
Walters, Carol	Caldwell	43.650	2/9/2002	47,901
Weaver, Ira J.	Dunbar Voc.	36.350	2/9/2002	56,870
Wells-White, Eunice A.	Faraday	23.700	3/21/2002	19,114
Williams, Katy M.	Hayes	34.700	2/9/2002	51,226
Woodbury, Emma L.	Taft High	35.300	4/19/2002	43,440
Woods, Berneice L.	Doolittle West	41.100	2/9/2002	46,950
Woods, Katherine M.	Herbert	34.450	3/9/2002	45,173
Woods, Virgie L.	Woodlawn	34.600	2/9/2002	44,570
Wynne, Evelyn	Henry	6.850	3/12/2001	3,133
Yarbrough, Wilma B.	Dunbar Car. Acad.	35.550	2/9/2002	54,612
Young, Vera A.	Simeon Car. Acad.	34.500	2/9/2002	44,780

Disability Retirement Pensions

Carter, Alma	Von Humboldt	13.700	3/2/2002	\$17,298
Gilliam, Kathleen	Esmond	23.250	4/12/2002	28,598
Thomas, Elaine	Copernicus	29.050	2/23/2002	36,426
Valerugo, Virginia K.	Bunche	30.100	2/15/2002	41,548
Richardson, Leola	Kipling	30.500	5/1/2002	40,470

Reciprocal Retirement Pensions

Block, John G.	Former	5.000	3/1/2002	\$5,732
Bradley, Elaine	Juarez High	8.936	2/9/2002	10,272
Castro, Belia	Davis	11.678	2/9/2002	14,065
Cherry, Rosemary	M. Jackson	23.650	2/4/2002	29,233
Chwalisz, Joan L.	Marconi	13.889	12/29/2001	18,984
Driscoll, Judith A.	Citywide	8.250	1/25/2002	11,019
Farrell, Joyce L.	Former	5.000	4/22/2002	929
Green, Randall A.	College	13.750	4/9/2002	8,896
Green, Singleton	Jefferson	15.875	2/20/2002	21,939
Harris, Janet L.	Yale	17.481	2/23/2002	22,862
Heffner, Brenda H.	Former	20.894	3/1/2002	53,348

Name of Member	School or Final Status	Yrs of Service	Effective Date	Annual Pension
<i>Reciprocal Retirement Pensions (continued)</i>				
Lenz, Harriet C.	Dunne	9.650	1/9/2002	11,132
McHenry, Brenda W.	Park Manor	31.525	6/16/2001	42,963
Mendoza, Jane F.	Haugan	24.131	4/20/2002	35,287
Oklu, Clara	College	4.474	1/1/2002	9,854
Pillai, Jan K.	Hirsch High	29.300	9/12/2001	39,459
Scott, Ana D.	Otis	27.031	2/23/2002	33,894
Sheahan, James E.	Former	10.925	2/1/2002	14,532
Tadin, Camille	Former	2.400	1/1/2002	2,708

Survivors' Pensions

Allan, Nancy P. (Spouse of John C. Allan, deceased pensioner)		5.550	2/1/2002	\$1,477
Bell, Lucita J. (Spouse of George Bell, deceased pensioner)		31.000	4/1/2002	16,769
Bernacchi, Fred J. (Spouse of Viola P. Bernacchi, deceased pensioner)		25.300	3/1/2002	11,332
Brock, Wayman (Spouse of Gloria C. Brock, deceased pensioner)		31.450	3/1/2002	18,679
Burgeson, Janice (Spouse of James A. Burgeson, deceased pensioner)		14.000	1/1/2002	5,630
Chambers, Marie (Spouse of Porter L. Chambers, deceased pensioner)		38.000	4/1/2002	25,590
Cromaz, Geno (Spouse of Helan Cromaz, deceased pensioner)		17.050	3/1/2002	6,990
Heck, Alma M. (Spouse of Neal R. Heck, deceased pensioner)		15.000	3/1/2002	5,626
Humphrey, Jasmine (Minor of Paulett Kidd, deceased teacher)		14.550	10/5/2000	8,155
Jackson, Rodney S. (Spouse of Leola W. Jackson, deceased pensioner)		32.300	3/1/2002	15,821
Lesinski, Gina (Spouse of Irwin B. Lesinski, deceased pensioner)		33.863	1/1/2002	12,818
Lilek, Ellen M. (Spouse of Paul J. Lilek, deceased pensioner)		36.800	3/1/2002	18,499
Little, Jamilah (Spouse of Jamilah Little, deceased teacher)		15.650	6/25/1998	3,600
Long, Isabelle (Spouse of Ben Long, deceased pensioner)		31.455	2/1/2002	9,027
Marlin, Arthur L. (Spouse of Marjorie G. Marlin, deceased pensioner)		32.350	3/1/2002	14,571
Miller, Jane M. (Spouse of Harold G. Miller, deceased pensioner)		35.650	2/1/2002	16,352
Mitchell, Delora (Spouse of Marion Mitchell, deceased pensioner)		21.550	3/1/2002	8,263
Moore, Clare H. (Spouse of James F. Moore, deceased pensioner)		38.000	4/1/2002	42,374
Noonan, Mary P. (Spouse of Patrick D. Noonan, deceased pensioner)		39.350	3/1/2002	34,520
Norsworth, David (Spouse of Delores Norsworth, deceased teacher)		8.950	7/16/2001	4,800

Name of Member	School or Final Status	Yrs of Service	Effective Date	Annual Pension
<i>Survivors' Pensions (continued)</i>				
Norton, Vera <i>(Spouse of Vera Norton, deceased teacher)</i>		11.150	9/21/2001	5,143
Pappas, Diamond <i>(Spouse of Mary H. Pappas, deceased pensioner)</i>		28.850	4/1/2002	14,300
Parret-Johnson, Yvonne <i>(Spouse of Yvonne Parret Johnson, deceased teacher)</i>		15.800	11/25/2001	11,015
Pontikes, Helen <i>(Spouse of James J. Pontikes, deceased pensioner)</i>		38.000	4/1/2002	20,274
Richards, Emily M. <i>(Spouse of Eugene R. Richards, deceased pensioner)</i>		35.000	2/1/2002	21,351
Rothstein, Frances <i>(Spouse of Sidney J. Rothstein, deceased pensioner)</i>		35.300	3/1/2002	14,000
Sachs, Karen <i>(Spouse of Herbert L. Sachs, deceased pensioner)</i>		14.765	3/1/2002	10,546
Smith, Frances A. <i>(Spouse of John F. Smith, deceased pensioner)</i>		35.500	3/1/2002	23,182
Steffens, Natalie <i>(Spouse of Myron Steffens, deceased pensioner)</i>		29.550	1/1/2002	19,044
Tursman, Blanche L. <i>(Spouse of Donald L. Tursman, deceased pensioner)</i>		38.150	3/1/2002	19,748
Weinberg, Erica C. <i>(Spouse of Meyer Weinberg, deceased pensioner)</i>		20.975	3/1/2002	6,381
Wells, Roberta M. <i>(Spouse of Albert Wells, deceased pensioner)</i>		37.100	8/1/2001	18,442

Summary of Pensions Granted

Type of Pension	At This Meeting	Total Approved This Fiscal Year
Optional service retirement pensions	98	837
Reciprocal service retirement pensions	19	227
Disability retirement pensions	5	27
Duty disability retirement pensions	0	1
Survivors' pensions	32	180
Reversionary pensions	0	4

Cancellation of Pensions

The Committee on Claims and Service Credits reported that pursuant to the law, the pensions of the following persons were cancelled upon the date of attainment of legal age or under age 50. The Committee recommended that the cancellations shown below be confirmed and reported in the proceedings of this meeting.

Name	Reason	Type of Pension	Rate of Pension	Date Cancelled
Thompson, Muriel C.	Re-entry to service	Reciprocal	\$3,308.19	4/1/02
Vincent, Earl	Re-entry to service	Reciprocal	3,349.90	5/1/02

Additional Benefits to Pensioners Who Retired Under the 1993 Early Retirement Incentive Program

The Committee on Claims and Service Credits reported that House Bill 2157 (Public Act 92-0416) was passed by both houses of the Illinois General Assembly on May 31, 2001 and signed by the Governor on August 17, 2001. It provided for additional benefits to pensioner members who retired under the 1993 Early Retirement Incentive program offered by the Chicago Public Schools.

The Committee recommended that (1) these estimated payments be approved, (2) the records of the Fund be reflected accordingly, and (3) final computation and adjustments be made as soon as practicable.

Additional Benefits to 1993 5+5 Pensioners

ABE ITSUE S	\$ 4,896.16	ANDERSON MARY A	18,512.74
ABIERA ESTHER M	12,730.53	ANDRUSHKO ROMAN	5,616.50
ABRAMCHIK JANE	4,543.80	ANGELE ELIZABETH	5,754.78
ADAMS GARY C	26,204.05	ANGELOS GEORGE A	14,259.83
ADAMS JAMES A	6,024.62	ANTARAMIAN SARK	17,789.66
ADAMS JOAN S	12,975.74	ANTHONY MARY A	5,777.71
ADAMS SHIRLEY	13,797.88	ANTHONY OTHO	5,616.28
ADAMS YVONNE C	9,926.27	APPLE DELORES A	12,439.95
AHN YUMEE	19,328.87	AQUINO CARMEN L	2,285.61
ALAGNA AGOSTINO A	6,272.27	ARBURTHA MILDRED	3,105.24
ALAMAR ESTRELLA R	14,860.36	ARCEO SOCORRO T	10,896.33
ALARAJ MOHAMMED H	26,607.47	ARCHER JACQUELYN	18,671.59
ALDRICH-ANDERSON	5,333.89	AREGONI PAT G	14,351.38
ALEXAKOS CONSTANT	17,630.97	ARMSTEAD BEVERLY	7,404.12
ALEXANDER ANN L	11,688.84	ARMSTRONG ETHEL H	13,057.66
ALEXANDER JUANELL	23,866.49	ARMSTRONG MARJORI	14,721.93
ALFANO RUDOLPH	7,410.48	ARNOLD ANGELO B	18,483.84
ALFONSI JOY L	6,003.05	ARNOLD BETTY A	5,719.86
ALFORD NORMA D	34,265.81	ARNOLD SYLVIA	14,629.21
ALLEN CHESTINE P	4,060.10	ARONSON BERYL	11,943.75
ALLEN DORLA J	16,290.77	ARRINGTON DRED S	12,565.30
ALLEN FRANCES R	5,382.93	ARRINGTON HORACE	13,275.15
ALLEN HATTIE P	12,220.28	ARRINGTON MARIAN	11,826.23
ALLEN JEANETTE G	5,372.81	ARSHONSKY JERROLD	9,215.78
ALLEN JOSEPHINE	5,816.66	ARSHONSKY LARRY A	5,914.06
ALLEN KATHRYN LOU	12,027.73	ARVIA CARMEL A	6,641.82
ALLEN MILDRED	3,589.31	ASHFORD VONCELL L	4,934.90
ALLEN THEODORE M	5,616.28	ASHTON JOSEPH N	10,238.21
ALTEN CARYL R	18,186.84	ASKINS ELMER JR	5,616.28
ALTERIO FRANK V	5,995.85	AUSTIN VIVIAN	11,652.05
ALTMAN JEROME D	16,689.56	AVERHART ALICE F	12,466.45
ALVAREZ MARIA G	12,156.89	AVINA LESLIE E	5,849.97
AMBROGI JOAN M	12,285.10	AYLWARD JAMES	26,448.27
AMBROSIO ANTHONY	6,418.50	AYLWARD LEONA	18,186.67
ANDERSEN MARIE	80,109.20	AZUSMENDI ARMANDO	16,239.19
ANDERSEN THERESA	5,726.76	BABIK BARBARA	30,816.89
ANDERSON BARBARA	13,600.77	BABIK RICHARD	15,100.94
ANDERSON MARILYN	21,916.71	BABKA LORETTA J	12,913.56

Additional Benefits to 1993 5+5 Pensioners (continued)

BACHMAN JOHN E	5,382.93	BEARDSLEY MARION	11,232.73
BACON LOLITA S	6,880.72	BEATON BARBARA L	17,997.15
BADGLEY LAWRENCE	13,107.11	BECHINA JOSEPH M	7,637.17
BADNER ESTHER	13,514.48	BECHINA MARGARET	12,643.25
BAEZ ELVIRA L	11,029.87	BECKER LORENZ C	5,382.93
BAILEN MICHAEL L	27,700.70	BECKER LORETTA E	16,777.17
BAILEY ELVEAN T	32,714.19	BECKWITH MARY C	10,627.37
BAKER ETHELYN J	5,383.15	BEECHER AUDREY L	29,118.14
BAKER JUDITH L	30,622.43	BEECHER KEITH A	19,791.21
BAKER RITA J	11,345.14	BEIRNE CHARLES W	6,708.96
BALASKAS NICHOLAS	11,764.89	BELL EARLENE M	12,181.80
BALDWIN THERESA B	3,421.62	BELL LOUISEA T	10,711.66
BALL CHARLIE MAE	5,849.97	BELL NINA K	14,082.17
BALL RONALD A	13,660.35	BELOZ AUGUSTINE	3,751.25
BAN RICHARD J	6,867.33	BENFORD GLORIA M	5,383.15
BANCSI RUTH H	14,720.02	BENNETT MARLENE W	11,039.13
BANKS CONSTANCE J	10,270.28	BENSON MAGGIE L	4,801.40
BANKS MARY ANNE	12,585.24	BERAN EMIL A	5,849.97
BANSFIELD MARY S	12,966.79	BERGMANN RENETTE	5,666.78
BAPTISTE LOUIS C	14,288.52	BERKE EARL	3,218.36
BARANIAK MARY A	4,616.21	BERKSON NOEL C	13,436.21
BARBER BLANCHE	14,329.53	BERNAL JOSE	12,834.97
BARBER DALE	5,584.63	BERNDT BRUCE H	9,283.88
BARCLAY DOROTHY E	11,429.99	BERNERO JAMES	7,770.49
BARD MARILYN	19,900.15	BERNSTEIN SYLVIA	14,345.82
BARICH JOSEPH M	15,042.49	BERRY RITA J	24,349.18
BARKER AMOS F	12,657.02	BERSELL MARJORIE	9,944.89
BARKER JEWEL	14,955.70	BERTHA ADELL W	5,382.93
BARKER PHYLLIS	12,535.30	BERTHA CHAUNCEY L	6,815.26
BARKSDALE BARBARA	13,980.73	BERTHA HELEN M	13,536.87
BARNES DORIS H	7,977.20	BERTSOS KANELA	6,079.72
BARNES RUBY L	10,219.88	BESS ELLIEN	11,684.80
BARNES SYMIRIA P	14,476.24	BETENSLEY RAE L	9,642.56
BARNETT AUSTIN E	13,188.40	BETHIG MERRITT L	5,382.93
BARNETT MARJORIE	5,382.93	BEZLER GEORGE	5,849.47
BARRETT LILLIAN	14,069.54	BIALKA RICHARD J	6,011.92
BARRY ELAINE G	11,404.57	BIANCHI ATHENA	13,900.63
BARRY PATRICIA A	11,632.43	BICKETT ANNE	12,919.81
BART HELLE	18,717.64	BIERNAT PATRICIA	15,107.57
BARTELS GERALDINE	5,569.11	BILLISH RICHARD	5,849.97
BASKES NORMAN P	5,382.93	BILLUPS ERNEST C	8,631.75
BASS ALVIN H	21,995.53	BISHOP AMELIA M	3,975.53
BASS RICHARD L	13,437.27	BJANKINI JURAJ E	5,382.93
BASSINDALE JEAN C	10,908.79	BLACK EVELYN L	11,779.15
BATTIEST BETTIE J	5,382.93	BLACKBURN FELTON	6,023.07
BATT'S ESSIE W	5,892.68	BLACKFORD RONALD	6,747.25
BAUGH WARREN T	14,717.61	BLACKMAN JAMES C	14,363.62
BAUMANN EDMUND O	5,966.06	BLAIR JAMES A	13,657.75
BEARD BARNEY JR	9,129.27	BLAKE BETTY J	8,969.60
BEARD JOHN W	14,419.34	BLAKE JOAN M	13,579.52
BEARDEN PATRICIA	28,941.86	BLANCHARD MARIE	12,369.37

Additional Benefits to 1993 5+5 Pensioners (continued)

BLANES LUIS A.....	24,590.74	BREITENREITER DON	5,383.15
BLAYLOCK GERALD R.....	14,352.84	BRENDEL DOLORES	10,955.08
BLEIZEFFER BERNAD	10,822.01	BRENNAN THERESE J.....	14,639.97
BLESSING MARY L.....	13,733.33	BRENTINE ANDREW J.....	13,467.59
BLOCK MARION M.....	10,865.22	BREWER WILLIAM C.....	13,683.23
BLOOM FRANCINE F.....	27,509.97	BRISCOE NANCY J.....	4,609.34
BODDIE OLLIE T JR.....	12,794.91	BROCK GLORIA C.....	14,350.45
BOISVERT MARGARET.....	5,699.31	BROCK MARY B.....	22,447.04
BOLDEN CLARA R.....	6,726.11	BROCK VIRGINIA L.....	8,596.23
BOLIN JEANNE W.....	13,495.26	BRODERICK ANNE M.....	12,975.88
BOLTON FLORENCE B.....	14,306.39	BRODERICK JOHN J.....	7,217.56
BOMER ANNIE L.....	12,845.79	BROECKL NANCY R.....	6,928.23
BONDURANT CHARLES.....	14,351.65	BROMLEY LAWRENCE.....	5,953.38
BONNER L T.....	5,383.15	BROMS ANITA E.....	5,292.41
BOOKER ORA M.....	5,616.28	BRONNER RUBY L.....	12,199.14
BOONE CLIFTON R.....	21,470.54	BRONSWICK SAM.....	13,727.42
BOONE VERMA D.....	6,036.84	BROOKS DIANE V.....	14,269.17
BORDE ARLENE.....	6,462.66	BROOKS JAMES N.....	20,403.50
BORG ELIZABETH J.....	11,153.18	BROOKS STAUNTON J.....	18,330.53
BORIL BARBARA L.....	10,155.40	BROTHERS DOROTHY.....	12,563.04
BOROS WILLIAM B.....	5,382.93	BROTSOS ADELINE Z.....	13,232.07
BOSCIA JOAN C.....	4,253.30	BROWDY BARBARA K.....	14,140.32
BOTTOM ROSE D.....	6,753.38	BROWN ANNIE LEE.....	5,884.55
BOURKE MARGARET O.....	5,616.50	BROWN EVA J.....	14,717.75
BOWE BARBARA L.....	6,032.64	BROWN GLADYS B.....	13,000.95
BOWEN AVELTON G.....	12,023.00	BROWN JANIE MAE.....	12,530.00
BOWEN HAROLD F JR.....	13,281.35	BROWN MARGOANN T.....	32,887.94
BOWEN MARIANNA.....	15,212.97	BROWN MARY A.....	6,054.25
BOWMAN LAURA.....	11,658.55	BROWN MELVERLINE.....	5,868.76
BOWSER-HOWARD ETT.....	20,332.27	BROWN PEARL T.....	14,166.03
BOYAN LOUIS.....	19,490.51	BROWN RHODA A.....	13,667.06
BOYD WARDELL.....	20,909.37	BROWN ROBERT M.....	5,864.14
BOYKIN VIVIAN H.....	3,595.87	BROWN WAYNE T.....	6,016.13
BRADFORD HELEN E.....	5,616.47	BROWN WILLIE JR.....	5,849.97
BRADLEY RICHARD.....	8,224.34	BRoyLS EUGENE F.....	14,684.32
BRADY SHARLANNE.....	14,381.42	BROYLS NANCILLE M.....	21,372.67
BRAGG BOBBIE J.....	13,760.75	BRUCE GEORGE L.....	14,203.61
BRAHOS HELEN T.....	6,056.97	BRYANT EARL.....	10,092.75
BRAJE TERENCE J.....	3,076.16	BRYANT FLORENCE L.....	18,887.94
BRAKE HILDA M.....	20,971.29	BRYANT FLORENCE W.....	27,152.08
BRAMSON ELEANOR D.....	20,366.79	BRYANT MAMIE H.....	5,849.97
BRANCH ESSIE G.....	5,849.97	BRYANT PRESTON.....	10,573.61
BRANCH RAMONA G.....	12,564.84	BRYANT ROSA J.....	5,365.17
BRANSON DAISY S.....	14,752.27	BUCCELLATO JEAN D.....	6,998.39
BRANSON JOHNNY W.....	32,264.13	BUCHMAN DOROTHY K.....	11,227.95
BRASSEL ROOSEVELT.....	15,936.39	BUCKLEY JANE E.....	14,350.91
BRATSOLIAS THEODO.....	12,498.48	BUCKNEY PATRICIA.....	18,246.21
BRAZIER LEROY W.....	10,001.37	BUDOW ELIZABETH A.....	12,720.67
BRAZIER MARY M.....	5,684.08	BUDZIK RICHARD S.....	15,500.93
BRAZIL ROBERT D.....	22,696.38	BUERGEL JERALD T.....	14,990.45
BRDAR RITA M.....	2,266.88	BUETOW KENNETH H.....	13,074.51

Additional Benefits to 1993 5+5 Pensioners (continued)

BULMASH BARBARA S	26,493.87	CAPPS CHARLES C.....	3,387.53
BUNDLEY WILMA R	5,849.97	CAREY JOAN B.....	11,646.55
BUNNELL JEANNE L.....	13,264.45	CARLIG DAVID A	24,194.74
BURCH RALPH	11,253.76	CARLIN MARY B.....	13,933.04
BURDICK MARYJEAN.....	5,382.93	CARLSON ROGER	6,840.22
BURES ROBERT F.....	17,780.06	CARNEY JACK D.....	32,450.92
BURFORD EDITH R	14,022.78	CARPENTER C D.....	9,207.49
BURGESS PATRICIA	6,541.72	CARPENTER JOSETTE	17,496.56
BURGEST ETHEL S.....	7,148.12	CARPENTER JOSIE M.....	11,418.39
BURKE ALICE M	11,091.48	CARPENTER PETER M.....	23,026.82
BURKE SUZANNE M	13,327.72	CARR IVORY SR	17,468.11
BURKS GLORIA L	32,918.21	CARROLL CHARLES E.....	11,359.01
BURMEISTER ARLENE.....	13,718.54	CARROLL RICHARD P.....	3,161.76
BURNS PATRICIA A	3,595.87	CARRUTHERS DOROTH	6,030.12
BURNS THERESE M.....	14,775.43	CARTER EDWARD L	17,020.52
BURTON BETHEL J	25,045.67	CARTER EVA T.....	13,738.37
BURTON HATTIE E	4,560.71	CARTER JEANETTE.....	10,087.50
BURTON LORRAINE R.....	13,717.86	CARTWRIGHT NAOMI.....	18,233.94
BUSCAGLIA ANGELO.....	14,559.26	CARTY RAYMOND J.....	7,019.50
BUSETTO ELIZABETH.....	7,025.56	CARUSO FRANK A.....	6,151.01
BUSHNELL WILLIAM.....	7,329.39	CASALE FRANCINE A.....	8,219.13
BUSSE CHARLES A.....	6,169.90	CASHAW CHARLES E.....	17,734.28
BUSTAMANTE ANTONI.....	12,259.22	CASIERI ELIZABETH.....	6,068.73
BUTLER EVA S.....	10,777.36	CASTORI CHARLINE.....	6,820.40
BUTLER GEORGE M.....	8,541.06	CATANIA THOMAS F.....	12,157.21
BUTLER RUTH.....	3,385.26	CATANZARO JOSEPH.....	8,014.79
BUTLER STEPHANIE.....	12,181.71	CATER ROBERT.....	5,810.90
BYER FLORENCE Y.....	12,479.77	CATHAMER CAROL M.....	6,016.06
BYERLY KAREN P.....	15,352.00	CAVENS ELSIE C.....	13,223.01
BYRD MARION L	14,851.20	CHAMBERS ELEANOR.....	14,237.75
CAESAR BERTHA L	14,001.62	CHANG JUANA C.....	13,227.03
CAFASSO LOUISE M.....	15,380.31	CHAPMAN JACQUELYN.....	6,063.24
CAHILL FRANK J	16,078.08	CHAPMAN ROBERTA A	20,347.53
CAITHAMER TONY	5,383.15	CHAPMAN WARREN C.....	4,228.80
CAJANDIG CATHERIN	5,849.97	CHAPPERON MATTHEW.....	13,827.87
CALABRESE MICHAEL.....	3,969.68	CHARLES HAROLD E.....	14,757.03
CALDWELL ALMORA L.....	35,095.92	CHEMERS VERONICA.....	6,067.51
CALEP OLLIE Y	11,408.07	CHENELLE JUNE M.....	7,494.07
CALLAHAN JOHN J.....	14,381.54	CHERIS JUDY.....	6,079.77
CAMMALLARIE MIRIA	10,857.91	CHICO CARMEN.....	11,035.94
CAMPBELL ANNIE P.....	6,068.52	CHILDRESS JEANETT.....	6,690.43
CAMPBELL BARBARA.....	11,228.67	CHIRI GABRIEL.....	5,383.00
CAMPBELL CLAIRE.....	10,776.83	CHMELINA JOHN J.....	61,339.83
CAMPBELL JEANY	5,382.93	CICHANTK ELAINE F.....	22,648.20
CAMPBELL MAMIE D.....	12,734.66	CIESLA MARY A	15,107.67
CAMPER LORRAINE M.....	13,716.32	CIESLIK MARY L	14,500.53
CANELIS NANCY G.....	13,050.44	CIMINO AUDREY R.....	13,694.46
CANN EDITH P.....	4,569.46	CLAIBORNE CLIFFOR.....	7,363.47
CANNON MARGUERITE.....	3,751.11	CLAIR LORETTA M.....	4,602.94
CANO URSULA G.....	8,471.62	CLARK DOROTHY E.....	12,687.09
CANTARELLI PASQUA.....	31,226.98	CLARK ELLA MAE.....	5,788.27

Additional Benefits to 1993 5+5 Pensioners (continued)

CLARK FRANCES J.....	5,616.50	COUPET JOSEPH A.....	11,063.39
CLARK ROSALIE.....	5,383.22	COURTNEY JERRY D.....	38,977.78
CLARKE MARYIRENE.....	14,957.93	COUTINHO BERYL V.....	20,270.32
CLAUSON LYNN D.....	21,211.66	COX LILLIE WALKER.....	14,961.74
CLAYTON WILLIS.....	15,885.41	COYNE ANNE S.....	18,397.23
CLEMENT WILLIAM W.....	14,955.64	CRAFT BETTY J.....	6,070.89
CLESCERI PATRICIA.....	16,396.21	CRAIG EDGAR H.....	4,442.49
CLEVELAND FANNIE.....	5,983.29	CRAIG JOHN W.....	5,286.68
CLIMACK ANDREA.....	12,859.21	CRAWFORD EUGENE.....	12,211.07
COAKLEY DANIEL J.....	29,209.05	CRAWFORD JACQUELY.....	25,570.57
COATES PATRICIA J.....	14,473.89	CREAN MARYLOU.....	5,416.81
COBB FLORA J.....	26,131.12	CRESCENZO JEAN M.....	6,100.98
COCHRANE RITA C.....	13,478.77	CRIST ARTHUR C.....	26,081.68
COHAN IRENE E.....	13,684.91	CRITTENDON CORDY.....	5,432.13
COHEN JUDITH R.....	7,804.21	CRITTENDON JUNE A.....	3,900.95
COLBY LORETTA.....	6,012.82	CROCKETT ARTHUR.....	13,386.18
COLDEBELLA EDITH.....	12,455.36	CROCKETT DAVID J.....	32,320.10
COLEMAN VICTOR W.....	11,994.77	CROSS IDA E.....	15,396.12
COLEMON MARY E.....	12,817.08	CROWDER SAM.....	5,616.43
COLLIAS CHRISTOPH.....	3,358.25	CUELLER ARTHUR.....	17,994.30
COLLINS BETTY J.....	14,898.17	CUMMINGS JANICE.....	31,344.54
COLLINS ELIZABETH.....	21,979.78	CUMMINGS NARCISSA.....	5,296.66
COLLINS JOAN M.....	15,191.27	CUNNINGHAM ANNE J.....	11,843.03
COLLINS JOHN J.....	5,849.68	CUNNINGHAM CHRIS.....	5,849.97
COLLINS LILLIAN.....	8,447.69	CUNNINGHAM JAMES.....	8,077.07
COLLINS LIONEL B.....	15,014.86	CYRUS THEOPOLIS.....	15,386.64
COLLUM ROSIE L.....	14,682.40	CYSEWSKI TESSIE M.....	11,793.90
COLLYMORE ARETAS.....	68,901.46	CZYZEWSKI HELEN J.....	12,530.71
COLODNY IRENE.....	14,956.28	DABNEY ADOLPHUS.....	4,064.30
CONFORTI ROSEMARY.....	13,479.05	DAHL ARTHUR H.....	6,481.08
CONLEY JOYCE.....	8,053.26	DAHLGREEN CHARLES.....	5,382.93
CONLON MARGARET F.....	6,226.89	DAIGRE BRENDA B.....	29,736.54
CONNELLY ANN D.....	12,236.74	DALUGA MARLENE.....	20,344.51
CONNOR ELIZABETH.....	11,944.91	DANCY JAMES E.....	5,840.44
CONROY DOROTHY A.....	19,181.32	DANIELS ELYSSE A.....	13,596.96
CONROY JOAN M.....	6,014.44	DANIELS M MARTE.....	16,929.83
COONS EVELYN B.....	5,264.47	DANIS CAROL G.....	5,383.07
COOPER MERLE.....	12,417.00	DANTZLER FRANK.....	10,371.18
COOPER SHAYNE A.....	12,228.29	DANZY MARILYN R.....	4,955.53
COOPER VIRGINIA B.....	4,870.15	DARBY JAMES C.....	10,963.15
CORBERT BARBARA L.....	17,823.59	DATTILO RICHARD A.....	20,241.99
CORBOY JOHN E.....	35,781.51	DAVIS CLYDE F.....	21,937.54
CORCORAN JAMES H.....	7,462.88	DAVIS GERTRUDE M.....	7,008.26
CORCORAN MARY G.....	6,081.60	DAVIS HERMAN E.....	6,836.85
CORCORAN THOMAS J.....	19,953.30	DAVIS JOHN E.....	16,432.26
CORONADO ROLAND.....	11,337.55	DAVIS LEAUTRY.....	13,315.09
CORR MARTHA W.....	10,102.50	DAVIS MARY ETTA.....	11,353.88
COSGROVE MARY D.....	13,511.42	DAVIS RUBY B.....	13,996.51
COSTE MARY E.....	11,313.82	DAVIS WALTON JR.....	53,709.82
COSTELLO SHIRLEY.....	31,745.47	DAVIS-SAMS LAVERN.....	16,137.85
COUNCIL BENNIE E.....	15,133.07	DAWSON PATRICK J.....	6,946.03

Additional Benefits to 1993 5+5 Pensioners (continued)

DE PAUL YOLANDA C.....	6,174.72	DOVERSBERGER ROBE.....	11,771.39
DECKER KAREN M.....	80,301.63	DOXAS EUGENIA S.....	11,344.17
DEFRANK ROSANNE M.....	14,293.53	DOYLE SYLVIA L.....	31,939.50
DEGREGORIO DOUGLA.....	26,384.62	DOZIER JOSEPHINE.....	17,091.65
DEIKE CAROLYN M.....	12,971.49	DRAIN MAUREEN F.....	12,198.49
DEJESUS CRUZ.....	8,904.38	DRAKE ANA L.....	22,312.63
DELANEY OZELMA B.....	11,559.92	DRAKE ANTHONY F.....	9,989.56
DELICH JUNE G.....	13,112.54	DRAVILLAS CEONA K.....	11,119.37
DELNERO JOHN A.....	6,445.17	DRAWS JOHN A.....	59,857.21
DEMAERTELAERE BRU.....	13,235.63	DRAZNIN FLORENCE.....	13,294.12
DEMZYK JOHN.....	14,962.42	DREW DONALD E.....	33,840.67
DEMPSEY MARY LOU.....	12,259.17	DRISH JUANITA.....	13,693.39
DENBY BARBARA J.....	5,924.85	DROGULA VIRGINIA.....	24,047.29
DENNIS GARDENIA R.....	16,705.14	DRUECK LORE M.....	12,862.77
DENNIS GLADYS C.....	5,526.01	DUBOSE JEANNE L.....	15,125.79
DENYE MOLLIE B.....	5,678.75	DUCEY DORIS M.....	13,684.76
DEPAUL CONSTANCE.....	9,328.69	DUCHOSSOIS KATHLE.....	15,171.90
DERVIN EDITH.....	30,391.31	DUDECK JUNE C.....	13,683.17
DESINOR BARBARA A.....	31,262.42	DUDLEY THELMA S.....	5,383.15
DESVIGNES GWENDOL.....	9,698.51	DUNBAR CARLOTTA J.....	5,382.93
DEVENEY EMILY S.....	5,383.15	DUNCAN VERNON B.....	5,938.46
DEYOUNG FAY D.....	11,017.21	DUNIGAN SHARON D.....	10,712.32
DIAZ CARMEN F.....	5,817.02	DUNLOP ERMA J.....	3,141.24
DIAZ HILDA M.....	10,455.26	DUNN JOHN E.....	7,036.65
DIETZ-BIERMAN PHY.....	13,391.32	DUNNELL OTELIA H.....	12,951.43
DIGIOVANNI MICHAEL.....	13,171.49	DWY MARJORIE A.....	13,232.39
DILLON HELEN S.....	13,087.20	DWYER DENISE G.....	20,673.30
DIONESOTES DIANA.....	14,241.92	DYOKAS MARY C.....	29,265.09
DIXON CHARLEAN.....	27,929.88	DYRA FRANCIS J JR.....	5,849.91
DIXON JOAN A.....	18,689.76	DYSON JUANITA C.....	14,479.48
DIXON YVONNE J.....	6,078.14	EASLEY CARRIE M.....	15,169.77
DOCKETT GENE A.....	8,336.87	EASTERLING RUBY J.....	12,228.29
DODD KATHLEEN M.....	13,351.44	EBSTER THERESA.....	13,689.16
DOGAN OLGA E.....	16,703.68	ECHOLS REBIE W.....	6,895.92
DOLAN JEAN R.....	12,212.54	ECKHOLM-MURPHY JO.....	29,803.54
DOLAN TED.....	11,858.77	ECTON JEWEL A.....	12,580.04
DOLGIN JOANNA L.....	12,068.96	EDELSON ROSE A.....	13,641.23
DOMBROWSKI PAUL J.....	6,721.75	EDER DOLORES M.....	20,373.40
DOMINE PATRICIA E.....	13,827.51	EDWARDS ETHEL L.....	5,379.57
DOMINGUEZ RICARDO.....	17,191.05	EDWARDS JACQUELIN.....	5,214.55
DOMPKE MAEBELLE.....	5,382.93	EDWARDS JOSEPH.....	4,810.37
DONAHOO JUDY E.....	25,808.04	EDWARDS LILLIE H.....	14,191.27
DONALD JACQUELINE.....	13,019.01	EDWARDS NATHANIEL.....	10,981.34
DONATELLI ANNA MA.....	13,914.59	EDWARDS PHYLLIS B.....	5,383.15
DONELSON ANNIE R.....	13,296.78	EISENBERG ROBERTA.....	12,260.45
DONOVAN DOROTHY R.....	13,198.11	EISENSTADT MILDRE.....	14,933.27
DOOLEY JOSEPH W.....	13,535.16	EISENSTEIN ESTHER.....	12,926.81
DORAN CHRISTINE.....	20,001.78	EISNER RHODA C.....	24,596.14
DORAN RAYMOND J.....	5,667.13	ELAM SALLY A.....	7,193.72
DOROCIAC LINDA.....	14,062.37	ELEDER ELDRED J.....	17,626.48
DOTSON VERA E.....	12,722.50	ELIAS SHARON.....	33,115.86

Additional Benefits to 1993 5+5 Pensioners (continued)

ELLIOTT DIANE E.....	5,849.97	FINNEGAN SALLY R.....	12,458.69
ELLIS BARBARA J.....	14,928.19	FINNEGAN THOMAS M.....	9,076.22
ELLIS-HAWKINS ANN.....	16,761.56	FITZGERALD MARILY.....	13,016.72
ENGELMANN SYLVIA.....	5,382.93	FITZGERALD MERCED.....	5,616.28
ENGLISH JAMI D.....	6,168.17	FITZPATRICK HELEN.....	5,382.93
ENGLISH SAM.....	6,029.95	FITZSIMONS PATRIC.....	5,374.41
ENGLISH WILLIAM A.....	16,839.50	FLEISHER GENE M.....	14,494.65
ENGSTROM JAMES G.....	25,332.38	FLEMING PATRICIA.....	6,763.06
ERB JOAN F.....	11,175.63	FLORES ANA E.....	3,958.71
ERICKSON JON L.....	25,175.73	FLUCKE FRANCES M.....	5,355.06
ERLING BRUCE R.....	33,593.83	FLUKER SARA W.....	14,260.04
ERNST MARY L.....	5,603.87	FLYNN DOROTHY P.....	6,170.62
ESPINA MARIE C.....	11,575.49	FOBS LOLA B.....	12,745.53
ESTERON ZENAIDA A.....	9,601.12	FOLEY LOESTHER H.....	20,999.21
EUGENE MARY C.....	5,849.97	FORD ESTHER M.....	18,890.14
EVAN ELIZABETH A.....	8,072.58	FORD LEE O.....	11,642.62
EVANS DORIS S.....	14,255.95	FORD MELVIN S.....	16,036.12
EVANS IMOGENE.....	14,174.27	FORD PAUL R.....	8,359.63
EVANS IONA A.....	13,469.77	FORD PHILIP.....	19,686.61
EVANS LAVERNE J.....	15,125.25	FORDE BRIDGET T.....	7,881.49
EVANS MARGO M.....	15,816.75	FOREST HELEN M.....	5,616.28
EVANS MARY L.....	17,076.60	FORTIER FRANCES D.....	12,713.23
EVANS THOMAS W.....	66,565.22	FOSTER JOHN D.....	4,058.16
EVERETT CHRISTINE.....	8,046.51	FOSTER WILLIAM.....	20,543.71
EVERETT MARION L.....	14,692.95	FOUCHER MARCELLA.....	8,433.36
FAERMARK JAY.....	26,647.75	FOUNTAIN RUBY.....	12,816.38
FAGAN HOLLEY H.....	5,616.28	FOWLER CARL.....	22,365.78
FAHERTY CLARE E.....	11,826.43	FOX BEVERLY L.....	12,302.57
FAIRBAIRN JOYCE E.....	14,650.94	FOX MARILYN A.....	12,151.54
FALK JAMES R.....	15,978.44	FOX MARTHA.....	13,671.20
FANGMAN THOMAS J.....	16,368.55	FRANCIS TIM.....	6,329.35
FARAH ABDEL A.....	5,925.76	FRANCKOWIAK JEAN.....	14,985.43
FARANO GREGORY G.....	7,204.28	FRANKE STEPHANIE.....	21,813.40
FARNAN MARY T.....	5,383.15	FRANKLIN ERNESTIN.....	5,917.10
FARON NANCY L.....	25,336.75	FRANKLIN GROVER.....	34,144.70
FARWICK DIANE.....	20,802.79	FRANKLIN JOYCE H.....	20,721.37
FASHINGBAUER ELIZ.....	19,251.14	FRANKLIN SYLVIA A.....	3,903.80
FAULKNER BERNICE.....	6,204.05	FRANKS MIRIAM K.....	6,100.44
FAY MARY M.....	6,018.78	FRAZIN SHARON.....	13,245.09
FEALEY JAMES F.....	6,067.73	FREDDIE BROOKS.....	13,462.75
FEELEY THOMAS M J.....	5,457.72	FREDRICK RONALD E.....	13,182.76
FEFER SYLVIA.....	15,071.25	FREELON JOE W.....	5,849.97
FEISCHL CATHERINE.....	5,357.02	FREEMAN ANNIE.....	21,621.71
FEKETE GERALDINE.....	4,170.80	FREEMAN LAWRENCE.....	12,981.44
FENLON ELAINE C.....	32,501.76	FREEMAN LINNIE D.....	13,518.64
FERGUSON BERNICE.....	5,382.93	FRELK MARY J.....	14,824.59
FERNANDEZ SONIA M.....	16,132.97	FRELK RONALD P.....	6,717.46
FERRICK VERONICA.....	4,663.13	FRENCH NANCY K.....	15,182.13
FINE MARILYN.....	13,009.62	FREY ANDREW.....	4,973.13
FINK IRWIN C.....	16,498.92	FRIEDMAN DORIS M.....	5,382.93
FINKEL MURIEL.....	10,457.59	FRIEDMAN MARIANNE.....	9,603.64

Additional Benefits to 1993 5+5 Pensioners (continued)

FRIEND RICHARD P	13,518.64	GLADNEY VELMA.....	14,142.76
FROHLICH DOLORES	3,529.83	GLASS JEROME J	10,188.33
FUJII LOUISA A	5,874.39	GLATZ THEODORE R	26,768.88
FUKUDA AYAKO	13,238.70	GLAVANOVITS ARLEN.....	5,383.22
FULBRIGHT THERESA.....	5,849.90	GLENN OLGA L.....	6,076.94
FULCO JOSEPH S	16,097.94	GLOVER SHARON B	12,467.56
FULFORD CHRISTINE.....	15,050.46	GLOWACKI EUGENIA	5,491.50
FULGHAM GEORGE H.....	18,526.00	GOEL PUSHPA	10,746.53
FULLER PATRICIA J.....	5,819.14	GOINS WILLIAM J.....	13,436.21
FURMAN BENJAMIN F.....	19,975.49	GOLD RUTH	13,343.93
GABBARD MAX C.....	5,367.86	GOLDBERG THEODORE.....	4,195.71
GAJIC RANKA P	9,242.86	GOLDIN ZELDA	5,790.01
GALIK JOHN	11,809.60	GOLDMAN FRED D	12,745.53
GALLAGHER BEVERLY.....	15,206.50	GOLDMAN SYRIL ANN.....	11,225.60
GAMBLA ROSEMARY	6,072.03	GOLDSTEIN ARLEEN	12,843.36
GAMM BONNIE LOU.....	13,574.45	GOLLMAN RONNA	27,362.88
GARB GABRIELLE.....	7,142.71	GONZALEZ ESTHER M.....	12,988.47
GARCIA ANGEL	14,145.21	GONZALEZ GRACE	14,077.50
GARCIA MARIA R.....	12,813.84	GONZALEZ RUTH F.....	9,242.83
GARDNER BERNICE E	5,651.15	GONZALEZ-SARRAIN.....	12,911.76
GARDNER CORNIE M	8,760.82	GOODRUM ALICE H	13,398.03
GARRETT LOIS J	6,069.72	GOODRUM CHARLES	8,342.23
GARRETT MARGARET.....	5,616.28	GOODWIN ANNIE M.....	9,963.61
GASPARINI FELIA	18,049.35	GORDON BARBARA L	7,646.10
GATTORNA LOUIS A	7,212.14	GORDON ESTHER F.....	5,934.63
GAULKE MARY JANE.....	14,316.06	GRAJDURA FLORENCE.....	12,876.27
GAVIN ROBERT P	13,647.86	GRANT ANN L	10,926.75
GAY AGNES I	11,672.50	GRASSO RAQUEL V.....	16,234.60
GAY MARY A	13,728.92	GRAUDINS JURIS	39,477.06
GEHRKE DONALD A	31,966.30	GRAUPERA ARMAND A	17,934.35
GEHRMAN JANICE M.....	12,459.78	GREANEY DONALD E.....	15,135.01
GELFOND ROBERT E.....	5,386.98	GREEN EUNICE M	7,020.90
GEORGE EUNICE A	9,338.35	GREEN MILTON V.....	11,796.16
GERAGE LEONARD P.....	24,220.74	GREEN ROSA L	13,392.05
GERAGHTY EILEEN J.....	11,419.80	GREENBERG KENNETH	13,467.39
GERAGHTY GWENDOLY	6,458.02	GREENBLATT JOANN	21,654.35
GERSHMAN BERNARD.....	5,849.97	GREENE BEATRICE	14,202.08
GIANNETTI DONALD.....	5,849.97	GREENLAW ROBERTA	5,383.15
GIANNI ARLENE S	20,280.88	GRENNON MARY J	8,822.36
GIBBONS WILLIAM M	30,237.88	GRIDER KATHERINE.....	11,937.29
GIBBS LILLIAN I	6,830.93	GRIFFIN DONALD T	13,518.40
GIBSON JOHN O	9,380.28	GRIFFIN MARY F	4,088.31
GILBERT RUTH.....	11,334.84	GRIFFIN WILLIE F	23,159.75
GILFORD SUZANNE E.....	13,347.16	GRIFFITH HUIE	11,405.63
GILHOOLY PATRICK	41,254.35	GRINNARD BERTHA M.....	13,380.96
GILL FREDERICK	28,546.09	GRIPPA BETTY M.....	5,371.75
GILLIAM AUDREY B	4,737.15	GRIZZARD ARNOLD L.....	13,984.85
GILLIAM VIVIAN E.....	13,501.90	GROBNER FRANK E.....	5,543.86
GILLIES RICHARD A	5,998.28	GROCH DOLORES J	14,229.29
GILMORE CHARLOTTE	26,663.24	GRONER RUTH	13,020.52
GISE RETZA D	11,675.87	GROSCHE ANTHONY R.....	15,479.00

Additional Benefits to 1993 5+5 Pensioners (continued)

GROVE OTIS G JR.....	6,380.19	HARTMANN LEONA M.....	5,382.93
GROVER ESTHER B.....	14,066.97	HARTOONIAN WALTER.....	23,904.85
GRUENBERG RENA K.....	5,961.89	HASTY MARY L.....	11,826.34
GUADARRAMA LOUIS.....	30,341.57	HAUGH ANNE MARIE.....	8,463.26
GUARDI CARMELLA.....	21,318.35	HAUGSNES JACK.....	13,165.82
GUARE EDWARD.....	14,602.56	HAYES ALONZO D.....	13,330.36
GUERRA GUILLERMO.....	12,505.73	HAYES BAMA J.....	5,383.15
GUIDE BETTY W.....	13,085.09	HAYES JOYCE K.....	17,152.89
GUIDICE ROGER S J.....	4,432.37	HEALD SHARON V.....	21,271.61
GUSTKE PAUL H.....	5,060.61	HEALEY CATHELEEN.....	11,994.90
GUTEKANST MARGUER.....	12,302.73	HEANEY JEANNE A.....	13,320.86
GUTSELL IRENE.....	30,730.72	HEARD BARBARA ANN.....	12,943.33
GUTSTEIN JUDITH B.....	4,364.81	HEGARTY CAROLE T.....	13,702.69
GUZMAN LIDIA.....	7,892.21	HEGWOOD EVA LUE.....	30,581.53
HAGEMANN MAVIS C.....	7,118.77	HEISTAD WALLACE O.....	6,050.40
HAILA RICHARD L.....	16,267.32	HELLMER EILEEN D.....	12,477.61
HAIRLICH MICHAEL.....	5,605.18	HELM LUKE H.....	33,250.91
HALEY JOHN B.....	5,924.85	HEMINOVER LILLIAN.....	11,713.00
HALEY JOSEPH H.....	3,904.91	HEMPHILL GLORIA O.....	6,743.06
HALL COLLEEN W.....	11,858.56	HENDERSON ISABEL.....	13,642.25
HALL JUDITH A.....	16,872.24	HENDERSON KATHRYN.....	5,688.95
HAMILTON PHILLIP.....	5,687.65	HENDERSON PATRICI.....	27,803.09
HAMILTON VIRGINIA.....	11,900.61	HENDERSON TEMPIE.....	7,700.40
HAMILTON ZENOBIA.....	19,747.79	HENDRICKS MARY L.....	14,277.73
HAMPTON JOAN B.....	6,023.13	HENIADES RUBY.....	14,082.00
HANDLER BARBARA L.....	13,867.96	HENNINGTON SHIRLE.....	5,616.50
HANLEY CHARLOTTE.....	13,404.06	HENSEL LORRAINE.....	10,087.57
HANLON PATRICIA A.....	15,042.83	HENSLEE GWENETH H.....	10,653.22
HANNAN LOIS E.....	11,487.26	HENSON MARY LOU.....	14,283.37
HANSEN GEORGIA.....	14,706.46	HERMANSEN HELEN.....	13,694.75
HARAN WILLIAM J.....	7,860.67	HERMEIER RICHARD.....	10,708.22
HARDAWAY EUGENIA.....	12,045.39	HERNQUIST DOROTHY.....	5,616.32
HARPER SARAH H.....	27,510.84	HERRICK GLORIA H.....	6,080.86
HARRINGTON BERNAR.....	7,274.22	HERRON JEAN.....	9,226.36
HARRINGTON CHRIST.....	31,053.73	HERSCHANDER JOSEP.....	29,192.87
HARRINGTON ELIZAB.....	15,494.58	HERZOG SHARON.....	11,346.11
HARRIS CARL D.....	11,345.49	HESTER CATHERINE.....	5,788.06
HARRIS EARL G JR.....	10,541.28	HEUMAN JEANETTE K.....	6,006.00
HARRIS FRED P.....	5,018.74	HEWING ANNA B.....	12,466.76
HARRIS GERTRUDE L.....	31,319.38	HEWITT HELEN J.....	23,307.25
HARRIS JAMIE L.....	9,354.17	HICKEY BARBARA C.....	6,082.56
HARRIS MARION R.....	11,415.04	HICKS ARMENTRA.....	11,771.57
HARRIS PERCY.....	21,182.68	HICKS CLAUDE JR.....	14,312.26
HARRIS PHYLLIS I.....	14,684.10	HICKS SHIRLEY A.....	73,718.69
HARRIS VANN L.....	62,356.23	HIGGINBOTHAM INEZ.....	5,849.97
HARRIS VERA C.....	14,032.15	HIGGINS ANDREANA.....	14,269.40
HARRISON ELSIE F.....	5,616.28	HIGGS ELIJAH.....	5,536.93
HARTH RITA Y.....	11,613.92	HILDRETH ANNIE P.....	13,969.42
HARTH ROSEMARY.....	5,983.55	HILL CAROLE H.....	21,000.58
HARTIGAN RIA B.....	12,719.69	HILL HAZEL B.....	13,545.76
HARTKE BARBARA AN.....	23,577.12	HILL JOSEPH T.....	6,301.65

Additional Benefits to 1993 5+5 Pensioners (continued)

HILLER JERRYLYN C	15,182.13	HUMPHREY FLORINE.....	8,541.10
HILLERY EDWARD.....	16,025.70	HUNTER JOANA M	20,307.18
HILLMAN GERALD R.....	2,726.32	HUNTER MAE M	5,849.83
HINES WILLIAM.....	13,597.03	HURLEY JANE E.....	13,007.82
HINTON WILLIE W	5,383.15	HUSKISSON PATRICI.....	10,724.66
HIRSCH BURTON W.....	8,887.20	HUSNIK AURELIA E.....	14,986.47
HIRSCH CLAIRE L	6,018.05	HUTCHERSON CHARLI.....	14,757.03
HITNER SANDER.....	40,543.43	IAUKEA CATHERINE.....	29,051.76
HITT MILDRED P	6,067.45	IDENO GENE K.....	20,304.60
HOBSON LULA M	3,977.96	IGLESIAS CARMEN R	10,831.07
HODANICK VIRGINIA.....	5,382.93	INGERSOLL EILEEN.....	13,765.21
HODGES ROSCOE C J.....	5,849.97	INOUYE MORRIS H	12,571.84
HOEFLINGER INA J	4,172.91	INOUYE SATSUKI.....	12,643.39
HOELSCHER LEON C.....	16,159.62	INTRIVICI VINCENT.....	5,382.93
HOESCHEN EDITH B	9,946.90	IRONS YVONNE J	14,950.14
HOGAN MARIANNE H.....	20,690.06	ISRAEL CARRIE B.....	14,585.06
HOGAN RUBY M.....	13,053.49	IVERSON TERRY M	6,420.00
HOGG THELMA C	10,636.19	IVES DONNA G	12,139.35
HOGSTON JERRY C.....	12,222.46	IZZO ANNA ROSE.....	6,330.35
HOLDER LESLIE T	15,762.18	JACKSACK JAMES C.....	5,849.97
HOLLAND LAURA K	16,197.23	JACKSON AARON.....	13,716.32
HOLLAND NANCY C.....	5,950.47	JACKSON ALVERNON.....	5,259.56
HOLLAND RICHARD.....	5,849.97	JACKSON DELLA P.....	5,652.05
HOLLAND THOMAS C.....	24,822.93	JACKSON EDGAR N.....	13,289.56
HOLLOWAY ALFRETTE.....	7,433.54	JACKSON ERNESTINE.....	12,123.15
HOLLOWAY EARNESTI.....	5,396.27	JACKSON ESTHER.....	12,530.12
HOLLYFIELD JACQUE.....	15,042.05	JACKSON EUGENIA S	11,210.23
HOLZHALL MARY ANN.....	13,377.12	JACKSON EVASTON J.....	9,623.12
HOLZHALL VINCENT.....	6,049.38	JACKSON IRA A.....	12,459.66
HOMER RONA.....	14,054.02	JACKSON JOHN.....	8,257.70
HONES FRANCIS J.....	6,046.66	JACKSON JUANITA M	5,616.50
HONEYCUTT ROSALIN.....	13,775.79	JACKSON NELLIE RU.....	12,738.31
HOPP JEANNE.....	8,738.57	JACKSON WILBUR M	17,149.08
HOPPER ALTHEA J.....	28,042.91	JACKSON WILLIE MA.....	4,427.18
HORACE RAYMOND.....	4,982.05	JACOBS DONALD K.....	15,779.94
HORNICK RITA M	7,433.89	JACOBSON CAROLYN.....	11,406.02
HORNSTEIN ROBERT.....	6,217.46	JALOWIEC EDWARD J.....	15,450.97
HORSMANN DONNA RU.....	14,757.36	JAMES MARY M	14,476.13
HOSMAN ELEANORE A.....	5,911.57	JAMES ROSEMARY T	11,635.05
HOSTENY JOANNA M.....	20,770.96	JAMES SILAS JR	9,873.00
HOUE GLORIA A	5,660.86	JANDA CAROLE L.....	13,102.44
HOUSLEY MARY LEE.....	11,845.92	JANKOWSKI JOHN W.....	7,919.74
HOWARD GLORIA.....	13,182.34	JANSEN FREDERICK.....	13,341.72
HOWARD LORETTA D.....	5,595.84	JAQUEZ JOSEPH G	11,658.19
HOWARD MARVIN D.....	13,984.85	JARIS MARILYN L.....	12,003.42
HOWARD ORA LEE.....	10,054.24	JARKA GRACE R	26,356.39
HUDACEK THOMAS M.....	15,189.25	JARKA RENETTA.....	21,633.98
HUDSON CAROL ELAI.....	17,453.03	JARMACZ DIANA M	5,382.93
HUDSON VIRGINIA S.....	13,497.10	JASIONOWSKI JOHN.....	5,416.04
HUGHES RITA M	5,383.15	JASKOWIAK HENRY E.....	5,960.48
HUGI BARBARA J	10,570.22	JAVIER ENCARNACIO.....	11,849.97

Additional Benefits to 1993 5+5 Pensioners (continued)

JEFFREY EARL M.....	28,521.37	JONES WAYMON	15,404.33
JEMISON DORTHY LE.....	24,501.05	JONESI CAROLE.....	11,710.93
JENIG MARY E.....	19,254.27	JORAVSKY DORIS.....	5,516.67
JENNINGS LOIS E.....	29,698.66	JORDAN ELLEN M.....	7,848.39
JENNINGS MARTHA G.....	14,773.81	JORDAN MARY H.....	5,382.93
JOHNSON ALMA G.....	11,899.08	JOYCE LOIS M.....	14,996.40
JOHNSON CAROL J.....	13,071.37	JULIANO JUSTO J.....	5,383.14
JOHNSON CAROL M.....	11,230.76	KACZALA XANDRA C.....	6,056.16
JOHNSON CAROLE A.....	17,683.52	KAGAMI WILLIAM.....	6,067.96
JOHNSON CONNIE.....	2,274.63	KAGANOFF CLAIRE C.....	13,512.20
JOHNSON DOLORES A.....	17,147.36	KAHAN JUDITH.....	13,683.23
JOHNSON DOROTHY V.....	16,688.67	KAHN JO ANNE.....	11,517.24
JOHNSON ELLA M.....	6,027.91	KAILES STEVEN A.....	5,382.93
JOHNSON ETHEL.....	10,659.14	KAISER CHARLOTTE.....	14,742.03
JOHNSON FRANK.....	9,011.06	KALCHBRENNER MARY.....	21,701.85
JOHNSON GAY H.....	7,003.92	KALLAS JAMES F.....	11,205.54
JOHNSON GERALDINE.....	20,007.36	KALLEN ESTA G.....	13,412.48
JOHNSON JANE M.....	13,999.56	KALLIANIS COLETTE.....	11,364.13
JOHNSON JIMMIE L.....	6,318.41	KALOMIRIS DOROTHY.....	10,882.34
JOHNSON JUNE M.....	5,616.54	KAMAR PATRICIA A.....	14,805.61
JOHNSON LADONNA W.....	13,296.78	KAMBEROS WILLIAM.....	12,834.15
JOHNSON LEON.....	14,279.62	KANDALEC RONALD.....	16,950.67
JOHNSON LILLIE C.....	11,811.24	KANDELMAN RAYMIEL.....	6,276.66
JOHNSON LOIS JUAN.....	5,616.28	KANGLES CECILIA M.....	15,445.84
JOHNSON MARGARET.....	25,201.36	KANIA KENNETH J.....	24,702.61
JOHNSON MARY E.....	6,018.36	KAPUSCIK JEAN G.....	15,055.63
JOHNSON MERCEDES.....	5,936.13	KARABATSOS ANGELO.....	5,773.64
JOHNSON NAOMI C.....	13,400.97	KARDELIS MARY.....	12,424.53
JOHNSON NORMAN L.....	2,653.21	KAREIVA ARLENE G.....	13,892.17
JOHNSON PHEDONIA.....	23,618.97	KARGOL BERNADINE.....	14,603.37
JOHNSON RAYMOND.....	30,276.61	KARTSOUNES BESSIE.....	7,249.04
JOHNSON ROSEMARY.....	11,321.40	KARTSOUNIS EURYDI.....	5,928.11
JOHNSON UNDINE D.....	12,959.82	KASSANITZ THOMAS.....	22,825.36
JOHNSON WILLENA M.....	4,724.05	KASZUBA VALENTIN.....	14,475.90
JOHNSON WILLIAM O.....	8.98	KATZMAN SHARON.....	12,712.87
JONES ALICE D.....	14,205.52	KAVANAGH MARY ALI.....	5,284.05
JONES ALMA M.....	12,712.75	KAWIECKI CAROL J.....	11,825.05
JONES COLETA R.....	6,013.14	KAWIECKI DAVID.....	5,382.93
JONES ELBERT L.....	5,879.05	KAWKA THOMAS J.....	6,039.91
JONES ELIZABETH A.....	15,213.79	KAYNE ROSEMARY.....	13,655.55
JONES ELNORA.....	11,952.82	KEANE ALICE O.....	38,700.07
JONES FANNIE F.....	3,595.87	KEANE MARGARET A.....	9,427.14
JONES FREDDIE H.....	3,751.25	KEARNS DONALD E.....	12,059.46
JONES HETTIE F.....	5,382.93	KEDZIOR LEONARD E.....	7,020.60
JONES JAMES SR.....	15,182.13	KEEFE CATHERINE M.....	11,519.60
JONES JIMMIE T.....	17,919.65	KEIL RUDOLPH C.....	15,597.10
JONES JOAN M.....	51,022.16	KELLEY ARLINE M.....	15,036.68
JONES LOUIS C.....	12,762.16	KELLIHER NEAL B.....	6,023.46
JONES MARY L.....	11,563.64	KELLY BERNARD J.....	6,330.03
JONES RUBY W.....	31,853.15	KELLY EDWARD J.....	12,970.21
JONES VEATRICE F.....	12,851.69	KELLY MARY J.....	6,733.41

Additional Benefits to 1993 5+5 Pensioners (continued)

KELLY RAYMOND T.....	16,686.17	KOSIEK LEONARD J.....	4,555.75
KENDRICK LILLIAN.....	11,349.41	KOTT MARY F.....	13,265.72
KENNEDY JOHN J.....	19,842.15	KOTZMAN JOSEPH A.....	5,017.79
KENNEDY MARY L.....	10,115.36	KOWAL KATHRYN.....	14,272.16
KENNERLY AUGUSTIN.....	13,814.20	KOWALCZYK GERARD.....	12,706.24
KENNEY ARDISS M.....	13,091.09	KOZANECKI LUCILLE.....	14,131.63
KENNEY JAMES D.....	4,022.33	KOZEMCZAK RONALD.....	31,050.00
KENNON DORIS H.....	27,379.84	KRABEC CHARLES F.....	13,469.26
KHAMIS SHARON A.....	25,686.73	KRAFT BERNADETTE.....	11,530.16
KHOSHABA BERTHA M.....	12,121.01	KRAMPS HERBERT W.....	26,584.70
KIBLES LEO E.....	5,729.32	KRATKY MINERVA.....	11,979.85
KIEFER JOSEPH M.....	17,665.88	KRAUSE CATHERINE.....	11,696.23
KIM MICHAEL H.....	17,315.71	KRAUSE LOIS DALE.....	28,000.75
KIMBALL CECELIA A.....	13,496.79	KRAVARIK COZETTE.....	8,309.96
KIMIZUKA HIROMI.....	4,296.39	KRCMARIC NORMA J.....	5,616.50
KING ARTHUR D.....	20,780.73	KREDA RITA F.....	28,915.50
KING CATHERINE M.....	14,129.48	KREMEN HARRIET G.....	11,008.69
KING JOYCE E.....	13,984.68	KRUIZENGA LORRAIN.....	13,627.63
KING MARY ANNE.....	13,661.58	KRUZIC RALPH J.....	4,926.40
KING MYRTIS W.....	3,902.97	KRZAN MARGHERITA.....	11,279.17
KING WILLIE MARIE.....	5,849.97	KRZYZANOWSKI STAN.....	5,382.93
KINNARD LILLIE J.....	31,447.63	KUBIK EDWARD A.....	5,407.27
KINNEY CATHERINE.....	27,205.68	KUBISTAL PATRICIA.....	8,181.82
KIRBY ELLEN B.....	7,324.50	KUCHARCZYK ALBERT.....	14,622.03
KIRBY MARY C.....	7,902.65	KUFAHL THOMAS A.....	22,513.35
KITE BARBARA E.....	23,645.80	KUMMER NANCY J.....	31,406.26
KITRAL FAYE.....	5,383.15	KURAKAZU JANE H.....	1,593.39
KIZIOR ROBERT T.....	25,247.52	KURAMITSU TSUYOKO.....	11,796.15
KLEBBA JOHN T.....	17,794.78	KUZMAR BERNADETTE.....	20,902.22
KLEIN ANN R.....	5,799.96	KWASIGROCH EDWARD.....	8,441.23
KLIMEK JOHN.....	7,268.66	KYLE WILLIAM E.....	13,144.25
KLINE MAXINE H.....	6,650.15	KYRIAZES ANDREW A.....	13,261.50
KLINENBERG ARLENE.....	11,385.99	LACHAPELLE JAMES.....	24,021.50
KLOS THERESIA.....	13,446.48	LACKNER LOIS M.....	10,896.02
KNAPP EDWARD T.....	7,264.61	LAFORCE LORAIN.....	12,242.72
KNOTT GALE.....	14,431.37	LAGATTUTA MICHAEL.....	12,897.62
KNOWLES SALLY JO.....	13,188.53	LAISVENAS IRMA.....	14,553.95
KNOWSKI MARTHA R.....	5,840.01	LAKE ESTHER M.....	14,318.64
KNOX MARSHALL F.....	6,986.83	LALIK ELIZABETH D.....	6,049.38
KOENIGS SHIRLEY.....	13,807.04	LAMANTIA PAUL C.....	13,616.63
KOHN FRIEDA B.....	5,027.09	LAMANTIA RAFFAELL.....	14,174.36
KOLMAS MILDRED F.....	4,494.17	LAMAS MAUREEN A.....	18,410.26
KOLMODIN ADA I.....	13,968.96	LAMBERT GWENDOLYN.....	7,391.36
KOLSKI STEVEN E.....	25,443.88	LAMONT ROBERT M.....	12,906.86
KOMADA ROBERT S.....	1,593.13	LAMOS DALE J.....	20,685.92
KONKEL ELAINE.....	5,959.85	LAMPA MARY ANN.....	13,543.52
KONRATH JOANNE M.....	9,054.42	LANDRY THEODORE T.....	26,245.75
KOOB MORRIS.....	15,567.23	LANTON JOYCE.....	15,160.09
KOONCE SUSIE L.....	6,017.86	LARGE ALICE J.....	13,591.58
KOPIELSKI CAMILLE.....	6,092.61	LARRIEU FRANCES W.....	5,383.08
KORAJCZYK RONALD.....	6,086.69	LARSEN BARBARA L.....	5,849.91

Additional Benefits to 1993 5+5 Pensioners (continued)

LARSEN JOAN D	4,329.34	LINDERMEIER FLORE	33,649.71
LARSEN RITA K	13,351.82	LINDLEY GEORGE E	6,013.10
LARSON DAVID L	37,701.60	LINDQUIST ALLEN J	27,166.04
LASKEY CAROLE B	18,523.68	LINDSEY MARION M	6,038.47
LAUD RICHARD W	5,382.93	LINK ARLENE A	5,796.51
LAUER ELAINE M	13,668.66	LINK VIRGINIA J	5,700.61
LAURENT LUTONIA	13,030.16	LINK WARREN R	6,007.87
LAVIZZO JOSEPH A	9,282.55	LIPKIN JOEL A	5,382.93
LAWSON JAMES A	5,383.15	LIPSCOMB FRANK	17,350.64
LAWSON RENEE D	13,437.24	LIPSKY ILA D	12,495.41
LEATHERMAN MARY G	11,708.21	LITES MARY E	11,885.40
LEBBIN WALTER J	18,055.39	LITTLE CONCHITA A	7,227.08
LEBDA BARBARA L	5,616.28	LITTNER ROY E	10,001.17
LECHOWICZ DOLORES	12,481.41	LLOYD MELVIN D	3,984.92
LECOS JAMES W	5,936.55	LODINE BETTY LOUI	14,166.21
LEDERER ELAINE	11,825.75	LOFQUIST DOROTHY	12,682.57
LEDVORA JUDITH G	15,559.92	LOFTON JOYCE M	14,101.42
LEE BARBARA L	11,433.77	LOFTUS CATHERINE	10,750.65
LEE CLARA B	11,715.98	LOGALBO JOSEPH A	13,333.16
LEE MARY J	16,489.40	LOGAN LEVOLIA L	9,708.85
LEFTWICH OTIS N	5,616.28	LOGUE BARBARA L	11,602.05
LEGGETT AURELIA W	11,786.54	LOMBARDO CHARLES	13,462.22
LEIBFRIED SHEILA	5,616.28	LOPEZ DOLORES	12,509.95
LEICHENKO GLADYS	13,000.56	LOSOFF NATALIE D	19,273.37
LEMKE MARILYN D	10,102.50	LOTT JOYCE L	5,383.15
LEMKE ROBERT C	5,382.93	LOVELACE ARIEL F	17,710.49
LENARD EDMUND K	15,148.15	LOVELACE MILDRED	14,968.35
LENCKI RICHARD S	6,797.59	LOVING LUTHER ROS	16,232.27
LENDZION KATHLEEN	14,001.72	LOWERY JOHN F	3,375.53
LENTINI MARY ANN	11,554.68	LUBIN PEGGY J	30,460.51
LEONARD EVA J	7,292.06	LUBY WILLIAM F	5,365.39
LEONARD MARY A	4,415.73	LUCCHESI BARBARA	5,985.28
LEROY VENETTA	18,249.57	LUEDTKE ERNEST O	5,296.79
LESSARIS CHRIS G	13,372.20	LUFT RITA A	13,593.25
LEUALLEN LARRY	18,996.14	LUI ANGELA F	14,225.84
LEVENHAGEN RETTA	12,015.16	LUKSTA ROBERT G	10,764.47
LEVI NANCY R	12,859.92	LUND JUDITH A	5,148.80
LEVIN JUDITH	20,140.86	LUPE JOSEPH B	7,246.00
LEVINE JERALD M	28,521.53	LUPE LAURA M	9,286.72
LEWIS BERNICE	13,360.36	LUSK BETTIE BELL	15,655.81
LEWIS CARL J	13,639.73	LUZZO JAMES D	18,367.78
LEWIS HANNAH C	10,979.70	LYNCH FRANCES M	15,374.22
LEWIS LILLIAN M	5,616.50	LYNCH MARGARET A	11,199.17
LEWIS MARJORIE	25,308.06	LYNCH MARY P	21,460.35
LEWIS MARY J	12,174.43	LYNCH MARY T	16,216.65
LEWIS PAUL V	6,024.68	LYON CORINNE M	5,897.23
LIBERSON SHIRLEY	5,616.28	LYONS JUANITA L	8,905.77
LIEBERMAN RICHARD	18,466.08	MACK BEATRICE M	8,760.63
LIGHTFOOT MAUDE E	7,345.94	MACK CHRISTENE	5,527.58
LINDAHL PHYLLIS I	10,577.41	MACK FRANKLIN D	17,194.47
LINDBERG HAROLD	12,834.76	MACKAY FAYE M	13,501.75

Additional Benefits to 1993 5+5 Pensioners (continued)

MACKEL WESLEY E.....	6,068.47	MAY WILLIE M.....	6,840.22
MACLEOD MARGARET.....	12,140.87	MAYEFSKY FLORENCE.....	5,356.73
MACRO JESSE A.....	5,661.45	MAYER ALICE E.....	5,849.97
MADISON IONA J.....	13,066.24	MAYNOR VIRGINIA A.....	18,487.23
MADNICK BARBARA S.....	8,844.06	MAYS JAMES E.....	14,937.01
MAGNAVITE ANGELO.....	10,541.60	MAZARAKOS GEORGE.....	7,665.62
MAH CONSTANCE.....	13,050.44	MAZIUS LOUISE.....	13,767.51
MAHER GRACE G.....	5,147.70	MAZUR KRZYSTYNA.....	12,349.69
MAHONE ANNA L.....	32,611.50	MC ADOO JAMES H.....	13,300.24
MAKOWSKI RENETTE.....	13,953.27	MCADOO ALGEANE D.....	14,318.09
MALONE CLEOPATRA.....	11,669.61	MCBRIDE FRANK J S.....	17,331.93
MANAHAN DONALD I.....	5,304.51	MCBRIDE MITCHELL.....	6,663.50
MANDEL BARBARA D.....	6,229.55	MCCANTS ELOISE M.....	6,012.94
MANIATIS MARIA D.....	6,088.65	MCCARTHY MAXINE F.....	13,435.45
MANNING DONALD M.....	5,942.26	MCCARVILLE JOANNE.....	12,509.95
MANUEL BARBARA B.....	11,890.61	MCCLELLAN RUTH S.....	3,907.68
MANUEL HARRIETTE.....	14,946.42	MCCLENDON ALMA.....	14,812.32
MARCUS EATTA M.....	15,093.72	MCCONNELL BARBARA.....	13,479.29
MARINIER RICHARD.....	52,125.93	MCCONNELL PAUL L.....	14,608.08
MARISI AUGUST A.....	5,413.18	MCCORMICK WILLIAM.....	12,622.17
MARK PATRICIA R.....	5,084.73	MCCRARY MARGUERIT.....	13,272.29
MARKEY ANNE.....	14,357.93	MCCULLOUGH ROZANN.....	5,747.59
MARKOS DIANE.....	21,163.55	MCCURTIS DORA J.....	5,616.12
MARKS PATRICIA J.....	19,363.07	MCDERMOTT LAWRENC.....	179.43
MARKS ROBERT W.....	13,188.40	MCELROY EILEEN.....	14,242.60
MARSHALL ERIKA K.....	13,247.82	MCELROY LILLIE E.....	11,437.03
MARSHALL FREEDA A.....	8,985.02	MCFADDEN MARY F.....	11,733.98
MARSHALL WILLIAM.....	9,262.33	MCFARLAND EVA B.....	13,021.06
MARTELLO NORMAN.....	1,176.89	MCGEE THOMAS.....	35,070.58
MARTIN DOUGLAS D.....	14,931.41	MCGEE-HORTON BARB.....	11,466.04
MARTIN HATTIE Q.....	5,850.05	MCGLASTON JAMES D.....	13,449.33
MARTIN LAURETTE H.....	14,508.29	MCGOVERN PATRICIA.....	5,257.16
MARTIN LUTISHA.....	11,767.96	MCGOWAN IDA M.....	12,934.69
MARTIN ROBERT A.....	4,202.71	MCGRATH EILEEN C.....	6,327.16
MARTIN ROBERT L.....	18,923.77	MCGREGOR WILLA M.....	22,816.14
MARTIN SALLIE L.....	5,383.22	MCHUGH CHARLOTTE.....	5,798.44
MARTINEZ JOSEPH.....	11,107.40	MCINERNEY KATHLEE.....	5,764.74
MASON BARBARA J.....	12,843.66	MCKELVIN MILDRED.....	15,945.41
MATEJA RICHARD S.....	5,991.47	MCKINNEY NORMA C.....	14,740.36
MATERRE VERA J.....	6,928.23	MCLAUGHLIN JOHN L.....	5,936.13
MATHEWS RICHARD A.....	5,365.17	MCLEMORE OLLIE L.....	7,538.86
MATHIAS ADRIENNE.....	10,292.84	MCLENDON JESSE A.....	6,740.85
MATOUSEK BARBARA.....	6,072.12	MCMASTER HAMILTON.....	7,688.35
MATUSZAK LINDA J.....	14,310.61	MCMATH LULA.....	10,502.94
MATZ LORRAINE W.....	10,410.73	MELLENDEZ ROSA.....	11,343.10
MAULTSBY CARRIE O.....	9,255.43	MENDOZA OLIMPIA F.....	8,108.03
MAXWELL DONALD K.....	5,616.50	MENDOZA REMEDIOS.....	12,433.82
MAXWELL ETHEL K.....	32,747.28	MENDYK MATTHEW F.....	5,833.21
MAXWELL MARGIE E.....	14,100.83	MENNELLA ROSARIA.....	11,743.51
MAY GEORGE E.....	8,154.98	MERCHANT THELMA Y.....	7,189.48
MAY MARY C.....	11,294.80	MERRIWEATHER HELE.....	10,932.86

Additional Benefits to 1993 5+5 Pensioners (continued)

MERSHIMER JOY C	13,223.43	MORALES MARIA A	17,584.33
MESSINGER ELEANOR	16,501.71	MORAN EILEEN M	19,135.56
METCOFF ROCHELLE	12,906.92	MORAN GEORGE	6,514.69
MEYER CHARLES H	5,704.85	MORAN JAMES LAWRE	3,751.25
MEYER EILEEN MARI	13,927.61	MORELAND GWENDOLY	12,754.86
MEYERS JOYCE L	9,709.05	MORENO ANNA	15,088.61
MICHELOTTI PAULIN	11,324.91	MORENO MERCEDES M	9,658.48
MICHUDA LORETTA C	13,139.50	MORESI BIXIO	5,985.88
MIGUEST ISOBEL Y	6,269.83	MORGAN PETER III	36,931.50
MIKROS MARY	23,235.85	MORGAN RUBY O	15,514.66
MILDICE FRANCES T	12,915.22	MORISATO JESSIE	4,521.64
MILES LEON	14,846.89	MORRIS BARBARA J	57,425.18
MILLEA JUDITH K	12,056.93	MORRIS LUCY S	4,625.71
MILLER JOAN D	12,102.66	MORRISON SANDRA A	5,960.50
MILLER SILVER J	18,019.39	MORTON AUDREY L	15,169.22
MILLMAN NATALIE	5,714.29	MORTON MINNIE	12,172.43
MILUTINOVIC BARBA	34,342.92	MOSBY JOHN E	30,010.95
MINKOFF HOWARD S	4,928.96	MOSCINSKI JOHN	19,351.72
MINKOFF SANDRA R	14,703.01	MOSER JOSEPH R	4,802.59
MIROTZNIK DELLORE	3,596.05	MOSLEY FANNIE	2,212.42
MISCHANKO JULIA	15,102.55	MOSLEY MELROSE H	11,899.78
MITA PEGGY S	5,382.93	MOSLEY RICHARD E	4,281.63
MITCHELL CLARA M	12,614.47	MOSLEY RONALD E	9,596.66
MITCHELL NICK B	5,382.93	MOSLEY ROSETTA	8,565.95
MITCHUM BARBARA R	3,751.08	MOSS CLOTEE M	5,993.79
MITORAJ CHESTER	8,766.86	MOSS PERCY	6,945.84
MITROVICH NEVENA	3,948.40	MOSTEK KARLENE A	13,657.88
MLODINOFF JOYCE K	10,236.55	MOTANKY ROBERTA A	5,382.93
MODER PATRICIA M	16,515.58	MOULD ROY T	23,072.26
MOGILL MARLOWE J	5,931.87	MOUNTAIN GAYLE	5,697.59
MOLINA BERTHA A	11,470.29	MOY WALTER C	5,270.03
MOLLISON-DOUGLAS	4,804.87	MROWICKI CATALINA	12,335.69
MONEGAIN MARTIN	5,897.03	MUELLNER JOHN P	2,082.77
MONTELEONE WILLIA	5,802.19	MULARSKI ARTHUR L	14,038.61
MONTELEONE NORA C	11,495.51	MULHERN ROSE ANN	5,214.47
MONTI AVIAN	7,415.32	MULLEN PATRICIA A	11,597.26
MOODY NAOMI C	21,482.87	MULLIN ETHEL J	12,620.11
MOONEY-RASPANTI M	24,107.49	MULSTEIN HARRIET	5,382.93
MOORE ANNIE B	14,081.93	MUNIS NANCY	6,016.18
MOORE BUENA P	5,849.97	MURAWSKI ELIZABET	10,058.89
MOORE CAMERON M	12,820.54	MURPHY ADELAIDE P	5,382.93
MOORE CHESTER MAE	10,854.32	MURPHY DOLORES W	12,801.66
MOORE ELIJAH III	27,299.36	MURPHY JOAN K	11,613.40
MOORE JAMES R	14,589.87	MURPHY MARGARETTE	14,156.40
MOORE JESSE ORVIL	8,244.02	MURPHY MARY C	11,900.61
MOORE LOIS S	12,114.89	MURRAY HELEN B	3,597.49
MOORE ROSA B	15,000.72	MURRAY MADELINE R	13,488.04
MOORE SYLVIA A	19,697.59	MURRAY MARGARET A	14,896.21
MOORE WILLIAM E	24,812.52	MURRAY MARIANNE O	14,427.97
MOORHEAD WILLIAM	6,477.91	MURRAY ROBERT	13,765.03
MORAL ANITA	21,848.73	MURRAY WILLIAM S	5,849.97

Additional Benefits to 1993 5+5 Pensioners (continued)

MUSE HENRY JR	10,841.05	O'CONNOR MARY E.....	9,314.40
MYERS ROBERT C.....	13,562.33	OBMASCIK MARY P.....	5,942.26
NAGEL DOLORES.....	5,849.97		
NAKAMOTO LILIAN Y.....	11,433.95	OBRIEN ARLENE A.....	6,237.90
NARED MARJORIE B.....	4,576.89	OBRIEN MARGARET M.....	11,997.61
NASSOS HELEN.....	14,312.61	OBRIEN MARY G.....	19,677.87
NAWROCKI RONALD J.....	8,263.29	OBRIEN RAYMOND A.....	5,850.13
NEELY ELLA M.....	14,513.60	OCAMPO AMPARO.....	7,674.78
		OCONNOR DANIEL J.....	5,726.40
NELLIGAN BONNIE J.....	18,884.63	OCONNOR PATRICIA.....	18,237.42
NELLIS CELESTE.....	5,948.52	ODELL PAUL A.....	4,959.44
NELSON FANNIE LEE.....	12,663.81	ODONNELL LOUISE.....	14,879.51
NELSON LENORA G.....	8,082.09	ODONNELL NANCY A.....	15,523.75
NELSON MAYNARD.....	14,296.88		
		OFF GREGORY F.....	31,643.72
NELSON PATRICIA A.....	11,890.45	OFFERMAN JOSEPH W.....	2,128.80
NESBITT ROBERT A.....	3,841.67	OGLESBY DEE.....	13,032.65
NESPER ROBERT W.....	7,119.57	OGRON MARION.....	15,438.53
NEUKAM FRITZ A.....	14,595.29	OHAYER EDWARD.....	27,078.99
NEVELS PATRICIA C.....	40,100.75		
		OKEREAFOR RIVERS.....	12,866.61
NEWBART BETTY M.....	14,052.36	OLITA CAROL H.....	3,324.01
NEWBERG DONALD A.....	25,243.43	OLIVER DAVID M.....	22,661.26
NEWBORN JULIUS D.....	5,849.97	OLIVER DELORES.....	15,853.10
NEWMAN HOWARD A.....	9,235.96	OLIVET JOHN J.....	24,063.81
NEWMAN LORRAINE.....	14,818.44		
		OLOUGHLIN MARIANN.....	13,386.15
NEWTON ARNITA.....	11,992.28	OLSEN HARVEY C.....	13,218.07
NICHOLAS EVANGELI.....	6,564.18	OLSHAN EDYTHE.....	14,968.17
NICHOLS DIANNE K.....	6,049.38	OLSON E ROBERT.....	6,254.82
NICHOLS EARLY.....	7,337.67	OLSON MARGARET A.....	21,452.03
NICHOLS LAVERNE A.....	19,840.89		
		OMALLEY PATRICK J.....	5,689.07
NICHOLSON AURELIA.....	13,568.82	OMALLEY THOMAS F.....	25,305.85
NICHOLSON NORINNE.....	13,091.09	ONEAL JACQUELINE.....	7,129.40
NICOLANDIS THEODO.....	13,414.04	ONEAL PATRICIA L.....	14,298.96
NIEBR GEORGE M.....	5,383.08	ONEAL SIMONETTA R.....	6,006.96
NIEBR JOAN A.....	5,382.90		
		ONEILL KENNETH.....	25,258.64
NIEDVARES RICHARD.....	8,152.45	ONEILL WILLIAM B.....	5,616.28
NIELSEN SANDRA J.....	13,949.27	ONYEALI BARBARA.....	13,597.96
NIEMIEC ALICE E.....	11,409.98	ORAM SHIRLEY R.....	15,634.14
NITAHARA FUSAKO F.....	12,695.66	OREGAN MARY ELLEN.....	12,779.80
NIXON ARLINE B.....	5,673.97		
		ORLOFF ROEANNA.....	13,022.50
NOBLE HETTY F.....	15,631.79	OSHEA THOMAS P.....	16,944.70
NOBLES ORA WEDDIN.....	15,816.75	OSIKA DONALD F.....	21,309.14
NOLAN PATRICYA A.....	5,616.28	OSNESS LEDA D.....	13,889.48
NORMAN OSCAR C.....	14,054.95	OWENS ADELIA R.....	13,216.08
NORRIS JOHN F.....	14,651.59		
		OWENS LOIS R.....	6,500.65
NOVAK JAMES F.....	13,062.00	PACHECO PEREZ MAR.....	1,321.58
NOVAKOVIC MARY V.....	5,383.14	PAETSCH EDWARD H.....	7,354.30
NOVEN BERNARD.....	15,224.70	PAGLIARO ANTHONY.....	8,215.30
NOVICKAS ROBERT A.....	27,670.85	PALMER EDYTHE A.....	12,398.57
NUFER LEROY K.....	13,677.34		
		PALMER OUIDA M.....	14,466.39
NURK MARIKA.....	5,382.93	PALUMBO LYNN M.....	15,082.23
NUSSER RICHARD L.....	10,632.76	PANDIS FOTINI.....	7,454.71
NYGREN DOROTHY J.....	27,637.94	PANOZZO VINCENT.....	13,466.61

Additional Benefits to 1993 5+5 Pensioners (continued)

PAPARIGIAN CHARLE.....	6,459.50	PIERCE ANITA L.....	12,196.31
PARADISO GLORIA A.....	17,274.16	PIERCE BARBARA H.....	21,573.92
PARADISO GUY JOSE.....	17,759.49	PIERCE CHARLES F.....	14,352.64
PARELLO MILO P.....	5,383.15	PIERSON ELAINE.....	14,400.00
PARIKH JEAN G.....	10,818.26	PIKOWITZ WALTER D.....	6,844.21
PARK DOROTHY J.....	9,071.41	PINTER JEANNE H.....	15,372.55
PARKER CHARLIE T.....	5,296.66	PINTOZZI CHARLES.....	15,631.63
PARKER DAVID F.....	9,856.33	PITTMAN ELIZABETH.....	5,616.28
PARKER JAMES T.....	62,575.75	PITTMAN LORENA.....	14,044.77
PARKER THERESA L.....	18,165.34	PITTMAN SHIRLEY G.....	7,508.55
PARKMAN BESSIE O.....	3,462.02	PLANER JAMES E.....	7,191.17
PARKS EDNA Y.....	12,961.62	PLANERT MARIE.....	13,909.09
PASTERSKI JAMES D.....	5,911.15	PODELL CHARLOTTE.....	12,295.36
PASTOS GUS.....	13,311.12	PODGORNIAC JOSEPH.....	12,560.88
PASTRYK RONALD G.....	14,317.95	POETZINGER LORETT.....	12,558.13
PATAKI MARTA S.....	11,842.95	POINDEXTER DAISY.....	14,757.10
PATRONIK BARBARA.....	11,404.71	POLAINER EDWARD J.....	11,152.62
PATTARA ALICE T.....	14,858.87	POLAND MARY E.....	12,118.53
PATTERSON MARTHA.....	5,849.83	POLLACK PHILLIP A.....	6,507.42
PAUSS CAROL S.....	15,991.57	POLLACK SUSAN.....	20,687.26
PAYETTE GERALDINE.....	9,472.48	POPE PHYLLIS O.....	14,081.79
PAYNE NATHALIA E.....	23,327.33	PORTER MILDRED V.....	4,959.44
PEACH BETTY J.....	5,585.20	POSTILION DIANE.....	12,151.52
PEAVEY HENRY M.....	15,807.23	POTTS THELMA M.....	19,665.85
PECK FRANCES M.....	6,029.07	POWELL ARDELLA M.....	5,616.28
PELEKODAS CHARLE.....	21,927.28	PRAH JAMES V.....	11,408.07
PENCZ DOLORES H.....	23,265.01	PRALE RUTH.....	14,609.16
PENNY ODIE M.....	12,315.56	PRATHER DONALD I.....	23,390.17
PENS AUGUST H.....	9,380.81	PRATT MARTHA M.....	6,067.56
PEREZ IRMA A.....	8,626.10	PRENTISS DONALD P.....	21,108.63
PEREZ JUAN A.....	7,755.03	PREUSEN RICHARD.....	14,704.24
PEREZ LUIS E.....	24,088.42	PREYEAR FRANKIE R.....	4,475.50
PERKINS ANNA M.....	6,489.73	PRIBYL MICHAELE J.....	13,034.93
PERKINS BARBARA J.....	10,393.67	PRICE ELIZABETH G.....	14,970.11
PERKINS LAVONNE H.....	6,897.72	PRICE STEPHANIE L.....	23,101.37
PERLMAN MELVYN.....	24,082.58	PRIEBE LEO J.....	28,357.48
PERLYSKY GABRIEL.....	12,164.59	PRIEST DAVID S.....	7,769.11
PERRY MARVA J.....	5,800.97	PROJANSKY CHARLOT.....	17,160.01
PETERS GEORGE.....	2,823.10	PRUCHNICKI MICHAEL.....	13,810.57
PETERS PHYLLIS S.....	13,765.21	PRUS ALICE B.....	44,006.43
PETERS STELLA L.....	15,275.96	PRYOR BOB B.....	5,616.36
PETERSON DAVID T.....	9,795.60	PUCKETT BARBARA J.....	9,976.08
PETERSON ETHEL.....	15,401.61	PULLEN VERSA T.....	13,719.04
PETERSON KENNETH.....	29,780.27	PULLEY BOBBY.....	9,658.58
PETTIFORD GEORGE.....	37,968.43	PULLEY ELIZABETH.....	16,453.97
PETTY BERNITA ALI.....	21,562.27	PUMANES HONORATA.....	9,632.40
PETTY BOBBIE.....	5,850.78	PURNELL FRED C.....	3,672.75
PHELPS JOSEPH M.....	5,971.31	PUTKO HELEN.....	15,547.12
PHELPS MARIONETTE.....	5,206.77	PYANT CAROLE A.....	19,537.72
PHILLIPS WILLIAM.....	6,355.45	QUANBECK JUDY A.....	22,451.32
PIANSAY NELITA R.....	36,506.51	QUANE ROBERT E.....	5,598.05

Additional Benefits to 1993 5+5 Pensioners (continued)

QUIGLEY RUTH M.....	4,783.33	RICHARD ORPHA C.....	5,526.01
QUILLIN MYRTICE.....	5,616.50	RICHARDS BETTY L.....	6,763.58
QUINN BETTY A.....	24,700.06	RICHARDS NANCY.....	11,524.20
QUINN MARY L.....	12,910.69	RICHARDSON JOHN A.....	6,729.46
RABIG JOHN H.....	84,436.98	RICHARDSON YVONNE.....	14,291.27
RADEMACHER KATHLE.....	5,896.07	RIGGS IDA A.....	13,579.32
RAEDEKE RONALD A.....	22,853.79	RILEY BETTY T.....	5,849.91
RAFAYKO JOHN.....	5,925.76	RILEY LURA B.....	14,237.75
RAFFEL GERTRUDE.....	11,787.16	RIMKUS GENE I.....	20,979.75
RAGLAND CALLIE E.....	11,544.38	RINK LEORA J.....	5,935.87
RAHIM NADAI Z.....	13,683.23	RISBY DOROTHY B.....	9,885.84
RAINEY IDELLA A.....	5,616.50	RISBY JOSEPH C.....	5,208.64
RAINGE CLARA A.....	11,810.53	RISNER RICHARD.....	14,750.02
RAMIREZ JAN E.....	13,733.33	RITTER LORRAINE V.....	9,177.72
RAMON XIOMARA I.....	12,693.08	RIVERS FRANCIS G.....	13,380.96
RANDOLPH CHARITY.....	14,812.32	ROBERSON LLOYD W.....	13,513.57
RANKIN VIVIAN.....	15,213.29	ROBERTS KENT T.....	5,516.70
RANKIN WILLIAM.....	7,311.78	ROBERTSON PATRICI.....	17,799.59
RANTIS ANN.....	13,033.88	ROBERTSON RUTH L.....	19,162.29
RAPP ROSEMARY.....	9,820.68	ROBESON SHIRLEY F.....	6,082.12
RASOFSKY EILEEN K.....	5,330.94	ROBIN MICHELLE J.....	19,172.36
RATAJSKI HENRY E.....	5,385.27	ROBINSON BENJAMIN.....	5,974.46
RATLIFF FRANCES W.....	11,557.50	ROBINSON BRUCE E.....	17,506.61
RAY GLADYS J.....	7,465.48	ROBINSON DORA L.....	5,382.93
RAY THOMAS W.....	8,194.13	ROBINSON HELEN J.....	6,131.90
REAGAN PATRICIA R.....	14,583.40	ROBINSON LOIS FAN.....	11,890.53
REDMOND EDWARD N.....	25,769.44	ROBINSON MARY H.....	5,914.06
REED IRMA J.....	5,168.69	ROBINSON MARY L.....	8,644.60
REED JOE C.....	29,870.56	ROBINSON NINA M.....	7,186.37
REED MARY LOUISE.....	6,082.40	ROBINSON PHILIP E.....	6,065.73
REED THOMAS J.....	19,243.22	ROBINSON PHYLLIS.....	5,909.54
REETZKE ELIZABETH.....	14,664.46	ROCHE MIRIAM A.....	5,382.53
REEVES SELICE.....	12,334.70	ROCKLIN MILTON.....	5,913.90
REGAN ANNA M.....	25,432.59	ROCKOVE SOLOMON.....	12,397.34
REIDENBACH ROBERT.....	31,059.64	ROCKWELL MARTIN.....	6,286.67
REIMER CHARLENE T.....	21,223.06	RODACK JOHN R.....	7,001.22
REINKALL LIBBY.....	5,616.24	RODGERS PATRICK J.....	15,556.72
REIS FREDERICK A.....	6,702.38	RODRIGUEZ JUANITA.....	13,949.10
REIS MARGOT M.....	23,658.57	RODRIGUEZ MARY JA.....	18,551.57
REISINGER ROBERT.....	5,616.50	ROGERS ANN R.....	5,668.92
REITER MARILYN.....	18,734.13	ROGERS THOMAS H.....	16,808.52
RENSCH FRED E JR.....	11,794.63	ROGERS VHANESSE L.....	5,849.97
RESIS BARBARA JOA.....	13,364.76	ROLLERSON DORIS M.....	11,584.03
REVERE SUZANNE.....	17,863.49	ROLLINS FANNIE T.....	5,616.20
REYNOLDS GRADY L.....	10,153.98	ROMANEK WALTER H.....	6,313.45
REYNOLDS LEONA T.....	6,017.31	ROMANOW CONCETTA.....	17,101.81
REYNOLDS SUZANNE.....	5,335.64	RONDOLO CATALINA.....	11,652.05
RICE REITA M.....	15,250.59	ROOD MARY A.....	23,443.17
RICH MORTON.....	14,733.93	ROOKS MINNIE L.....	13,865.21
RICH SALLY S.....	15,888.76	ROSA MANUEL.....	6,518.90
RICHARD LUCILLE B.....	11,757.48	ROSA PAULA M.....	7,673.35

Additional Benefits to 1993 5+5 Pensioners (continued)

ROSALES HELEN L.....	5,616.64	SCHEFDORE DIANE T.....	3,591.22
ROSENBAUM JEAN C.....	5,027.82	SCHELTS CHARLES.....	68,289.68
ROSENFELD SALLY.....	14,955.77	SCHERTLER MARY.....	5,616.50
ROSENTHAL MARJORI.....	11,853.26	SCHIFF VALERIE E.....	11,876.41
ROSENTHAL SHELDON.....	27,320.46	SCHMIDT DAVID C.....	5,382.93
ROSNER JOSEPHINE.....	12,901.76	SCHMIT ALLEEN M.....	12,953.27
ROSS ELLA P.....	14,497.89	SCHMIT KARL O.....	9,195.94
ROSS NONA G.....	5,383.15	SCHMIT MAUREEN S.....	12,755.05
ROTHFUCHS JAMES J.....	15,258.39	SCHMITT PATRICIA.....	11,537.89
ROTMAN FRANCES G.....	11,892.23	SCHNARR EUGENE D.....	69,340.68
ROTRUCK THOMAS D.....	5,985.56	SCHNITZER TRUDE.....	12,349.66
ROUMELIOTIS ATHEN.....	15,868.89	SCHNOBRICH JANICE.....	13,668.40
ROUND JOANNE J.....	18,235.65	SCHROEDER JOSEPH.....	6,734.96
ROUSH ROSEMARY.....	6,047.49	SCHULTZ DONALD L.....	5,616.47
ROYAL JANE A.....	11,798.82	SCHUR LENORA S.....	5,992.17
ROYSTER AARON L.....	23,208.65	SCHURLA THOMAS J.....	6,126.63
ROZA DENNIS M.....	29,322.85	SCHUSTER SHIRLEY.....	11,650.96
RUBEN FRED.....	14,225.84	SCHWARTZ JOYCE G.....	10,901.72
RUBENSTEIN MIRYAM.....	15,107.24	SCHWARTZ SHIRLEY.....	13,617.09
RUDYS RIMANTAS.....	13,602.23	SCHWEITZER RUTH E.....	12,504.22
RUMMEL BETTY.....	16,958.32	SCLAIR HELEN A.....	14,112.71
RUSSELL EARLINE S.....	5,849.97	SCOTT DONALD ARTH.....	14,323.04
RUSSELL THEODORE.....	3,751.08	SCOTT DOROTHY M.....	12,183.78
RUSSO PATRICK.....	13,792.41	SCOTT LAVONNE.....	9,157.16
RUST LLOYD W.....	13,108.34	SCOTT MAMIE P.....	14,847.30
RUTH LORRAINE M.....	14,192.20	SCOTT SYLVIA L.....	4,879.50
RYAN PRISCILLA.....	12,778.51	SEALE JUDITH V.....	25,585.34
RYBICKI MARY ELLE.....	9,206.65	SEARLES ARTHUR JE.....	16,112.07
RZEMINSKI STANLEY.....	3,922.24	SEARS PATRICIA A.....	14,994.97
SADDLER BARBARA.....	6,829.13	SEBASTIAN AUDREY.....	9,623.21
SADDLER ROBERT A.....	9,426.44	SELLERS THERESE V.....	12,484.22
SADKIN RUTH K.....	10,371.89	SENESE MARY J.....	11,756.40
SAGERS YVONNE M.....	13,908.76	SEPIN BARBARA L.....	17,963.07
SALTZMAN SARA F.....	3,596.05	SEROTA ALVIN.....	6,047.49
SALVADOR HILDA.....	7,920.49	SEROTA BEVERLY I.....	29,857.39
SAMPIERI ROSE M.....	7,110.80	SERPICO FLORIA B.....	15,182.44
SANDERS ALYCE B.....	15,033.16	SEYMORE LILLIAN.....	4,337.74
SANDOW SUSAN E.....	6,709.18	SHABAZZ ANNETTE.....	19,350.86
SANGERMAN ROSANNE.....	5,382.93	SHADE HAROLD E.....	9,642.51
SANTAMARINA PIEDA.....	12,690.74	SHAGG JOSEPH R.....	13,000.75
SANTELLI JOSEPH F.....	5,518.63	SHANNON ELAINE L.....	8,191.37
SANTELLI MARSHA.....	28,855.48	SHAPIRO DAVID D.....	11,094.01
SANTIAGO JUDITH.....	13,805.76	SHAPIRO MARNA.....	3,376.85
SAVAGE NANCY K.....	13,733.10	SHARRIEFF WANDA M.....	13,222.25
SAVIN RICHARD E.....	13,268.36	SHAVEL LAVERNE.....	8,638.81
SAVINO JOSEPH J.....	15,182.32	SHEADE REBECCA R.....	6,342.47
SBLENDORIO JOSEPH.....	5,849.97	SHEEHAN PATRICK P.....	20,722.75
SCALES EVELYN P.....	5,616.47	SHEFFER DIANA B.....	15,627.44
SCANLON MARJORIE.....	5,859.81	SHEIKH FORRESTINE.....	16,783.70
SCHAB HARRIET S.....	12,501.96	SHELIST ALICE R.....	10,835.43
SCHAFFER HANNAH L.....	24,086.01	SHELTON JARUTHA.....	12,476.40

Additional Benefits to 1993 5+5 Pensioners (continued)

SHEPHERD BARBARA.....	11,844.87	SMITH DON K.....	10,610.00
SHEPHERD ROSEMARY.....	5,651.15	SMITH DOROTHY J.....	5,383.15
SHERIDAN MAUREEN.....	14,143.36	SMITH EDNA A.....	5,933.27
SHERMAN JACK M.....	9,234.92	SMITH EDWARD R.....	5,586.88
SHERROD HERBERT.....	14,362.52	SMITH ELIZABETH T.....	5,756.03
SHERROD JUDITH W.....	5,849.97	SMITH EMMA MAE.....	6,884.90
SHIELDS JUANITA.....	11,118.32	SMITH ESTHER RUTH.....	9,881.39
SHIELDS SHIRLEY B.....	15,841.94	SMITH GWENDOLYN E.....	5,849.97
SHINER SHIRLEY.....	13,024.26	SMITH GWENDOLYN M.....	18,605.56
SHINGLETON NANCY.....	17,803.14	SMITH IRENE H.....	5,383.15
SHINSATO MILDRED.....	5,382.93	SMITH KATHERINE C.....	15,295.16
SHIRAS FRANK.....	12,287.59	SMITH LORRAINE E.....	11,762.06
SHIVELY ARLINE D.....	6,079.87	SMITH LUCY C.....	5,878.89
SHUMAN PHYLLIS.....	5,382.93	SMITH MARY E.....	3,509.32
SIDOR MARION J.....	5,463.39	SMITH MARY ELLEN.....	18,633.49
SIEDLECKI IRENE.....	15,123.47	SMITH MICHAEL B.....	84,792.00
SIERACKI THOMAS.....	6,014.45	SMITH OLLIE D.....	8,807.22
SIGUNICK ENID A.....	5,960.48	SMITH PATRICIA L.....	28,042.46
SIKSNUS LUCIA I.....	11,455.76	SMITH ROBERTA L.....	12,747.17
SILVERMAN MADELYN.....	21,867.29	SMITH RUBY D.....	13,000.01
SIMMONS BOBBIE J.....	15,399.87	SMITH VASHTI M.....	11,017.18
SIMMONS JANET.....	11,726.59	SMITH WAYON M.....	12,426.48
SIMMONS MYRA V.....	29,090.78	SMITH WILLIAM D.....	16,762.02
SIMMONS RUTH E.....	12,786.24	SMITHSON MARION B.....	13,017.24
SIMON REGINALD.....	18,413.73	SMOTHERS DORIS M.....	14,031.93
SIMON RIVIAN.....	12,409.76	SMYTHE MARY.....	13,885.19
SIMONIAN RAFFE H.....	5,849.97	SNEIDER DON.....	6,006.44
SIMPSON JOANN M.....	29,664.82	SNIDER LOUIS B.....	13,346.92
SIMS ANN G.....	4,429.57	SNOW RENEE R.....	5,924.85
SIMS DONALD J.....	10,420.20	SOHN RONALD.....	6,865.87
SIMS LESLIE.....	18,552.22	SOLARI PATRICIA A.....	34,835.17
SINGH EDITH D.....	15,481.51	SOLARI ROBERT W.....	14,084.98
SIPEK JO ANNE.....	13,289.16	SOLON EVELYN S.....	13,748.64
SITKIEWICZ PHYLLI.....	13,781.28	SOPRYCH CELIA.....	14,883.38
SIX CHARLES L.....	5,382.93	SORENSEN BEVERLY.....	13,682.33
SKARLOSE GLORIA J.....	13,057.38	SORENSEN CARL AXE.....	6,498.20
SKILLEN ROBERT E.....	20,017.71	SORENSEN ROLINDA.....	12,931.60
SKYLES BARNETT JR.....	14,924.49	SPAHN ERNEST E.....	3,956.81
SLACK IVA N.....	6,050.42	SPAIN EDITH V.....	13,446.51
SLAVEN JOEN D.....	14,326.37	SPANN EULA M.....	32,985.09
SLAVENSKY-LINKE S.....	14,597.58	SPARKS SHIRLEY K.....	11,744.40
SLEDGE JUANITA.....	12,290.05	SPEARS EDWARD O.....	7,878.91
SLOYAN MARIE T.....	7,449.15	SPEARS JESSIE M.....	5,849.97
SMALL ROSEMARY G.....	5,383.08	SPENNY THOMAS P.....	20,577.90
SMELKO GERALD F.....	28,973.26	SPERO GERALD R.....	12,667.48
SMITH ABRAHAM T.....	17,047.39	SPICA JAMES D.....	4,136.75
SMITH ANNA M.....	14,981.27	SPILLMAN BERNARD.....	10,599.45
SMITH ARNOLD M.....	14,191.28	SPILLMAN JACQUELI.....	9,658.84
SMITH AUDREY S.....	24,304.05	SPRANGER HELEN V.....	11,199.24
SMITH CALVIN H.....	6,919.03	SPREITZER MARGARE.....	15,239.06
SMITH DELORES S.....	31,745.43	SPROW KENNETH D.....	9,921.26

Additional Benefits to 1993 5+5 Pensioners (continued)

SQUARE GWENDOLYN.....	5,924.66	SUGGS DOROTHY M.....	14,777.76
STACK ALICE M.....	7,964.30	SUGGS LEO D.....	14,842.35
STAEBLER DIANE M.....	13,731.98	SULLIVAN JAMES P.....	22,598.39
STAGNO GRACE M.....	26,768.34	SULLIVAN JOHN F.....	5,383.15
STALDER ROBERT.....	5,491.50	SULLIVAN KATHLEEN.....	20,523.25
STALLWORTH ALBERT.....	20,339.85	SULLIVAN WILSON.....	14,278.07
STAMPS CHARLIE B.....	10,947.37	SUSSMAN MARION.....	6,016.06
STANCY FLORENCE M.....	12,674.97	SUTOR DOLORES B.....	11,902.92
STANGEL GEORGE V.....	15,220.73	SVIATKO ANTHONY V.....	5,893.00
STANGEL MARGARET.....	14,275.20	SWANSON ANNIE P.....	5,616.50
STANTON LOLITA MA.....	5,382.93	SWASKO KATHLEEN M.....	62,458.16
STANZLER ANN M.....	5,245.90	SWEENEY JOAN E.....	30,226.19
STAPLES CHARLES G.....	5,259.80	SWEIDING ALICE P.....	16,037.25
STAPLES JOAN L.....	11,612.39	SWOPE LA VONA.....	29,463.69
STAUFFER HENRY D.....	27,528.76	SYKES CAROL E.....	21,117.81
STEEL CHARLES E.....	5,383.15	SZCUPAK VIVIAN Y.....	13,715.57
STEEN MARTHA J.....	12,169.34	SZCZEPANIAK REGIN.....	15,154.31
STEFFENS MYRON.....	12,247.56	SZCZUREK PAUL J.....	5,849.97
STEIN JUDITH E.....	17,676.16	SZPARKOWSKI RICHARD.....	3,447.45
STEIN RENEE D.....	14,328.54	SZUM RITA FRANCES.....	17,849.73
STEINBEIGLE BARBA.....	10,339.80	TAGLIA CAMILLE R.....	28,619.91
STEINHOFF BETTY J.....	12,009.78	TAKIFF CAROLE J.....	8,896.14
STEIRER LOUIS JR.....	8,530.75	TANIOS MARY M.....	10,586.20
STEPANSKI RAYMOND.....	13,781.28	TASCH JOYCE.....	12,687.90
STEPHENS HAROLD.....	15,683.74	TATE MARY ANN.....	12,862.95
STEPHENSON RICHARD.....	8,456.99	TATMAN MELISSA A.....	5,928.07
STERLING PRINCIE.....	13,479.33	TAUS ELIZABETH.....	13,042.18
STERN ARLENE G.....	8,499.87	TAYLOR BERNICE A.....	14,099.88
STETTLER MARIAN O.....	12,480.36	TAYLOR ELAINE.....	20,029.21
STEVENS DOROTHY P.....	5,849.97	TAYLOR GRACE M.....	5,924.85
STEWART EDNA M.....	11,881.56	TAYLOR MARY F.....	14,830.18
STEWART EMERY L.....	12,016.25	TAYLOR MARYETTA.....	5,816.94
STEWART MARY.....	12,510.70	TAYLOR NANCY B.....	13,370.81
STEWART MAURICE L.....	12,834.66	TAYLOR OSCAR JR.....	5,908.85
STOCK ROCHELLE.....	8,437.54	TAYLOR THELMA E.....	13,792.20
STOLL EUGENE G.....	4,012.81	TAYLOR WILLIAM C.....	7,403.59
STONE SYLVIA.....	11,108.09	TECKTIEL ROBERT.....	28,041.10
STOPEK HELEN G.....	13,632.78	TELLER MICHAEL E.....	6,067.15
STOREY MARIE A.....	13,377.65	TELLFORS HERBERT.....	5,444.85
STOVALL JOYCE M.....	28,579.08	TEMPLE ELEANOR R.....	30,294.63
STOWERS ALMA.....	6,900.54	TENNES DOROTHY M.....	13,419.56
STRASSMAN MARIAN.....	13,743.88	TERADA MARY M.....	11,396.14
STRAUTMANIS JURIS.....	12,150.12	TERNOIR JERALDINE.....	17,037.25
STREET MARCEINE.....	14,073.32	THEILE RUTH.....	14,574.51
STRICKLAND BETTE.....	18,172.46	THIRUS FRANCINE.....	19,774.46
STRINGFELLOW SYLV.....	5,858.26	THOMAS ANNA L.....	5,382.93
STRONG MATTHEW.....	9,039.56	THOMAS DOREATHA R.....	11,441.17
STRUEDER HELEN T.....	15,926.29	THOMAS EARL B.....	6,729.28
STUBBS LYNELL.....	3,021.14	THOMAS ELAINE W.....	28,964.64
STYCZYNSKI JUDITH.....	11,485.10	THOMAS OPHELIA.....	29,093.82
SUBLETT ROLLIN M.....	15,306.25	THOMAS PARNELL L.....	6,080.76

Additional Benefits to 1993 5+5 Pensioners (continued)

THOMAS ROBERT JR.....	12,932.17	TURNER ROLAND B.....	12,859.92
THOMAS-RHODES VIO.....	16,974.79	TURNOY JULE.....	10,425.86
THOMPSON BARBARA.....	23,790.24	UBER BARBARA.....	14,295.85
THOMPSON GEORGE R.....	8,389.72	UHRIK ELAINE A.....	13,609.13
THOMPSON JAMES J.....	18,687.96	UNDERWOOD BEVERLY.....	10,444.58
THOMPSON JOSEPHIN.....	61,146.32	UPCHURCH PATRICIA.....	27,998.88
THOMPSON KAY.....	13,178.75	UTSCH EDMUND F.....	6,436.66
THOMPSON LUCILLE.....	20,968.69	VAIL RICHARD H.....	7,275.48
THOMPSON RALPH B.....	6,263.62	VALENTINO RICHARD.....	10,084.95
THOMPSON REBECCA.....	11,659.02	VALLA SHIRLEY ANN.....	10,810.09
THOMPSON SHIRLEY.....	10,349.49	VANCE FLORESTEE.....	52,017.14
THORPE ANNABELLE.....	13,017.56	VANDERHULST LEE D.....	12,990.36
THRELKELD WILLIAM.....	5,640.59	VANOY RUSSELL C.....	14,919.69
THURAU ELAINE C.....	6,012.94	VASQUEZ JOSEPHINE.....	6,682.73
TILLERY MARY L.....	5,535.28	VASQUEZ TONY.....	43,078.89
TILLMAN BOBBIE L.....	8,319.92	VASS CHARLES L.....	5,381.56
TILLROCK LORRAINE.....	13,694.70	VAUGHTER MAXINE.....	4,561.25
TIMM HEINZ W.....	5,264.47	VAVER GERALD A.....	20,856.92
TINTIANGCO JOHN J.....	15,399.78	VAVRA ARTHUR.....	28,337.30
TOBIN FRANK A.....	14,059.06	VAZQUEZ JULIA S.....	12,460.14
TOBIN MARGARET.....	13,372.28	VEGA ELEANOR M.....	12,173.29
TODD MERLE C.....	13,728.92	VELEZ MARY K.....	16,404.64
TOLDEN ERNEST.....	13,393.78	VICKAS ALEX.....	5,876.16
TOLIVER SHIRLEY A.....	24,404.64	VIHON HOWARD J.....	4,447.96
TOMCIK VERA A.....	5,408.92	VINSON LEROY.....	5,840.31
TOMEK GEORGE E.....	5,886.82	VINSON WALTER C.....	6,954.07
TOMITA JOSEPHINE.....	6,090.11	VLAHAKIS CATHERIN.....	17,041.77
TOOMEY NANCY D.....	5,383.15	VOGEL BONNIE R.....	24,561.12
TOPEL ROBERT.....	15,281.72	VONDRAK BARBARA F.....	14,602.36
TORAN WILMA.....	13,130.52	WAALER MARGARET H.....	14,872.32
TORGENSEN DOROTHY.....	14,335.61	WACKROW MARIE T.....	13,166.01
TORRENCE MARVIN J.....	36,344.92	WADDICK JACQUELIN.....	14,813.56
TORTORELLI LOIS A.....	6,089.92	WADLINGTON EARLIN.....	3,595.87
TOWNSEND CATHERIN.....	3,907.74	WADLINGTON MAURIC.....	15,862.05
TRACY VAVELLE S.....	32,396.13	WAGER ESTHER M.....	8,976.85
TRAVIS SUSIE B.....	14,300.27	WAINER BETTY A.....	5,616.32
TRAYLOR LOUIE R.....	6,568.61	WAITKUS LOUISE H.....	14,642.75
TREONIS NATHALIE.....	29,513.22	WALCHAK HOWARD.....	6,092.41
TRILLING EDITH.....	10,266.22	WALDERON JEAN.....	5,587.01
TRYBA RICHARD F.....	5,382.93	WALDMAN CHARLES T.....	5,849.97
TUCKER EILEEN F.....	5,383.15	WALKER BERNICE L.....	15,445.58
TUCKER EVELYN.....	11,168.26	WALKER CHRISTINE.....	13,171.49
TUCKER IDA LEE.....	11,003.43	WALKER GERALDINE.....	24,554.43
TUCKER KENNETH W.....	12,530.12	WALKER JOHN C.....	14,022.52
TUN LEORA.....	8,050.57	WALKER ROBERT.....	21,402.03
TURNER ALICE E.....	13,804.06	WALKER SANDRA J.....	21,452.09
TURNER ASHLEY A.....	13,545.62	WALKER THOMAS K.....	11,260.01
TURNER BARBARA A.....	27,152.88	WALL DONALD C.....	6,034.74
TURNER BETTYE L.....	3,907.68	WALL EVELYN.....	12,079.92
TURNER DON A.....	59,540.10	WALLACE ANNE J.....	5,382.96
TURNER LEON A.....	5,784.15	WALLACE EDWARD L.....	5,228.36

Additional Benefits to 1993 5+5 Pensioners (continued)

WALLACE GLORIA W	14,323.61	WIBERG DONALD E	7,521.66
WALSH MARGARET A	11,850.46	WILBORN THEODIS J	5,418.65
WALSKI ELIZABETH	6,501.33	WILBURN PEGGY A	14,677.15
WARD ALVIN	9,490.51	WILCOX CLAUDINE	11,568.07
WARD LOUIS	16,174.62	WILDER GLORIA F	14,992.45
WARDEN STEPHEN D	5,889.23	WILKINS MITZIE	5,755.00
WARREN EVELYN	5,369.10	WILKINSON LAWRENC	16,927.41
WARREN WILLIAM H	4,896.69	WILLIAMS BARBARA	61,900.56
WASHINGTON ALVIN	14,500.03	WILLIAMS CAROLYN	9,255.43
WASHINGTON BOOKER	39,026.55	WILLIAMS CELESTIN	5,947.21
WASHINGTON MILDRE	12,734.30	WILLIAMS CYRILLA	11,991.07
WASHINGTON NAOMI	12,062.14	WILLIAMS DONNA E	27,720.29
WASHINGTON RUTH I	13,337.91	WILLIAMS EILEEN	5,989.37
WASHINGTON VERNIC	5,382.93	WILLIAMS EUGINA R	21,740.15
WATSON EDITH D	5,935.54	WILLIAMS FAYE B	14,377.59
WATSON JACQUELYN	17,417.21	WILLIAMS IDA B	14,713.67
WATT GWENDOLYN L	5,383.15	WILLIAMS JOHNNITA	5,382.93
WATTERS CATHERINE	14,344.35	WILLIAMS MILLICEN	13,485.25
WEAN CHARLES R JR	13,169.39	WILLIAMS PEARLIE	6,427.62
WEAVER LUCILLE H	5,383.14	WILLIAMS SARAH J	6,010.32
WEBB CLESANA K	14,519.26	WILLIAMS SHELDON	6,034.97
WEBER CONSTANCE A	6,160.94	WILLIAMS VALARIE	14,776.61
WEBER SHIRLEY C	14,195.99	WILLIAMS-SMITH TH	3,907.65
WEBSTER JEAN E	5,616.71	WILLIAMSON JAMES	11,428.48
WEIMAN NATALIE K	14,201.87	WILLIS ELEANOR MA	11,659.17
WEINSTEIN GRACE M	6,055.41	WILLIS JOHN J	10,263.86
WEISS ADRIENNE J	22,514.09	WILLIS LOIS E	13,107.11
WEISS EDWARD	7,567.55	WILLIS RICHARD C	11,079.30
WELSH WILLIAM R	6,029.37	WILSON ALVIN	10,688.70
WENGELEWSKI DONAL	3,764.50	WILSON DOROTHY H	26,912.63
WENHART MARY M	5,212.25	WILSON IRENE B	12,624.01
WERNER BARBARA A	7,878.65	WILSON JOHNNY N	6,672.88
WEST HENRIETTA C	6,845.35	WILSON JONNIE M	5,571.91
WEST MARTINELE J	13,188.50	WILSON MARY B	5,382.93
WEST THOMAS R	24,868.21	WILSON NANCY C	32,264.45
WESTBROOK TERLENA	18,017.75	WILSON PAUL IVAN	5,884.34
WESTERFIELD DELLA	14,432.09	WILSON WILLIE H	5,917.01
WESTON EMMA R	13,396.72	WINCHESTER SHERRA	7,895.64
WHATLEY JOSEPHINE	15,468.68	WINFIELD ALLIE M	7,045.71
WHELAN JOHN T	14,039.98	WINFREY GLORIA	13,164.48
WHELAN WILLIAM J	19,836.32	WISE E GENEVIEVE	6,088.47
WHITE BERNICE J	10,262.81	WISEMAN GLORIA C	8,756.89
WHITE CHARLES E	5,382.93	WITTENBRINK ELLEN	26,743.14
WHITE CLEO H	5,849.97	WITTMAN ANN	12,794.91
WHITE PHILLIP E	7,083.16	WOCKNER PHYLLIS	6,349.20
WHITE RICHARD B	4,413.54	WOJCIK MARION C	16,442.56
WHITE SELMA S	13,011.19	WOJDA ROBERT H	11,304.39
WHITFIELD HAROLD	21,295.99	WOLFF LOIS B	5,849.97
WHITING ANNETTE M	3,578.54	WONG SUE A	13,634.69
WHITLEY ALFRED C	19,629.84	WOOD VERA	5,616.28
WHITMAL YOLANDA P	5,849.97	WOODARD ALPHONZO	44.70
WHITTLEY LUVONIA	25,593.78	WOODRUFF NORMA	11,374.23

Additional Benefits to 1993 5+5 Pensioners (continued)

WOODS JEAN M	13,444.97	YUDKOWSKY JEROME.....	13,718.70
WOODS LENNIE C	4,810.15	ZAHORA JACK F.....	5,382.93
WOODS MARY KATE	14,037.80	ZAK STANLEY P.....	13,017.24
WOODS ROBERT L.....	5,707.76	ZALAPI ELIZABETH.....	13,684.49
WOODWARD-HARRIS C	6,788.57	ZBINDEN WILLIAM R.....	6,416.52
WORLDS ANNIE A	5,616.24	ZBORALSKI ROBERT	17,055.26
WORTHY LUCILLE S.....	5,616.50	ZEDLER JANICE R	11,381.22
WOTOVICH SHARON	5,729.58	ZELENIKA WALTER A	6,072.24
WRIGHT-PRYOR BARB	11,564.67	ZELLOFER GREGOR.....	8,525.63
WROBLESKI DONALD	5,616.50	ZEMAITIS CHARLES	5,118.45
WUENSCH EMIL L.....	6,322.67	ZEMAN BARBARA J.....	5,849.97
WYATT ROSE M.....	22,479.66	ZEMTSEFF GEORGE.....	5,771.53
WYNNE DAVID.....	14,652.06	ZEUMER JAMES V	18,342.39
YALE MARCIA N.....	11,816.81	ZID GERALD F.....	19,527.91
YAMAUCHI ELLEN T.....	5,383.00	ZILLIAC GEORGE H.....	13,315.94
YANAKAKIS NICK	6,530.83	ZMACZYNSKI DIANE.....	27,313.22
YANG JAMES.....	5,913.70	ZOELLER ELEANOR H.....	11,065.98
YANOFF JEROME C	27,496.12	ZOSCAK ARLENE J.....	5,908.46
YARBROUGH JERRY W.....	25,627.68	ZUCKERMAN SHIRLEE	14,196.48
YASHON RONNEE K.....	27,024.07	ZURAWSKI STEPHEN.....	6,739.47
YOUNG DARRYL W	20,026.00	ZURKOWSKI FRANCIN.....	13,727.36
YOUNG DONALD A	8,441.78	ZVETINA JOHN P	10,072.58
YOUNG GLORJA B.....	17,056.11	ZVIZDICH ZERINA S	6,071.37
YOUNGBLOOD ROSE E	31,972.69		
			<u>\$30,396,757.20</u>

Revision in Rate of Pensions

The Committee on Claims and Service Credits reported that change in salary credit after pension was granted necessitate the following revision. The Committee recommended that (1) this revision be approved, (2) the records of the Fund be changed accordingly, and (3) adjustment be authorized for pension payments made prior to this date, as applicable.

Lane, Susan

Decrease the annual rate of pension from \$40,787.40 to \$39,477.96.

Death Benefits

The Committee on Claims and Service Credits reported that documents pertaining to claims for death benefits were examined and verified, and recommended approval thereof.

In support of these claims, the Committee reported that death benefits were for persons whose dates of death were certified and whose heirs, beneficiaries, administrators or executors furnished proper evidence to receive such payments.

Single Payment Benefit of Death of Teachers:

<i>DECEASED</i>	<i>BENEFICIARY</i>	
Blakley, Geraldine	Brenda Mayfield.....	\$ 3,333.33
	Grace Henderson	3,333.33
	Jon Blakley	3,333.34
Capitanelli, Connie	Claire Capitanelli.....	10,000.00

Single Payment Benefit of Death of Teachers: (continued)

Castillo, Margarita C	Johnny Rubio.....	3,333.34	
	Jasmine Rodriguez	3,333.33	
	Jennifer Rodriguez	3,333.33	
	Michael Johnson.....	10,000.00	
Junievicz III, Alex	Raymond J Wasilewski.....	10,000.00	
Kyle, Patricia Ann	Lena Mae Kyle-Pearman.....	10,000.00	
	Lacy, Rhonda	Yushauna Lacy.....	10,000.00
	Lundergan, Jean	Christopher Lundergan.....	3,333.33
	Norsworth, Delores	David Norsworth	10,000.00
	Norton, Vera	Bernina Norton.....	5,000.00
		Kim Norton.....	5,000.00
Rehacek, Pamela	Richard F Rehacek	5,000.00	
	Michael Shenfeld.....	5,000.00	
Reid, Michael	Ann Harter	10,000.00	
	Richards, Nathaniel	Elyse Richards	3,333.34
Sterrett, Laveda	Sherrill Cook	3,333.33	
	Michael Herring	3,333.33	
	Taylor, Marye	Mecca Sterrett.....	10,000.00
		Lisa Marie Hunter-Wright.....	1,674.60
	Wilhelm, Mercedes M	Rita Bergeron.....	3,333.34
		John C Wilhelm	3,333.33
Mary A Soyka.....		3,333.33	
Williams, Eleanor		Tara Williams.....	3,333.34
Williams, Eleanor	Janet Underwood.....	3,333.33	
	Hazel Kimsey	3,333.33	
		<u>3,333.33</u>	
		\$ 155,007.93	

Single Payment Benefit of Death of Pensioners:**DECEASED****BENEFICIARY**

Allan, John C	Nancy P Allan.....	\$ 5,000.00		
Averhart, Alice F	Monroe Broadwater.....	5,000.00		
Azhari, Lila S	Douglas P Stewart.....	2,500.00		
Badner, Esther	Estate Of Esther Badner	5,000.00		
	Howard O Wolfe, Ind Exec			
Baskoff, Eva M	Tamara Hefter.....	5,000.00		
Bell, George	Lucita J Bell.....	5,000.00		
	Bernacchi, Viola P	Fred J Bernacchi	5,000.00	
	Bourke, Marie G	Bernadette Stover	714.29	
		Vincent E Bourke	714.29	
		Patrick J Bourke	714.29	
		Kathleen B Clovis.....	714.29	
		William J Bourke.....	714.28	
		Joseph J Bourke.....	714.28	
		Kevin M Bourke	714.28	
		Boye, Bernice	Louise E Christensen.....	5,000.00
		Brock, Gloria C	Noel E Brock	5,000.00
Brown, Barbara Z	Michel Spalding	5,000.00		
	Burgeson, James A	Janice A Burgeson	5,000.00	
	Byrne, Joan K	Dorothy C Kelly	5,000.00	
		Chambers, Porter L	Marie Chambers	1,250.00
		Portia C Stewart.....	1,250.00	
		Porter L Chambers Jr.....	1,250.00	
		Michael D Chambers.....	1,250.00	

Single Payment Benefit of Death of Pensioners: (continued)

Cromaz, Helen T	Geno Cromaz.....	5,000.00
Dimitroff, Lillian	First United Methodist Church.....	5,000.00
Dolson, Robert H	Dorothea Ann Levy	1,666.67
	David A Dolson	1,666.67
	William R Dolson	1,666.66
Dore, Muriel G	Muriel J Drebing	5,000.00
Douglas, Ethelyn L	Diantha Lynn Zschoche.....	1,666.67
	Matthew Zschoche.....	1,666.67
	Ruth Zschoche.....	1,666.66
Engram, Ethelynde A	Albert Engram	5,000.00
Erickson, Donald F	Quixote Center, Inc.....	5,000.00
Ervin, Artishia A	Audrey Stewart Morgan	5,000.00
Farley, Novelle M	Jetaun Jamerson	2,500.00
	Jesse R Farley	2,500.00
Gillan, Mary L	James G McCarthy	1,666.67
	Maria McCarthy	1,666.67
	Joan McCarthy Lasonde.....	1,666.66
Haddox, Blanche E	Ida Daniel	1,000.00
	Jo Ellen S Greenwood	1,000.00
	Patricia A Rogers.....	1,000.00
	Clifford T Seymour, Jr.....	1,000.00
	Winfred W Seymour.....	1,000.00
Heck, Neal R	Alma M Heck	5,000.00
Hicks, Jr, Claude	Ida J Hicks	1,666.67
	Mildred Hicks.....	1,666.67
	Barbara Hicks Troupe.....	1,666.66
Jackson, Leola W	Rodney S Jackson.....	5,000.00
Jautz, Lucile B	Patricia M Jautz	2,500.00
	Lucile Anne Feik	2,500.00
Jones, Elizabeth H	June E Williams.....	2,500.00
	Vernon A Jones.....	2,500.00
Judge, Frances C	Therese Hodgetts	1,250.00
	Rita J Daemicke.....	1,250.00
	Joseph A Judge	1,250.00
	Michael J Judge	1,250.00
Koterski, Eleanor G	Carol Koterski Dugan.....	5,000.00
Levy, Rita	Thomas D Kumro	5,000.00
Lilek, Paul J	Ellen M Lilek.....	5,000.00
Long, Ben	Isabelle Long	5,000.00
Madsen, Lousie H	Brenda Hausterman	5,000.00
Malone, Mary M	Kevin M Angelini	5,000.00
Marlin, Marjorie G	Arthur L Marlin	5,000.00
Mason, Laurette G	Celia Ann Mason Myers.....	5,000.00
McCormick, Marie	Florence B Darien	2,500.00
	Florence M Buescher.....	2,500.00
McTigue, Ruth E	Mary Anne Lynskey	5,000.00
Mertes, Coletta B	Estate Of Coletta B Mertes.....	5,000.00
	Michael J Hass, Executor	
Miller, Harold G	Jane M Miller	5,000.00
Miller, Mary J	David M Miller.....	2,500.00
	John P Miller	2,500.00
Mitchell, Marion	Delora Mitchell.....	5,000.00
Moore, James F	Clare H Moore.....	5,000.00

Single Payment Benefit of Death of Pensioners: (continued)

Murray, Dorothy	Estate Of Coletta B Mertes.....	5,000.00
	Michael J Hass, Executor	
Nelson, Jean Z	Robert C Nelson III	5,000.00
Nelson, Louise O	Terry Lynn Nelson.....	2,500.00
	Alma Leona Nelson.....	2,500.00
Noonan, Patrick D	Mary Patricia Noonan.....	5,000.00
Norris, Swersie D	Elmus M Norris Jr	5,000.00
Nothnagel, Virginia M	James M Nothnagel	1,666.67
	Henry G Nothnagel Jr.....	1,666.67
	Margaret N Waznis	1,666.66
Pahlke, Robert H	Estate Of Robert H Pahlke	5,000.00
	Eric H Pahlke, Personal Rep	
Pappas, Mary	Diamond Pappas.....	5,000.00
Parrington, Helen J	Lawrence L Herm Sr	2,500.00
	Loretta A Herm.....	2,500.00
Parsons, Juanita L	Retired Teachers Assoc Of Chgo.....	5,000.00
Penn, Daisy N	Janet E Williams	2,500.00
	Michael J Penn	2,500.00
Perryman, M Elizabeth	G Dewayne Perryman.....	2,500.00
	Elbert L Jones	2,500.00
Pickett, Alice S	Ronald E Pickett.....	1,666.67
	Sharon Rakowski.....	1,666.67
	Stephen J Pickett	1,666.66
Polite, Edmonia A	Angelina Motley.....	5,000.00
Pollard, Marianna P	Randle E Pollard.....	2,500.00
	William B Pollard.....	2,500.00
Potter, Thelma G	Anne G Rapp	5,000.00
Price, Adeline J	Andrea Ritzke.....	2,500.00
	Helen Lanick	2,500.00
Quaintance, Eddie L	Michael K Quaintance.....	5,000.00
Redmond, Anne	Susan A Redmond	5,000.00
Reid, Lillian M	Pamela L Menzies	2,500.00
	Beverly K Menzies	2,500.00
Richards, Eugene R	Emily R Richards	5,000.00
Rinear, Mary Lousie	Shirley Smiddy	5,000.00
Rothstein, Sidney J	Frances Rothstein	5,000.00
Rowe, Leonard C	Leonard Charles Rows Trust	5,000.00
	Bank Of Amer, Trustee	
Sachs, Herbert L	Karen Sachs.....	1,250.00
	Michael C Sachs	1,250.00
	Kerry Sachs	1,250.00
	Richard Sachs	1,250.00
Scanlon, Ellen I	Margaret Scanlon.....	2,500.00
	Michael Scanlon	2,500.00
Schommer, Norbert J	Nancy A Schommer.....	5,000.00
Schwarzkopf, Fred	Kathryn Krejci, Guardian	2,500.00
	Andrew Nadolski	
	Kathryn R Krejci, Guradian	2,500.00
	Scott A Nadolski	
Shabat, Ethel K	Andrew D Shabat	2,500.00
	Matthew A Shabat	2,500.00
Smith, John F	Frances A Smith	5,000.00
Steffens, Myron	Natalie Steffens	5,000.00

Single Payment Benefit of Death of Pensioners: (continued)

Strain, Leroy	Annie J McGill	5,000.00
Taglia, Santa	Estate Of Santa Taglia	5,000.00
	Chase Manhattan Bank	
Tourville, Genevieve M	Susan Currie	1,666.67
	Mary Minnick	1,666.67
	Katherine Amundson	1,666.66
Tucker, Herman A	Mayzelle L Haynes	1,250.00
	Benjamin F Tucker	1,250.00
	William A Tucker	1,250.00
	Bertha Yancy	1,250.00
Turner, Thelma L	C Judith Rhue, Guardian	5,000.00
	Stephen A Rhue	
Tweedle, Mildred	Charles R Tweedle	5,000.00
Weintraub, Sol	Myron Weintraub	5,000.00
Wells, Albert	Roberta M Wells	5,000.00
Whittaker, Robert M	Dorothy M Curington	1,600.00
	Arletha F Whittaker-Nixon	1,600.00
	Robyn M Whittaker	1,600.00
	Robert Lawrence	1,600.00
	Josephine Lawrence	1,600.00
Wiley, Dorothy W	Susan Gardner	1,666.67
	Ronald E Wiley	1,666.67
	Frank Wiley	1,666.66
Wilkins, Lucinda	Martha A Aaron	1,666.66
	Susie Savage	1,666.67
	Bertha L Thompson	1,666.67
Young, Caroline U	Christine Young	2,500.00
	David Young	2,500.00
Zale, Norman	Susan Loconsole	1,666.66
	Scott Degraff	1,666.67
	Stuart A Degraff	1,666.67
		<u>\$ 450,500.00</u>

Refunds of Contributions on Death of Teachers and Pensioners:**DECEASED****BENEFICIARY**

Blakley, Geraldine	Brenda Mayfield	\$ 34,773.03
	Grace Henderson	34,773.03
	Jon Blakley	34,773.04
Capitanelli, Connie	Claire Capitanelli	72,402.11
Castillo, Margarita C	Johnny Rubio	6,824.33
	Jasmine Rodriguez	6,824.32
	Jennifer Rodriguez	6,824.32
Chapleau, Dee Anne	Raymond Chapleau	3,906.60
	Nancy Chapleau	3,906.62
Johnson, Yvonne Parrett	Michael Johnson	67,070.86
Junievicz III, Alex	Raymond J Wasilewski	15,294.17
Kennedy, Gail	Charles Kennedy	372.23
Kyle, Patricia Ann	Lena Mae Kyle-Pearman	77,820.67
Lacy, Rhonda	Yushauna Lacy	25,884.44
Lundergan, Jean	Christopher Lundergan	19,273.85
Norsworth, Delores	David Norsworth	23,459.82
Norton, Vera	Bernina Norton	16,279.80
	Kim Norton	16,279.81

Refunds of Contributions on Death of Teachers and Pensioners: (continued)

Rehacek, Pamela	Richard F Rehacek	18,285.59
	Michael Shenfeld	18,285.61
Reid, Michael	Ann Harter	16,652.97
Richards, Nathaniel	Elyse Richards	6,147.37
	Sherrill Cook	6,147.36
	Michael Herring	6,147.36
Smith, Alma J	Johari Johnson	2,329.27
	Geraldine Johnson	2,329.29
Sterrett, Laveda	Mecca Sterrett	55,699.15
Taylor, Marye	Lisa Marie Hunter-Wright	1,368.36
Whittaker, Robert M	Dorothy M Curington	1,836.95
	Arlatha F Whittaker-Nixon	1,836.95
	Robyn M Whittaker	1,836.95
	Robert Lawrence	1,836.95
	Josephine Lawrence	1,836.96
Wilhelm, Mercedes M	Rita Bergeron	21,713.77
	John C Wilhelm	21,713.76
	Mary A Soyka	21,713.76
Williams, Eleanor	Tara Williams	28,700.17
	Janet Underwood	28,700.17
	Hazel Kimsey	28,700.17
		<u>\$ 760,561.94</u>
Grand Totals of All Death Benefits		\$1,366,069.87

Refunds

The Committee on Claims and Service Credits reported that documents pertaining to claims for refunds listed herewith, were examined and verified, and recommended approval thereof.

In support of these claims, the Committee reported that (1) refunds on separation from service are for persons no longer employed as members of the teaching force . . . (2) refunds of contributions for survivor's pensions are for members with no eligible survivors at the time of retirement . . . (3) refunds of excess contributions are for deductions outside of the statutory requirements and/or overpayments towards the 2.2 upgrade option and . . . (4) refunds of creditable service withdrawn are for previously validated optional service and . . . (5) refunds of 5+5 contributions are a result of legislative changes enacted in House Bill 2157.

Refunds a/c Resignation of Regularly Employed Members and Separation from Service of Substitute and Temporarily Employed Teachers:

Aguilera, Susan	\$13,931.96	Bedoya, Carlos	4,685.20
Aikins, Julie	1,805.60	Bell, Lisa M	13,076.39
Allen, Michael R	3,534.51	Bentevis, Timothy	10,086.46
Alvarado, Jaime	437.48	Bilski, Norine	532.01
Amu, Alexander	5,442.61	Butler, Yolanda	51,366.23
Anweh, Bobo	2,728.17	Cantor, Evan	6,209.07
Arroyo, Angelino Lopez	15,703.96	Caraballo, Alfredo	9,057.16
Barbosa, Elisa	1,596.34	Carr, Aleia	3,098.54
Barry, Rachel	5,822.59	Carter, Sheree	1,541.68
Bates, Kimberly	9,150.46	Castillo, Adina	3,270.00

Chan Nee: Barker, Kate	21,761.11	Kern Nee: Pearson, Theres	7,287.31
Cho, Melissa	1,421.47	Klug, Gia	26,276.57
Christensen, Frank	3,781.31	Knazze, Toyea	21,954.11
Craft, Tommie	4,179.60	Krajewski, Tina	2,911.72
Crawford, Laura	45,534.41	Kruger, Jennifer	15,556.48
Cross, Camuel	10,064.04	Larson, Carol	4,150.70
Davis, Duane	15,275.37	Lee, Maria	435.36
Davis, Evelyn	6,975.15	Leland Nee: Sananes, Ilys	5,503.80
Davis, Gloria	1,611.77	Ligmanowski, Joseph	4,999.40
Davis, Quentin	1,977.02	Love, Roger	27,832.32
Deburke, Bertha Garcia	14,855.94	Marcano, Ana	24,048.92
Deutsch, Allan	4,820.02	Marks, Irma J	32,802.15
Distler Nee: Sneirson	2,398.85	Martin, Carnell	541.68
Doherty, Tracy L	7,324.35	Martinez, Sandra	12,299.36
Dowd, Annette	742.50	McCormick, Sheila	4,081.21
Dunbar, Lea M	8,352.98	McGovern, Mary	25,738.27
Eskay, Michael	18,465.79	McGowan, Milton A	2,659.44
Fadel, Yona	10,327.25	Mehall, Emily	3,313.06
Ferraro, Michele	201.88	Merritt, Robin	1,189.98
Ferreira, Alfred	1,464.21	Mikell, Marlene	24,690.51
Figuroa, Maria	21,816.74	Milas, Traci E	11,923.81
Fisher, Anne	431.54	Muldrow, Tundalisa	372.23
Fowler, Robert	1,139.19	Musick, Lara	1,036.87
Gardner, Sharon	25,335.13	Mutter, Joyce Knaupe	8,899.31
Gee, Darlene	8,524.41	Nelson, Lactetia	3,635.87
Gentleman, Kathleen	23,253.09	O'Malley, William	9,195.12
Gjedun, William	17,873.58	Pagnoni, Larry	33,698.28
Gordon III, Eddie	17,527.71	Passmore, Ramon	1,976.54
Graves, Keisha	2,185.97	Placzek, Mary	2,836.98
Greene, Bonnie	5,311.37	Porter, Helen	2,627.82
Hacker, Vesna	704.96	Posey, Faith E	184.80
Harkala, Maureen A	8,638.09	Ramirez, Carlota	7,221.83
Harris, Ijoister	1,938.77	Robinson, Elizabeth	15,845.67
Harrison, Ann C	37,781.59	Rosen, Mary	40,309.37
Haynes, Darwin	46,350.66	Rozeff, Dorothy	2,253.66
Hess, Lisa	6,424.96	Salley, Jeanette	31,678.89
Higgs, Rosa	4,999.64	Sanabria, Maria	4,131.25
Hilton, Jennifer L	18,449.27	Sandoval, Alejandro	1,017.90
Himpler, James	1,064.91	Seldon, Hortense	27,055.54
Howard, Shanetta	1,795.17	Shea, Molly	7,583.02
Hubbert, Otta	6,114.43	Shears, Willie P	4,651.70
Hudspeth, James	5,823.06	Spraggins, Lisette	7,498.15
Hurtado, Veronica	18,700.31	St Leger, Cynthia	15,011.87
Hutchinson, William	1,639.77	Stallworth, Leolivia	55,130.09
Irvin, Paula Rice	25,710.63	Stockwell, Bobbie	18,056.25
Jackson Mitchell, Rhonda	4,547.91	Strull, Steven	14,816.56
Jester, Deanne	11,302.67	Tadjiki, Robert	7,286.68
Johnson, Barbara	27,227.01	Talmage, Karyn	27,273.14
Johnson, Kathleen	1,769.13	Taylor, Marshall	48,037.98
Jones, Stacey	4,277.03	Tucker, Alfred	1,163.28
Kania, Edward	21,637.65	Turner, Robin	18,412.95
Kaplan, Beatrice	82.51	Versteeg, Gretchen	10,098.04
Kaplan, Tracy	22,900.45		

Vincenzo, Devito	7,356.69	Williams, Michele	4,712.99
Washington, Samuel	21,095.85	Wolff, Sandy	4,187.44
Watkins Nee: Aguilar, Angelica	6,262.07	Wysmierski, Mary	7,753.71
Watkins, Nadine	48,860.65	Young, Mary E	16,100.55
Watters, Terry Lee	4,501.67	Zlantanovski, Michelle	435.44
Williams, Larry	1,224.19		<u>\$1,559,575.80</u>

Refunds of Contributions for Survivors' Pensions for Members With No Eligible Survivors at the Time of Retirement:

Baginski, Geraldine J	\$10,349.78	Meals, Bertha M	3,004.15
Bailey, Lelia A	9,908.54	Melhart, Marie M	8,948.54
Beard, Sylvia D	6,219.80	Morris, Delores J	989.66
Blackburn, Patricia	9,539.81	Nesbit, Lyneth	8,918.88
Boland, Patricia L	9,231.98	Nikolich, Peter C	9,649.77
Bradley, Elaine	3,347.89	Oberman, Geraldine L	13,464.62
Brunious, Loretta J	11,158.27	Patch, Annie M	9,405.28
Burkhardt, Raymond T	10,622.54	Peters, Alice P	16,007.19
Carbonaro, Dorothy R	2,978.93	Rice-Woolfolk, Gloria J	12,547.92
Castro, Belia	4,587.83	Richardson, Leola O	9,578.91
Cavatorta, James O	976.34	Rico, George	13,104.21
Cunningham, Rosa M	10,574.19	Searles, Joan E	9,373.63
Driscoll, Judith A	4,107.91	Sheim, Eugene A	3,812.29
Flaws, Barbara E	4,735.00	Sherley, Viri A	8,107.69
Gilmore, Marie A	8,140.87	Sikorski, Melanie F	11,203.86
Greene, Joaquina L	10,137.16	Sinnott, George E	1,244.05
Harris, Janet L	6,040.28	Thomas, Elaine	8,970.01
Hoy, David N	13,311.74	Thompson, Dianne M	10,344.63
Hughes, Carol Ann E	9,356.48	Valerugo, Virginia K	9,714.82
Lacoste, Beverly D	13,710.11	Velazquez, Manuel O	11,405.28
Lee, Esther M	10,007.09	Wallace, Everlena	11,701.25
Lenz, Harriet C	3,771.96	Walters, Carol	10,509.56
Life, Ruth B	10,741.27	Weaver, Ira J	12,253.11
Maxwell, Konora D	9,389.18	Woods, Berneice L	10,323.39
McClinton, Lois M	10,049.94	Young, Vera A	9,810.01
			<u>\$437,387.60</u>

Refunds of Excess Contributions:

Anglin, Phillip H	\$7,566.94	Morris, Lila	6,789.55
Bailey, Lelia A	1,936.17	Nagasawa, Kazunori	6,685.24
Blackburn, Patricia	1,849.99	Orman, Judith D	2,091.70
Bradley, Elaine	390.55	Perna, Eugene J	11,523.59
Cunningham, Rosa M	2,090.03	Rico, George	1,985.67
Doody, Flora M	1,904.73	Roth, Judith A	590.57
Forman, Michael J	6,464.90	Rothfuchs, John M	2,026.39
Hennings, Bonnie E	8,422.64	Rudd, Lolita O	1,586.88
Jackson, Curtis	501.31	Schlaggar, Sheila R	3,373.75
Jakubowski, David	2,025.21	Sikorski, Melanie F	8,626.65
Kirkwood, Antoinette A	2,782.77	Stefan, Helmut	7,119.57
Lacey, Lawrence L	9,934.70	Walters, Carol	2,053.87
Lacoste-White, Beverly D	12,205.22	Woods, Berneice L	2,013.25
Lee, Esther M	7,264.97	Woods, Katherine	6,656.64
Life, Ruth B	2,769.87		<u>\$131,233.32</u>

Refunds a/c Creditable Service Withdrawn:

Crass, Barbara F	\$2,887.87	Melhart, Marie M	319.42
Cunningham, Rosa M	486.85	Rico, George	605.00
Kelly, Donna J	1,068.64	Walters, Carol	<u>2,323.29</u>
Kepka, Margery E	1,576.76		\$10,725.58
Kirkwood, Antoinette A	1,457.75		

Refunds of 5 + 5 Costs Due to Legislative Changes:

Abe, Itsue S	\$2,431.28	Berndt, Bruce H	3,432.68
Adams, James A	2,034.01	Bernero, James	2,922.63
Alagna, Agostino A	2,135.92	Bertha, Adell W	1,832.24
Alfonsi, Joy L	2,034.14	Bertsos, Kanela	2,068.36
Allen, Chestine P	2,068.36	Betensley, Rael	1,039.65
Allen, Frances R	1,832.23	Bethig, Merritt L	1,832.24
Allen, Jeannette G	1,728.57	Bezler, George	1,980.67
Allen, Josephine	1,987.54	Bialka, Richard J	2,119.62
Allen, Theodore M	1,912.88	Billish, Richard	1,993.66
Alterio, Frank V	2,047.07	Bishop, Amelia M	2,054.76
Angele, Elizabeth A	1,778.79	Bjankini, Juraj E	1,832.23
Antaramian, Sark	685.62	Blackburn, Felton	2,102.48
Anthony, Mary A	1,996.09	Blackford, Ronald V	2,560.68
Anthony, Otho	1,912.95	Blackman, James	2,814.69
Armstead, Beverly J	995.72	Boisvert, Margaret	2,181.08
Arnold, Betty A	1,996.06	Bolden, Clara R	2,574.58
Arshonsky, Jerrold R	752.71	Bonner, L T	1,832.13
Arshonsky, Larry A	2,034.01	Booker, Ora M	1,912.88
Arvia, Carmel A	2,517.57	Boros, William B	1,832.23
Askins, Jr, Elmer	1,912.96	Borre, Donald	2,008.65
Avina, Leslie E	1,707.63	Boscia, Joan C	2,034.15
Bachman, John E	1,832.24	Bottom, Rose D	2,333.15
Bacon, Lolita S	2,517.57	Bourke, Margaret O	1,160.25
Bailen, Michael L	265.96	Bowe, Barbara L	2,102.48
Baker, Ethelyn J	1,832.13	Boykin, Vivian H	1,832.12
Baldwin, Theresa B	1,019.55	Bradford, Helen E	1,912.95
Ball, Charlie Mae	1,993.67	Bradley, Richard	3,006.65
Ban, Richard J	2,517.57	Brahos, Helen T	2,034.14
Barich, Joseph M	90.30	Branch, Essie G	1,993.67
Barnes, Doris H	3,006.65	Brazil, Robert D	1,458.90
Barnett, Marjorie A	936.47	Breitnreiter, Donald	1,832.12
Bart, Helle	537.69	Brentine, Andrew J	79.66
Baskes, Norman P	1,832.24	Briscoe, Nancy J	2,714.83
Battiest, Bettie J	1,832.24	Brock, Virginia L	848.33
Batts, Essie W	2,085.37	Broderick, John J	2,635.39
Baumann, Edmund O	2,076.81	Broeckl, Nancy R	2,517.57
Bechina, Joseph M	2,922.63	Broms, Anita E	2,814.68
Bechina, Margaret M	354.49	Brown, Annie Lee	1,993.67
Becker, Lorenz C	1,832.23	Brown, Jr, Willie	1,993.65
Beirne, Charles W	2,517.57	Brown, Mary A	2,102.57
Benford, Gloria M	1,832.13	Brown, Melverline A	2,085.37
Benson, Maggie L	1,728.57	Brown, Robert M	2,076.81
Beran, Emil A	1,906.99	Brown, Wayne T	2,076.81
Berke, Earl	2,517.57		

Bryant, Earl	3,336.18	Craft, Betty J.....	2,068.36
Bryant, Mamie H.....	1,993.67	Craig, John W.....	3,139.21
Bryant, Preston	3,740.68	Crescenzo, Jean E.....	2,440.93
Bryant, Rosa J.....	1,637.06	Crittendon, Cordy W.....	2,138.81
Buccellato, Jean D.....	2,378.31	Crittendon, June A.....	1,987.53
Bundley, Wilma R.....	1,993.65	Cross, Ida E.....	1,442.25
Burdick, Maryjean T.....	1,832.24	Crowder, Sam.....	1,912.88
Burgess, Patricia J.....	2,577.85	Cummings, Narcissa T.....	1,832.12
Burgest, Ethel S.....	1,794.05	Cunningham, Chris R.....	1,993.63
Burns, Patricia A.....	1,832.13	Cunningham, James B.....	2,922.63
Burton, Hattie E.....	2,068.36	Dadney, Adolphus.....	2,446.91
Burton, Lorraine R.....	286.07	Dahlgreen, Charles.....	1,832.23
Buscaglia, Angelo.....	716.25	Dancy, James E.....	1,905.95
Busetto, Elizabeth A.....	2,426.78	Danis, Carol G.....	1,832.24
Bushnell, William F.....	2,440.80	Dantzier, Frank.....	1,602.20
Busse, Charles A.....	2,218.18	Darby, James C.....	884.15
Caithamer, Tony J.....	1,832.12	Davis, Herman E.....	2,386.71
Cajandig, Catherine.....	1,993.67	Delnero, John A.....	2,455.69
Calabrese, Michael.....	1,900.94	Denby, Barbara J.....	2,085.36
Calep, Ollie Y.....	657.04	Dennis, Gladys C.....	1,912.88
Campbell, Annie P.....	1,999.78	Denye, Mollie B.....	1,953.25
Campbell, Jean Y.....	378.40	Depaul, Yolanda C.....	2,086.22
Cannon, Marguerite E.....	1,912.95	Deveney, Emily S.....	1,832.12
Carlson, Roger.....	2,517.56	Digiovanni, Michael.....	274.46
Carroll, Richard P.....	1,832.23	Dixon, Yvonne J.....	2,054.74
Carruthers, Dorothy.....	2,068.23	Dombrowski, Jr, Paul.....	2,295.50
Carter, Jeanette.....	812.51	Dompkne, Maebelle.....	1,832.23
Carty, Raymond J.....	2,460.85	Doran, Raymond J.....	1,705.28
Casale, Francine A.....	1,581.94	Dorociak, Linda.....	577.07
Casieri, Elizabeth S.....	2,068.36	Drake, Anthony F.....	812.55
Castori, Charline C.....	2,631.47	Dudeck, June C.....	1,529.73
Catanzaro, Joseph J.....	2,345.75	Dudley, Thelma S.....	1,832.13
Cater, Robert.....	1,980.62	Dunbar, Carlotta J.....	1,832.24
Cathamer, Carol M.....	1,940.94	Duncan, Vernon B.....	2,034.14
Chapman, Jacquelyn S.....	2,068.36	Dunn, John E.....	2,618.29
Chemers, Veronica.....	2,068.36	Dwy, Marjorie A.....	495.27
Chenelle, June M.....	2,814.69	Dyra, Jr, Francis J.....	1,993.65
Cheris, Judy.....	2,068.36	Edwards, Ethel L.....	1,832.12
Chiri, Gabriel.....	1,832.23	Edwards, Jacqueline.....	2,158.29
Claiborne, Clifford.....	2,710.78	Edwards, Joseph.....	1,832.23
Clark, Ella M.....	1,891.33	Edwards, Lillie H.....	327.87
Clark, Frances J.....	1,912.96	Edwards, Nathaniel.....	983.83
Clark, Rosalie.....	1,832.01	Edwards, Phyllis B.....	1,832.13
Cleveland, Fannie L.....	2,033.99	Elliott, Diane E.....	1,993.67
Colby, Loretta.....	2,076.80	Engelmann, Sylvia.....	1,832.23
Collins, Elizabeth A.....	1,984.94	English, Jami D.....	2,102.57
Collins, John J.....	1,308.87	English, Sam.....	2,970.16
Collins, Lillian J.....	1,668.28	Eugene, Mary C.....	1,993.63
Conroy, Joan M.....	2,076.81	Evan, Elizabeth A.....	3,006.65
Coons, Evelyn B.....	1,834.23	Fagan, Holley H.....	1,638.42
Corcoran, Mary G.....	2,102.58	Farah, Abdel A.....	2,034.15
Corr, Martha W.....	904.16	Farano, Gregory G.....	2,058.86
		Farnan, Mary T.....	1,832.12

Fay, Mary M.....	1,808.15	Guidice Jr, Roger S.....	2,085.38
Fealey, James F.....	2,087.44	Hairlich, Michael.....	2,076.80
Feeley, Thomas M.....	3,246.34	Haley, John B.....	2,085.35
Feischi, Catherine.....	1,545.45	Haley, Joseph H.....	2,058.05
Ferguson, Bernice.....	561.62	Hall, Judith A.....	140.84
Fink, Irwin C.....	39.61	Hamilton, Phillip C.....	1,953.31
Finnegan, Thomas M.....	3,212.37	Hamilton, Virginia L.....	784.47
Fitzgerald, Mercedes K.....	1,912.89	Hampton, Joan B.....	2,102.50
Fitzpatrick, Helen R.....	1,832.24	Haran, William J.....	2,922.63
Fitzsimons, Patricia K.....	1,832.23	Hardaway, Eugenia B.....	800.32
Flores, Ana E.....	1,953.31	Harrington, Bernard M.....	2,475.04
Flucke, Frances M.....	1,832.01	Harris, Earl G.....	937.60
Flynn, Dorothy P.....	2,130.22	Harris, Fred P.....	1,912.96
Forest, Helen M.....	1,912.89	Harris, Phyllis I.....	987.37
Francis, Tim.....	2,164.22	Harrison, Elsie F.....	1,912.88
Franklin, Ernestine B.....	1,408.73	Harth, Rosemary.....	729.87
Franklin, Sylvia A.....	2,058.79	Hartmann, Leona M.....	1,832.23
Franks, Miriam K.....	2,135.48	Hayes, Bama J.....	836.35
Freelon, Joe W.....	1,993.64	Heistad Jr, Wallace O.....	2,068.36
Friedman, Doris M.....	1,832.23	Hellmer, Eileen D.....	2,102.58
Friedman, Marianne K.....	541.17	Henderson, Kathryn B.....	2,004.64
Fulbright, Theresa R.....	1,993.68	Henderson, Tempie T.....	2,452.22
Fuller, Patricia J.....	2,068.36	Hennington, Shirley M.....	1,912.96
Gabbard, Max C.....	1,912.96	Hensel, Lorraine.....	812.55
Gambla, Rosemary.....	1,906.03	Hernquist, Dorothy.....	1,912.95
Gardner, Bernice E.....	1,912.96	Herrick, Gloria H.....	2,068.36
Gardner, Cornie M.....	1,230.95	Herron, Jean.....	3,432.71
Garrett, Lois J.....	2,068.24	Hester, Catherine T.....	2,067.14
Garrett, Margaret.....	1,912.88	Heuman, Jeanette K.....	1,968.45
Gattorna, Louis A.....	2,475.14	Higginbotham, Inez R.....	1,993.64
Gelfond, Robert E.....	2,075.50	Higgs, Elijah.....	1,193.34
Geraghty, Gwendolyn A.....	2,190.57	Hill, Joseph H.....	2,076.81
Gershman, Bernard E.....	1,408.57	Hinton, Willie W.....	1,832.12
Giannetti, Donald C.....	1,993.68	Hirsch, Burton W.....	3,212.37
Gibson, John O.....	3,208.07	Hirsch, Claire L.....	2,076.80
Gilliam, Audrey B.....	2,074.39	Hobson, Lula M.....	2,076.80
Gillies, Richard A.....	1,580.41	Hodanick, Virginia D.....	1,832.24
Glavanovits, Arlene G.....	1,832.13	Hodges Jr, Roscoe C.....	1,993.68
Glenn, Olga L.....	1,476.38	Hoeflinger, Ina J.....	1,993.63
Glowacki, Eugenia V.....	1,912.95	Holland, Nancy C.....	2,027.88
Goldin, Zelda.....	1,826.98	Holland, Richard.....	1,993.67
Gonzalez, Ruth F.....	995.78	Holloway, Alfretta.....	2,710.78
Gordon, Barbara L.....	2,814.69	Holloway, Earnestine L.....	2,102.49
Gordon, Esther F.....	2,034.14	Holzhall, Vincent.....	2,102.58
Grant, Ann L.....	110.25	Hones, Francis J.....	2,102.57
Green, Eunice M.....	2,392.35	Hopp, Jeanne.....	1,710.74
Green, Milton V.....	537.69	Horace, Raymond.....	1,953.26
Greenberg, Kenneth.....	79.66	Hosman, Eleanore A.....	2,034.14
Greenlaw, Roberta L.....	1,832.12	Howard, Gloria.....	1,346.45
Griffin, Mary F.....	1,912.88	Howard, Loretta D.....	1,735.05
Grippa, Betty M.....	1,832.24	Hunter, Mae M.....	1,993.68
Gruenberg, Rena K.....	1,815.46	Hurley, Jane E.....	596.92

Inouye, Satsuki	354.49	Kirby, Mary C.....	2,438.39
Intrivici, Vincent.....	1,832.23	Klein, Ann R.....	2,021.73
Israel, Carrie B	192.08	Knapp, Edward T.....	2,475.15
Iverson, Terry M.....	2,460.77	Knowski, Martha R	2,181.08
Jacksack, James C	1,993.68	Knox, Marshall F.....	2,017.98
Jackson, Alvernon.....	1,993.68	Konkel, Elaine	2,119.58
Jackson, Della P	2,004.64	Koonce, Susie L.....	2,076.81
Jackson, Evaston J	1,232.54	Kopielski, Camille A	2,068.36
Jackson, John.....	2,987.04	Korajczyk, Ronald W	1,468.54
Jackson, Juanita M	1,912.96	Kozanecski, Lucille.....	503.60
Jankowski, John W	2,622.44	Kravarik, Cozette.....	808.15
Jarnacz, Diana M.....	1,832.23	Krcmaric, Norma J	1,912.95
Jasionowski, John J	1,832.24	Kriz, Donald	3,006.65
Jaskowiak, Henry E.....	2,076.80	Kruzic, Ralph J.....	2,940.01
Johnson, Carole A.....	109.46	Krzyzanowski, Stanley F.....	1,832.23
Johnson, Ella M.....	2,102.49	Kubik, Edward A	1,832.13
Johnson, Gay	1,832.23	Kubistal, Patricia B.....	2,913.45
Johnson, Jimmie L.....	2,295.50	Kurakazu, Jane H.....	2,076.81
Johnson, June M.....	1,912.96	Kuramitsu, Tsuyoko N	537.69
Johnson, Lois Juanita	1,912.88	Kwasigroch, Edward E.....	3,006.65
Johnson, Margaret H	1,912.96	Lagattuta, Michael J	130.09
Johnson, Mary E.....	1,800.83	Lalik, Elizabeth D.....	2,102.58
Johnson, Mercedes S	2,034.00	Lamas, Maureen A	267.07
Johnson, Phedonia	156.80	Lambert, Gwendolyn L	4,246.48
Johnson, Willena M	1,832.12	Larrieu, Frances W	1,832.12
Jones, Coleta R.....	2,076.81	Larsen, Barbara L.....	1,993.67
Jones, Elbert L.....	2,119.58	Larsen, Joan D.....	2,036.49
Jones, Fannie F	1,832.10	Laud, Richard W	1,832.23
Jones, Freddie H.....	1,912.95	Lavizzo, Joseph A.....	1,664.86
Jones, Hettie F.....	1,832.23	Lawson, James A.....	1,832.12
Joravsky, Doris	1,953.31	Leatherman, Mary G	446.11
Jordan, Ellen M	2,814.68	Lebda, Barbara L.....	1,912.89
Jordan, Mary H.....	1,832.23	Lecos, James W.....	2,049.50
Juliano, Justo J.....	1,832.23	Leftwich, Otis N.....	1,912.88
Kaczala, Xandra C.....	2,068.36	Leibfried, Sheila H	1,912.95
Kagami, William.....	2,068.36	Lemke, Marilyn D.....	904.16
Kailes, Steven A	1,832.23	Lemke, Robert C.....	1,832.24
Kallen, Esta G.....	319.34	Leonard, Eva J.....	2,516.63
Kandelman, Raymiel.....	2,135.92	Lewis, Lillian M.....	1,912.95
Karabatsos, Angelo.....	2,079.21	Lewis, Paul V.....	2,102.49
Kartsounes, Bessie.....	2,475.15	Lightfoot, Maude E	2,711.21
Kartsounis, Eurydice	2,382.68	Link, Arlene A	3,413.45
Kavanagh, Mary Alice.....	2,102.48	Link, Virginia J.....	1,945.91
Kawiecki, David	1,832.24	Link, Warren R.....	2,102.48
Kawka, Thomas J	1,919.57	Lipkin, Joel A	1,832.24
Kearns, Donald E.....	84.73	Little, Conchita A	1,341.89
Kedzior, Leonard E.....	2,392.45	Littne, Roy E	812.55
Kelliher, Neal B.....	2,076.63	Logan, Levolia L	1,061.58
Kelly, Bernard J.....	1,443.39	Lott, Joyce L.....	652.27
Kenney, James D.....	2,130.22	Lowery, John F.....	2,102.49
Kiebles, Leo E.....	1,962.58	Lubin, Peggy J.....	130.72
King, Murtis W.....	1,456.19	Luby, William F.....	1,637.06
King, Willie Marie.....	1,993.64	Lucchese, Barbara R.....	1,160.35

Luedtke, Ernest O.....	1,832.23	Mirotznik, Dellors M.....	1,832.23
Lupe, Joseph B.....	2,475.04	Mita, Peggy S.....	1,832.23
Lynch, Margaret A.....	1,024.86	Mitchell, Clara M.....	483.92
Lyon, Corinne M.....	2,085.36	Mitchell, Nick B.....	1,832.23
Mack, Beatrice M.....	1,230.90	Mitchum, Barbara R.....	1,912.89
Mack, Christine.....	1,912.88	Mitrovich, Nevena.....	1,924.63
Mackel, Wesley E.....	2,138.88	Mogill, Marlowe J.....	2,108.80
Macro, Jesse A.....	1,866.74	Mollison-Douglas, Gwendolyn.....	1,832.13
Madison, Iona J.....	999.64	Monegain, Martin.....	2,028.00
Magnavite, Angelo C.....	943.97	Monteleone, William.....	2,045.00
Maher, Grace G.....	2,848.00	Monti, Avian.....	1,532.09
Manahan, Donald I.....	2,102.57	Moore, Buena P.....	1,993.68
Maniatis, Maria D.....	2,068.36	Moore, Jesse O.....	3,006.65
Manning, Donald M.....	2,034.14	Moorhead, William J.....	2,684.49
Marisi, August A.....	1,832.24	Moran, Eileen M.....	299.05
Marshall, Freeda A.....	961.77	Moran, George.....	2,051.63
Marshall, William A.....	3,432.71	Moran, James Lawrence.....	1,912.96
Martin, Douglas D.....	331.72	Moresi, Bixio.....	2,119.61
Martin, Hattie Q.....	1,508.56	Morris, Lucy S.....	2,102.53
Martin, Robert A.....	1,832.23	Morrison, Sandra A.....	2,119.58
Martin, Sallie L.....	1,832.13	Moser, Joseph R.....	2,414.11
Mateja, Richard S.....	1,773.40	Moss, Clotee M.....	1,894.05
Materre, Vera J.....	2,517.57	Motanky, Roberta A.....	1,832.23
Mathews, Richard A.....	1,636.96	Mountain, Gayle.....	1,907.46
Matousek, Barbara J.....	2,068.36	Moy, Walter C.....	1,545.36
Maultsby, Carrie O.....	1,087.33	Muellner, John P.....	1,912.96
Maxwell, Donald K.....	1,912.96	Mulhern, Rose A.....	1,832.23
May, George E.....	2,810.10	Mulstein, Harriet.....	1,832.23
May, Willie M.....	2,517.57	Munis, Nancy.....	2,076.80
Mayefsky, Florence B.....	1,545.36	Murphy, Adelaide P.....	1,832.24
Mayer, Alice E.....	1,993.63	Murphy, Mary C.....	784.47
Mazarakos, George L.....	2,252.50	Murray, Helen B.....	1,832.13
McAdoo, James H.....	933.87	Murray, William S.....	1,993.65
McBride, Mitchell.....	2,422.15	Nagel, Dolores.....	1,993.67
McCants, Eloise M.....	2,076.80	Nared, Marjorie B.....	1,832.13
McClellan, Ruth S.....	1,993.67	Nawrocki, Ronald J.....	3,595.20
McCullough, Rozanne P.....	1,832.13	Nellis, Celeste.....	2,102.48
McCurtis, Dora J.....	1,912.88	Nesbitt, Robert A.....	1,996.05
McFarland, Eva B.....	91.41	Newborn, Julius D.....	1,994.21
McGovern, Patricia A.....	938.10	Newman, Howard A.....	995.78
McHugh, Charlotte A.....	1,993.68	Nichols, Dianne K.....	2,068.36
McInerney, Kathleen.....	1,224.11	Nichols, Early.....	2,710.78
McLaughlin, John L.....	2,034.00	Nichols, Laverne A.....	383.25
McLemore, Ollie L.....	2,867.27	Niebr, George M.....	1,832.13
McLendon, Jesse A.....	2,295.50	Niebr, Joan A.....	1,832.13
McMaster, Hamilton J.....	3,432.69	Niemiec, Alice E.....	515.50
Mendyk, Matthew F.....	1,987.53	Nixon, Arline B.....	1,647.53
Merchant, Thelma Y.....	2,577.35	Nolan, Patricia A.....	1,912.90
Merriweather, Helen J.....	629.33	Norris, John F.....	485.72
Meyer, Charles H.....	1,953.32	Novakovic, Mary V.....	1,832.23
Miller, Joan D.....	733.98	Nurk, Marika.....	1,832.24
Minkoff, Howard S.....	1,953.25	Obmascik, Mary P.....	2,034.14

O'Brien, Arlene A.....	2,130.22	Reinkall, Libby.....	1,912.89
O'Brien, Raymond A.....	1,993.64	Reis, Frederick A.....	2,595.02
O'Connor, Daniel J.....	2,181.08	Reisinger, Robert G.....	1,912.96
Odell, Paul A.....	3,035.40	Reynolds, Leona T.....	1,051.95
Olita, Carol H.....	2,080.29	Reynolds, Suzanne.....	1,405.32
Olsen, Harvey C.....	582.00	Richard, Lucille B.....	446.08
Olson, E Robert.....	2,710.79	Richard, Orpha C.....	1,912.88
O'Malley, Patrick J.....	2,004.62	Richards, Betty L.....	2,560.69
Parker, Charlie T.....	1,832.13	Richardson, John A.....	2,295.50
Parker, Theresa L.....	1,373.57	Riley, Betty T.....	1,993.64
Patterson, Martha V.....	1,863.21	Rink, Leora J.....	2,034.14
Payette, Geraldine.....	1,434.29	Risby, Dorothy.....	1,832.13
Peach, Betty J.....	1,912.95	Risby, Joseph C.....	2,033.99
Peck, Frances M.....	2,068.24	Risner, Richard W.....	186.36
Penny, Odie M.....	722.19	Ritter, Lorraine V.....	1,039.65
Perkins, Anna M.....	2,455.70	Roberts, Kent T.....	1,327.12
Perkins, Lavonne H.....	2,517.57	Robeson, Shirley F.....	2,068.36
Perry, Marva J.....	1,993.65	Robinson Jr, Benjamin A.....	2,047.07
Peterson, David T.....	3,432.71	Robinson, Dora L.....	1,832.23
Petty, Bobbie.....	2,034.14	Robinson, Mary H.....	2,034.01
Phelps, Joseph M.....	1,951.35	Robinson, Mary L.....	3,212.37
Phillips, William N.....	2,198.56	Robinson, Nina M.....	2,030.47
Pikowitz, Walter D.....	2,306.84	Robinson, Phyllis.....	2,034.00
Pintozzi, Charles E.....	433.05	Roche, Miriam A.....	1,832.23
Pittman, Elizabeth B.....	1,756.02	Rocklin, Milton.....	2,034.00
Pittman, Shirley G.....	2,294.36	Rockove, Solomon.....	712.55
Planer, James E.....	2,601.21	Rockwell, Martin.....	2,198.47
Poetzingler, Loretta L.....	171.27	Rodack, John R.....	2,386.85
Pollack, Phillip A.....	2,392.36	Rogers, Ann R.....	1,953.25
Porter, Mildred V.....	3,167.37	Rogers, Thomas H.....	870.18
Powell, Ardella M.....	1,912.89	Rogers, Vhanesse L.....	1,993.66
Prah, James V.....	657.05	Rollins, Fannie T.....	1,912.88
Pratt, Martha M.....	1,590.65	Romanek, Walter H.....	2,483.59
Preyear, Frankie R.....	1,912.88	Ross, Nona G.....	1,477.65
Priest, David S.....	2,840.85	Rotruck, Thomas D.....	2,034.00
Pruchnicki, Michael.....	385.73	Roush, Rosemary.....	2,102.58
Pryor, Bob B.....	1,912.96	Russell, Earline S.....	1,993.64
Pulley, Bobby.....	1,477.09	Russell, Theodore R.....	1,912.89
Purnell, Fred C.....	2,004.61	Rybicki, Mary E.....	1,342.53
Quane, Robert E.....	1,750.36	Rzeminski, Stanley V.....	2,076.80
Quigley, Ruth M.....	1,832.23	Saddler, Barbara.....	2,517.57
Quillin, Myrtice.....	1,912.96	Saddler, Robert A.....	4,023.30
Rademacher, Kathleen D.....	2,071.76	Saltzman, Sara F.....	1,832.24
Rafayko, John.....	1,640.47	Sampieri, Rose M.....	2,666.98
Rainey, Idella A.....	1,912.95	Sangerman, Rosanne.....	1,832.24
Rankin, William.....	2,922.63	Santelli, Joseph F.....	1,036.82
Rapp, Rosemary.....	1,210.02	Sblendorio, Joseph P.....	1,993.67
Rasofsky, Eileen K.....	1,832.24	Scales, Evelyn P.....	1,912.95
Ratajski, Henry E.....	1,832.23	Scanlon, Marjorie L.....	219.66
Ray, Gladys J.....	2,710.78	Schertler, Mary D.....	1,912.96
Ray, Thomas W.....	1,382.57	Schmidt, David C.....	1,832.24
Reed, Irma J.....	1,832.13	Schmit, Karl O.....	1,282.86
Reed, Mary Louise.....	2,102.58	Schroeder, Joseph F.....	2,469.71

Schultz, Donald L.....	1,912.96	Stevens, Dorothy P.....	1,993.67
Schur, Lenora S.....	2,156.32	Stewart, Edna M.....	684.78
Schurla, Thomas J.....	2,440.82	Stewart, Mary.....	186.36
Scott, Lavonne.....	995.78	Stoll, Eugene G.....	2,047.19
Scott, Mamie P.....	194.14	Stowers, Alma.....	2,198.56
Scott, Sylvia L.....	1,912.95	Stringfellow, Sylvia A.....	1,987.49
Sebastian, Audrey.....	1,871.76	Stubbs, Lynell.....	2,517.57
Serota, Alvin.....	2,102.58	Sublett, Rollin M.....	95.59
Seymore, Lillian.....	2,501.15	Sullivan, James P.....	258.36
Shade, Harold E.....	1,997.64	Sullivan, John F.....	1,832.12
Shannon, Elaine L.....	3,006.65	Sussman, Marion.....	2,076.80
Shapiro, Marna.....	1,320.42	Sviatko, Anthony V.....	2,033.99
Shepherd, Rosemary.....	1,912.95	Swanson, Annie P.....	1,912.96
Sherman, Jack M.....	3,432.71	Szczurek, Paul J.....	1,993.67
Sherrod, Judith W.....	1,993.67	Tatman, Melissa A.....	2,034.14
Shinsato, Mildred M.....	1,832.23	Taylor, Grace M.....	2,085.36
Shively, Arline D.....	2,068.24	Taylor, Maryetta.....	2,036.43
Shuman, Phyllis.....	1,832.23	Taylor, William C.....	2,840.84
Sidor, Marion J.....	2,121.77	Teller, Michael E.....	2,074.51
Sieracki, Thomas.....	2,102.48	Tellfors, Herbert E.....	1,832.01
Sigunick, Enid A.....	2,076.80	Thomas, Anna L.....	1,832.23
Simonian, Raffie H.....	1,993.67	Thomas, Earl B.....	2,295.45
Six, Charles L.....	1,832.23	Thomas, Parnell L.....	2,102.58
Skyles Jr, Barnett.....	88.38	Threlkeld Jr, William L.....	1,839.70
Slack, Iva N.....	2,102.58	Thurau, Elaine C.....	2,076.81
Sledge, Juanita.....	465.77	Timm, Heinz W.....	1,832.24
Sloyan, Marie T.....	2,710.78	Tomcik, Vera A.....	1,832.23
Small, Rosemary G.....	1,832.01	Tomek, George E.....	2,085.36
Smith, Anna M.....	891.45	Tomita, Josephine.....	2,068.36
Smith, Dorothy J.....	1,832.12	Toomey, Nancy D.....	1,832.13
Smith, Edna A.....	2,076.80	Torgersen, Dorothy D.....	783.32
Smith, Edward R.....	1,912.95	Tortorelli, Lois A.....	2,068.24
Smith, Elizabeth T.....	1,993.67	Townsend, Catherine.....	1,993.63
Smith, Gwendolyn E.....	1,993.65	Tryba, Richard F.....	1,832.23
Smith, Irene H.....	1,832.13	Tucker, Eileen F.....	1,832.13
Smith, Lucy C.....	1,980.15	Turner, Bettye L.....	1,993.64
Smith, Mary E.....	1,832.23	Turner, Leon A.....	2,940.01
Smith, William D.....	675.19	Turnoy, Jule.....	436.03
Snow, Renee R.....	2,085.36	Utsch, Edmund F.....	2,295.47
Sohn, Ronald.....	2,569.33	Vail, Richard H.....	2,475.15
Spahn, Ernest E.....	1,912.96	Valentino, Richard.....	1,237.61
Sparks, Shilrey K.....	446.11	Vanderhulst, Lee D.....	292.53
Spears, Edward O.....	1,422.20	Vass, Charles L.....	1,820.18
Spears, Jessie M.....	1,993.63	Vaughtner, Maxine.....	1,996.12
Spillman, Bernard R.....	2,014.73	Vickas, Alex.....	1,985.32
Spillman, Jacqueline M.....	1,135.26	Vihon, Howard J.....	1,912.95
Square, Gwendolyn.....	2,085.36	Vinson, Leroy.....	2,034.00
Stalder, Robert.....	1,912.88	Vinson, Walter C.....	2,684.49
Stamps, Charlie B.....	130.09	Wadlington, Earline E.....	1,832.12
Stanton, Lolita Marie.....	1,660.96	Wainer, Betty A.....	1,912.96
Steel, Charles E.....	1,832.13	Walchak, Howard.....	2,068.36
Steirer Jr, Louis.....	1,084.94	Walderon, Jean.....	1,993.68
Stephenson, Richard E.....	6,166.72	Waldman, Charles T.....	1,993.67
		Walker, Christine J.....	274.46

Wall, Donald C	2,102.49	Wilson, Alvin	629.33
Wallace Jr, Edward L	1,993.67	Wilson, Johnny N	2,761.56
Wallace, Anne J	1,832.12	Wilson, Mary B	1,832.23
Walski, Elizabeth G	1,351.93	Wilson, Paul Ivan	2,068.36
Warden, Stephen D	2,036.45	Wilson, Willie H	2,085.35
Warren, Evelyn	1,912.95	Wockner, Phyllis	2,198.54
Washington, Vernice M	1,832.24	Wolff, Lois B	1,993.65
Watson, Edith D	2,027.87	Wood, Vera	1,912.89
Watt, Gwendolyn L	1,832.12	Woodard, Alphonzo	1,959.42
Weaver, Lucille H	1,111.29	Woods, Lennie C	1,832.12
Webster, Jean E	1,912.95	Woods, Robert L	1,953.32
Weinstein, Grace M	2,068.35	Worlds, Annie A	1,912.88
Welsh, William R	2,119.61	Worthy, Lucille S	1,829.78
Wenhart, Mary M	1,832.23	Wotovich, Sharon	2,028.00
Werner, Barbara A	1,361.28	Wright-Pryor, Barbara	788.78
West, Henrietta C	2,635.39	Wroblecki, Donald	1,939.73
Whelan, William J	263.12	Wuensch, Emil L	2,421.48
White, Charles E	1,832.23	Yang, James	2,034.01
White, Cleo H	1,993.67	Young, Donald A	629.30
White, Richard B	1,832.12	Zahora, Jack F	1,832.24
Whiting, Annette M	1,670.80	Zelenika, Walter A	2,068.24
Whitmal, Yolanda P	1,993.68	Zellhofer, Gregor F	1,646.07
Wiberg, Donald E	2,475.14	Zemaitis, Charles A	1,442.78
Wilborn, Theodis J	1,832.23	Zeman, Barbara J	1,993.67
Williams, Carolyn A	1,087.33	Zemtseff, George	1,966.26
Williams, Celestine	2,325.40	Zoscak, Arlene J	2,068.36
Williams, Eileen	2,076.80	Zurawski, Stephen R	2,295.50
Williams, Johnita	1,832.23	Zvetina, John P	1,613.80
Williams, Pearlle A	2,138.88	Zvzdich, Zerina S	2,068.23
Williams, Sarah J	2,076.81		\$1,450,053.89
Williams, Sheldon	2,102.49		
Williams-Smith, Theresa	1,993.65		
Willis, Richard C	902.02		
		Grand Total of All Refunds	\$3,588,976.19

Outside Time

The Committee on Claims and Service Credits reported that affidavits, or other evidence attesting to or certifying service in the public schools of the several states or in schools operated by or under the auspices of the United States outside of the City of Chicago were presented for the persons hereinafter listed.

The Committee recommended that the service described be approved for pension credit provided that the last five years of the member's service shall have been rendered in a position covered by this Fund, the State Universities Retirement System of the Teachers' Retirement System of the State of Illinois; a maximum credit of ten years shall be reduced by credit for such service validated by the State of Illinois and three-fifths of the term of service for which an annuity is granted shall be in the public schools of the City.

Name	School	Service	Years
Bragg, Douglas M	Dyett	Teaching	05.000
Estrada, Ellen C	Lane Tech High	Teaching	06.600
Green, John C	Marquette	Military	01.500

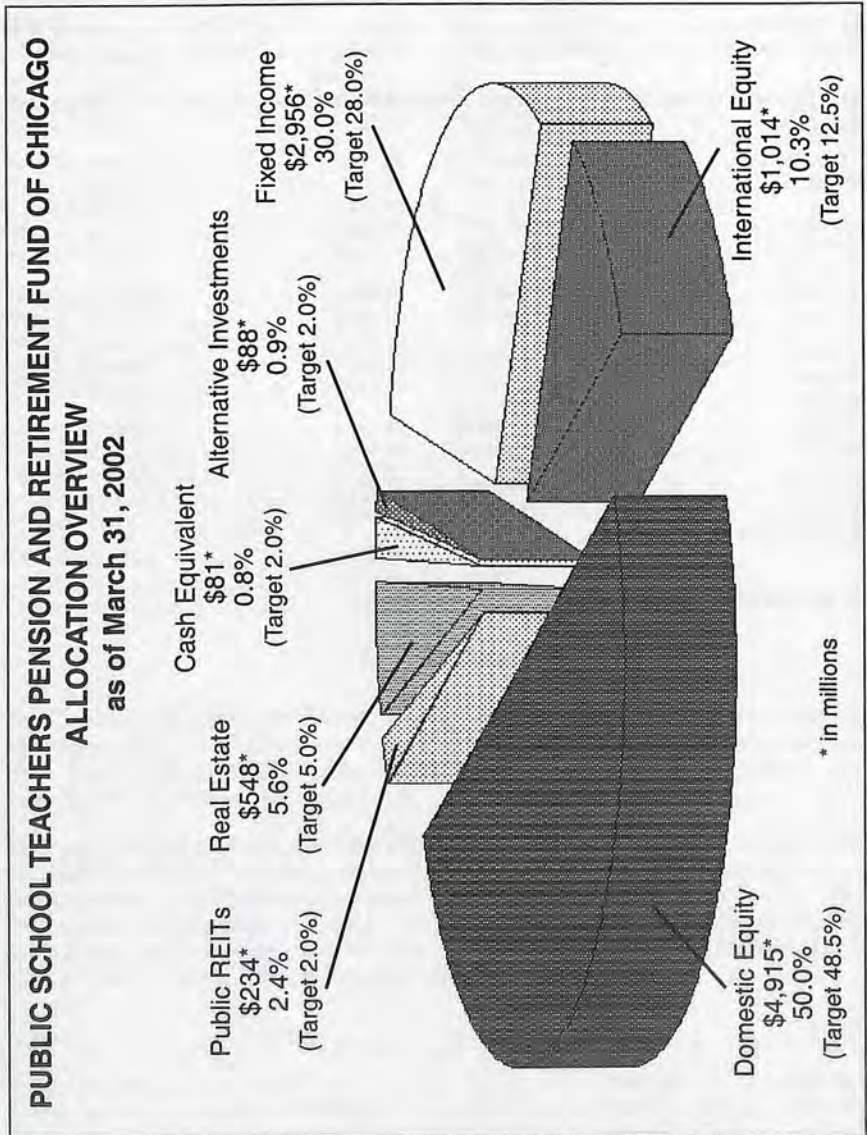
Hanshaw-Myles, Bessie	Healy	Teaching	10.000
Johnson, Rhonda F.	Central Office	Teaching	01.000
Kates, Constance	Marquette	Teaching	00.059
LeMaster, Mary M.	Drummond	Teaching	04.000
Luna, Concepcion	Schubert	Teaching	03.000
Olian, Rosalyn	Marshall Middle	Teaching	01.600
Reinert, Paul C.	Central Office	Teaching	02.000
Smith, Alice J.	Yates	Teaching	03.750
Van, Eileen J.	Cameron	Teaching	00.394
Wells, Patricia	Franklin	Teaching	02.000
Wilson, Dunn E.	DuBois	Teaching	01.000

Ms. Finnegan moved the Report of the Committee on Claims & Service Credits to the omnibus.

REPORT OF COMMITTEE ON INVESTMENTS

The Committee on Investments included the following reports subject to review and approval by the Board of Trustees. These reports shall be recorded in the proceedings of this meeting.

- Allocation Overview
- Investment Summary by Manager
- Manager Activity Summary Report
- Commission Report



INVESTMENT SUMMARY BY MANAGER
June 30, 2001 THROUGH March 31, 2002

EQUITY	FAIR VALUE 3/31/02	FAIR VALUE 12/31/01	FAIR VALUE 6/30/01	% CHANGE IN MV 3 Months	% CHANGE IN MV 9 Months - YTD	CASH OR SHORT-TERM	% OF CASH
Domestic							
Ariel	\$258,520,621	\$239,374,019	\$227,060,325	8.00%	13.86%	\$3,959,235	1.53%
Brinson Partners	256,251,331	247,860,453	250,046,139	3.39%	2.48%	9,764,979	3.81%
DFA	131,751,616	118,895,708	119,647,882	10.81%	10.12%	—	—
Fidelity	461,488,692	465,681,313	504,397,410	-0.90%	-8.51%	6,847,063	1.48%
Harris	300,483,142	289,013,023	304,400,516	3.97%	-1.29%	161,282	0.05%
Holland	46,680,109	45,594,893	47,086,940	2.38%	-0.86%	904,419	1.94%
Iridian	119,479,781	113,699,453	115,615,013	5.08%	3.34%	1,536,837	1.29%
J&W Seligman	249,356,712	247,937,332	258,205,116	0.57%	-3.43%	19,794,075	7.94%
New Amsterdam	136,472,185	133,906,780	141,543,284	1.92%	-3.58%	2,749,946	2.02%
NTGI 500	1,334,194,805	1,335,680,189	1,423,427,169	-0.11%	-6.27%	668,790	0.05%
NTGI Midcap 400	289,900,820	271,458,390	275,412,012	6.79%	5.26%	—	—
NTGI Minicap	544,178,424	524,719,430	535,822,060	3.71%	1.56%	—	—
Oppenheimer	107,070,217	108,689,324	117,244,338	-1.49%	-8.68%	3,364,190	3.14%
Transition (Nationsbank)	—	1,361	1,377	*	*	—	—
Waddell & Reed	485,545,449	512,384,979	533,868,852	*	*	44,071,246	9.08%
William Blair	127,029,203	127,710,867	124,575,653	-0.53%	1.97%	2,785,015	2.19%
Woodford Capital	18,790,838	19,363,158	20,577,174	-2.96%	-8.68%	938,578	4.99%
Zevenbergen	48,088,036	51,314,388	59,083,325	-6.29%	-18.61%	360,533	0.75%
Total	4,915,281,981	4,853,285,060	5,058,014,585	1.28%	-2.82%	97,906,188	1.99%

INVESTMENT SUMMARY BY MANAGER
June 30, 2001 THROUGH March 31, 2002

	FAIR VALUE 3/31/02	FAIR VALUE 12/31/01	FAIR VALUE 6/30/01	% CHANGE IN MV 3 Months	% CHANGE IN MV 9 Months - YTD	CASH OR SHORT-TERM	% OF CASH
International							
Lazard	206,347,573	199,389,706	223,125,605	3.49%	-7.52%	3,468,305	1.68%
Morgan Stanley - Intl.	427,133,566	414,099,857	422,351,201	3.15%	1.13%	13,542,649	3.17%
Schroder - EM	56,418,558	51,300,040	53,436,406	9.98%	5.58%	—	—
Zurich Scudder - EM	65,648,408	58,890,483	59,083,567	11.48%	11.11%	—	—
Zurich Scudder - Intl.	258,031,844	256,567,511	279,290,946	0.57%	-7.61%	17,869,905	6.93%
Total	1,013,579,949	980,247,597	1,037,287,725	3.40%	-2.29%	34,880,859	3.44%
Public REITs							
LaSalle	\$113,322,686	\$104,933,485	\$102,068,466	7.99%	11.03%	\$655,358	0.58%
Morgan Stanley	120,392,134	111,426,935	109,587,808	8.05%	9.86%	3,615,925	3.00%
Total	233,714,820	216,360,420	211,656,274	8.02%	10.42%	4,271,283	1.83%
TOTAL EQUITY	6,162,576,750	6,049,893,077	6,306,958,584	1.86%	-2.29%	137,058,330	2.22%
REAL ESTATE							
Blackstone	16,785,408	16,030,927	18,538,985	4.71%	-9.46%	—	—
Capital Associates	20,557,556	20,830,505	21,042,235	-1.31%	-2.30%	—	—
JP Morgan	108,908,810	108,323,727	106,385,302	0.54%	2.37%	—	—
Lend Lease	18,343,244	27,797,083	27,337,943	*	*	—	—
Olympus	22,926,182	22,731,193	22,590,598	0.86%	1.49%	—	—

INVESTMENT SUMMARY BY MANAGER
June 30, 2001 THROUGH March 31, 2002

	FAIR VALUE 3/31/02	FAIR VALUE 12/31/01	FAIR VALUE 6/30/01	% CHANGE IN MV 3 Months	% CHANGE IN MV 9 Months - YTD	CASH OR SHORT-TERM	% OF CASH
PRISA I	81,102,272	81,074,777	81,000,066	0.03%	0.13%	—	—
PRISA II	20,859,120	20,406,873	20,000,040	2.22%	4.30%	—	—
RREEF	61,987,112	61,008,011	60,730,474	1.60%	2.07%	—	—
SSR Tower	—	—	3,094,805	*	*	—	—
TimesSquare	83,735,701	82,984,357	83,744,181	0.91%	-0.01%	—	—
UBS Asset Mgmt	81,716,157	80,146,747	81,378,301	1.96%	0.42%	—	—
Walton	4,517,461	6,089,743	7,736,471	*	*	—	—
Walton II	17,511,650	18,254,277	19,177,734	-4.07%	-8.69%	—	—
Walton III	9,256,473	9,383,738	9,275,274	-1.36%	-0.20%	—	—
TOTAL	548,207,146	555,061,958	562,032,409	*	*	—	—
ALTERNATIVE INVESTMENTS							
Adams Street	17,606,018	17,493,461	20,187,963	0.64%	-12.79%	—	—
Harbourvest	24,049,362	22,770,182	23,431,448	*	*	—	—
Mesirow	18,235,887	19,158,565	19,058,903	-4.82%	-4.32%	—	—
Mesirow Fund 2	2,468,225	1,800,000	—	37.12%	*	—	—
Mesirow Capital VIII	1,085,664	1,000,000	—	8.57%	*	—	—
Pantheon	16,313,398	17,384,254	20,054,889	-6.16%	*	—	—
Pantheon Fund IV	6,052,897	3,315,176	2,479,961	*	*	—	—
Pantheon - Intl.	2,466,649	2,637,946	1,826,551	-6.49%	35.04%	—	—
TOTAL	88,278,100	85,559,584	87,039,715	*	*	—	—

INVESTMENT SUMMARY BY MANAGER
June 30, 2001 THROUGH March 31, 2002

	FAIR VALUE 3/31/02	FAIR VALUE 12/31/01	FAIR VALUE 6/30/01	% CHANGE IN MV 3 Months	% CHANGE IN MV 9 Months - YTD	CASH OR SHORT-TERM	% OF CASH
FIXED INCOME							
Bank of America	\$103,027,419	\$104,303,766	\$103,058,063	-1.22%	-0.03%	\$34,811,329	33.79%
Cash Equiv. - MFB North Instl	1,583	7,163,701	6,958,108	*	*	—	—
Internal	6,012,159	6,001,604	6,036,768	0.18%	-0.41%	—	—
Lincoln	501,537,010	506,993,231	498,648,815	-1.08%	0.58%	42,612,845	8.50%
MDL Capital	51,806,323	53,146,506	52,016,651	-2.52%	-0.40%	6,519,013	12.58%
Miller Anderson	335,889,224	338,714,524	334,848,334	-0.83%	0.31%	25,164,227	7.49%
NTGI Fixed Income	1,554,042,197	1,586,224,118	1,561,386,047	-2.03%	-0.47%	9,117,661	0.59%
Smith Graham	63,028,963	63,764,645	63,625,759	-1.15%	-0.94%	804,708	1.28%
Wellington	340,262,319	342,491,364	341,626,476	-0.65%	-0.40%	9,180,352	2.70%
TOTAL	2,955,607,197	3,008,803,459	2,968,205,021	-1.77%	-0.42%	128,210,135	4.34%
SHORT TERM							
Appropriation	42,795,206	44,553,227	32,434,929	*	*	42,702,299	—
Cash Equivalent	38,634,686	42,299,962	118,571,835	*	*	38,592,060	—
TOTAL	81,429,892	86,853,189	151,006,764	-6.24%	-46.08%	81,294,359	—
TOTAL PORTFOLIO	\$9,836,099,085	\$9,786,171,267	\$10,075,242,493	0.51%	-2.37%	\$346,562,824	3.52%

*Does not reflect the true change in market value due to contributions/distributions made during the period.
Note - Fair Value includes Cash and Cash Equivalents, A/P, A/R, and Accrual Income.

MANAGER ACTIVITY SUMMARY REPORT
6/30/01 THROUGH 3/31/02

	FAIR VALUE 3/31/02	FAIR VALUE 6/30/01	PURCHASES	SALES	TURNOVER %
EQUITY					
Domestic					
Ariel	\$258,520,621	\$227,060,325	\$40,759,544	\$44,588,803	16.79%
Brinson Partners	256,251,331	250,046,139	66,342,644	72,090,364	26.21%
DFA	131,751,616	119,647,882	—	410,458	0.00%
Fidelity	461,488,692	504,397,410	176,018,375	176,355,035	36.45%
Harris	300,483,142	304,400,516	150,949,855	150,933,030	49.90%
Holland	46,680,109	47,086,940	18,442,675	18,198,634	38.82%
Iridian	119,479,781	115,615,013	54,836,484	52,216,735	44.42%
J&W Seligman	249,356,712	258,205,116	220,134,881	210,867,776	83.09%
New Amsterdam	136,472,185	141,543,284	21,274,231	22,301,313	15.30%
NTGI 500	1,334,194,805	1,423,427,169	30,384,824	29,452,273	2.14%
NTGI Midcap 400	289,900,820	275,412,012	—	19,048	0.00%
NTGI Minicap	544,178,424	535,822,060	—	210,505	0.00%
Oppenheimer	107,070,217	117,244,338	47,130,116	46,069,007	41.08%
Transition Acct.	—	1,377	—	—	0.00%
Waddell & Reed	485,545,449	533,868,852	93,494,180	125,296,847	18.34%
William Blair	127,029,203	124,575,653	39,387,536	37,234,132	29.60%
Woodford	18,790,838	20,577,174	12,616,024	12,499,258	63.50%
Zevenbergen	48,088,036	59,083,325	24,145,672	24,263,651	45.06%
Total	4,915,281,981	5,058,014,585	995,917,041	1,023,006,869	

MANAGER ACTIVITY SUMMARY REPORT
6/30/01 THROUGH 3/31/02

	FAIR VALUE 3/31/02	FAIR VALUE 6/30/01	PURCHASES	SALES	TURNOVER %
International					
Lazard	206,347,573	223,125,605	92,326,881	89,443,857	41.65%
Morgan Stanley - Intl.	427,133,566	422,351,201	173,946,431	163,082,369	38.40%
Schroder - EM	56,418,558	53,436,406	—	248,517	0.00%
Zurich Scudder - EM	65,648,408	59,083,567	—	—	0.00%
Zurich Scudder - Intl.	258,031,844	279,290,946	108,070,053	108,757,796	40.23%
Total	1,013,579,949	1,037,287,725	374,343,365	361,532,539	
Public REITs					
LaSalle	113,322,686	102,068,466	19,773,873	14,192,207	13.18%
Morgan Stanley	120,392,134	109,587,808	30,974,658	25,058,123	21.79%
Total	233,714,820	211,656,274	50,748,531	39,250,330	
TOTAL EQUITY	6,162,576,750	6,306,958,584	1,421,008,937	1,423,789,738	
REAL ESTATE					
Blackstone	16,785,408	18,538,985	639,529	3,465,399	N/A
Capital Associates	20,557,556	21,042,235	—	707,194	N/A
JP Morgan	108,908,810	106,385,302	—	476,758	N/A
Lend Lease	18,343,244	27,337,943	—	7,691,583	N/A
Olympus	22,926,182	22,590,598	1,683,773	1,355,580	N/A

MANAGER ACTIVITY SUMMARY REPORT
6/30/01 THROUGH 3/31/02

	FAIR VALUE 3/31/02	FAIR VALUE 6/30/01	PURCHASES	SALES	TURNOVER %
PRISA I	81,102,272	81,000,066	144	583,493	N/A
PRISA II	20,859,120	20,000,040	—	98,176	N/A
RREEF	61,987,112	60,730,474	2,276,906	—	N/A
SSR Tower	—	3,094,805	—	—	N/A
TimesSquare	83,735,701	83,744,181	—	680,575	N/A
UBS Asset Mgmt	81,716,157	81,378,301	—	556,558	N/A
Walton	4,517,461	7,736,471	—	2,191,584	N/A
Walton II	17,511,650	19,177,734	—	1,132,503	N/A
Walton III	9,256,473	9,275,274	—	—	N/A
TOTAL REAL ESTATE	548,207,146	562,032,409	4,600,352	18,939,403	
ALTERNATIVE INVESTMENTS					
Adams Street	17,606,018	20,187,963	1,240,655	1,364,684	N/A
Harbourvest	24,049,362	23,431,448	5,100,000	684,974	N/A
Mesirow	18,235,887	19,058,903	1,200,000	—	N/A
Mesirow Fund 2	2,468,225	—	2,700,000	—	N/A
Mesirow Capital VIII	1,085,664	—	1,000,000	—	N/A
Pantheon	16,313,398	20,054,889	1,750,000	—	N/A
Pantheon Fund IV	6,052,897	2,479,961	3,675,000	—	N/A
Pantheon - Intl.	2,466,649	1,826,551	580,994	—	N/A
TOTAL ALTERNATIVE INV.	88,278,100	87,039,715	17,246,649	2,049,658	

**MANAGER ACTIVITY SUMMARY REPORT
6/30/01 THROUGH 3/31/02**

	FAIR VALUE 3/31/02	FAIR VALUE 6/30/01	PURCHASES	SALES	TURNOVER %
FIXED INCOME					
Bank of America	\$103,027,419	\$103,058,063	\$317,982,064	\$309,204,986	300.07%
Cash Equivalent	1,583	6,958,108	234,712	7,192,960	6.74%
Internal	6,012,159	6,036,768	—	136,883	0.00%
Lincoln	501,537,010	498,648,815	1,497,284,996	1,460,535,916	292.05%
MDL Capital	51,806,323	52,016,651	52,473,251	53,368,094	101.08%
Miller Anderson	335,889,224	334,848,334	104,924,917	82,962,667	24.74%
NTGI Fixed Income	1,554,042,197	1,561,386,047	314,839,837	292,208,759	18.76%
Smith Graham	63,028,963	63,625,759	95,523,106	93,636,272	147.86%
Wellington	340,262,319	341,626,476	116,230,188	116,252,296	34.09%
TOTAL FIXED INCOME	2,955,607,197	2,968,205,021	2,499,493,071	2,415,498,833	
SHORT TERM					
Appropriation Acct.	42,795,206	32,434,929	—	—	N/A
Cash Equivalent	38,634,686	118,571,835	—	—	N/A
TOTAL SHORT TERM	81,429,892	151,006,764	—	—	
GRAND TOTAL	\$9,836,099,085	\$10,075,242,493	\$3,942,349,009	\$3,860,277,632	

*Fair Value includes Cash and Cash Equivalents, A/P, A/R, and Accrual Income.

MANAGERS COMPLIANCE WITH BROKERAGE POLICY

	Chicago Minority & Women	Non-local Minority & Women	Chicago Firms	Commission Recapture	
EQUITY					
Years 2002 to present - Target	35.00%			15.00%	50.00%
2002, 1st qtr. Large cap	31.60%			18.23%	49.83%
Years 1998 to 2001 - Target	16.00%	15.00%	40.00%	30.00%	101.00%
2001 Large cap	32.58%	11.59%	43.52%	27.99%	115.68%
2000 Large cap	26.48%	13.04%	45.95%	24.68%	110.15%
1999 Large cap	23.09%	9.91%	52.87%	19.28%	105.15%
1998	27.20%	10.86%	36.10%	25.09%	99.25%
Years 1997 to 1997 - Target	16.00%	15.00%	40.00%	15.00%	86.00%
1997	14.77%	11.10%	25.47%	17.35%	68.69%
Years 1990 to 1996 - Target	16.00%	15.00%	40.00%	0.00%	71.00%
1996	24.27%	16.43%	30.45%	0.00%	71.15%
1995	26.96%	19.49%	31.95%	0.00%	78.40%
1994	36.82%	17.26%	47.88%	0.00%	101.96%
1993	32.69%	15.10%	47.10%	0.00%	94.89%
FIXED INCOME					
Year 1990 to present - Target	12.50%	12.50%	50.00%	0.00%	75.00%
2002, 1st qtr.	12.54%	6.67%	80.36%	0.00%	99.57%
2001	13.95%	5.71%	67.03%	0.00%	86.69%
2000	8.54%	2.93%	67.77%	0.00%	79.24%
1999	9.81%	5.05%	76.12%	0.00%	90.98%
1998	11.52%	6.80%	67.32%	0.00%	85.64%
1997	13.17%	2.97%	74.83%	0.00%	90.97%
1996	17.98%	7.15%	80.43%	0.00%	105.56%
1995	23.96%	4.80%	76.49%	0.00%	105.25%
1994	28.09%	8.44%	79.07%	0.00%	115.60%
1993	17.76%	10.98%	69.51%	0.00%	98.25%

**COMMISSIONS PAID TO BROKERS BY CATEGORY
JANUARY 1 - MARCH 31, 2002**

Large Cap Managers	BRINSON		FIDELITY		HARRIS		HOLLAND		NEW AMSTERDAM		OPPENHEIMER		WADDEL & REED		WOODFORD		ZEVENBERGEN		TOTAL LARGE CAP. MGRS.	
	Actual %	Target	Actual %	Target	Actual %	Target	Actual %	Target	Actual %	Target	Actual %	Target	Actual %	Target	Actual %	Target	Actual %	Target	Actual %	Target
Chicago Based Minority & Women Business Enterprise	0%	35%	35%	31%	35%	61%	35%	29%	35%	35%	35%	47%	35%	36%	35%	70%	35%	35%	32%	35%
Commission Recapture Program	28%	15%	5%	15%	15%	19%	15%	20%	15%	15%	23%	15%	29%	15%	17%	15%	13%	15%	18%	15%
Other Managers																				
Chicago Based Minority & Women Business Enterprise																				
Commission Recapture Program																				
TOTAL OTHER MANAGERS																				
Actual % Target Actual % Target Actual % Target Actual % Target Actual % Target Actual % Target Actual % Target Actual % Target Actual % Target Actual % Target																				
49% 35% 0% 35% 0% 35% 24% 35% 64% 35% 0% 35% 0% 35% 8% 15% 12% 15% 0% 15% 3% 15% 19% 35% 19% 35%																				
32% 15% 8% 15% 8% 15% 12% 15% 0% 15% 0% 15% 3% 15% 13% 15%																				
Total Managers										TOTAL ALL MANAGERS										
Actual % Target										Actual % Target										
Chicago Based Minority & Women Business Enterprise										Chicago Based Minority & Women Business Enterprise										
Commission Recapture Program										Commission Recapture Program										
27%										27%										
16%										16%										
35%										35%										
15%										15%										

**INTERNATIONAL EQUITY
COMMISSIONS PAID BY CATEGORY
January 1 Thru March 31, 2002**

FIRM/CATEGORY	WMOC	WMOO	O	Recap	TOTAL COMM.	PERCENT OF TOTAL
Morgan Stanley International	0	36,037	140,742	2,271	179,050	63.23%
Zurich Scudder Investments	0.00%	20.13%	78.60%	1.27%	100.00%	
	0	5,682	10,072	0	15,754	5.56%
	0.00%	36.07%	63.93%	0.00%	100.00%	
Lazard Asset Management	169	13,792	41,132	33,290	88,383	31.21%
	0.19%	15.60%	46.54%	37.67%	100.00%	
TOTAL	169	55,511	191,946	35,561	283,187	100.00%
	0.06%	19.60%	67.78%	12.56%	100.00%	

Category Code:	Target
Recap	25.00%
WMOC	10.00%
WMOO	N/A
O	N/A
Commission Recapure Program - Merrill Lynch Citicorp	
Women & Minority Owned Firms, in Chicago and Illinois	
Women & Minority Owned Firms, others	
Other	

REPORT OF THE PRESIDENT

Matter of Information

President Reilly disclosed to the Trustees that during the last month she has attended various local Chicago investment manager conferences.

REPORT OF THE FINANCIAL SECRETARY

Financial Statement

The Financial Secretary presented herewith a report on the Fund's net assets, changes in net assets, and supporting reports for the nine months ending March 31, 2002, with the recommendation that it be approved and printed in the proceedings of this meeting.

STATEMENT OF PLAN ASSETS

	<u>3/31/2002</u>	<u>6/30/2001</u>
ASSETS		
Cash and cash equivalents	\$ 350,599,083	\$ 470,282,798
Receivables:		
Employer	6,400,986	9,149,062
State of Illinois	5,420,392	5,420,392
Employee	20,087,813	31,847,464
Accrued investment income	46,356,173	59,343,290
Participating teachers' accounts for contributions	2,379,883	1,838,732
Other receivables	6,569	670,265
	<u>80,651,816</u>	<u>108,269,205</u>
Investments, at fair value:		
Equity	6,006,987,099	6,157,402,951
Bonds	2,941,228,753	2,884,065,768
Real estate	547,997,057	557,938,843
Private equity	88,278,089	87,175,989
	<u>9,584,490,998</u>	<u>9,686,583,551</u>
Prepaid expenses	275,002	1,816
Fixed assets	315,361	248,056
TOTAL ASSETS	<u>10,016,332,260</u>	<u>10,265,385,426</u>
LIABILITIES		
Administrative/accounts payable	158,648,407	153,836,480
TOTAL LIABILITIES	<u>158,648,407</u>	<u>153,836,480</u>
Net assets available for benefits	<u>\$ 9,857,683,853</u>	<u>\$10,111,548,946</u>

STATEMENT OF CHANGE IN PLAN ASSETS

	9 Months Ending 3/31/2002	Year Ending 6/30/2001
ADDITIONS:		
Employer:		
Early retirement option	\$ —	\$ 3,402,104
Federal funds	7,827,088	8,420,660
State of Illinois	48,833,526	65,094,700
Special leaves	86,839	136,280
Reciprocal collections	9,180	11,378
	<u>56,756,633</u>	<u>77,065,122</u>
Employee	96,196,349	149,094,964
Investment income:		
Interest	168,077,478	255,667,530
Dividends	61,077,239	84,517,978
Securities lending (net)	3,557,812	4,509,347
Realized gains (losses)	(73,281,509)	290,098,663
Unrealized gains (losses)	(101,987,995)	(799,319,230)
	<u>57,443,025</u>	<u>(164,525,712)</u>
Miscellaneous	119,234	70,078
TOTAL ADDITIONS	<u>210,515,241</u>	<u>61,704,452</u>
DEDUCTIONS:		
Refunds	11,217,330	14,988,165
Pension benefits	395,991,382	445,265,874
Death benefits	1,192,120	3,310,913
Health insurance rebate	32,556,162	44,088,569
Investment advisory & custodial	19,636,507	27,021,678
Administrative & miscellaneous	3,786,833	4,856,487
TOTAL DEDUCTIONS	<u>464,380,334</u>	<u>539,531,686</u>
NET INCREASE (DECREASE)	(253,865,093)	(477,827,234)
Net assets available for benefits		
at beginning of year	<u>10,111,548,946</u>	<u>10,589,376,180</u>
Net assets available for benefits at end of period	<u>\$ 9,857,683,853</u>	<u>\$10,111,548,946</u>

INVESTMENT ANALYSIS

MARCH 31, 2002

	FAIR VALUE 3/31/2002	FAIR VALUE 6/30/2001	FAIR VALUE 3/31/2001
ASSETS			
EQUITY	\$ 6,006,987,099	6,157,402,951	5,744,720,737
BONDS	2,941,228,753	2,884,065,768	2,917,286,906
REAL ESTATE	547,997,057	557,938,843	541,370,751
PRIVATE EQUITY	88,278,089	87,175,989	100,406,429
CASH & CASH EQUIVALENT	350,599,083	470,282,798	399,929,476
	<u>\$ 9,935,090,081</u>	<u>10,156,866,349</u>	<u>9,703,714,299</u>

INCOME

	9 Months		
	7/1/01 - 3/31/02	Fiscal Year 2001	Fiscal Year 2000
DIVIDENDS	61,077,239	84,517,978	82,756,036
INTEREST	168,077,478	255,667,530	247,393,544
SECURITIES LENDING (NET)	3,557,812	4,509,347	5,131,367
NET APPRECIATION	(175,269,504)	(509,220,568)	632,425,737
	<u>\$ 57,443,025</u>	<u>(164,525,713)</u>	<u>967,706,684</u>

1 The rate of return for the nine months ending March 31, 2002 for the S&P 500 Index and Lehman Aggregate Index was -5.30% and 4.76%, respectively. The Fund had a rate of return of 0.91% for nine months ending March 31, 2002 and 5.84% for the 12 months ending March 31, 2002.

2 Net appreciation for the nine months ending March 31, 2002 includes \$73 million of realized losses and \$102 million of unrealized losses. The decrease in net appreciation for the fiscal year 2001 was due to the decline in the Fund's rate of return (from 9.54% to -1.47%). The net appreciation for fiscal year 2002, although negative, has increased due to a rate of return increase from -1.47% to 0.91%.

MANAGER FEE ANALYSIS AS OF 3/31/02

	MANAGER FEES	FAIR VALUE	ANNUAL FEES ASA % OF PORTFOLIO	F. Y. 2001 MGR. FEES
	7/1 - 3/31/02	03/31/02		
EQUITY				
<i>Domestic</i>				
NTGI Minicap	\$ 216,715	544,178,424	0.0531%	\$ 287,598
NTGI Midcap Index 400 Fund	19,420	289,900,820	0.0089%	26,058
NTGI S & P 500 Index Fund (12/20/00 Funding decreased by \$150 mil)	99,265	1,334,194,805	0.0099%	151,526 *
Ariel Capital	524,346	258,520,621	0.2704%	636,823

Brinson Partners, Inc.	580,404	256,251,331	0.3020%	765,303
Dimensional Fund Adv.	418,766	131,751,616	0.4238%	523,819
Fidelity Management	1,094,137	461,488,692	0.3161%	1,703,161
Harris Investment	475,055	300,483,142	0.2108%	653,750
Holland Capital	132,343	46,680,109	0.3780%	244,973
Iridian Asset Management	583,138	119,479,781	0.6508%	756,213
J & W Seligman	744,453	249,356,712	0.3981%	1,094,220
New Amsterdam Partners	288,196	136,472,185	0.2816%	425,787
Oppenheimer Capital	278,515	107,070,217	0.3468%	395,483
Waddell & Reed Inv. Mgmt.	490,841	485,545,449	0.1348%	771,837 *
(Funding decreased: 12/18/00 by \$100 mil and 2/1/02 by \$20 mil)				
William Blair & Co.	465,898	127,029,203	0.4890%	615,352
Woodford Gayed Mgmt., Inc.	91,863	18,790,838	0.6518%	159,173
Zevenbergen Capital Inc.	249,868	48,088,036	0.6928%	480,587
Total	6,753,223	4,915,281,981	0.1832%	9,691,663
<i>International Equity</i>				
Lazard Asset Mgmt.	533,329	206,347,573	0.3446%	483,229 *
(Funded 12/2000 \$250 mil)				
Morgan Stanley Asset Mgmt.	1,362,522	427,133,566	0.4253%	1,884,791
Zurich Scudder, Intl Group & Emerging Market	1,001,785	323,680,252	0.4127%	1,607,991
Schroder Capital Emerging Markets	366,804	56,418,558	0.8669%	582,230
Total	3,264,440	1,013,579,949	0.4294%	4,558,241
<i>Public REITS</i>				
La Salle Inv.	379,650	113,322,686	0.4467%	458,170
Morgan Stanley	544,350	120,392,134	0.6029%	673,726
Total	924,000	233,714,820	0.5271%	1,131,896
TOTAL EQUITY	\$10,941,663	6,162,576,750	0.2367%	\$15,381,800

FIXED INCOME

Bank of America	\$ 121,171	103,027,420	0.1568%	\$ 135,152
Lincoln Capital	205,594	501,537,009	0.0547%	268,794 *
MDL Capital Mgmt., Inc.	66,835	51,806,323	0.1720%	74,710 *
Miller Anderson & Sherrerd	435,057	335,889,224	0.1727%	563,330
NTQA Fixed Income index	118,941	1,554,042,197	0.0102%	153,329
Smith Graham	118,915	63,028,963	0.2516%	154,198
Wellington Mgmt. Co.	526,155	340,262,319	0.2062%	695,679
Internal	N/A	6,013,742	N/A	N/A
Total	1,592,668	2,955,607,197	0.0718%	2,045,192

REAL ESTATE

Blackstone Group	176,187	16,785,408	1.3995%	306,590 *
Capri/Capital Associates	112,575	20,557,556	0.7301%	149,012
TimesSquare Real Estate	593,769	83,735,701	0.9455%	938,805 *
(6/30/01 Funding decreased by \$21 mil)				
JP Morgan (6/30/01 funding decreased by \$70 mil)	911,291	108,908,810	1.1157%	1,892,605 *
Lend Lease R. E.	158,659	18,343,244	1.1533%	238,576
Olympus Real Estate	215,663	22,926,182	1.2542%	327,051 *
PRISA (Funded 7/2/01)	583,493	81,102,272	0.9593%	— *
PRISA II (Funded 7/2/01)	149,290	20,859,120	0.9543%	— *
RREEF	419,460	61,987,112	0.9023%	755,571
SSR Tower (Liquidated 6/30/01)	—	—	431,625	
UBS Realty Inv.	590,541	81,716,157	0.9636%	547,591 *
(6/30/01 Funding increased by \$32.9 mil)				
Walton	75,464	4,517,461	2.2273%	112,814 *
Walton Fund II	138,749	17,511,650	1.0564%	172,191
Walton Fund III	95,179	9,256,473	1.3710%	84,806 *
Total	4,220,320	548,207,146	1.0265%	5,957,237

ALTERNATIVE INVESTMENT

Adams Street Partners, LLC	646,251	17,606,018	4.8942%	642,658 *
HarbourVest Partners	756,163	24,049,362	4.1923%	730,412 *
Mesirow Financial	245,625	18,235,887	1.7959%	327,500 *
Mesirow Financial				
(Fund II Funded 7/31/01)	252,063	2,468,225	13.6164%	— *
Mesirow Financial (Fund VIII)	—	1,085,664	—	—
Pantheon Ventures Fund IV	36,999	6,052,897	0.8150%	48,448 *
(Start funding 1/22/01)				
Pantheon Europe Fund	(12,344)	2,466,649	-0.6672%	71,430 **
(Start funding 1/8/01)				
Pantheon Ventures	178,278	16,313,398	1.4571%	226,925 *
Total	2,103,035	88,278,100	3.1764%	2,047,373

CASH EQUIVALENT

Internal	N/A	81,429,892	N/A	N/A
TOTAL MANAGER FEES	\$18,857,686	9,836,099,085	0.2556%	\$25,431,602

* Manager fees for these managers are fees based on adjusted Market Value which includes an increase or decrease in their funding. Often, they do not provide a strong comparison, since funding occurred during the respective comparison periods.

** Year end accrual for 2001 was overstate. Total amount paid to this Fund is the combination of FY 2001 and 2002 manager fees.

Notes:

N/A applies to accounts for which the Fund does not pay managers fees.

ADMINISTRATIVE & INVESTMENT EXPENSE ANALYSIS

	9 Months Ending 3/31/2002		Budget YE 2002	%	Year Ending 6/30/2001	Year Ending 6/30/2000
Salaries	\$ 2,253,070	1	3,028,000	74%	\$ 2,766,610	\$ 2,610,503
Actuary fees	31,000	2	46,000	67%	45,500	41,750
Auditing	34,000	3	34,000	100%	31,000	30,500
Consulting fees	—	4	22,000	0%	—	27,415
Data processing expense	9,953	5	20,000	50%	29,463	27,163
Document imaging	111,072	6	150,000	74%	9,767	—
Election expense	75,192	7	24,000	313%	1,035	23,987
Employee's health insurance	415,151	8	529,000	78%	461,078	406,940
Health insurance consulting	37,050	9	100,000	37%	69,870	45,730
Insurance premiums	11,630	10	16,500	70%	14,452	11,496
Legal fees	86,028	11	160,000	54%	162,538	118,880
Legislative expense	66,345	12	89,100	74%	83,055	74,550
Maintenance of equipment, systems, software and support	46,287	13	70,000	66%	54,353	66,394
Medical fees	12,939	14	20,000	65%	19,820	12,998
Membership dues, conference attendance, etc.	7,072	15	28,000	25%	27,373	15,975
Office forms and supplies	37,560	16	52,500	72%	52,296	59,975
Office rent and utilities	316,498	17	368,000	86%	340,266	343,169
Postage	91,317	18	162,500	56%	161,141	149,704
Printing and binding	66,215	19	150,000	44%	212,047	171,900
Studies and evaluation	—		55,000	0%	76,095	—
Temporary staffing (MIS)	6,200	20	50,000	12%	4,096	36,724
Trustees' expenses	25,378	21	72,000	35%	70,547	53,434
Miscellaneous	46,876	22	65,000	72%	73,249	46,765
Total Administrative	\$ 3,786,833		5,311,600	71%	\$ 4,765,651	\$ 4,375,952
Custodial	\$468,411	23	669,500	70%	\$650,655	\$549,004
Consulting	270,365	24	360,000	75%	373,799	284,917
Manager fees	18,857,686	25	27,550,000	68%	25,431,602	24,028,050
Fees for foreign exchange and real estate	40,045	26	—	100%	565,622	1,008,542
Total Investment	\$19,636,507		\$28,579,500	69%	\$27,021,678	\$25,870,513
Fixed assets	67,305	27	150,000	45%	\$248,056	\$54,848
Database (Pension Gold) project	252,592	28	*	—	—	—
Total Capital Expenditures	319,897		150,000	—	248,056	54,848

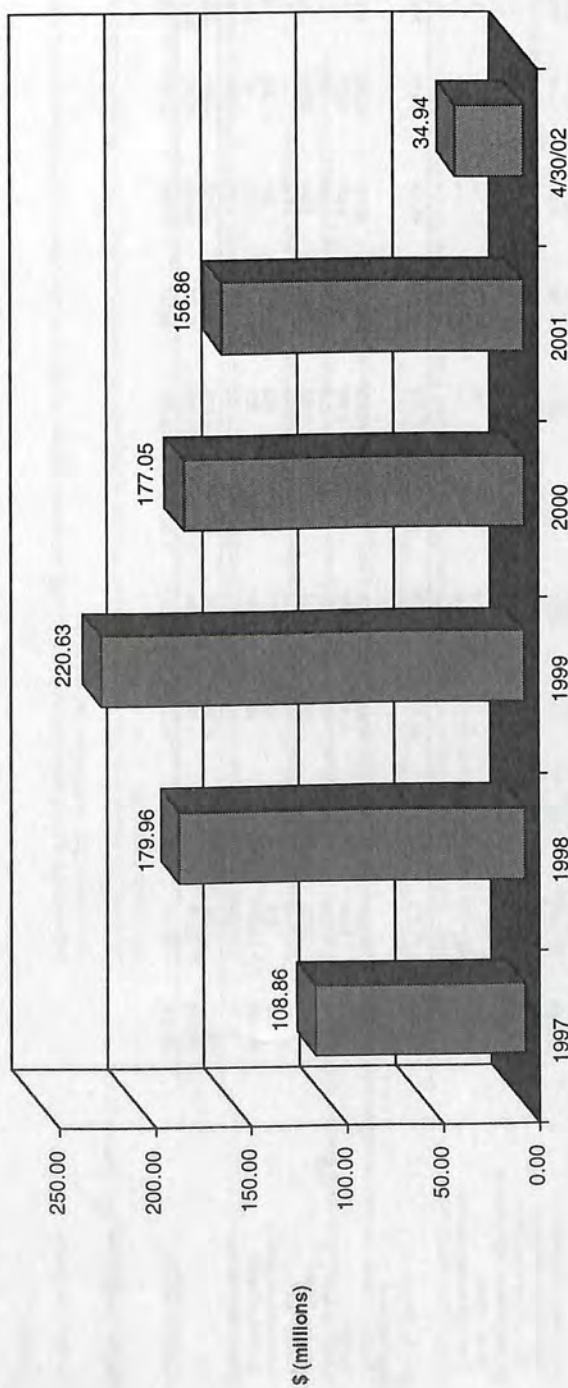
7 Three Trustee elections held FY2002.

15/21 Infrequent travel in FY2002 due to current world events.

17 Acquisition of 14th floor 2/02.

* 3.2 million approved for period of approximately 2-1/2 years

CASH BALANCES
June 30



Key Points:

- Economic downturn impacts both dividends and income since 1999.
- Shift to higher equity allocation in 1997. Interest income used for cash flow decreases, while no liquidation of gains in equity portfolio.
- Private Equity funding from cash operations; \$20 million since 1999.
- Annual benefits increase over \$100 million due to new legislation.
- Segregation of health insurance account from operating account; \$32 million.

Operating Cash Flow 2001-2002 (thousands)

	July '01	August	September	October	November	December	January '02	February '02	March '02	April '02	Total
Beg. Cash:	156,863	103,279	105,476	89,133	74,537	77,331	40,936	23,587	46,932	40,300	156,863
Receipts:											
Member contributions	8,596	8,539	10,258	11,925	17,928	17,509	7,125	11,970	11,986	12,363	118,199
Employer contributions	750	4,070	290	767	833	856	1,242	4,302	6,297	6,298	25,705
Investment income	19,268	33,459	17,815	17,008	24,640	19,740	14,877	26,263	15,629	16,755	205,454
Real Estate distributions	94,095	149	785	224	1,975	1,133	3,811	987	7,824	2,116	113,099
Private Funds distributions	-	-	342	-	288	154	743	-	-	-	1,527
Manager fee reimbursement	550	-	4,164	207	-	3,306	653	84	4,019	188	13,171
Insurance rebate reimbursement	2,932	2,521	2,493	3,318	2,510	7,175	3,088	3,013	3,399	3,399	33,848
Sale of security	-	-	-	-	-	-	-	7,193	-	-	7,193
Transfer from other accounts	-	-	-	-	-	-	-	20,000	-	10,000	30,000
	126,191	48,738	36,147	33,449	48,174	49,873	31,539	73,812	49,154	51,119	548,196
Disbursements:											
Pensions	37,300	39,130	41,189	40,606	40,122	71,864	40,939	43,147	41,903	43,530	439,730
Refunds	1,528	2,444	1,519	1,118	1,253	1,542	1,563	830	1,491	2,177	15,465
Death benefits	253	295	137	193	434	228	278	137	196	323	2,474
Insurance Rebate	2,932	2,521	2,493	3,318	2,510	7,175	3,088	3,013	3,399	6,381*	36,830*
Manager fees	361	-	5,072	-	-	3,708	741	1,153	4,146	-	15,181
Administrative expenses	145	225	388	181	183	516	172	737	214	265	3,026
Real Estate funding	133,969	1,926	342	862	136	235	807	-	1,787	54	140,118
Private Funds funding	3,287	-	1,350	1,767	742	1,000	1,300	1,450	2,650	3,750	17,296
	179,775	46,541	52,490	48,045	45,380	86,268	48,888	50,467	55,786	56,480	670,120
	(53,584)	(2,197)	(16,343)	(14,596)	(2,794)	(36,395)	(17,349)	(23,345)	(6,632)	(5,361)	(121,924)
Balance at month end	103,279	105,476	89,133	74,537	77,331	40,936	23,587	46,932	40,300	34,939	34,939

*Includes insurance rebate tru-up reimbursed in may.

Operating Cash Flow 2002-2003

ANALYSIS

Receipts:

Member Contribution
Represents 9% payroll deduction received from CPS. September increase due to start of new school year. November contains three payroll dates. December/January due to timing.

Employer Contribution
Represents \$25 million from State Appropriation (excess begins in February) and Federal Funds from CPS. August exhibits one-time ERO payment from CPS.

Investment Income
Dividends and Income received by Fund. August, November, February and May are when a majority of the semiannual bond interest payments were made.

Real Estate/Private Funds Distributions
Distributions from Real Estate and Private Equity managers. July reflects distribution from Managers to rebalance the Real Estate portfolio.

November \$1.6 million from Walton; January \$3.0 million from Blackstone; March \$7.0 million from Lend Lease.

Manager Fee Reimbursement/Manager Fees
Fees paid quarterly. Reimbursement received from investment accounts for managers except for real estate and private equity.

Insurance Rebate Reimbursement/Insurance Rebate
Insurance premiums paid by operating account and reimbursed by health insurance account.

Sale of Security
Short-term fixed income securities held in the internal account were liquidated for cash flow.

Transfer for Other Accounts
Transfer from money managers' accounts to cover cash flow. Transfer occurs from areas where the Fund's allocation is less than target—primarily from index portions.

Disbursements:

Pensions
Pension payroll. Expense increase in September due to new enrollees. Expense in December (\$31 million) initial lump sum payment due to new 5+5 legislation.

Refunds
Refunds paid. April 2002 represents refund for excess 5+5 cost.

Administrative Expenses
September increase due to Custodial fees. December increase due to (1) Custodial fees; (2) LRS software purchase. February increase due to (1) Custodial fees; (2) LRS; (3) Segal—Health Insurance consultant.

Real Estate/Private Equity Disbursement
Reallocated Real Estate in July; added \$40 million from operating account.
Private Equity funded \$0.9 million for Mesirov and \$1.8 million for Pantheon in March. Funded \$2.0 million for HarbourVest and \$1.8 million for Pantheon in April. Funded \$1.4 million for HarbourVest and \$1.8 million for Pantheon in July.

Projected Operating Cash Flow 2002-2003 (thousands)

	May	June	July '02	August	September	October	November	December	January '03	February	March	April	Total
Receipts:													
Member contributions	18,000	12,000	8,500	8,500	10,300	18,000	12,000	12,000	12,000	12,000	12,000	12,000	147,300
Employer contributions	6,100	6,100	700	700	700	700	700	700	700	4,000	6,100	6,100	33,300
Investment income	25,000	17,500	17,500	30,000	17,500	17,500	25,000	17,500	17,500	25,000	17,500	17,500	245,000
Real Estate distributions	1,600	1,100	1,100	1,100	1,100	1,100	1,100	1,100	1,100	1,100	1,100	1,100	13,700
Manager fee reimbursement	3,900	600	—	3,900	600	—	3,900	600	—	3,900	600	—	18,000
	54,600	37,300	27,800	44,200	30,200	37,300	42,700	31,900	31,300	46,000	37,300	36,700	457,300
Disbursements:													
Pensions	43,500	43,500	43,500	42,700	44,300	43,300	43,300	43,300	43,000	43,000	43,000	43,000	519,400
Refunds	1,800	1,800	11,800	1,700	1,500	1,500	1,500	1,500	1,500	1,500	1,500	1,500	29,100
Death benefits	300	300	300	300	300	300	300	300	300	300	300	300	3,600
Manager fees	4,400	600	—	4,400	600	—	4,400	600	—	4,400	600	—	20,000
Administrative expenses	700	400	400	400	550	420	420	420	420	420	570	420	5,690
Real Estate funding	200	200	200	200	200	200	200	200	200	200	200	200	2,400
Private Funds funding	1,300	1,300	1,300	1,300	1,300	1,300	1,300	1,300	1,300	1,300	1,300	1,300	15,600
	52,200	48,100	57,500	51,000	48,750	47,020	51,420	47,770	46,720	51,120	47,470	46,720	595,790
Deficiency	2,400	(10,800)	(29,700)	(6,800)	(18,550)	(9,720)	(8,720)	(15,870)	(15,420)	(5,120)	(10,170)	(10,020)	(138,490)

Projected Operating Cash Flow 2002-2003

ANALYSIS

Receipts:

Member Contribution for May and October is larger than other months due to three payroll payments in these months. Contributions for July, August and September are lower due to summer vacation.

Employer Contribution is larger on the months of February through June because the excess state allocation (\$65 - \$40 million) is retained in the operating account.

Investment Income data is based on prior year experience and expected improvement in interest rate environment.

Real Estate distribution is based on prior year experience smoothed out for entire year.

Managers' fees reimbursement based on historic data.

Disbursements:

Pensions based in prior periods, April through July increased by \$1.3 million and August \$500 thousand due to 5+5 revision; May through December increased by \$300 thousand due to revision of 2.2 pension formula and starting August pension payment increased due to new pensioners.

Refunds based on historical numbers, increased by \$300 thousand from May through July 2002 and \$200 thousand in August due to new legislation for excess 5+5 cost refunds. July increased by an additional \$10 million due to revision of 2.2 formula based on new legislation.

Death benefits based on historical data.

Managers' fees based on historical data.

Administrative expenses based on historical data while adding \$200 thousand for new AS400 (May), \$150 thousand for second payment for LRS software (May) and increasing expenses in October due to payroll changes. September, December, March and June reflect \$150 thousand additional per month for custodial fees.

Real Estate disbursement is estimated at \$2.4 million per year based upon our funding status with the managers. This amount has been smoothed out over 12 months.

Private Funds funding based on projected required funds smoothed out over 12 months during year.

Mr. Silver moved the Report of the Financial Secretary to the omnibus.

OMNIBUS VOTE

On a motion by Mr. Silver, seconded by Mr. Ward, and unanimously passed, the foregoing committee reports which were moved to the omnibus were approved.

REPORT OF THE ATTORNEY

Pending Litigation Presentation of Michael F. Young

Ms. Anita Tanay of Jacobs, Burns, Orlove, Stanton and Hernandez, discussed with the Trustees the disability application of Michael F. Young. A presentation was heard by Mr. Young's attorneys Mr. Nathan Q. Rugg and Mr. David Bryant of Daley, DeBofsky & Bryant.

Fund counsel requested Mr. Young's attorneys to verify dates that were discussed and to submit to the Board an opinion as to what Indiana law provides with regard to the finality with the plea as distinguished from the injury of a conviction.

The Board will clarify the facts and report back at the July Board meeting.

ADJOURNMENT

On a motion by Mr. Silver, seconded by Ms. Anderson, and unanimously passed, the meeting adjourned at 3:45 p.m.

(Ms. Finnegan, Ms. Reilly, Ms. Rodriguez, and Mr. Katsulis were not present at the time the vote was taken.)

Respectfully submitted,



María J. Rodriguez
Recording Secretary