

PROCEEDINGS

OF THE

Board of Trustees

OF THE

**Public School Teachers' Pension and
Retirement Fund of Chicago**

VOL. XLII

July 19, 2007 to June 17, 2008

Board of Trustees

History of Membership

July 19, 2007 to June 17, 2008

| | |
|--|---|
| VAUGHN J. BARBER | November 29, 2005 to November 20, 2007 |
| Chairperson, Pension Law and Rules | November 21, 2006 to November 20, 2007 |
| | |
| ALBERTO A. CARRERO, JR. | November 19, 2002 to June 17, 2008 |
| | |
| JAMES COSME | January 19, 2006 to November 20, 2007 |
| | |
| PEGGY A. DAVIS | November 21, 2006 to June 17, 2008 |
| | |
| LINDA S. GOFF | November 20, 2007 to June 17, 2008 |
| | |
| MARY HANSON | November 29, 2005 to November 20, 2007 |
| Recording Secretary | November 29, 2005 to November 20, 2007 |
| | |
| CHRIS N. KOTIS | November 20, 2007 to June 17, 2008 |
| | |
| LOIS NELSON | November 29, 2005 to June 17, 2008 |
| Vice President | November 29, 2005 to June 17, 2008 |
| Chairperson, Personnel and Service Providers | November 21, 2006 to June 17, 2008 |
| | |
| JOHN F. O'BRILL | November 21, 1995 to November 20, 2001 |
| | and November 29, 2005 to June 17, 2008 |
| President | November 29, 2005 to June 17, 2008 |
| Chairperson, Committee on Investments | January 19, 2006 to June 17, 2008 |
| | |
| REINA OTERO | November 21, 2006 to June 17, 2008 |
| Chairperson, Committee on Finance and Audit | November 20, 2007 to June 17, 2008 |
| Financial Secretary | November 20, 2007 to June 17, 2008 |
| | |
| WALTER E. PILDITCH | November 21, 1995 to November 20, 2001 |
| | and January 15, 2004 to June 17, 2008 |
| | |
| MARY SHARON REILLY | November 19, 1991 to September 17, 2002 |
| | and November 20, 2007 to June 17, 2008 |
| Chairperson, Pension Law and Rules | November 20, 2007 to June 17, 2008 |
| | |
| MARIA J. RODRIGUEZ | November 16, 1999 to June 17, 2008 |
| Chairperson, Committee on Finance | November 29, 2005 to November 20, 2007 |
| Financial Secretary | November 29, 2005 to November 20, 2007 |

JAMES F. WARD November 25, 1997 to June 17, 2008
Chairperson, Claims and Service Credits February 18, 2003 to June 17, 2008

NANCY WILLIAMS November 21, 2006 to June 17, 2008
Recording Secretary. November 20, 2007 to June 17, 2008

Index to Volume XLII

July 19, 2007 to June 17, 2008

Actuarial Service

| | |
|---|--------------------------------|
| Actuarial reports presented pursuant to GASB Statements | 262 |
| Actuarial valuation for retiree health insurance benefits | 2 |
| Actuarial valuation, summary of results | 189, 197 |
| Goldstein and Associates | |
| Present at board meetings | 1, 24, 128, 188, 196, 261, 329 |
| Present at executive sessions | 177 |
| Present at trustee education workshop | 187 |
| Investment return assumption discussion | 26, 330 |
| Language in CPS lawsuit discussion | 331 |
| Reports of | 2, 26, 189, 197, 262, 330 |

Attorney. *See* Legal Counsel

Auditing Service

| | |
|--|-----|
| Bansley and Kiener LLP, present at meeting | 327 |
|--|-----|

Board of Trustees

| | |
|--|-------------------|
| 2008 meeting schedule and date changes | 173, 183, 256 |
| Committees, discussion of inactive | 132 |
| Gifts from vendors | 25, 27 |
| International travel | 25, 122, 126, 175 |
| Oaths of office | 130 |
| Organization of the Board | 131 |
| Committee chairpersons appointed | 131 |
| Election of officers | 131 |

Business, New

| | |
|---|-----|
| 14, 111, 124, 256, 267, 388 | |
| Committee meetings scheduled | 267 |
| Disability matter discussion | 111 |
| International business conference participation | 124 |
| Letter from member | 388 |
| Performance evaluation for the Executive Director and the | |
| Service Provider's agreement contracts | 319 |
| Proposed change to the <i>Election Policies and Procedures Handbook</i> | 14 |

Business, Other

| | |
|---|-----|
| Amendment to the bylaws and rules | 175 |
| Hoi T. Huynh request for loan | 176 |

Business, Unfinished

| | |
|--|-----|
| Educational conference update | 388 |
| Pension protection act | 388 |
| Trustee Nelson's educational conferences | 388 |

Chief Operating Officer

| | |
|--|---|
| Patricia Hambrick | |
| Present at board meetings | 1, 9, 24, 117, 128, 181, 188, 196, 261, 273, 329, 340 |
| Present at executive sessions | 6, 177, 268, 321, 337, 389 |
| Present at Finance and Audit Committee meetings | 327, 396 |
| Present at Investment Committee meeting | 271 |
| Present at Pension Law and Rules Committee meetings | 17, 269 |
| Present at Personnel and Services Committee meetings | 17, 394 |

Claims and Services Committee

| | |
|--|------------------------|
| Administrative hearings schedule | 15 |
| Applications for pensions | 59, 161, 228, 304, 371 |
| Jeanne B. Olson | |

| | |
|---|----------------------------|
| Administrative hearing | 15, 21 |
| Request to purchase service credit denied | 109 |
| Meetings, official reports | 20, 22 |
| Reports of | 15, 59, 161, 228, 304, 371 |
| Robert Guetter matter | 15, 22 |
| Letter approved | 23 |
| Request to purchase service credit denied | 109 |

Communications

| | |
|---|-------------------|
| Board of Education certifying trustee appointment and Election Services Corporation certifying election results | 129 |
| Illinois Freedom of Information Act requests | 25, 130, 197, 341 |

Death Benefits

| | |
|---------------------------------|------------------------------|
| Combined death benefit | 100, 103, 169, 239, 311, 378 |
| Refund of contributions | 100, 103, 168, 238, 311, 378 |
| Single payment of death benefit | 98, 100, 166, 234, 308, 376 |

| | |
|---------------------------------|-----|
| Disability Committee, report of | 183 |
|---------------------------------|-----|

Elections

| | |
|--|---------------|
| Election updates | 121, 173, 174 |
| Pensioner-Trustee 2-year term | 129 |
| Principal/Administer Trustee 3-year term | 130 |

Elections Committee

| | |
|---|----------|
| 2007 principal/administrator and retiree elections update | 122 |
| Incorporated into Pension Laws and Rules Committee | 132 |
| Outgoing trustee comments | 121 |
| Reports of | 121, 173 |

Ethics Committee

| | |
|--------------------------|-----|
| Formation of | 122 |
| Meeting | 260 |
| Meeting report presented | 256 |

Executive Director

| | |
|--|---|
| Annual member statements | 258 |
| CPS payroll | 184, 192, 258, 266, 335 |
| CPS wage data status | 110, 123 |
| Election candidate statement recommendation | 123 |
| Erroneous contributions and communication of error to CPS | 111 |
| Explanation of large amounts of refund of excess contributions | 258 |
| George Eddings matter | 265, 319 |
| Health insurance analysis presented | 123, 334 |
| Health insurance benefits manager, request for new position | 318 |
| Health insurance eligibility discussion | 123 |
| Health Insurance Open Enrollment meetings report | 123 |
| Kevin Huber | |
| Present at board meetings | 1, 9, 24, 117, 128, 181, 188, 196, 261, 273, 329, 340 |
| Present at Claims and Services Committee meetings | 20, 22 |
| Present at Ethics Committee meeting | 260 |
| Present at executive sessions | 6, 177, 185, 193, 268, 321, 337, 389 |
| Present at Finance and Audit Committee Meeting | 327, 396 |
| Present at Investment Committee meetings | 7, 8, 18, 19, 112, 113, 125, 126, 180, 186, 194, 195, 259, 271, 272, 325, 326, 338, 390, 391, 393 |
| Present at Pension Law and Rules Committee meetings | 17, 269 |
| Present at Personnel and Service Providers Committee meetings | 114, 339, 394 |
| Present at trustee education workshop | 187 |
| Lead plaintiff in lawsuit with Ambac | 258 |
| Leave policy matter | 258, 266 |
| Macquarie investor advisory committee invitation | 318 |
| Mischler Financial Group | 192 |
| Pension Fund Representative workshop report | 124 |

| | |
|---|---|
| Prime Therapeutics inquiry | 318 |
| Reports of | 4, 110, 123, 174, 184, 192, 258, 334, 387 |
| Securities class action | 174 |
| Senate Bill 1169 | 110 |
| Senate select hearings | 258, 266, 334, 335 |
| Springfield update | 4 |
| Staff health insurance analysis review | 175 |
| Staff to address member's investment concern | 318 |
| Trustee education | 174 |
| WellCare Health Plans, securities class action | 174, 175 |
| Finance and Audit Committee | |
| Administrative expenses presented and recommended approved | 44, 150, 214, 292, 361 |
| Auditors, Bansley and Kiener LLP, present at meeting | 327 |
| Meeting report, proposed 2009 budget | 396 |
| Meeting reports presented | 292, 361 |
| Meeting scheduled | 334 |
| Meetings; recommendations/actions | 327, 396 |
| Payroll record status | 327 |
| Reports of | 44, 150, 214, 292, 327, 361 |
| Sandra Shelby acknowledged | 327 |
| Financial Statements (Reports of Financial Secretary) | 56, 157, 225, 301, 368 |
| Health Insurance Committee | |
| Incorporated into Claims and Service Credits Committee | 132 |
| Health Insurance Consultant | |
| The Segal Company present at board meetings | 9 |
| The Segal Company present at trustee education workshop | 187 |
| Humana plan design changes | 10 |
| Renewal rates | 11 |
| Report of | 10 |
| Human Resources Administrator | |
| Present at Personnel and Services Committee meetings | 339, 394 |
| Investment Advisor. See Investment Consultant | |
| Investment and Real Estate Companies (discussions of and presentations by) | |
| 21st Century Group LLC | 390 |
| Acadian Asset Management | 265, 275, 332 |
| Adams Street Partners | 121, 182, 194 |
| Adelante Capital Management | 120, 127 |
| Advanced Equities | 272 |
| AIG Investments | 263 |
| Alinda Capital Partners | 112, 182, 194 |
| Amerivest (Enhanced Index) | 8 |
| Analytic Investors, LLC | 392 |
| AOF Global Capital Management | 195 |
| Apjohn Ventures | 259 |
| Arden Asset Management | 325 |
| Ariel | 332 |
| Ascendance Partners | 195, 199 |
| Atlantic Investment Management | 112, 391 |
| Attucks Asset Management | 3, 4, 7, 338 |
| Bank of America | 25 |
| Blackrock | 341 |
| Blackstone | 274, 341 |
| BNP Paribas | 125 |
| Brandywine Global Investment Management | 256, 332 |
| BRC Investment Management | 112 |
| Carrington Strategic Advisors | 259 |

| | |
|--|---------------------------------------|
| CB Richard Ellis Investors | 113, 274, 331 |
| Centerfield Capital Partners II | 125 |
| Chicago Equity Partners | 332, 342 |
| Citigroup Alternative Investments | 186 |
| Cityfront Capital Partners | 119 |
| Cohen, Milstein, Hausfeld, and Toll | 272 |
| CPI Capital Partners | 263 |
| Credit Suisse | 272 |
| Davis, Hamilton, Jackson and Associated | 272 |
| DDJ Capital Management LLC | 180 |
| Dorchester Capital | 341 |
| DV Urban Realty | 25, 120 |
| Europa Fund | 274 |
| Fidelity | 3 |
| Fiduciary Management Associates | 180 |
| First Quadrant | 125 |
| FIS Group | 390 |
| Fort Washington | 180 |
| Fortress Investment Group | 392 |
| Franklin Portfolio | 186 |
| FTSE (Education and Enhanced Indexed Strategy) | 8, 180 |
| Graham and Dodd | 259 |
| Great Lakes Advisors | 18 |
| Grosvenor Capital Management | 130 |
| Hamilton Lane Partners | 186 |
| HarbourVest Partners | 189 |
| Harris Alternatives | 341 |
| Highland Capital | 18 |
| Hispania Partners | 194 |
| Holland | 332, 393 |
| Hughes Capital Management | 195 |
| ICV Capital Partners | 393 |
| Independence Investments | 18 |
| Intercontinental Real Estate Corporation | 113 |
| IV Capital Partners | 326 |
| J&W Seligman | 332 |
| J. P. Morgan | 26, 27, 112, 125, 182, 257 |
| K2 Advisors | 195, 341 |
| Kiwanja Capital Partners | 180 |
| Lambright Financial Solutions | 4, 12, 25 |
| LaSalle Bank | 25 |
| Last Atlantis Capital Management | 391 |
| Lazard Asset Management | 12, 265, 332 |
| Lead Rock Capital | 259 |
| Lee Munder Capital Group | 325 |
| Lehman Brothers | 3, 265 |
| Light Green Advisors | 186 |
| LM Capital Group | 19 |
| Logan Capital | 186 |
| Lynmar | 3, 393 |
| Macquarie Securities | 112, 182, 257 |
| Mercato Partners | 112 |
| Merrill Lynch | 263 |
| Mesirow Financial | 121, 182, 189, 341 |
| MFS Investment Management | 12, 275, 332 |
| Mischler Financial Group | 192 |
| Mission Management Trust | 125 |
| Molpus Woodland | 325 |
| Morgan Stanley | 12, 120, 127, 133, 134, 182, 265, 332 |
| Muller and Monroe | 194 |

| | |
|--|--|
| New Amsterdam Partners | 275, 332 |
| Northern Trust Global Advisors | 3, 4, 7, 10, 12, 13, 14, 28, 134, 332, 338 |
| Oakbrook | 18 |
| Oppenheimer Capital | 18 |
| Pacific Alternative Asset Management | 341 |
| Palladium Equity Partners | 12, 326 |
| Pantheon Ventures | 121, 189 |
| Pharos Capital Group | 326 |
| Piedmont | 3, 13, 14, 341 |
| Piedra Capital | 10 |
| Pinnacle Asset Management | 112 |
| Pluscious Management (Fund of Hedge Funds) | 8 |
| Progress Investment Management | 3, 4, 7, 10, 13, 27, 190, 265, 338 |
| Prudential Real Estate Investors | 26, 27 |
| REMS Group | 391 |
| Rhumblin | 3, 393 |
| Robeco Investment Management | 390 |
| Silver Creek Capital | 272 |
| Smith, Graham & Co. | 3 |
| State Street Global Markets | 4, 12, 25, 118 |
| Stux Capital (Large Cap Equity) | 8 |
| Syncom Ventures | 326 |
| Taplin Canida & Habacht | 19 |
| TCW | 391 |
| UBS | 26, 27, 112, 182, 265, 275 |
| UPB Asset Management | 325 |
| Urdang Investment Management | 127 |
| Waddell & Reed | 3, 13, 14, 341 |
| Walton Street Capital, LLC | 113, 120 |
| WCM Investment Management | 259 |
| West Hills Partners | 195 |
| Westerm Asset Management | 19, 332 |
| Woodcreek Capital | 325 |
| Yucaipa Fund III | 112 |
| Zenna Financial Services | 7 |
| Zevenbergen | 3, 338 |

Investment Committee. *See also* Investment and Real estate Companies

(discussions of and presentations by); **Motions and Resolutions**

| | |
|--|---|
| Auction-rate securities | 264, 271 |
| City of Chicago request for asset backed security report | 271 |
| Due diligence presentations | 7, 19, 194, 326, 338, 393 |
| Investment education | 271 |
| Manager of manager watch list presentation | 338 |
| Meeting reports presented | 2, 15, 28, 120, 135, 183, 190, 191, 199, 264, 276, 333, 342 |
| Meetings; recommendations/actions | 7, 19, 113, 126, 194, 271, 325, 326, 393 |
| Informal | 8, 18, 112, 125, 180, 195, 259, 325, 390, 391 |
| Mercer recommendations | |
| Approval of asset allocation policy as presented | 126 |
| Northern Trust to remain on watch list and to be monitored | 338 |
| Not to terminate Holland Capital and will provide full analysis | 393 |
| Perform routine due diligence every 2 years for Rhumblin and all index fund managers | 393 |
| Private equity allocation | 126 |
| Transition manager list | 126 |
| Minority brokerage report | 265 |
| New business; losses reported due to credit market volatility | 113 |
| Progress Investment Management update | 113 |
| Real estate due diligence presentations | 113, 127 |
| Reports recorded in proceedings | 28, 135, 199, 276, 342 |
| Allocation overview chart | 29, 136, 200, 277, 343 |
| Asset allocation analysis | 40, 147, 211, 289, 356 |

| | |
|---|------------------------|
| Asset allocation vs. policy targets graph | 41, 148, 212, 290, 357 |
| Investment summary by manager | 30, 137, 201, 278, 344 |
| Manager activity summary | 34, 141, 205, 283, 349 |
| Manager fee analysis | 38, 145, 209, 287, 353 |
| Minority and female owned investment managers | 42, 149, 213, 291, 358 |

Investment Consultant

| | |
|---|---|
| Brandywine Global Investment Management watch list presentation | 256, 257 |
| Cash overlay strategy and manager search | 118, 119 |
| Change in order of business | 341 |
| Domestic equity analysis presented | 118 |
| Due diligence presentations and follow up | 7, 19, 119, 338, 341, 393 |
| International equity managers | 12 |
| Minority brokerage noncompliance | 275 |
| Private equity managers | 189, 194, 326 |
| Real estate | 113, 127 |
| Futures, usage in transition discussion | 119 |
| Hedge funds | |
| Manager search | 341 |
| Mercer to provide candidate list | 275 |
| Portfolio impact review | 275 |
| Hispanic managers/Latino participation discussion | 13, 27, 190 |
| Infrastructure fund search | |
| Discussion | 182 |
| Finalist candidates approved | 134 |
| Manager presentations | 182 |
| Process reviewed and approved | 118 |
| Review, recommendations and reaffirmation of commitment | 190 |
| Interest rate assumption, discussion of lowering | 275, 329, 330 |
| International transition management | 4 |
| Manager of manager program analysis | 13 |
| Mercer Investment Consulting | |
| Present at board meetings | 1, 9, 24, 117, 128, 181, 188, 196, 261, 273, 329, 340 |
| Present at Investment Committee meetings | 7, 8, 18, 19, 112, 125, 126, 180, 186, 194, 195, |
| | 259, 271, 272, 325, 326, 338, 390, 391, 393 |
| Present at trustee education workshop | 187 |
| Morgan Stanley reviewed, allocation reduced and transferred to Northern Trust | 134 |
| Quarterly investment performance review | 12, 134, 257, 332 |
| Reports of | 3, 12, 27, 134, 182, 256, 341 |
| Continuation | 15, 257 |
| Securities lending | 28, 183 |
| Transition manager/management | 12, 13, 27, 118, 126 |
| Watch list presentations | 275, 342 |
| Watch list updates | 332 |

Legal Counsel

| | |
|--|---|
| Complaint against CPS | 387 |
| CTPF lead plaintiff in WellCare case granted | 267 |
| George H. Eddings, Sr. vs. Chicago Board of Education and CTPF | 387 |
| Instruction to staff on the payment of 2.2 bills | 319 |
| Jacobs, Burns, Sugarman, Orlove, Stanton & Hernandez | |
| Present at board meetings | 1, 9, 24, 117, 128, 181, 188, 196, 261, 273, 329, 340 |
| Present at Claims and Services Committee meetings | 20, 22 |
| Present at Ethics Committee meeting | 260 |
| Present at executive sessions | 6, 177, 185, 193, 268, 321, 337, 389 |
| Present at Investment Committee meetings | 7, 19, 113, 194, 271, 326, 338, 393 |
| Present at Pension Law and Rules Committee meeting | 17 |
| Present at Personnel and Services Committee meetings | 339, 394 |
| Present at trustee education workshop | 187 |
| Lead plaintiff in Ambac case | 335 |
| Myron Berger presentation discussion | 387 |

| | |
|---|--------------------------------------|
| Personnel and Service Providers Committee request response | 124 |
| Philip Hyde case update | 16 |
| Reports of | 5, 16, 111, 124, 191, 335 |
| Legislative lobbyist | |
| Discussion of change in method of granting service credit | 198 |
| E. M. Barnes and Associates present at board meetings | 117, 198 |
| E. M. Barnes and Associates present at Pension Law and Rules Committee meeting | 269 |
| Henry P. Anselmo and Associates present at board meetings | 117, 198 |
| Henry P. Anselmo and Associates present Pension Law and Rules Committee meeting | 269 |
| Reports of | 118, 198 |
| Meetings | |
| Change in order of business | 359 |
| Claims and Services Committee | |
| 8/27/2007 | 20, 22 |
| Ethics Committee Meetings | |
| 2/5/2008 | 260 |
| Executive session meetings | 6, 177, 185, 193, 268, 321, 337, 389 |
| Executive sessions, minutes for release - official reports | |
| Carlton Lenoir matter | 322 |
| Phillip Hyde matter | 178 |
| Finance and Audit Committee | |
| 4/3/2008 | 327 |
| 6/5/2008 | 396 |
| Investment Committee Meetings | |
| 7/12/2007 | 7 |
| 8/9/2007 | 19 |
| 9/18/2007 | 113 |
| 10/11/2007 | 126 |
| 1/10/2008 | 194 |
| 3/6/2008 | 271 |
| 4/8/2008 | 326 |
| 6/10/2008 | 393 |
| Informal meetings (First Friday) | |
| 7/6/2007 | 8 |
| 8/3/2007 | 18 |
| 9/7/2007 | 112 |
| 10/18/2007 | 125 |
| 11/2/2007 | 180 |
| 12/7/2007 | 186 |
| 1/11/2008 | 195 |
| 2/1/2008 | 259 |
| 3/7/2008 | 272 |
| 4/4/2008 | 325 |
| 5/8/2008 | 338 |
| 5/12/2008 | 390 |
| 6/6/2008 | 391 |
| Pension Law and Rules Committee | |
| 8/3/2007 | 17 |
| 2/28/2008 | 269 |
| Personnel and Service Providers Committee | |
| 9/13/2007 | 114 |
| 4/28/2008 | 339 |
| 6/3/2008 | 394 |
| Public participation | |
| At Investment Committee meeting by Northern Trust | 113 |
| Presentation by attorneys for Myron Berger | 340 |
| Report of Attorney | 387 |
| Presentation by Dion Smith | 25, 262, 329 |

| | |
|---------------------------------------|---------------------------|
| Presentation by Elaine Thomas | 129 |
| Response by Dr. Pilditch | 176 |
| Presentation by George Eddings | 261 |
| Report of Executive Director | 265 |
| Presentation by Lyle Logan | 10 |
| Presentation by Michael Hidalgo | 10 |
| Presentation by Sheila Hart | 188 |
| Denial of request | 266 |
| Presentations by Hoi T. Huynh | 129, 181, 182, 196 |
| Request for loan | 176 |
| Presentations by Louis Pyster | 2, 25, 189, 262, 273, 330 |
| Regular | |
| 9/18/2007 | 24 |
| 11/20/2007 | 128 |
| 2/13/2008 | 196 |
| 4/15/2008 | 273 |
| 6/17/2008 | 340 |
| Special | |
| 7/19/2007 | 1 |
| 8/16/2007 | 9 |
| 10/18/2007 | 117 |
| 12/20/2007 | 181 |
| 1/17/2008 | 188 |
| 3/13/2008 | 261 |
| 5/13/2008 | 329 |

Motions and resolutions

| | |
|--|-------------------------|
| Omnibus | |
| Report of the Committee on Claims and Services moved to omnibus . . . | 109, 173, 256, 317, 385 |
| Report of the Committee on Finance and Audit moved to omnibus . . . | 156, 224, 228, 300, 368 |
| Report of the Committee on Investments moved to omnibus | 43, 150, 214, 292, 359 |
| Report of the Financial Secretary moved to omnibus | 59, 304, 371 |
| Reports approved | 111, 173, 257, 318, 387 |
| Proposed and deferred by an approved privileged motion | |
| Extend legislative lobbyist contract for two years at 5% increase per year (details p. 394) | 359, 360 |
| Proposed and failed | |
| Adopt proposed bylaw change to allow for reimbursable transportation | 333 |
| CPI Capital Partners to be allocated \$40 million for Asian real estate investment. | 263 |
| Election policies and procedures handbook changes | 14 |
| Retain all three manager of managers | 13 |
| Terminate Acadian Asset Management | 332 |
| Proposed and passed | |
| 2007 pension legislation enacted and approved. | 43 |
| 2008 Board meeting schedule approved | 173 |
| 2008 Special meeting rescheduled. | 256 |
| Acceptance of Mercer’s recommendation to not change relationship with Palladium | 12 |
| Actuary report accepted as presented. | 198 |
| Adopt budget for fiscal year, with exceptions | 361 |
| Ascendance Partners included in emerging manager search | 199 |
| Asset allocations, securities investments | |
| \$150 million each to Macquarie and J.P. Morgan approved | 257 |
| Adams Street Partners Direct Coinvestment Fund approved | 121, 182 |
| Mesirow Financial Direct Fund private equity approved | 121, 182 |
| Reallocation of Morgan Stanley assets to Northern Trust. | 134 |
| Reallocation of Waddell & Reed’s assets | 14 |
| Attorney to draft complaint to bring lawsuit against CPS | 335 |
| Benefits/health insurance eligibility when teacher returns to service, requirements approved. . . | 335 |
| Added to bylaws as amendment. | 386 |
| Board and Investment Committee February meeting dates change approved. | 173 |

| | |
|---|---|
| Board meeting adjournments | 5, 16, 111, 124, 176, 184, 192, 258, 267, 320, 336, 388 |
| Board meeting minutes, approved | 2, 10, 26, 117, 132, 182, 189, 197, 262, 274, 330, 341 |
| Cash overlay strategy manager search approved | 119 |
| Cityfront Capital Partners; no investment decision recommendation approved | 119 |
| Claims and Services Committee Meeting | |
| Adjournment | 21, 23 |
| Meeting scheduled to review Segal Company contract | 385 |
| Minutes approval | 26 |
| Robert Guetter letter approved | 23 |
| Committee chairpersons appointed | 131 |
| Committee on Elections report approved | 122 |
| CTPF offices closure for holidays approved | 184 |
| Denial of Debra List's pension adjustment request, approved | 266 |
| Denial of George Edding's pension retroactive request, approved | 319 |
| Denial of Sheila L. Hart's pension adjustment request, approved | 265 |
| Domestic equity and fixed income portfolio recommendations | 4 |
| Election materials disposition, approved | 387 |
| Election of officers | 131 |
| Execute the lead plaintiff position against WellCare | 175 |
| Executive director contract approved | 386 |
| Executive sessions | 5, 176, 184, 191, 267, 318, 336, 386 |
| Minutes released and approved | 132 |
| Suspend normal order of business for matter of litigation discussion | 191 |
| Finance and Audit Committee | |
| Accept auditor's report | 327 |
| Accept the Statement of Auditing Standards 61 | 327 |
| Meeting adjournments | 328, 396 |
| Recommendations accepted as presented in report (details p. 327) | 292 |
| Hedge fund managers | |
| Selected for interviews | 341 |
| Investment Committee Meeting | |
| Adjournment | 7, 19, 113, 194, 271, 326, 338, 339, 393 |
| Change First Friday meetings to any day but Fridays, approved (amended to be effective 9/1/08) | 332 |
| Infrastructure search finalist candidates | 134 |
| Infrastructure search process recommendation | 118 |
| Pantheon Ventures international private equity allocation approved | 121 |
| Reports approved | 2, 15, 120, 264, 265, 333 |
| Transition manager list approved | 118 |
| January 2008 health insurance plan design changes and renewal rates | 10 |
| Pension Law and Rules Committee | |
| Accept recommendations as presented in report (details pp. 269, 270) | 262 |
| Meeting adjournment | 17, 270 |
| Personnel and Service Providers Committee | |
| Accept and include the Employee Assistance Program approved (details p. 395) | 360 |
| Legislative lobbyist contracts extended on month to month basis (details p. 359, 394) | 360 |
| Meeting adjournments | 115, 339, 395 |
| Recommendations accepted (details on pp. 114, 115) | 110 |
| Report approved | 334 |
| Service providers retained for fiscal year 2009 approved (details p. 394) | 360 |
| Table all new hires until next month (details p. 395) | 361 |
| Petition to be lead plaintiff in Ambac case approved | 267 |
| Real estate investments | |
| CB Richard Ellis Strategic Partners Value-Added Fund IV allocated \$40 million | 331 |
| Merrill Lynch allocated \$40 million for Asian real estate investment | 264 |
| Morgan Stanley and Adelante Capital Management allocation approved | 120 |
| Morgan Stanley Mezzanine Partners investment accepted | 133 |
| Pan-European manager candidates approved | 274 |
| Pan-European manager, CB Richard Ellis selected | 331 |

REIT portfolio 22% international constraint removal 15

Walton Street Fund VI allocation approved. 120

Reconsider a portion of previously approved motion to terminate Waddell & Reed
and approval of transfer to Northern Trust and Piedmont 13

Remove option to rent from CTPF lease 266

Reporting, and returning, of erroneous contributions to CPS approved 111

Sheron Banks-Fallis discrimination charge settlement 336

Transition manager

 Executive Director authorized to enter into contract 13

 List approved 118

 Use of 12

Trustee education; amendment to the bylaws and rules 175

Trustee education; elimination of attendance at international educational conferences 124

Proposed to be tabled and failed

 Elimination of trustee attendance at international educational conferences 124

Proposed, amended and failed

 Domestic equity and fixed income portfolio recommendations 3

Proposed, deferred and withdrawn

 To lower interest rate assumption 275, 330

Outside Time 108, 172, 255, 316, 385

Pension Law and Rules Committee

2007 pension legislation enacted and approved 43

Legislative updates 14, 43, 118, 198

Meeting reports presented 14, 262

Meeting scheduled to prioritize 2008 Legislative Agenda 256

Meetings; recommendations/actions 17, 269

 Prioritization of the 2008 Legislative Agenda 269

 Review of proposed changes to bylaws and rules 17

Reports of 14, 43, 333, 386

Pensions

Applications for

 Disability Retirement Pensions 60, 93, 163, 232, 306, 374

 Duty disability application 61

 Optional Service Retirement Pensions 60, 63, 161, 229, 305, 372

 Reciprocal Retirement Pensions 61, 93, 163, 230, 306, 373

 Reversionary Retirement Pensions 62, 165

 Summary of pensions granted 62, 98, 165, 234, 307, 375

 Survivors' Pensions 61, 96, 164, 232, 306, 374

 Cancellation of 98, 166, 234, 308, 376

Personnel and Service Providers Committee

Absence compensation 115

Benefits manager open position 114

Certain compensation increases opposed 110

Compensation increases recommendation and discussion 114, 115

CTPF staff policy on taping of personal phone calls 359, 394

Employee assistance program 395

Executive Director performance evaluation 339, 394

Internal auditor open position 114, 361, 395

Meeting reports presented 109, 334, 359

Meetings; recommendations/actions 114, 339, 394

Personnel Performance Evaluation packet presented 114

Service providers contracts reviewed 394

Sick day labor law clarification 109

President, reports of. 4, 14, 110, 122, 173, 183, 191, 257, 263, 317, 334, 387

 2008 Board of Trustee meeting schedule 173, 183

 2008 legislative agenda 191

 Conference updates 4, 14, 16, 110, 122, 175, 317

| | |
|--|-------------------------------------|
| CPS payroll update | 317 |
| CTPF staff member recognized | 16 |
| Ethics Committee formed | 122 |
| International travel discussion | 122 |
| Leave policy matter | 191, 265 |
| Meeting of Mayor Dale's plan commission | 317 |
| Pension study group | 191 |
| Presentation of service awards | 263, 264 |
| Proposed bylaw change of reimbursable transportation discussion | 317 |
| Report continuations | 16, 175, 264, 265 |
| Retirement seminars | 257 |
| Senate Select Hearings | 334 |
| Trustee education workshop | |
| Report | 187 |
| Report presented | 183 |
| Real Estate Investment Consultant | |
| 2008 real estate investment plan | 198, 199 |
| Analysis of managers, performance overview and further review | 113, 127 |
| Due diligence presentations | 26, 27, 113, 127, 133 |
| DV Urban Realty Partners I LP update | 120 |
| Emerging manager search | 199 |
| International real estate investment | |
| Discussion | 133 |
| Presentations by Asian real estate investment managers and selection | 263 |
| Presentations by Pan-European investment managers and selection | 331 |
| Review of initiative in Asia | 263 |
| Review of Pan-European manager search | 274, 331 |
| Mezzanine debt and preferred equity investment discussion | 133 |
| Open ended commingled funds review | 26, 27 |
| Proposal to manage a real estate emerging manager program | 264 |
| Quarterly performance report review | 4, 119, 198, 274 |
| Recommendation accepted to interview managers in non-core sector | 120 |
| Recommendation for removal of 22% cap on international investments | 19 |
| Reports of | 26, 133, 198, 263, 274, 331 |
| Securities program overview | 19 |
| The Townsend Group | |
| Present at board meetings | 1, 24, 117, 128, 196, 261, 273, 329 |
| Present at Investment Committee meetings | 19, 113, 126 |
| Refunds | 103, 169, 239, 312, 379 |
| 2.2 excess contributions | 169, 239, 312, 379 |
| Contract over payment | 104, 105, 169, 239, 313, 380 |
| Contract refund | 104, 105, 170, 243, 314, 381 |
| Death benefits, refund of contributions | 100, 103, 168, 238 |
| Excess contributions | 104, 106, 170, 243, 314, 381 |
| Explanation of large amounts of refund of excess contributions | 258 |
| Other | 106, 243, 314, 382 |
| Refund | 104, 106, 170, 244, 314 |
| Survivor contributions | 384 |
| Termination refunds | 382 |
| Strategic Planning and Education Committee | 32 |

REPORT OF THE PROCEEDINGS
OF THE

Board of Trustees

OF THE

**Public School Teachers' Pension and
Retirement Fund of Chicago**

**Special Meeting - Official Report
Thursday, July 19, 2007**

A special meeting of the Board of Trustees of the Public School Teachers' Pension and Retirement Fund of Chicago was held Thursday, July 19, 2007.

The President, Mr. John F. O'Brill, called the meeting to order at 9:41 a.m.

ROLL CALL

Members present: Mr. Barber, Mr. Carrero, Ms. Hanson, Ms. Nelson, Mr. O'Brill, Ms. Otero, Dr. Pilditch, Ms. Rodriguez, Mr. Ward—9.

Members absent: Mr. Cosme, Ms. Davis, Ms. Williams—3.

Also in attendance were Mr. Kevin Huber (*Executive Director*), Ms. Patricia Hambrick (*Chief Operating Officer*), Mr. Joseph Burns of Jacobs, Burns, Orlove, Stanton and Hernandez (*Legal Counsel*), Ms. Kristin Finney-Cooke and Mr. Patrick Silvestri of Mercer Investment Consulting (*Investment Consultant*), Mr. Robert Kochis and Ms. Renee Vining of The Townsend Group (*Real Estate Investment Consultant*), Mr. Sandor Goldstein of Goldstein and Associates (*Actuary*), and various observers and staff members.

PUBLIC PARTICIPATION

Presentation by Louis Pyster

Mr. Louis Pyster, a retired teacher, commented that he believes administrative hearings should be conducted during full Board meetings as opposed to Committee meetings. He also expressed that he does not believe it is necessary for Trustees to travel internationally. Mr. Pyster inquired about legislation relative to the CPS. The Trustees recommended that Mr. Pyster attend a CPS Board meeting.

APPROVAL OF MINUTES

Minutes of Regular Board Meeting on June 19, 2007 Approved

A motion was made by Mr. Carrero, seconded by Mr. Ward, and unanimously passed, to approve the minutes of the Regular Board Meeting on June 19, 2007.

REPORT OF THE ACTUARY

Actuarial Valuation as of June 30, 2006 for Retiree Health Insurance Benefits

Mr. Sandor Goldstein of Goldstein and Associates reported that at the May 15, 2007 Board meeting, he reported that under the GASB Statement No. 43, actuarial liabilities and annual required contributions will need to be determined separately for retiree health insurance benefits. He reported that he performed a revised actuarial valuation as of June 30, 2006 for the retiree health insurance benefits provided under the Fund. He noted that in performing the revised actuarial valuation, he used parameters and assumptions as are prescribed in GASB Statement No. 43 for actuarial valuations of retiree health insurance benefits. Mr. Goldstein presented the results of the actuarial valuation as of June 30, 2006 for retiree health insurance benefits. He reported that the total annual required contribution for the year beginning July 1, 2006 is \$209,446,107. The unfunded liability is \$2,332,716,185.

REPORT OF THE COMMITTEE ON INVESTMENTS

July 12, 2007 Investment Committee Meeting Report Approved

Chairperson O'Brill presented the July 12, 2007 Investment Committee Meeting report and noted that Ms. Nelson chaired the meeting in his absence (see Exhibit A).

A motion was made by Ms. Nelson, seconded by Mr. Ward, and unanimously passed, to approve the July 12, 2007 Investment Committee Meeting report.

July 6, 2007 First Friday Manager Meeting Report Presented

Chairperson O'Brill presented the report of the First Friday Meeting on July 6, 2007 (see Exhibit B attached).

REPORT OF THE INVESTMENT CONSULTANT

Review of Domestic Equity and Fixed Income Portfolios

Ms. Kristin Finney-Cooke and Mr. Patrick Silvestri reviewed the current domestic equity and fixed income portfolios and presented recommendations for the purpose of considering consolidating sub asset classes. They addressed questions raised by the Trustees.

Recommendations to Domestic Equity and Fixed Income Portfolios Failed

A motion was made by Mr. Ward, to adopt the following recommendations as outlined by Mercer on page 24 of the Domestic Equity and Fixed Income report, excluding the recommendation on Zevenbergen.

Active Domestic Equity Portfolio

- Terminate Fidelity (LCG) with assets to move to the Rhumblin RU1000 Growth Index
- Terminate one of the manager of managers (Attucks, Northern Trust or Progress) with assets to be split between the remaining two manager of managers
- Terminate Waddell (LCC) with assets to move to Piedmont (\$50M) and Northern Trust S&P 500 Index

Fixed Income Portfolio

- Terminate Smith, Graham with assets to move to Northern Trust fixed income Index
- Consider changing Lehman's mandate to a portfolio that generates more alpha and reduce with the reduction of assets moving to Northern Trust fixed income Index

Ms. Nelson requested to amend the motion to include terminating Northern Trust and splitting the assets between Attucks and Progress in the manager of manager program. Mr. Ward accepted the amendment. Dr. Pilditch seconded the motion as amended.

Mr. Ward further amended the motion to include transferring \$50 million from Fidelity to Lynmar and transferring Fidelity's remaining assets to Rhumblin RU1000 Growth.

The motion failed by the following roll call vote:

Ayes: Mr. Carrero, Ms. Nelson, Dr. Pilditch, Mr. Ward—4.

Nays: Mr. Barber, Mr. O'Brill, Ms. Otero, Ms. Rodriguez—4. (*Ms. Rodriguez stated that she voted against the motion due to the need for more time for discussion of the fund of fund managers.*)

Abstentions: Ms. Hanson—1

Recommendations to Domestic Equity and Fixed Income Portfolios Adopted

A motion was then made by Dr. Pilditch, seconded by Mr. Ward, to adopt the preceding motion with the exception of the termination of Northern Trust and the asset allocation split between Attucks and Progress in the manager of manager program.

The motion passed by the following roll call vote:

Ayes: Mr. Barber, Ms. Hanson, Ms. Nelson, Mr. O’Brill, Ms. Otero, Dr. Pilditch, Ms. Rodriguez, Mr. Ward—8.

Abstentions: Mr. Carrero—1.

International Transition Management

Mr. Kevin Huber reviewed the post transition analysis as presented by Lambright Financial Solutions and State Street Global Markets. Mr. Huber reported that the transition managers had performed well.

REPORT OF THE REAL ESTATE INVESTMENT CONSULTANT

Review of Quarterly Performance Report

Mr. Robert Kochis of The Townsend Group informed the Trustees of an organizational change at Townsend. Mr. Kochis introduced Ms. Renee Vining who will work with him on the CTPF account due Mr. David Linn’s resignation from Townsend. Mr. Kochis and Ms. Vining reviewed the quarterly performance report for the period ending March 31, 2007 and addressed questions raised by the Trustees.

REPORT OF THE PRESIDENT

Conference Update

President O’Brill reported that he recently attended an educational conference that covered legislation. President O’Brill also reported that later in the month he and Mr. Barber will be attending the NCPERS Program for Advanced Trustee Studies that will cover finance, law, and trustee ethics at the Harvard Law School.

REPORT OF THE EXECUTIVE DIRECTOR

Springfield Update

Mr. Kevin Huber, Executive Director, reported that on July 11, 2007, he traveled to Springfield, Illinois to testify before the House of Representatives. He indicated that the purpose of his testimony was to compare and contrast TRS and CTPF in terms of funding. Mr. Huber expressed his appreciation to Mr. Ward who represented the Retired Teachers Association of Chicago, but brought history and perspective of CTPF to some of the questions addressed by the legislature.

REPORT OF THE ATTORNEY

Mr. Joseph Burns of Jacobs, Burns, Orlove, Stanton and Hernandez reported on developing information about other public sector funds that may separate retiree health care through a separate trust fund. Mr. Burns indicated that there may be a longer term trend with public sector funds to have retiree health care paid as an ongoing pension obligation.

EXECUTIVE SESSION

A motion was made by Mr. Carrero, seconded by Ms. Rodriguez, and unanimously passed, to go into executive session for the purpose of consideration of discussing litigation. The executive session lasted from 12:06 p.m. to 12:50 p.m.

A motion was made by Ms. Rodriguez, seconded by Mr. Ward, and unanimously passed, to return to open session.

ADJOURNMENT

On a motion by Ms. Rodriguez, seconded by Ms. Otero, the meeting was adjourned at 12:51 p.m.

Respectfully submitted,

A handwritten signature in black ink that reads "Mary Hanson". The signature is written in a cursive, flowing style.

Mary Hanson
Recording Secretary

REPORT OF THE PROCEEDINGS
OF THE
Board of Trustees
OF THE
**Public School Teachers' Pension and
Retirement Fund of Chicago**

—
Executive Session – Official Report
Thursday, July 19, 2007
—

An executive session of the Board of Trustees of the Public School Teachers' Pension and Retirement Fund of Chicago was held on Thursday, July 19, 2007.

The President, Mr. John F. O'Brill, called the meeting to order at 12:06 p.m. with the following members present: Mr. Barber, Mr. Carrero, Ms. Hanson, Ms. Nelson, Mr. O'Brill, Ms. Otero, Dr. Pilditch, Ms. Rodriguez, Mr. Ward—9.


Members absent: Mr. Cosme, Ms. Davis, Ms. Williams—3.

Also in attendance were Mr. Kevin B. Huber (*Executive Director*), Ms. Patricia Hambrick (*Chief Operating Officer*), and Mr. Joseph Burns of Jacobs, Burns, Orlove, Stanton and Hernandez (*Legal Counsel*).

Discussion ensued for the consideration of litigation. No action was taken.

There being no further business, the executive session was adjourned at 12:50 p.m.

Respectfully submitted,



Mary Hanson
Recording Secretary

EXHIBIT A

Investment Committee Meeting

Recommendations/Actions

July 12, 2007, 3:34 p.m. – 5:12 p.m.

Attendees: Trustees – Chaired by Board Vice President Ms. Lois Nelson, Mr. Vaughn J. Barber, Ms. Reina Otero, Ms. Maria J. Rodriguez, Mr. James F. Ward—5.

Staff and Consultants: Mr. Kevin Huber, Executive Director, Ms. Anita Tanay of Jacobs, Burns, Orlove, Stanton & Hernandez, Ms. Kristin Finney-Cooke, Mr. Douglas J. Kryscio and Mr. Patrick Silvestri of Mercer Investment Consulting.

Manager of Manager Due Diligence Presentations

Representatives from Northern Trust Global Advisors, Progress Investment Management Company, and Attucks Asset Management made routine due diligence presentations in accordance with the Fund's investment policy. The managers covered their investment process and performance, and addressed questions raised by the committee.

Follow Up on Due Diligence Meeting with Attucks Asset Management

Mercer updated the committee on their due diligence meeting with Attucks Asset Management. Mercer met with Attucks to discuss their organizational restructuring resulting from their purchase of the assets of Zenna Financial Services in May 2007. Mercer reported that the investment process at Attucks has not changed and Mercer continues to be comfortable with the manager of manager program.

Adjournment

On a motion by Mr. Ward, seconded by Ms. Otero, and by unanimous vote, the meeting adjourned at 5:12 p.m.

EXHIBIT B

Investment Committee Informal Meeting

Recommendations/Actions

July 6, 2007

Attendees: Trustees: CTPF Trustees President O’Brill, Lois Nelson, Nancy Williams and Jim Ward. Staff and Consultants: Kevin Huber of CTPF and Kristen Finney Cooke of Mercer.

At the June 20, 2006 Board meeting, Trustees were encouraged to attend Management and Mercer’s “first Friday” of every month meetings with investment managers and service providers. These meetings provide access to ANY investment service provider that would like to meet with management and Mercer and have a product that is potentially beneficial to the Fund.

The attendees met with the following investment service providers on July 6, 2007:

- 9:00 Amerivest (Enhanced Index) – Enhanced fixed income strategy that involves no corporate bonds. The purpose is to protect the investor against unfavorable events via investing in treasury and agency issues and managing the duration of the portfolio.
- 9:45 FTSE (Education and Enhanced Indexed Strategy) - Educational presentation about the concept of investing in fundamental indexes as opposed to the traditional market cap indexes. Fundamental index proposed by FTSE involves valuing companies based upon dividends, sales, cash flow, and book value of the company. The fundamental index strips away linkage between portfolio weight and any over/under valuation. They are the world largest index source, with a special focus on international markets.
- 10:30 Stux Capital (Large Cap Equity) – Quantitative large cap strategy that manages to agreed upon risk targets, focusing on overweighting high alpha names and underweighting low alpha names. Their philosophy is to invest in sectors for the macroeconomic impact and stock selection for the stock fundamental impact. There is a low correlation between the alpha source of sector selection and the alpha source from stock selection that is maximized through the combination.
- 1:00 Pluscious Management (Fund of Hedge Funds) – presented a general overview of hedge fund of fund investments and their qualifications. The female owned, Evanston based firm is a carve out of JP Morgan’s hedge fund unit. They invested over \$1 Billion for JP Morgan and currently have a little under \$100M with their new firm. They take a top down view of the near-term opportunities and then utilize a bottom up approach to build the portfolio through 15-20 hedge fund managers. They focus on a diversified portfolio of hedge funds that include directional, relative value, catalyst driven, global macro, and emerging market funds. One of their main competitive advantages is access to scarce capacity among best in breed managers.

The attendees listened to the respective presentations and asked questions of each service provider.

REPORT OF THE PROCEEDINGS
OF THE
Board of Trustees
OF THE
**Public School Teachers' Pension and
Retirement Fund of Chicago**

**Special Meeting - Official Report
Thursday, August 16, 2007**

A special meeting of the Board of Trustees of the Public School Teachers' Pension and Retirement Fund of Chicago was held Thursday, August 16, 2007.

The President, Mr. John F. O'Brill, called the meeting to order at 9:44 a.m.

ROLL CALL

Members present: Mr. Barber, Mr. Cosme, Ms. Hanson, Ms. Nelson, Mr. O'Brill, Ms. Otero, Ms. Rodriguez, Mr. Ward, Ms. Williams—9.

Members absent: Mr. Carrero, Ms. Davis, Dr. Pilditch—3.

Also in attendance were Mr. Kevin Huber (*Executive Director*), Ms. Patricia Hambrick (*Chief Operating Officer*), Mr. Joseph Burns of Jacobs, Burns, Orlove, Stanton and Hernandez (*Legal Counsel*), Ms. Kristin Finney-Cooke and Mr. Patrick Silvestri of Mercer Investment Consulting (*Investment Consultant*), Mr. Mitch Bramstaedt and Mr. Chris Heppner of The Segal Company (*Health Insurance Consultant*), and various observers and staff members.

PUBLIC PARTICIPATION

Presentation by Michael Hidalgo

Mr. Michael Hidalgo, Senior Vice President of Investments at Piedra Capital, commented on issues involving Progress Investment Management terminating Piedra Capital from their manager of managers program. Mr. Hidalgo addressed questions raised by the Trustees.

Ms. Davis arrived during Mr. Hidalgo's presentation.

Presentation by Lyle Logan

Mr. Lyle Logan, Executive Vice President of Northern Trust, commented on his firm's commitment to their manager of managers program and to minority brokerage. Mr. Logan addressed questions raised by the Trustees.

APPROVAL OF MINUTES

Minutes of Special Board Meeting on July 19, 2007 Approved

A motion was made by Mr. Ward, seconded by Ms. Nelson, and unanimously passed, to approve the minutes of the Special Board Meeting on June 19, 2007.

REPORT OF THE HEALTH INSURANCE CONSULTANT

January 2008 Health Insurance Plan Design Changes and Renewal Rates Accepted

Mr. Mitch Bramstaedt and Mr. Christopher Heppner of The Segal Company presented their proposed January 1, 2008 health insurance renewal rates and plan design changes for Trustee consideration. They reported that the overall average rate increase is 4.4%. They indicated that the increase is below trend and below other public sector entities in the Chicago area. They also reviewed several plan design changes that would affect the Humana plans.

Mr. Carrero arrived during the Segal presentation.

A motion was made by Mr. Ward, seconded by Mr. Cosme, and unanimously passed, to accept the following January 1, 2008 health insurance plan design changes and renewal rates as presented by Segal and outlined below.

Humana Plan Design Changes

- Replace Medicare Gold Plus Advantage HMO with HMO Medicare Advantage
- Offer Humana High Deductible Health Plan
- Replace Medicare Gold Plus Advanced Private Fee for Service Plan (PFFS) with Regional Medicare PPO

Renewal Rates

| | <u>Current Premium</u> | <u>Renewal Premium</u> |
|---|----------------------------|----------------------------|
| Non-Medicare Retirees | | |
| Blue Cross Blue Shield | | |
| HMO Illinois | | |
| Employee | \$876.34 | \$855.31 |
| Employee Plus One | 1,752.68 | 1,710.62 |
| Employee Plus Two or More | 2,629.02 | 2,565.93 |
| PPO | | |
| Employee | 1,025.20 | 1,025.39 |
| Employee Plus One | 2,050.40 | 2,050.78 |
| Employee Plus Two or More | 3,075.60 | 3,076.17 |
| Humana | | |
| HMO | | |
| Employee | 659.65 | 694.61 |
| Employee Plus One | 1,319.30 | 1,389.22 |
| Employee Plus Two or More | 1,978.95 | 2,083.83 |
| High Deductible Health Plan (HDHP) | | |
| Employee | n/a | 525.65 |
| Employee Plus One | n/a | 1,051.30 |
| Employee Plus Two or More | n/a | 1,576.95 |
| Medicare Retirees | | |
| Blue Cross Blue Shield | | |
| HMO Illinois | | |
| Employee | 351.82 | 381.72 |
| Employee Plus One | 703.64 | 763.44 |
| Medicare Supplement | | |
| Employee | 281.09 | 304.98 |
| Employee Plus One | 562.18 | 609.96 |
| Humana | | |
| Medicare Advantage HMO | | |
| Employee | 194.00 | 195.00 |
| Employee Plus One | 388.00 | 390.00 |
| Regional PPO Medicare Advantage | | |
| Employee | n/a | 186.00 |
| Employee Plus One | n/a | 372.00 |

REPORT OF THE INVESTMENT CONSULTANT

Due Diligence Presentations by International Equity Managers

Representatives from MFS Investment Management, Lazard Asset Management, and Morgan Stanley Investment Management made individual routine due diligence presentations in accordance with the Fund's investment policy. Each manager reviewed their respective investment process and performance and addressed questions raised by the Trustees.

Follow Up to Due Diligence Presentations by International Equity Managers

Ms. Kristin Finney-Cooke and Mr. Patrick Silvestri of Mercer Investment Consulting, Inc. addressed concerns expressed by the Trustees related to manager performance. Mercer will perform an analysis of the international manager portfolio and will report back to the Trustees with recommendations by year's end.

Quarterly Investment Performance Report

Ms. Finney-Cooke and Mr. Silvestri reviewed the quarterly investment performance report for the period ending June 30, 2007. They addressed questions raised by the Trustees.

Request by Palladium Equity Partners Not Approved

Ms. Finney-Cooke and Mr. Silvestri reported that Palladium Equity Partners, a CTPF private equity manager, requested written consent to increase their fund size by \$480 million to a total fund size of \$1 billion. They reported that Palladium is also looking to solicit CTPF to increase their overall investment in Fund III. Mercer outlined their concerns and recommended that the Trustees not change CTPF's current relationship with Palladium by signing the consent form or adding additional funds toward the original investment.

A motion was made by Mr. Ward, seconded by Mr. Carrero, and unanimously passed, to accept Mercer's recommendation not to change the current relationship with Palladium Equity Partners as outlined in their August 16, 2007 memorandum.

Transition Manager Discussion

Ms. Kristin Finney-Cooke and Mr. Patrick Silvestri presented the Trustees with estimated costs from a transition perspective from State Street, Northern Trust, and Lambright. They addressed questions raised by the Trustees.

Motion to Use a Transition Manager Approved

A motion was made by Mr. Carrero, seconded by Mr. Barber, to use a transition manager. The motion passed by the following vote:

Ayes: Barber, Carrero, Ms. Davis, Ms. Hanson, Ms. Nelson, Mr. O'Brill, Ms. Otero, Ms. Rodriguez, Ms. Williams-9.

Nays: Mr. Ward-1.

Abstentions: None.

Not Present: Mr. Cosme-1.

Motion to Authorize the Executive Director to Enter Into a Contract with a Transition Manager Based Upon Due Diligence Performed by the Investment Consultant Approved

A motion was made by Mr. Carrero, seconded by Mr. Ward, and unanimously passed, to authorize the Executive Director to enter into a contract with a transition manager based upon due diligence performed by the Investment Consultant.

Not Present: Mr. Cosme-1.

Manager of Managers Analysis

Mr. Kevin Huber reviewed with the Trustees additional analysis of the manager of manager program provided by Mercer. Mr. Huber and Ms. Finney-Cooke addressed questions raised by the Trustees.

Trustee Rodriguez stated for the record her concerns with Progress Investment Management and their conduct of operations.

Motion to Retain All Three Manager of Managers Failed

A motion was made by Ms. Hanson, seconded by Ms. Nelson, to retain all three manager of managers. Mr. Carrero stated for the record his comments on policy and guidelines regarding minority employees, and the misunderstanding of behaviors of certain money managers with Board members. The motion failed by a show of hands.

Progress Investment Management to Attend September 18, 2007 Board of Trustees' Meeting

The Trustees instructed Mercer to invite Progress Investment Management to the Regular September Board meeting to discuss issues and concerns with policy as it relates to moves that they have made specifically, the low level of Hispanic managers.

To Reconsider a Portion of a Previously Approved Motion to Terminate Waddell and Reed, and Transfer the Assets to Northern Trust and Piedmont Approved

A motion was made by Mr. Ward, seconded by Ms. Rodriguez, to reconsider a portion of a previously approved motion to terminate Waddell and Reed, and transfer the assets to Northern Trust and Piedmont. The motion to reconsider passed by the following vote:

Ayes: Mr. Barber, Ms. Davis, Ms. Hanson, Ms. Nelson, Mr. O'Brill, Ms. Otero, Ms. Rodriguez, Mr. Ward, Ms. Williams-9.

Nays: None.

Abstentions: Mr. Carrero-1.

Not Present: Mr. Cosme-1.

To Allocate \$50 Million to Piedmont, \$200 Million Remains at Waddell & Reed, and the Balance to Northern Trust S&P 500 Index Approved

A motion was made by Mr. Barber, seconded by Ms. Nelson, to reallocate Waddell and Reed's assets in the following manner: \$50 million to Piedmont, \$200 million remains at Waddell and Reed, and the balance to Northern Trust S&P 500 Index. The motion passed by the following vote:

Ayes: Mr. Barber, Ms. Nelson, Mr. O'Brill, Ms. Otero, Ms. Rodriguez, Ms. Williams-6.

Nays: None.

Abstentions: Mr. Carrero, Ms. Davis, Mr. Ward-3.

Not Present: Mr. Cosme, Ms. Hanson-2.

REPORT OF THE COMMITTEE ON PENSION LAW AND RULES

Legislative Update

Chairperson Barber reported that he spoke with the lobbyists and they both concur that at this time both houses have passed a form of a budget. Chairperson Barber informed the Trustees that the Governor is scheduled to exercise his line item veto power tomorrow.

August 3, 2007 Pension Law and Rules Committee Meeting Report Presented

Chairperson Barber presented the report of the Pension Law and Rules Committee Meeting on August 3, 2007 (see Exhibit A). Chairperson Barber will present the proposed changes as recommended at a future meeting for Trustee consideration.

REPORT OF THE PRESIDENT

Conference Update by Trustees

President O'Brill and Trustee Barber reported that they recently attended the NCPERS Program for Advanced Trustee Studies conference in Cambridge, Massachusetts. The Trustees indicated that the conference was very informative and educational.

NEW BUSINESS

A Proposed Change to the Election Policies and Procedures Handbook to Allow Outside Entities to Obtain Certain Member Information Failed

Mr. Ward distributed to the Trustees for their review and consideration for a proposed change to the Election Policies and Procedures Handbook. Discussion ensued.

A motion was made by Mr. Ward, seconded by Ms. Nelson, to allow outside entities to obtain certain member information. The motion failed by the following vote:

Ayes: Ms. Hanson, Ms. Nelson, Mr. O'Brill, Mr. Ward-4.

Nays: Mr. Barber, Mr. Carrero, Ms. Davis, Ms. Otero-4.

Abstentions: Ms. Williams-1.

Not Present: Mr. Cosme, Ms. Rodriguez-2.

CONTINUATION OF THE REPORT OF THE INVESTMENT CONSULTANT

August 3, 2007 First Friday Manager Meeting Report Presented

Chairperson O'Brill presented the report of the "First Friday" Meeting on August 3, 2007 (see Exhibit B).

August 9, 2007 Investment Committee Meeting Report Approved

Chairperson O'Brill presented the August 9, 2007 Investment Committee Meeting report (see Exhibit C).

To Remove the 22% International Constraint on its REIT Portfolio Approved

A motion was made by Mr. Carrero, seconded by Mr. Ward, and unanimously passed, to remove the 22% international constraint on the Fund's REIT portfolio.

Not Present: Mr. Cosme, Mr. Barber-2.

REPORT OF THE COMMITTEE ON CLAIMS AND SERVICES

Administrative Hearings of Jeanne B. Olson and Robert Guetter, Members Schedule for August 27, 2007

Chairperson Ward informed the Trustees of the administrative hearing scheduled for August 27, 2007 at 3:00 p.m. for the discussion of Ms. Jeanne B. Olson, member, who requested to purchase two years of private school service that she earned outside of the State of Illinois. Staff's position is that employment must have been rendered by a school located with the State of Illinois in accordance with the state law. The Trustees denied Ms. Olson's request and informed her of her right to appeal.

Chairperson Ward informed the Trustees that Mr. Robert Guetter, member, who requested to purchase two years of private school service that he earned at the Rehabilitation Institute of Chicago where he taught driver's education to physically disabled adults. The institute is not registered or recognized by the Illinois State Board of Education. Therefore, staff has denied his request. He has petitioned the Board for an administrative hearing.

CONTINUATION OF THE REPORT OF THE PRESIDENT

Conference Update by Trustee

President O’Brill further explained the program at the NCPERS Program for Advanced Trustee Studies conference in Cambridge, Massachusetts.

CTPF Staff Member Recognized

President O’Brill shared with the Trustees a note from a retiree commending Ms. Pam Swigert a staff member for her assistance and efficiency.

REPORT OF THE ATTORNEY

Philip Hyde Case Update

Mr. Joseph Burns of Jacobs, Burns, Orlove, Stanton, and Hernandez, informed the Trustees that the First Circuit Court of Appeals affirmed the order of the District Court that the proceeds from the sale of Philip Hyde’s home will be turned over to the Chicago Teachers’ Pension Fund as a result of his criminal action.

CONTINUATION OF THE REPORT OF THE PRESIDENT

Conference Update by Trustee

Ms. Maria Rodriguez reported her attendance at the New America Alliance Conference in Albuquerque, New Mexico, August 8-11, 2007. Trustee Rodriguez shared with the Trustees that she received an award for “Outstanding Trustee.” Trustee Rodriguez indicated that the conference was very informative and educational.

ADJOURNMENT

On a motion by Ms. Davis, seconded by Mr. O’Brill, and by unanimous vote, the meeting adjourned at 3:58 p.m.

Respectfully submitted,



Mary Hanson
Recording Secretary

EXHIBIT A

Pension Law and Rules Committee Meeting

Recommendations/Actions

August 3, 2007, 2:45 p.m. – 4:49 p.m.

Attendees: Trustees – Committee Chairman Mr. Vaughn J. Barber, Mr. Alberto A. Carrero, Jr., Ms. Lois Nelson, Mr. John F. O’Brill, Ms. Reina Otero, Mr. James F. Ward, Ms. Nancy Williams—7.

Staff and Consultants: Mr. Kevin Huber (Executive Director), Ms. Patricia Hambrick (Chief Operating Officer), and Ms. Anita Tanay of Jacobs, Burns, Orlove, Stanton & Hernandez.

Review of Proposed Changes to the Bylaws and Rules

Chairman Barber presented proposed changes to the Bylaws and Rules of the Board of Trustees for consideration by the Board. The Board reviewed the proposed changes and made recommendations.

Recommendations/Actions

Chairman Barber will work with Fund staff on incorporating the changes as recommended and will present the revised changes at a future meeting for consideration.

Adjournment

On a motion by Ms. Otero, seconded by Ms. Nelson, and by unanimous vote, the meeting adjourned at 4:49 p.m.

EXHIBIT B

Investment Committee Informal Meeting

Recommendations/Actions

August 3, 2007

Attendees: Trustees: CTPF Trustees President O’Brill, Lois Nelson, Alberto Carrero, and Jim Ward. Staff and Consultants: Kevin Huber of CTPF and Doug Kryscio of Mercer.

At the June 20, 2006 Board meeting, Trustees were encouraged to attend Management and Mercer’s “first Friday” of every month meetings with investment managers and service providers. These meetings provide access to ANY investment service provider that would like to meet with management and Mercer and have a product that is potentially beneficial to the Fund.

The attendees met with the following investment service providers on August 3, 2007:

- 9:30 Oakbrook (130/30) – Firm with \$1.3B under management discussed the merits of a 130/30 strategy and did a general educational overview.

- 10:15 Oppenhiemer Capital – Presented both International equity and Large Cap growth strategies for consideration. International Equity strategy, with \$3.3B under management, focuses on concentrated portfolios of 40-60 names with a bottom up philosophy. The large cap growth strategy is similar in focusing on a concentrated portfolio with wide driven, fundamental, bottom up process. This portfolio has about \$600M under management.

- 11:00 Great Lakes Advisors (Large Cap Value Equity) – Employee owned Chicago based large cap strategy that manages 35-55 stocks with an average holding period of 3 years. They have \$3B under management with over \$1B in Illinois public funds. The philosophy is to find stocks where the market expectations are low as witnessed through the price earnings ratio and dividend yield and combine these stocks with proper diversification across industries.

- 11:45 Highland Capital (Alternative Manager) – presented a general overview of alternative investments and their qualifications. The firm has \$40B in assets under management and 225 employees. Multiple product lines were discussed including collateralized debt obligations, hedge funds, portable alpha, and commingled funds.

- 1:30 Independence Investments – Presented an amplified alpha strategy that uses the information contained in the fund’s holdings to increase investments that the fund already has. They analyze the investment holdings and direction, confirm the best ideas, and buy more of the concentrated portfolio. 30-50 stocks are amplified out of the Fund’s existing portfolio.

The attendees listened to the respective presentations and asked questions of each service provider.

EXHIBIT C

Investment Committee Meeting

Recommendations/Actions

August 9, 2007, 3:47 p.m. – 5:43 p.m.

Attendees: Trustees – Board President and Committee Chairman Mr. John F. O’Brill, Mr. Vaughn J. Barber, Ms. Reina Otero, Mr. James F. Ward, Ms. Williams-5.

Staff and Consultants: Mr. Kevin Huber, Executive Director, Mr. Rob Kochis and Renee Vining of The Townsend Group, Ms. Anita Tanay of Jacobs, Burns, Orlove, Stanton & Hernandez, Ms. Kristin Finney-Cooke and Mr. Patrick Silvestri of Mercer Investment Consulting.

Real Estate Securities Program

Mr. Rob Kochis of The Townsend Group presented an overview of the real estate securities program. The Townsend Group recommended CTPF remove its 22% cap on international investing as it relates to its REIT program. Mr. Kochis addressed questions raised by the Trustees.

Fixed Income Due Diligence Presentations

Representatives from LM Capital Group, Taplin Canida & Habacht, and Western Asset Management made routine due diligence presentations in accordance with the Fund’s investment policy. The managers covered their investment process and performance, and addressed questions raised by the Committee.

Recommendations/Actions

The Committee recommended to remove the 22% international constraint on its REIT portfolio.

Adjournment

On a motion by Mr. O’Brill, seconded by Ms. Otero, and by unanimous vote, the meeting adjourned at 5:43 p.m.

REPORT OF THE PROCEEDINGS
OF THE
Board of Trustees
OF THE
**Public School Teachers' Pension and
Retirement Fund of Chicago**

—
**Claims and Services Committee Meeting –
Official Report**

Monday, August 27, 2007

A Claims and Services Committee meeting of the Board of Trustees of the Public School Teachers' Pension and Retirement Fund of Chicago was held Monday, August 27, 2007.

The Chairperson, Mr. Ward, called the meeting to order at 3:28 P.M.

ROLL CALL

Members present: Mr. Barber, Ms. Nelson, Mr. O'Brill, Ms. Otero, Dr. Pilditch, Mr. Ward, Ms. Williams-7.

Members absent: Mr. Carrero, Mr. Cosme, Ms. Davis, Ms. Hanson, Ms. Rodriguez-5.

Also in attendance were Mr. Kevin Huber (*Executive Director*), Ms. Anita Tanay of Jacobs, Burns, Orlove, Stanton and Hernandez (*Legal Counsel*), and various observers and staff members.

JEANNE B. OLSON ADMINISTRATIVE HEARING

Chairperson Ward presented exhibits of the Ms. Jeanne B. Olson matter.

Ms. Olson requested that she be allowed to purchase two years of private school service that she earned outside of the State of Illinois. Staff's position is that employment must have been rendered by a school located with the State of Illinois in accordance with the state law. Ms. Olson's request was denied and she requested an administrative hearing.

The applicant did not appear before the Trustees for the administrative hearing.

Fund Counsel stated Ms. Olson was sent a notice of the hearing by certified mail, and a signed receipt showing delivery was returned.

Fund counsel recommended the Committee to enter a default due to Ms. Olson's failure to appear and present evidence. The Committee voted unanimously to enter the default.

The Committee instructed Fund counsel to present proposed findings that will be presented to the Trustees for their review at the September Board meeting. Fund counsel will also send a copy to Ms. Olson.

ADJOURNMENT

On a motion by Mr. O'Brill, seconded by Dr. Pilditch, and by unanimous vote, the administrative hearing adjourned at 3:33p.m.

Respectfully submitted,

A handwritten signature in black ink that reads "James F. Ward". The signature is written in a cursive, slightly slanted style.

James F. Ward
Committee Chairperson

REPORT OF THE PROCEEDINGS
OF THE
Board of Trustees
OF THE
**Public School Teachers' Pension and
Retirement Fund of Chicago**

—
**Claims and Services Committee Meeting –
Official Report
Monday, August 27, 2007**

A Claims and Services Committee meeting of the Board of Trustees of the Public School Teachers' Pension and Retirement Fund of Chicago was held Monday, August 27, 2007.

The Chairperson, Mr. Ward, called the meeting to order at 3:34 P.M.

ROLL CALL

Members present: Mr. Barber, Ms. Nelson, Mr. O'Brill, Ms. Otero, Dr. Pilditch, Mr. Ward, Ms. Williams-7.

Members absent: Mr. Carrero, Mr. Cosme, Ms. Davis, Ms. Hanson, Ms. Rodriguez-5.

Also in attendance were Mr. Kevin Huber (*Executive Director*), Ms. Anita Tanay of Jacobs, Burns, Orlove, Stanton and Hernandez (*Legal Counsel*), and various observers and staff members.

ROBERT GUETTER MATTER

Fund counsel informed the Trustees that Mr. Robert Guetter, requested to purchase two years of private school service that he earned at the Rehabilitation Institute of Chicago where he taught driver's education to physically disabled adults. The Institute is not registered or recognized by the Illinois State Board of Education. Therefore, staff denied his request. Mr. Guetter requested an administrative hearing be held.

Fund counsel contacted Mr. Guetter and informed him of the hearing. Mr. Guetter stated he no longer wanted to pursue the matter. Discussion ensued.

To Instruct Fund Counsel to Send Robert Guetter a Letter Approved

Following discussion, a motion was made by Mr. Barber, seconded by Mr. Ward, and unanimously passed, to instruct Fund counsel to send Mr. Guetter a letter confirming his conversation with Fund counsel, which he indicated he no longer is interested in an administrative hearing, and await his reply of confirmation.

ADJOURNMENT

On a motion by Mr. Ward, seconded by Mr. Barber, and by unanimous vote, the meeting adjourned at 3:40p.m.

Respectfully submitted,

A handwritten signature in black ink, appearing to read "James F. Ward". The signature is written in a cursive, flowing style.

James F. Ward
Committee Chairperson

REPORT OF THE PROCEEDINGS

OF THE

Board of Trustees

OF THE

**Public School Teachers' Pension and
Retirement Fund of Chicago**

Regular Meeting - Official Report

Tuesday, September 18, 2007

A regular meeting of the Board of Trustees of the Public School Teachers' Pension and Retirement Fund of Chicago was held Tuesday, September 18, 2007.

The President, Mr. John F. O'Brill, called the meeting to order at 9:41 a.m.

ROLL CALL

Members present: Mr. Barber, Mr. Carrero, Mr. Cosme, Ms. Hanson, Ms. Nelson, Mr. O'Brill, Ms. Otero, Dr. Pilditch, Ms. Rodriguez, Mr. Ward, Ms. Williams—11.

Members absent: Ms. Davis—1.

Also in attendance were Mr. Kevin B. Huber (*Executive Director*), Ms. Patricia Hambrick (*Chief Operating Officer*), Ms. Anita Tanay of Jacobs, Burns, Orlove, Stanton and Hernandez (*Legal Counsel*), Mr. Douglas Kryscio, Mr. Patrick Silvestri, and Mr. Guy Cooper of Mercer Investment Consulting, Inc. (*Investment Consultant*), Ms. Renee Vining of The Townsend Group (*Real Estate Investment Consultant*), Mr. Sandor Goldstein of Goldstein and Associates (*Actuary*), and various observers and staff members.

PUBLIC PARTICIPATION

Presentation by Dion Smith

Mr. Dion Smith, Manager of Financial Policy of the Chicago Public Schools (CPS), recommended that CTPF leave their investment return assumption rate at 8% citing (1) strong historical returns and (2) that lowering the investment return assumption rate would have a negative impact on CPS by causing its additional annual contributions to CTPF to increase. CTPF's actuary will address the issue during his report.

Ms. Davis arrived during Mr. Smith's presentation.

Presentation by Louis Pyster

Mr. Louis Pyster, a retired teacher, reiterated his opinion that administrative hearings should be conducted during full Board meetings as opposed to during Committee meetings. He also reiterated his opinion that Trustees should not travel internationally. Mr. Pyster expressed that consideration of a motion should occur only when all attending Trustees are present during voting. He commented that Trustees should not accept gifts from vendors or should otherwise disclose such gifts. He also commented that conversations with vendors or potential vendors should be disclosed. Finally, Mr. Pyster commented that Trustees should take action on investment issues only after giving appropriate consideration to the question.

COMMUNICATIONS

Illinois Freedom of Information Act Requests

The following persons made requests to the Fund in accordance with the Illinois Freedom of Information Act. The requests have been fulfilled.

- Mr. Barry Burr, of Pension & Investments, requested Mercer's domestic equity and fixed income review, Townsend's first quarter performance report, and transition reports by Lambright Financial and State Street Global Markets as presented at the July 19, 2007 Special Board meeting.
- Mr. Joel Harper, of Spears School of Business at Oklahoma State University, requested Mercer's performance reports and CTPF's annual financial reports from 2000-2005 related to performance and manager fees.
- Mr. Tim Novak, of the Chicago Sun Times, requested information regarding CTPF's investment with DV Urban Realty.
- Mr. Emil P. Totnchi, of SEIU Local 1, requested information regarding CTPF's relationship with LaSalle Bank or Bank of America.
- Mr. Thurman White, of Progress Investment Management, requested a transcript of the August 16, 2007 Special Board meeting.

APPROVAL OF MINUTES

Approval of Minutes of Special Board Meeting on August 16, 2007, Minutes of Claims and Services Committee Hearing on August 27, 2007, and Minutes of Claims and Services Committee Meeting on August 27, 2007

A motion was made by Mr. Ward, seconded by Mr. Barber, and unanimously passed, to approve the minutes of the Special Board Meeting on August 16, 2007, the Claims and Services Committee Hearing on August 27, 2007, and the Claims and Services Committee Meeting on August 27, 2007.

REPORT OF THE ACTUARY

Investment Return Assumption for June 30, 2007

Mr. Sandor Goldstein of Goldstein and Associates reported that he is working on an experience analysis of the Fund over the 4-year period 2003-2006. He reported that based on the results of the experience analysis, he will develop recommended actuarial assumptions for the June 30, 2007 actuarial valuation.

Mr. Goldstein reported that the Fund's long-term expected rate of return is 7.47% per year, based on the Fund's asset allocation policy and current expectations regarding long-term investment returns. The actuary indicated that if the Trustees would like the investment return assumption to be more in line with the long-term expected rate of return, a reduction in the interest rate assumption from the current 8% assumption to either 7.75% or 7.5% would be recommended. Mr. Goldstein reported however that the current 8% assumption is within the range that is considered to be acceptable under standards set by the actuarial profession. Mr. Goldstein addressed questions raised by the Trustees. Mr. Goldstein stated that he will have a full experience report in November 2007 and a decision can be made at that time.

REPORT OF THE REAL ESTATE INVESTMENT CONSULTANT

Review of Open Ended Commingled Funds

Ms. Renee Vining of the Townsend Group reported that core open ended real estate managers UBS Realty Investors, Prudential Real Estate Investors, and JP Morgan Asset Management will make due diligence presentations. Ms. Vining reviewed the peer analysis and reported that all of the funds have produced better than expected returns. She addressed questions raised by the Trustees.

Due Diligence Presentations by Open Ended Commingled Fund Managers

Representatives of UBS Realty Investors, Prudential Real Estate Investors (PRISA Funds I and II), and JP Morgan Asset Management made routine due diligence presentations in accordance with the Fund's investment policy. Each manager addressed questions raised by the Trustees regarding their individual firms.

Following the presentations, Ms. Vining reported that all due diligence presentations are expected to be concluded in October 2007 after which time Townsend will review the entire portfolio structure.

REPORT OF THE INVESTMENT CONSULTANT

Mr. Douglas Kryscio, Mr. Patrick Silvestri, and Mr. Guy Cooper of Mercer Investment Consulting reported that Progress Investment Management will make a presentation to address Trustee concerns. Mercer will also update the Trustees on transition management and securities lending.

Presentation by Progress Investment Management

Representatives from Progress Investment Management appeared before the Trustees and addressed concerns related to Latino participation, manager search and selection process, and operations, specifically marketing. They also reviewed performance and organizational structure.

Progress reported that their firm was founded 17 years ago to foster diversity and inclusion throughout the industry and remarked that they have exceeded the investment mandate as stated in CTPF's investment guidelines. They reported that allocations to managers are based upon investment strategy and the number of eligible managers to fulfill that strategy. The Trustees asked Progress to provide an update on new investment strategies and asset deployment as they occur.

Discussion ensued regarding social invitations and gifts from current and potential investment managers. Ms. Rodriguez stated for the record that she is not comfortable with receiving gifts from investment managers.

Mr. Carrero stated for the record that he does not want CTPF to give the impression that Progress is doing something illegal. He stated that the Fund has a code of ethics policy and it is the Trustees' fiduciary responsibility to comply with the policy regarding social invitations and gifts.

Progress stated for the record that they did not intend to offend any Trustee or attempt to influence any Trustee by any gestures.

Transition Management

Mr. Kryscio reported that CTPF entered into a transition management agreement with State Street Global Markets based on Mercer's recommendation following review of transition managers for the fixed income portfolio. He reported that the transition should occur within one week.

Securities Lending

Mr. Kevin Huber, Executive Director, reported that he was informed by Northern Trust of a \$6 million loss in the month of August in the securities lending program due to volatility in the credit markets. Mr. Huber provided the Trustees with a monthly analysis of the product from January 1999 through August 2007. Mr. Huber recommended remaining in the program as the current market environment is extremely volatile.

September 7, 2007 First Friday Manager Meeting Report Presented

Chairperson O'Brill presented the report of the First Friday Meeting on September 7, 2007 (see Exhibit A).

September 11, 2007 Investment Committee Meeting Report Approved

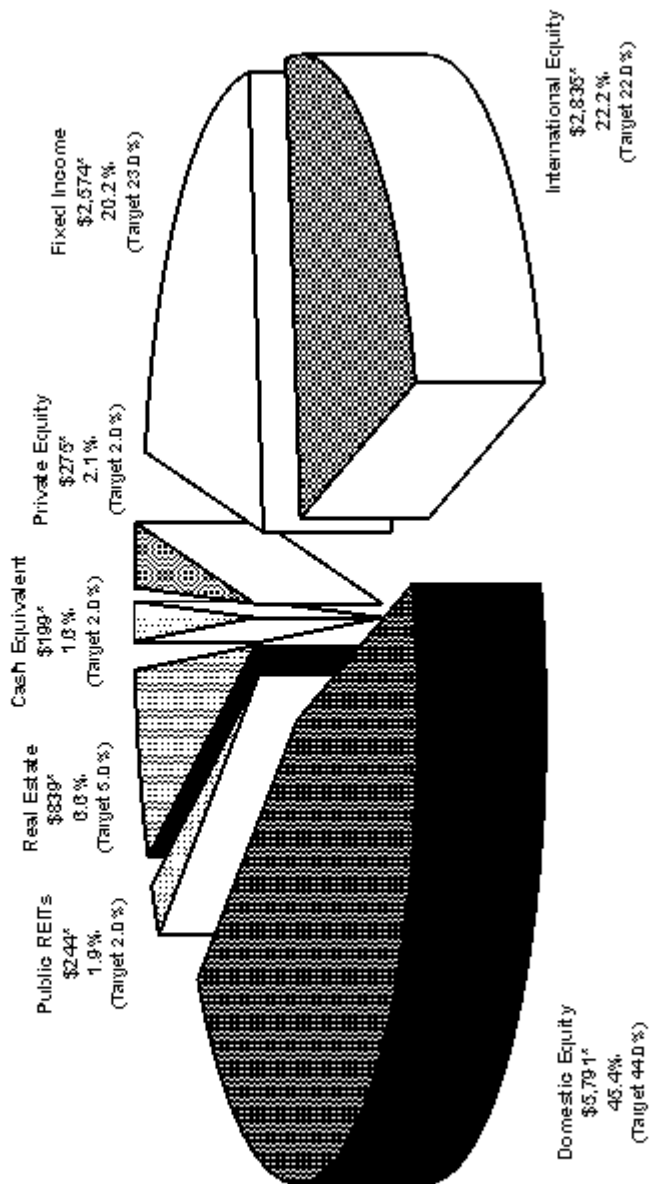
Chairperson O'Brill presented the September 11, 2007 Investment Committee Meeting report (see Exhibit B).

Investment Committee Reports

Chairperson O'Brill recommended that the following reports be recorded in the proceedings of this meeting:

1. Allocation Overview
2. Investment Summary by Manager
3. Manager Activity Summary Report
4. Manager Fee Analysis
5. Actual Allocation vs. Policy Targets
6. Minority and Female Owned Investment Managers

PUBLIC SCHOOL TEACHERS' PENSION AND RETIREMENT FUND OF CHICAGO
ALLOCATION OVERVIEW
 as of June 30, 2007



INVESTMENT SUMMARY BY MANAGER
June 30, 2006 THROUGH June 30, 2007

| | FAIR VALUE 6/30/2007 | FAIR VALUE 4/30/2007 | FAIR VALUE 6/30/2006 | % CHANGE IN MV 2 Months | % CHANGE IN MV 12 Months | CASH OR SHORT-TERM | % OF CASH |
|------------------------|-------------------------|-------------------------|-------------------------|----------------------------|-----------------------------|-----------------------|--------------|
| EQUITY | | | | | | | |
| Domestic | | | | | | | |
| Ariel | \$ 237,911,268 | \$ 231,569,509 | \$ 199,000,355 | 2.7% | * | \$ 23,214,508 | 9.8% |
| Attucks | 140,154,994 | 136,443,550 | 117,879,342 | 2.7% | 18.9% | 3,149,341 | 2.2% |
| Chicago Equity | 180,341,078 | 176,949,284 | 202,271,426 | 1.9% | * | 1,299,804 | 0.7% |
| DFA | 112,802,044 | 111,250,561 | 95,944,128 | 1.4% | * | — | 0.0% |
| Fidelity | 323,809,104 | 319,227,670 | 324,938,166 | 1.4% | * | 4,282,984 | 1.3% |
| Harris | 278,950,454 | 275,820,668 | 405,335,034 | 1.1% | * | 573,795 | 0.2% |
| Holland | 142,344,680 | 138,611,532 | 123,917,675 | 2.7% | 14.9% | 1,925,860 | 1.4% |
| J&W Seligman | 292,858,331 | 280,999,530 | 280,923,555 | 4.2% | * | 7,437,596 | 2.5% |
| Lombardia | 139,835,715 | 139,191,181 | 48,156,362 | 0.5% | * | 92,441 | 0.1% |
| Lynmar Capital | 57,542,356 | 56,450,855 | — | 1.9% | * | 1,591,673 | 2.8% |
| New Amsterdam | 294,739,206 | 290,353,866 | 258,123,207 | 1.5% | 14.2% | 3,743,411 | 1.3% |
| NTGI 500 | 1,257,060,822 | 1,636,315,894 | 1,619,959,336 | * | * | 3,102,710 | 0.2% |
| NTGI Midcap | 221,878,112 | 284,521,721 | 246,349,893 | * | * | — | 0.0% |
| NTGI Smallcap | 522,742,743 | 609,337,767 | 600,809,166 | * | * | 18,042,897 | 3.5% |
| NTGI Mgr of Mgrs | 142,830,601 | 138,703,317 | 119,851,292 | 3.0% | 19.2% | — | 0.0% |
| Piedmont | 118,379,868 | 115,955,927 | — | 2.1% | * | 1,567,279 | 1.3% |
| Progress | 144,259,893 | 140,436,295 | 120,123,837 | 2.7% | 20.1% | 2,891,948 | 2.0% |
| RhumbLine Russell 1000 | 402,739,738 | — | — | * | * | 1,006,160 | 0.2% |
| RhumbLine Russell 2000 | 101,346,897 | — | — | * | * | 1,361,045 | 1.3% |
| UBS Global Equity | 288,648,926 | 286,025,576 | 331,563,535 | 0.9% | * | 12,245,069 | 4.2% |
| Waddell & Reed | 318,491,444 | 308,195,048 | 448,918,163 | 3.3% | * | 12,826,098 | 4.0% |
| Zenna Financial | 44,045 | 81,066 | 53,853,554 | * | * | 43,868 | 99.6% |
| Zevenbergen | 71,451,200 | 67,059,459 | 59,373,670 | 6.5% | 20.3% | 661,482 | 0.9% |
| Total | 5,791,163,516 | 5,743,500,276 | 5,657,291,696 | * | * | 101,059,967 | 1.7% |

INVESTMENT SUMMARY BY MANAGER
June 30, 2006 THROUGH June 30, 2007

| | FAIR VALUE 6/30/2007 | FAIR VALUE 4/30/2007 | FAIR VALUE 6/30/2006 | % CHANGE IN MV 2 Months | % CHANGE IN MV 12 Months | CASH OR SHORT-TERM | % OF CASH |
|---------------------------|-------------------------|-------------------------|-------------------------|----------------------------|-----------------------------|-----------------------|--------------|
| International | | | | | | | |
| Acadian | 436,747,106 | 417,329,287 | — | 4.7% | * | 3,576,205 | 0.8% |
| Brandywine | 204,815,172 | 203,137,318 | — | 0.8% | * | 6,031,743 | 2.9% |
| Earnest Partners | 108,364,913 | 105,076,945 | — | 3.1% | * | 5,325,558 | 4.9% |
| Lazard | 625,905,571 | 621,654,986 | 468,789,396 | 0.7% | * | 22,893,312 | 3.7% |
| MFS Advisors | 451,726,102 | 451,469,184 | 533,184,830 | 0.1% | * | 12,497,188 | 2.8% |
| Morgan Stanley | 792,870,733 | 781,858,345 | 723,082,494 | 1.4% | 9.7% | 26,696,817 | 3.4% |
| UIM | 109,039,676 | 105,529,920 | — | 3.3% | * | 9,143,302 | 8.4% |
| William Blair | 104,672,650 | 100,894,502 | — | 3.7% | * | 2,232,910 | 2.1% |
| Lambright - transition | 3 | 8,403 | — | * | * | 3 | 100.0% |
| State Street - transition | 866,823 | 1,760,423 | — | * | * | 851,554 | 98.2% |
| Total | 2,835,008,748 | 2,788,719,313 | 1,725,056,720 | * | * | 89,248,592 | 3.1% |
| Public REITs | | | | | | | |
| Adelante | \$ 49,826,238 | \$ 54,420,863 | \$ 51,821,729 | -8.4% | * | \$ 2,070,745 | 4.2% |
| Morgan Stanley | 111,611,490 | 119,312,027 | 106,426,753 | -6.5% | * | 3,782,580 | 3.4% |
| Urdang | 82,103,212 | 91,348,858 | 104,835,564 | -10.1% | * | 2,694,601 | 3.3% |
| Total | 243,540,939 | 265,081,748 | 263,084,046 | -8.1% | * | 8,547,925 | 3.5% |
| TOTAL EQUITY | 8,869,713,203 | 8,797,301,337 | 7,645,432,462 | * | * | 198,856,485 | 2.2% |
| REAL ESTATE | | | | | | | |
| Blackstone | — | — | 549,708 | * | * | — | 0.0% |
| Capital Associates | 345,704 | 345,994 | 10,357,358 | * | * | — | 0.0% |
| Capri Select Income II | 21,444,875 | 20,043,150 | 6,376,260 | * | * | — | 0.0% |
| CB Richard Ellis | 39,626,342 | 39,125,758 | 31,146,787 | * | * | — | 0.0% |

INVESTMENT SUMMARY BY MANAGER
June 30, 2006 THROUGH June 30, 2007

| | FAIR VALUE 6/30/2007 | FAIR VALUE 4/30/2007 | FAIR VALUE 6/30/2006 | % CHANGE IN MV 2 Months | % CHANGE IN MV 12 Months | CASH OR SHORT-TERM | % OF CASH |
|-----------------------------|-------------------------|-------------------------|-------------------------|----------------------------|-----------------------------|-----------------------|--------------|
| DV Urban | 3,493,611 | 3,636,287 | 60,256 | * | * | — | 0.0% |
| Fremont | 15,322,500 | 13,451,910 | 6,048,840 | * | * | — | 0.0% |
| Intercontinental | 38,546,229 | 38,897,673 | 27,111,084 | * | * | — | 0.0% |
| JP Morgan | 207,296,235 | 199,917,665 | 178,192,972 | * | * | — | 0.0% |
| Morgan Stanley (Lend Lease) | 3,896 | 3,896 | 109,490 | * | * | — | 0.0% |
| Olympus | 3,332,806 | 6,094,340 | 10,128,148 | * | * | — | 0.0% |
| PRISA I | 154,021,301 | 145,433,424 | 138,312,092 | * | * | 1,668,791 | 1.1% |
| PRISA II | 67,689,014 | 63,084,569 | 61,336,287 | * | * | 1,103,018 | 1.6% |
| RREEF | 322,340 | 362,005 | 722,125 | * | * | — | 0.0% |
| RREEF Global | 10,414,796 | 9,521,856 | — | * | * | 1,158,319 | 11.1% |
| UBS Realty Inv. | 193,285,680 | 183,678,220 | 165,873,249 | * | * | 1,514,090 | 0.8% |
| Urban America | 3,564,951 | 1,469,761 | — | * | * | — | 0.0% |
| Walton I | 854,273 | 850,014 | 839,845 | * | * | — | 0.0% |
| Walton II | 10,304,909 | 10,354,139 | 11,724,765 | * | * | — | 0.0% |
| Walton III | 8,974,194 | 8,458,385 | 12,664,988 | * | * | — | 0.0% |
| Walton IV | 34,010,077 | 32,668,509 | 48,085,077 | * | * | — | 0.0% |
| Walton V | 26,813,313 | 13,165,748 | — | * | * | — | 0.0% |
| TOTAL | 839,667,047 | 790,565,303 | 709,639,331 | * | * | 5,444,218 | 0.6% |
| PRIVATE EQUITY | | | | | | | |
| Adams Street | \$ 78,415,489 | \$ 78,664,579 | \$ 71,374,310 | * | * | \$ — | 0.0% |
| Harbourvest | 73,632,146 | 71,240,612 | 74,442,510 | * | * | 1,382,681 | 1.9% |
| Hispania | 1,246,277 | 1,318,550 | 962,890 | * | * | — | 0.0% |
| ICV Capital Partners | 815,774 | 823,879 | 702,972 | * | * | — | 0.0% |
| Mesirov | 21,301,005 | 23,701,005 | 24,336,294 | * | * | — | 0.0% |
| Mesirov - Fund II | 30,964,919 | 34,564,919 | 26,614,126 | * | * | — | 0.0% |
| Mesirov - Capital VIII | 1,919,047 | 4,066,690 | 3,353,492 | * | * | — | 0.0% |
| Mesirov - Capital IX | 4,859,885 | 3,111,747 | 2,000,684 | * | * | — | 0.0% |

INVESTMENT SUMMARY BY MANAGER
June 30, 2006 THROUGH June 30, 2007

| | FAIR VALUE 6/30/2007 | FAIR VALUE 4/30/2007 | FAIR VALUE 6/30/2006 | % CHANGE IN MV 2 Months | % CHANGE IN MV 12 Months | CASH OR SHORT-TERM | % OF CASH |
|----------------------------|-------------------------|-------------------------|-------------------------|----------------------------|-----------------------------|-----------------------|--------------|
| Muller and Monroe | 4,520,926 | 3,832,687 | 2,450,598 | * | * | — | 0.0% |
| Palladium Partners | 2,863,972 | 2,355,445 | 1,112,455 | * | * | — | 0.0% |
| Pantheon III | 14,496,291 | 13,677,359 | 17,534,848 | * | * | — | 0.0% |
| Pantheon - Fund IV | 26,343,359 | 23,716,810 | 22,545,610 | * | * | 875,000 | 3.3% |
| Pantheon - Intl. | 9,470,781 | 11,785,555 | 12,253,583 | * | * | 761,035 | 8.0% |
| Pharos Capital | 3,199,001 | 3,223,970 | 2,080,375 | * | * | — | 0.0% |
| Syncom | 669,389 | 424,430 | — | * | * | — | 0.0% |
| TOTAL | 274,718,261 | 276,508,237 | 261,764,747 | * | * | 3,018,716 | 1.1% |
| FIXED INCOME | | | | | | | |
| Lehman Brothers | 398,350,839 | 406,225,085 | 394,278,208 | -1.9% | 1.0% | 3,377,200 | 0.8% |
| LM Capital | 62,294,307 | 63,635,269 | 61,604,480 | -2.1% | 1.1% | 1,304,646 | 2.1% |
| NTGI Fixed Income | 1,431,716,807 | 1,460,820,301 | 1,423,266,123 | -2.0% | 0.6% | 6,166,899 | 0.4% |
| Smith Graham | 62,559,378 | 63,926,827 | 62,145,238 | -2.1% | 0.7% | 16,727,519 | 26.7% |
| Taplin, Canida and Habacht | 119,652,717 | 121,836,677 | 119,113,098 | -1.8% | 0.5% | 2,101,407 | 1.8% |
| Western Asset Mgmt | 499,449,652 | 511,976,995 | 492,000,860 | -2.4% | 1.5% | 209,342,214 | 41.9% |
| TOTAL | 2,574,023,700 | 2,628,421,154 | 2,552,408,007 | * | * | 239,019,886 | 9.3% |
| SHORT TERM | | | | | | | |
| Appropriation Acct. | 48,692,546 | 47,017,007 | 133,145,550 | * | * | 48,692,546 | 100.0% |
| Cash Equivalent | 150,673,471 | 65,749,762 | 106,917,336 | * | * | 150,673,471 | 100.0% |
| TOTAL | 199,366,017 | 112,766,769 | 240,062,886 | * | * | 199,366,017 | 100.0% |
| TOTAL PORTFOLIO | \$ 12,757,488,228 | \$ 12,605,562,800 | \$ 11,409,307,433 | * | * | \$ 645,705,322 | 5.1% |

* Does not reflect the true change in market value due to contributions/distributions made during the period.
 Note: Fair Value includes Cash and Cash Equivalents, A/P, A/R, and Accrual Income.

MANAGER ACTIVITY SUMMARY REPORT
June 30, 2006 THROUGH June 30, 2007

| | FAIR VALUE 6/30/2007 | FAIR VALUE 6/30/2006 | PURCHASES | SALES | TURNOVER % |
|------------------------|-------------------------|-------------------------|---------------|---------------|------------|
| EQUITY | | | | | |
| Domestic | | | | | |
| Ariel | \$ 237,911,268 | \$ 199,000,355 | \$ 58,336,131 | \$ 69,363,625 | 26.70% |
| Attucks | 140,154,994 | 117,879,342 | 124,187,715 | 98,874,542 | 76.64% |
| Chicago Equity | 180,341,078 | 202,271,426 | 191,154,298 | 238,943,670 | 99.92% |
| DFA | 112,802,044 | 95,944,128 | — | 541,388 | 0.52% |
| Fidelity | 323,809,104 | 324,938,166 | 99,160,759 | 99,647,939 | 30.57% |
| Harris | 278,950,454 | 405,335,034 | 192,146,910 | 248,088,621 | 56.16% |
| Holland | 142,344,680 | 123,917,675 | 25,882,928 | 26,828,077 | 19.44% |
| I&W Seligman | 292,858,331 | 280,923,555 | 316,714,245 | 304,886,986 | 106.27% |
| Lombardia | 139,835,715 | 48,156,362 | 127,319,238 | 70,732,151 | 75.25% |
| Lynmar Capital | 57,542,356 | — | 99,265,624 | 64,225,659 | 223.23% |
| New Amsterdam | 294,739,206 | 258,123,207 | 175,831,216 | 181,537,538 | 63.61% |
| NTGI 500 | 1,257,060,822 | 1,619,959,336 | 55,713,400 | 36,782,665 | 2.56% |
| NTGI Midcap | 221,878,112 | 246,349,893 | — | 70,025,134 | 29.91% |
| NTGI Smallcap | 522,742,743 | 600,809,166 | 96,700,182 | 65,480,465 | 11.66% |
| NTGI Mgr of Mgrs | 142,830,601 | 119,851,292 | 124,248,461 | 125,075,565 | 94.60% |
| Piedmont | 118,379,868 | — | 162,249,341 | 120,984,853 | 204.40% |
| Progress | 144,259,893 | 120,123,837 | 99,257,350 | 70,303,806 | 53.18% |
| RhumbLine Russell 1000 | 402,739,738 | — | 76,559,448 | 75,012,667 | 37.25% |
| RhumbLine Russell 2000 | 101,346,897 | — | 38,722,960 | 26,575,345 | 52.44% |
| UBS Global Equity | 288,648,926 | 331,563,535 | 64,655,153 | 77,681,488 | 20.85% |
| Waddell & Reed | 318,491,444 | 448,918,163 | 565,050,292 | 625,569,783 | 147.26% |
| Zenna Financial | 44,045 | 53,853,554 | 1,604,480 | 1,061,782 | 3.94% |
| Zevenbergen | 71,451,200 | 59,373,670 | 24,475,299 | 23,752,696 | 36.31% |
| Total | 5,791,163,516 | 5,657,291,696 | 2,719,255,430 | 2,721,976,445 | |

MANAGER ACTIVITY SUMMARY REPORT
June 30, 2006 THROUGH June 30, 2007

| | FAIR VALUE 6/30/2007 | FAIR VALUE 6/30/2006 | PURCHASES | SALES | TURNOVER % |
|-------------------------|-------------------------|-------------------------|---------------|---------------|------------|
| International | | | | | |
| Acadian | 436,747,106 | — | 98,635,801 | 81,956,401 | 37.53% |
| Brandywine | 204,815,172 | — | 19,720,093 | 13,879,337 | 13.55% |
| Earnest Partners | 108,364,913 | — | — | 379,090 | 0.70% |
| Lazard | 625,905,571 | 468,789,396 | 298,391,583 | 273,447,608 | 49.96% |
| MFS Advisors | 451,726,102 | 533,184,830 | 209,937,457 | 203,515,927 | 41.33% |
| Morgan Stanley | 792,870,733 | 723,082,494 | 367,386,584 | 374,436,444 | 48.47% |
| UIM | 109,039,676 | — | 58,443,703 | 32,420,934 | 59.47% |
| William Blair | 104,672,650 | — | 37,004,817 | 23,620,680 | 45.13% |
| Lambright—transition | 3 | — | 72,199,712 | 102,549,172 | N/A |
| State Street—transition | 866,823 | — | 692,777,268 | 766,150,040 | N/A |
| Total | 2,835,008,748 | 1,725,056,720 | 1,854,497,017 | 1,872,355,632 | |
| Public REITs | | | | | |
| Adelante | 49,826,238 | 51,821,729 | 17,111,037 | 24,787,861 | 33.67% |
| Morgan Stanley | 111,611,490 | 106,426,753 | 67,100,378 | 95,923,244 | 61.55% |
| Urdang | 82,103,212 | 104,835,564 | 80,450,408 | 117,000,771 | 86.07% |
| Total | 243,540,939 | 263,084,046 | 164,661,823 | 237,711,876 | |
| TOTAL EQUITY | 8,869,713,203 | 7,645,432,462 | 4,738,394,270 | 4,832,043,954 | |
| FIXED INCOME | | | | | |
| Lehman Brothers | 398,350,839 | 394,278,208 | 1,417,549,917 | 1,396,666,991 | 352.41% |
| LM Capital | 62,294,307 | 61,604,480 | 24,973,695 | 23,629,279 | 38.14% |
| NTGI Fixed Income | 1,431,716,807 | 1,423,266,123 | 372,894,454 | 347,192,723 | 24.32% |

MANAGER ACTIVITY SUMMARY REPORT
June 30, 2006 THROUGH June 30, 2007

| | FAIR VALUE 6/30/2007 | FAIR VALUE 6/30/2006 | PURCHASES | SALES | TURNOVER % |
|-----------------------------|-------------------------|-------------------------|----------------------|----------------------|------------|
| Smith Graham | 62,559,378 | 62,145,238 | 420,516,261 | 222,557,172 | 356.93% |
| Taplin, Canida and Habacht | 119,652,717 | 119,113,098 | 47,022,065 | 36,594,520 | 30.65% |
| Western Asset Mgmt | 499,449,652 | 492,000,860 | 3,032,122,203 | 3,048,563,995 | 611.65% |
| TOTAL | 2,574,023,700 | 2,552,408,007 | 5,315,078,595 | 5,075,204,681 | |
| REAL ESTATE | | | | | |
| Blackstone | \$ — | \$ 549,708 | \$ — | \$ 282,998 | N/A |
| Capital Associates | 345,704 | 10,357,358 | — | 9,982,305 | N/A |
| Capri Select Income II | 21,444,875 | 6,376,260 | 14,960,000 | 400,000 | N/A |
| CB Richard Ellis | 39,626,342 | 31,146,787 | 6,606,423 | 1,503,758 | N/A |
| DV Urban | 3,493,611 | 60,256 | 4,243,060 | — | N/A |
| Fremont | 15,322,500 | 6,048,840 | 11,317,560 | 1,250,715 | N/A |
| Intercontinental | 38,546,229 | 27,111,084 | 9,100,000 | — | N/A |
| JP Morgan | 207,296,235 | 178,192,972 | — | 1,751,137 | N/A |
| Morgan Stanley (Lend Lease) | 3,896 | 109,490 | — | 107,280 | N/A |
| Olympus | 3,332,806 | 10,128,148 | 478,085 | 5,229,338 | N/A |
| PRISA I | 154,021,301 | 138,312,092 | — | 8,748,494 | N/A |
| PRISA II | 67,689,014 | 61,336,287 | — | 6,319,346 | N/A |
| RREEF | 322,340 | 722,125 | 4,829,094 | — | N/A |
| RREEF Global | 10,414,796 | — | 6,183,336 | 1,072,717 | N/A |
| UBS Realty Inv. | 193,285,680 | 165,873,249 | — | 3,954,136 | N/A |
| Urban America | 3,564,951 | — | 3,564,951 | — | N/A |
| Walton I | 854,273 | 839,845 | — | — | N/A |
| Walton II | 10,304,909 | 11,724,765 | — | 1,218,856 | N/A |
| Walton III | 8,974,194 | 12,664,988 | — | 3,642,274 | N/A |
| Walton IV | 34,010,077 | 48,085,077 | — | 10,968,325 | N/A |
| Walton V | 26,813,313 | — | 26,417,080 | — | N/A |
| TOTAL | 839,667,047 | 709,639,331 | 87,699,590 | 56,431,680 | |

MANAGER ACTIVITY SUMMARY REPORT
June 30, 2006 THROUGH June 30, 2007

| | FAIR VALUE 6/30/2007 | FAIR VALUE 6/30/2006 | PURCHASES | SALES | TURNOVER % |
|-----------------------|-------------------------|-------------------------|------------------|-----------------|------------|
| PRIVATE EQUITY | | | | | |
| Adams Street | 78,415,489 | 71,374,310 | 9,001,532 | 7,750,758 | N/A |
| Harbourvest | 73,632,146 | 74,442,510 | 10,200,000 | 8,923,782 | N/A |
| Hispania | 1,246,277 | 962,890 | 519,269 | — | N/A |
| ICV Capital Partners | 815,774 | 702,972 | 562,858 | 272,743 | N/A |
| Mesirow | 21,301,005 | 24,336,294 | — | 2,600,000 | N/A |
| Mesirow—Fund II | 30,964,919 | 26,614,126 | 4,500,000 | 2,700,000 | N/A |
| Mesirow—Capital V/III | 1,919,047 | 3,353,492 | 200,000 | 698,862 | N/A |
| Mesirow—Capital IX | 4,859,885 | 2,000,684 | 3,200,000 | — | N/A |
| Muller and Monroe | 4,520,926 | 2,450,598 | 2,814,160 | 172,559 | N/A |
| Palladium Partners | 2,863,972 | 1,112,455 | 1,952,137 | 91,543 | N/A |
| Pantheon III | 14,496,291 | 17,534,848 | 1,925,000 | 1,739,507 | N/A |
| Pantheon—Fund IV | 26,343,359 | 22,545,610 | 6,300,000 | 2,365,943 | N/A |
| Pantheon—Intl. | 9,470,781 | 12,253,583 | 2,252,466 | 6,251,003 | N/A |
| Pharos Capital | 3,199,001 | 2,080,375 | 1,200,000 | — | N/A |
| Syncom | 669,389 | — | 978,740 | — | N/A |
| TOTAL | 274,718,261 | 261,764,747 | 45,606,163 | 33,566,700 | |
| SHORT TERM | | | | | |
| Appropriation Acct. | 48,692,546 | 133,145,550 | — | — | N/A |
| Cash Equivalent | 150,673,471 | 106,917,336 | — | — | N/A |
| TOTAL | 199,366,017 | 240,062,886 | — | — | |
| GRAND TOTAL | \$12,757,488,228 | \$11,409,307,433 | \$10,186,778,618 | \$9,997,247,014 | |

MANAGER FEE ANALYSIS AS OF JUNE 30, 2007

| | MANAGER FEES 7/1 - 6/30/07 | FAIR VALUE 6/30/2007 | ANNUAL FEE IN BASIS POINTS | FY 2006 MGR FEES |
|------------------------|-------------------------------|-------------------------|-------------------------------|---------------------|
| EQUITY | | | | |
| Domestic | | | | |
| Ariel | \$662,535 | \$237,911,268 | 27.85 | \$669,443 |
| Attucks | 851,753 | 140,154,994 | 60.77 | 783,062 |
| Chicago Equity | 482,114 | 180,341,078 | 26.73 | 533,991 |
| DFA | 559,866 | 112,802,044 | 49.63 | 549,922 |
| Fidelity * | 673,057 | 323,809,104 | 20.79 | 1,090,398 |
| Harris | 690,500 | 278,950,454 | 24.75 | 778,785 |
| Holland | 499,661 | 142,344,680 | 35.10 | 476,956 |
| J&W Seligman | 999,749 | 292,858,331 | 34.14 | 1,125,150 |
| Lombardia | 466,466 | 139,835,715 | 33.36 | 226,066 |
| Lynmar Capital * | 357,548 | 57,542,356 | 62.14 | — |
| New Amsterdam | 713,911 | 294,739,206 | 24.22 | 671,216 |
| NTGI 500 | 166,015 | 1,257,060,822 | 1.32 | 158,232 |
| NTGI Midcap | 25,677 | 221,878,112 | 1.16 | 25,544 |
| NTGI Smallcap | 344,024 | 522,742,743 | 6.58 | 333,292 |
| NTGI Mgr of Mgrs * | 852,648 | 142,830,601 | 59.70 | 780,348 |
| Piedmont * | 322,831 | 118,379,868 | 27.27 | — |
| Progress * | 863,192 | 144,259,893 | 59.84 | 773,898 |
| RhumbLine Russell 1000 | 8,211 | 402,739,738 | 1.25 | — |
| RhumbLine Russell 2000 | 2,066 | 101,346,897 | 1.25 | — |
| UBS Global Equity | 814,753 | 288,648,926 | 28.23 | 870,107 |
| Waddell & Reed | 524,796 | 318,491,444 | 16.48 | 604,940 |
| Zenna Financial | 15,103 | 44,045 | N/A | 15,988 |
| Zevenbergen | 255,480 | 71,451,200 | 35.76 | 237,289 |
| Total | 11,151,955 | 5,791,163,516 | 19.26 | 10,704,627 |
| International | | | | |
| Acadian | 574,682 | 436,747,106 | 41.26 | — |
| Brandywine | 298,521 | 204,815,172 | 47.97 | — |
| Earnest Partners | 159,081 | 108,364,913 | 47.09 | — |
| Lazard | 888,128 | 625,905,571 | 14.19 | 792,313 |
| MFS Advisors | 1,848,924 | 451,726,102 | 40.93 | 1,786,910 |
| Morgan Stanley | 2,865,430 | 792,870,733 | 36.14 | 2,877,093 |
| UIM | 277,373 | 109,039,676 | 79.46 | — |
| William Blair | 288,301 | 104,672,650 | 86.19 | — |
| Transition Managers | — | 866,825 | N/A | — |
| Total | 7,200,439 | 2,835,008,748 | 37.62 | 5,456,316 |
| Public REITs | | | | |
| Adelante | 316,010 | 49,826,238 | 63.42 | 23,695 |
| Morgan Stanley | 754,682 | 111,611,490 | 67.62 | 779,386 |
| Urdang | 485,562 | 82,103,212 | 59.14 | 574,070 |
| Total | 1,556,254 | 243,540,939 | 63.90 | 1,377,151 |
| TOTAL EQUITY | 19,908,648 | 8,869,713,203 | 26.35 | 17,538,094 |
| FIXED INCOME | | | | |
| Lehman Brothers | 230,022 | 398,350,839 | 5.77 | 229,420 |
| LM Capital | 131,344 | 62,294,307 | 21.08 | 138,044 |

| September 18 | 39 | | 2007 | |
|-----------------------------|---------------------|-------------------------|--------------|---------------------|
| NTGI Fixed Income | 144,831 | 1,431,716,807 | 1.01 | 148,094 |
| Smith Graham | 157,543 | 62,559,378 | 25.18 | 157,339 |
| Taplin, Canida and Habacht | 200,049 | 119,652,717 | 16.72 | 200,362 |
| Western Asset Mgmt | 905,940 | 499,449,652 | 18.14 | 902,056 |
| TOTAL | 1,769,729 | 2,574,023,700 | 6.88 | 1,775,315 |
| REAL ESTATE | | | | |
| Blackstone | \$ — | \$ — | N/A | \$12,291 |
| Capital Associates * | 22,640 | 345,704 | N/A | 194,787 |
| Capri Select Income II * | 312,500 | 21,444,875 | N/A | — |
| CB Richard Ellis * | 267,087 | 39,626,342 | N/A | 285,314 |
| DV Urban | 312,500 | 3,493,611 | N/A | 78,125 |
| Fremont | 450,000 | 15,322,500 | N/A | 450,000 |
| Intercontinental | 437,500 | 38,546,229 | N/A | 437,500 |
| JP Morgan | 1,953,441 | 207,296,235 | N/A | 1,679,265 |
| Morgan Stanley (Lend Lease) | — | 3,896 | N/A | 11,996 |
| Olympus | 56,708 | 3,332,806 | N/A | 188,954 |
| PRISA I | 1,147,864 | 154,021,301 | N/A | 1,107,749 |
| PRISA II | 700,526 | 67,689,014 | N/A | 593,338 |
| RREEF | 11,619 | 322,340 | N/A | 8,890 |
| RREEF Global * | — | 10,414,796 | N/A | — |
| UBS Realty Inv. | 1,891,290 | 193,285,680 | N/A | 1,641,427 |
| Urban America | — | 3,564,951 | N/A | — |
| Walton I | 7,583 | 854,273 | N/A | 14,060 |
| Walton II | 92,911 | 10,304,909 | N/A | 117,845 |
| Walton III | 121,663 | 8,974,194 | N/A | 143,947 |
| Walton IV * | 478,703 | 34,010,077 | N/A | 347,583 |
| Walton V * | 194,638 | 26,813,313 | N/A | — |
| TOTAL | 8,459,173 | 839,667,047 | N/A | 7,313,071 |
| PRIVATE EQUITY | | | | |
| Adams Street * | 890,674 | 78,415,489 | N/A | 922,610 |
| Harbourvest * | 1,000,000 | 73,632,146 | N/A | 1,000,000 |
| Hispania * | 319,494 | 1,246,277 | N/A | 316,825 |
| ICV Capital Partners * | 148,520 | 815,774 | N/A | 140,342 |
| Mesirow * | 327,500 | 21,301,005 | N/A | 327,500 |
| Mesirow - Fund II * | 352,500 | 30,964,919 | N/A | 352,500 |
| Mesirow - Capital VIII * | 100,000 | 1,919,047 | N/A | 97,101 |
| Mesirow - Capital IX * | 200,000 | 4,859,885 | N/A | 234,521 |
| Muller and Monroe * | 250,000 | 4,520,926 | N/A | 250,000 |
| Palladium Partners * | 150,000 | 2,863,972 | N/A | 255,299 |
| Pantheon * | 266,751 | 14,496,291 | N/A | 261,121 |
| Pantheon - Fund IV * | 227,790 | 26,343,359 | N/A | 223,175 |
| Pantheon - Intl. * | 140,000 | 9,470,781 | N/A | 140,000 |
| Pharos Capital * | 196,875 | 3,199,001 | N/A | 234,597 |
| Syncom * | 212,501 | 669,389 | N/A | — |
| TOTAL | 4,782,605 | 274,718,261 | N/A | 4,755,591 |
| SHORT TERM | | | | |
| Appropriation Acct. | — | 48,692,546 | N/A | — |
| Cash Equivalent | — | 150,673,471 | N/A | — |
| TOTAL | — | 199,366,017 | — | — |
| GRAND TOTAL | \$34,920,155 | \$12,757,488,228 | 30.09 | \$31,382,071 |

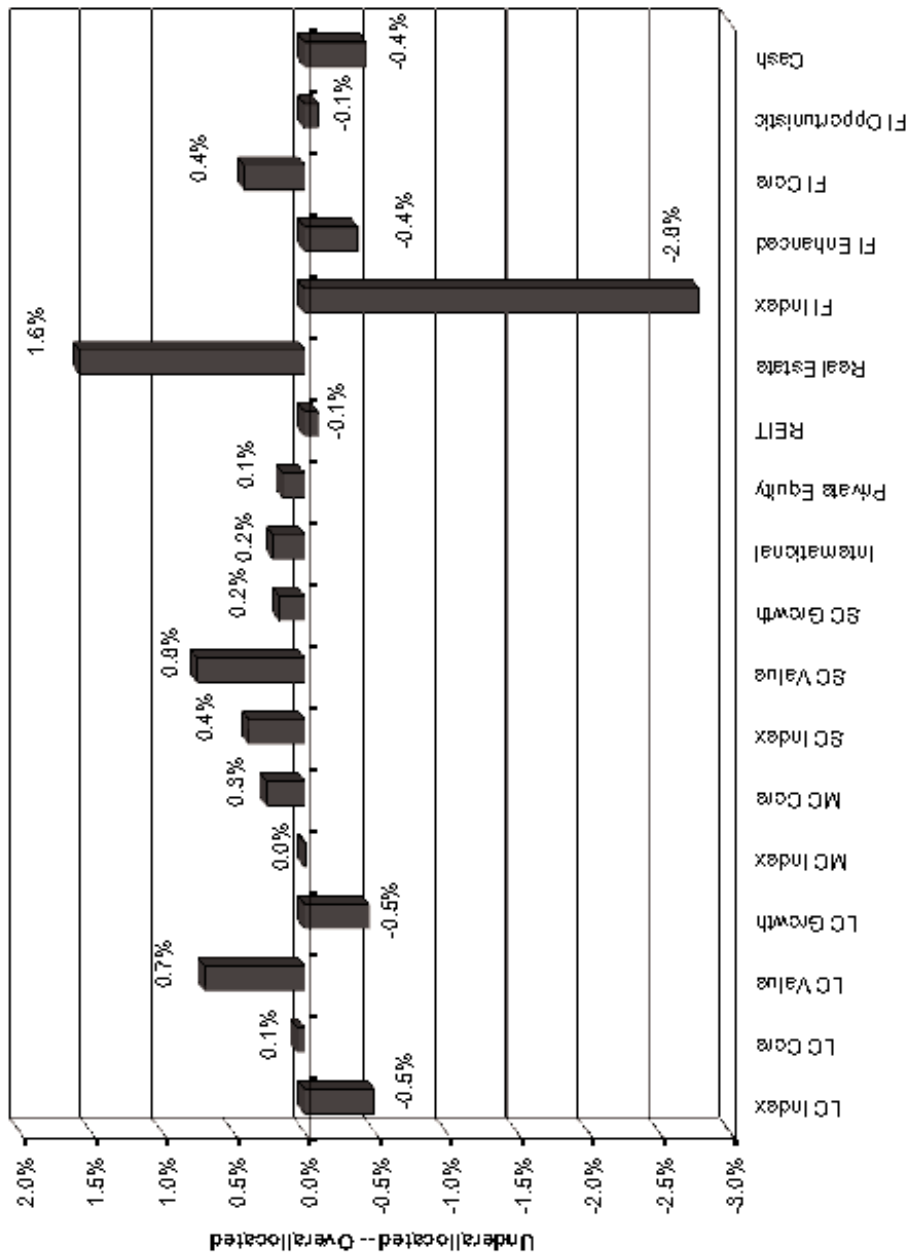
* May not provide a strong comparison due to contributions/distributions made during the period.

Note: Fair Value includes Cash and Cash Equivalents, A/P, A/R, and Accrual Income.

ASSET ALLOCATION ANALYSIS

| | Fair Value 6/30/07 | Actual % | Allocation Policy | % Over/ (Under) Allocated | \$ Over/ (Under) Allocated |
|---------------------------|-----------------------|---------------|----------------------|---------------------------------|----------------------------------|
| Large Cap Equity | | | | | |
| Index | 1,659,844,604 | 13.0% | 13.5% | -0.5% | (62,416,307) |
| Core | 772,286,169 | 6.1% | 6.0% | 0.1% | 6,836,875 |
| Value | 855,374,039 | 6.7% | 6.0% | 0.7% | 89,924,745 |
| Growth | 707,484,668 | 5.5% | 6.0% | -0.5% | (57,964,626) |
| Total Large Cap | 3,994,989,480 | 31.3% | 31.5% | -0.2% | (23,619,312) |
| Mid Cap Equity | | | | | |
| Index | 221,878,112 | 1.7% | 1.75% | 0.0% | (1,377,932) |
| Core | 257,281,019 | 2.0% | 1.75% | 0.3% | 34,024,975 |
| Total Mid Cap | 479,159,131 | 3.8% | 3.5% | 0.3% | 32,647,043 |
| Small Cap Equity | | | | | |
| Index | 624,089,640 | 4.9% | 4.5% | 0.4% | 50,002,670 |
| Value | 383,284,094 | 3.0% | 2.25% | 0.8% | 96,240,609 |
| Growth | 309,605,119 | 2.4% | 2.25% | 0.2% | 22,561,634 |
| Total Small Cap | 1,316,978,853 | 10.3% | 9.0% | 1.3% | 168,804,912 |
| International | 2,835,008,748 | 22.2% | 22.0% | 0.2% | 28,361,337 |
| Private Equity | 274,718,261 | 2.1% | 2.0% | 0.1% | 19,568,496 |
| REIT | 243,540,939 | 1.9% | 2.0% | -0.1% | (11,608,825) |
| Total Equity | 9,144,395,413 | 71.7% | 70.0% | 1.7% | 214,153,653 |
| Real Estate | 839,667,047 | 6.6% | 5.0% | 1.6% | 201,792,636 |
| Fixed Income | | | | | |
| Index | 1,431,716,807 | 11.2% | 14.0% | -2.8% | (354,331,545) |
| Enhanced Index | 398,350,839 | 3.1% | 3.5% | -0.4% | (48,161,249) |
| Core | 181,947,025 | 1.4% | 1.0% | 0.4% | 54,372,142 |
| Opportunistic | 562,009,030 | 4.4% | 4.5% | -0.1% | (12,077,940) |
| Total Fixed Income | 2,574,023,700 | 20.2% | 23.0% | -2.8% | (360,198,592) |
| Cash Equivalents | 199,402,069 | 1.6% | 2.0% | -0.4% | (55,747,696) |
| Total Fund | 12,757,488,228 | 100.0% | 100.0% | 0.0% | 0 |
| Total Active | 8,620,556,996 | 67.5% | 64.3% | 3.3% | 423,870,809 |
| Total Passive | 4,136,931,233 | 32.4% | 35.8% | -3.3% | (423,870,809) |

Actual Allocation vs. Policy Targets as of June 30, 2007



MINORITY AND FEMALE OWNED INVESTMENT MANAGERS

Goal: 25% of Active Managers

| | 6/30/07 | 6/30/06 | 6/30/05 | 6/30/04 | 6/30/03 | 6/30/02 |
|--------------------------|-------------------|-------------------|-------------------|-------------------|------------------|------------------|
| Total Fund ¹ | \$12,558.1 | \$11,169.2 | \$10,668.5 | \$10,158.0 | \$9,066.1 | \$9,192.4 |
| Total Active | \$ 8,222.3 | \$ 6,830.6 | \$ 6,343.3 | \$ 5,686.0 | \$4,933.3 | \$5,201.0 |
| MWBE Managers: | | | | | | |
| Adelante | 49.8 | 51.8 | — | — | — | — |
| Affinity | 17.0 | — | — | — | — | — |
| Apex | 32.8 | 27.7 | 22.3 | — | — | — |
| Ariel | 237.9 | 199.0 | 239.0 | 345.5 | 248.3 | 249.8 |
| Ativo Capital | 16.7 | — | — | — | — | — |
| Atlanta Life | 65.8 | — | — | — | — | — |
| Brown Capital | 16.9 | — | — | — | — | — |
| Capri | 21.8 | 17.6 | 21.4 | 21.2 | 19.8 | 20.9 |
| Channing | 29.7 | 22.3 | 19.7 | — | — | — |
| Credo | 6.4 | 3.1 | — | — | — | — |
| Denali | 17.9 | 15.2 | 14.0 | — | — | — |
| DV Urban | 3.5 | — | — | — | — | — |
| Earnest Partners | 108.4 | — | — | — | — | — |
| EDMP | — | 12.1 | 11.7 | — | — | — |
| Fortaleza | 24.2 | 20.9 | 25.8 | — | — | — |
| GlobeFlex Capital | 23.6 | — | — | — | — | — |
| GW Capital | 6.7 | — | — | — | — | — |
| High Pointe | — | 32.8 | 24.6 | — | — | — |
| Hispania | 1.2 | 0.9 | 0.8 | — | — | — |
| Holland | 142.3 | 123.9 | 122.0 | 121.8 | 39.3 | 40.3 |
| Hoover | 4.7 | 7.8 | — | — | — | — |
| Howland | 21.3 | 18.0 | 12.8 | — | — | — |
| ICV Capital | 0.8 | 0.7 | — | — | — | — |
| Kenwood | 8.6 | 7.4 | 40.8 | — | — | — |
| LM Capital | 62.3 | 61.6 | 65.0 | — | — | — |
| Locke Capital | 27.3 | — | — | — | — | — |
| Lombardia (Valenzuela) | 191.1 | 62.8 | 55.4 | — | — | — |
| Lynmar Capital | 57.5 | 43.6 | 12.9 | — | — | — |
| MDL | — | — | — | 128.3 | 135.1 | 53.1 |
| Muller and Monroe | 4.5 | 2.5 | 0.5 | — | — | — |
| NCM Capital | 14.5 | 11.4 | 9.5 | — | — | — |
| Needleman | 5.1 | — | — | — | — | — |
| New Amsterdam | 294.7 | 258.1 | 246.3 | 219.9 | 122.2 | 122.1 |
| Opus | 4.2 | 4.8 | 9.9 | — | — | — |
| Palisades | 49.1 | 9.3 | — | — | — | — |
| Palladium Partners | 2.9 | 1.1 | — | — | — | — |
| Paradigm | 28.0 | 7.7 | — | — | — | — |
| Pharos Capital | 3.2 | 2.1 | — | — | — | — |
| Piedmont | 118.4 | 39.6 | 36.4 | — | — | — |
| Piedra | 14.9 | 12.1 | 19.0 | — | — | — |
| Profit | 39.9 | 39.2 | 44.7 | — | — | — |
| RhumbLine | 504.0 | — | — | — | — | — |
| Rutland Dickson | 9.7 | 8.4 | 8.3 | — | — | — |
| Smith Graham | 62.6 | 62.1 | 65.6 | 63.9 | 66.8 | 64.6 |
| Syncom | 0.7 | — | — | — | — | — |
| Taplin, Canida & Habacht | 119.7 | 119.1 | 123.9 | — | — | — |
| Union Heritage | — | — | 8.6 | — | — | — |
| Urban America | 3.6 | — | — | — | — | — |

| | | | | | | |
|----------------------------|------------------|------------------|------------------|----------------|----------------|----------------|
| September 18 | | 43 | | | | 2007 |
| Zenna Financial | — | 53.9 | 50.5 | — | — | — |
| Zevenbergen | 71.5 | 59.4 | 52.7 | 51.8 | 41.0 | 37.7 |
| Total MWBE Managers | \$2,547.4 | \$1,420.0 | \$1,364.1 | \$952.4 | \$672.5 | \$588.5 |
| % of Total Active | 24.9% | 20.0% | 20.7% | 16.7% | 13.6% | 11.3% |
| % of Total | 20.3% | 12.7% | 12.8% | 9.4% | 7.4% | 6.4% |

¹ Total Fund assets do not include Cash.

On a motion by Mr. Carrero, seconded by Mr. Ward, and by unanimous vote, the Report of the Committee on Investments was moved to the omnibus.

REPORT OF THE COMMITTEE ON PENSION LAW AND RULES

Legislative Update

Chairperson Barber and Mr. Huber reported that they both have spoken with Mr. Anselmo and he shared with them that the Pension Fund should not give up hope on the legislative program.

2007 Pension Legislation Enacted

The Committee on Pension Law and Rules reported that the General Assembly enacted legislative measures affecting the Fund.

The committee recommends that the report on the 2007 Pension Legislation be approved and printed in the proceedings of this meeting.

House Bill 3866 (Public Act 95-0348) -The amount of \$65,044,700, or so much thereof as may be necessary is appropriated from the Education Assistance Fund to the Public School Teachers' Pension and Retirement Fund of Chicago for the state's contribution for the fiscal year beginning July 1, 2007.

The amount of \$10,218,000, or so much thereof as may be necessary, is appropriated from the General Revenue Fund to the Public School Teachers' Pension and Retirement Fund of Chicago for the state's contribution for retirement contributions under Section 17-127 of the Pension Code for the fiscal year beginning July 1, 2007.

Senate Bill 1169 (Public Act 95-0521) – Amends the Illinois Pension Code. Makes a technical change in a Section concerning prohibited transactions and implements a predatory lending certification process.

Senate Bill 36 (Public Act 94-1111) – Allows members to establish up to 2 years of service for employment rendered as a teacher or administrator with a private school in Illinois.

2007 Pension Legislation Approved

A motion was made by Ms. Rodriguez, seconded by Mr. Ward, and unanimously passed, to accept the 2007 enacted pension legislation.

REPORT OF THE COMMITTEE ON FINANCE AND AUDIT

Administrative Expenses

The following administrative expenses were presented with the recommendation that they be approved.

Administrative Expenses 06/01/07-06/30/07

| Vendor | Description | Amount | |
|-----------------------------------|--|------------------|-----------|
| AMERICAN EXPRESS | NON-PROFIT BOARD BY-LAW PUBLICATIONS | 135.00 | |
| | POSTAGE EQUIPMENT | 245.25 | |
| | ACCOM., IMN CONF., 6/28/07 - 6/29/07, LAS VEGAS, NV: WARD | 227.81 | |
| | AIR, NCPERS CONF., 5/18/07 - 5/24/07, HONOLULU, HI: HANSON | <u>1,029.67</u> | 1,637.73 |
| HENRY P. ANSELMO | LEGISLATIVE CONSULTING SERVICE, 6/1/07 - 6/30/07 | | 5,036.17 |
| ARAMARK REFRESHMENTS | COFFEE SUPPLIES | 671.76 | |
| | LEASE, COFFEE MACHINES, 7/1/07 - 9/30/07 | 585.00 | |
| | LEASE, WATER DISPENSERS, 7/1/07 - 9/30/07 | <u>315.00</u> | 1,571.76 |
| AU BON PAIN INC | LUNCH, TRUSTEE MEETING, 6/19/07 | | 397.44 |
| BARBER, VAUGHN J. | REIMBURSE, NCPERS CONF., 5/17/07 - 5/25/07, HONOLULU, HI | | 192.00 |
| E M BARNES & ASSOCIATES | LEGISLATIVE CONSULTING SERVICE, 6/1/07 - 6/30/07 | | 3,777.17 |
| BRADLEY CONSULTING GROUP INC | MIS CONSULTING SERVICE, 5/1/07 - 5/31/07 | 39,500.00 | |
| | DEVELOPMENT OF ON-LINE MEMBER ACCESS, 5/1/07 - 5/31/07 | <u>11,700.00</u> | 51,200.00 |
| CAFE BACI | BREAKFAST, TRUSTEE MEETING, 6/19/07 | | 166.39 |
| CAHILL PRINTING CO | ENVELOPES | | 2,140.00 |
| CANVASSING BOARD | PENSION REPRESENTATIVE STIPEND, TEACHER-PENSION ELECTION, 10/06 | | 50.00 |
| CCDAN DISTRIBUTING, INC. | WATER PURCHASE, 6/12 | | 90.00 |
| CDW COMPUTER CENTERS INC | NETWORK STORAGE DEVICE | | 747.76 |
| CHICAGO MESSENGER SERVICE INC | DELIVERY SERVICE THRU 6/24 | | 290.40 |
| CHICAGO TEACHERS' PENSION FUND | REPLENISHMENT OF PETTY CASH | | 476.90 |
| CINGULAR WIRELESS | MONTHLY CELL PHONE USAGE, 5/19/07 - 6/18/07: ADAMS | | 38.90 |
| CITY OF CHICAGO | BUILDING INSPECTION, 55 W. WACKER | | 100.00 |
| COM ED | ELECTRIC SERVICE, 5/7/07 - 6/6/07, SUITE 2600 | | 1,822.25 |
| CRAIN'S CHICAGO BUSINESS | SUBSCRIPTION RENEWAL, 10/07 - 9/09: HUBER | | 164.95 |
| CUTTING EDGE DOCUMENT | SHREDDING OF CONFIDENTIAL DATA | | 108.00 |
| DIRECTV | SATELLITE RECEPTION, 6/10/07 - 7/9/07 | | 4.99 |
| DS3, LLC | DATA VAULTING SERVICE, 6/1/07 - 6/30/07 | | 2,198.40 |
| 55 CHICAGO PARTNERS, LLC | RENT, 6/1/07 - 6/30/07 (*SUBLEASE COLLECTED \$22,464.03) | 60,644.24 | |
| | REAL ESTATE ESCALATION, 6/1/07 - 6/30/07, SUITE 1300 | 8,407.27 | |

Administrative Expenses
06/01/07-06/30/07

| Vendor | Description | Amount | |
|--|--|-----------------|-----------|
| | REAL ESTATE ESCALATION, 6/1/07 - 6/30/07, SUITE 1400 | <u>8,357.28</u> | 77,408.79 |
| FINANCIAL RESEARCH ASSOCIATES | REG, INC'L RESEARCH ASSOCIATES, 9/27/07 -9/25/07, NEW YORK, NY: NELSON | | 795.00 |
| HAWTHORNE, DENISE | REIMBURSE, NOTARY PUBLIC REGISTRATION FEE | | 5.00 |
| HOLLEMAN, MICHELLE | GRAPHIC & DESIGN, ELECTION POSTERS & FLYERS | | 5,085.00 |
| HUBER, KEVIN B | REIMBURSE, REMOTE DSL USAGE, 6/6/07 - 7/5/07 | 39.33 | |
| | REIMBURSE, CARFARES, OFF-SITE MEETINGS, CHICAGO, IL | <u>87.00</u> | 126.33 |
| HUDSON, ANNETTE | TUITION REIMBURSEMENT, 1 CLASS | | 1,602.00 |
| ILLINOIS STATE BAR ASSOCIATION | ANNUAL MEMBERSHIP DUES, 7/1/07 - 6/30/08: HAMBRICK | | 279.00 |
| ILLINOIS CPA SOCIETY | ANNUAL MEMBERSHIP DUES, 6/1/07 - 5/31/08: HUBER | | 255.00 |
| IMAGING OFFICE SYSTEMS, INC. | MAINTENANCE, APPLICATION XTENDER, 5/1/07 - 4/30/08 | | 14,995.00 |
| IMPACT NETWORKING LLC | COPIER SUPPLIES, | | 21.63 |
| INITIAL ELECTRONICS, INC. | MAINTENANCE AGREEMENT, OFFICE SECURITY LOCKS, 7/1/07 - 6/30/08 | | 240.00 |
| INTL BUSINESS MACHINES CORP | BUSINESS CONTINUITY SERVICE, 6/1/07 - 6/30/07 | | 2,098.00 |
| JACOBS, BURNS, ORLOVE, STANTON | LEGAL SERVICES, 2/1/07 - 2/28/07 | 10,195.18 | |
| | LEGAL SERVICES, 3/1/07 - 3/31/07 | 12,181.93 | |
| | LEGAL SERVICES, 4/1/07 - 4/30/07 | 8,423.37 | |
| | LEGAL SERVICES, 5/1/07 - 5/31/07 | <u>3,906.98</u> | 34,707.46 |
| LEVI, RAY & SHOUP, INC | PENSIONGOLD IMPROVEMENTS, 5/1/07 - 5/31/07 | | 7,050.00 |
| LYNCH, ROBIN | REIMBURSE, IN-OFFICE VISIT, 6/5/07 - 6/7/07, CHICAGO, IL | 300.26 | |
| | REIMBURSE, IN-OFFICE VISIT, 6/19/07 - 6/21/07, CHICAGO, IL | 293.86 | |
| | REIMBURSE, REMOTE DSL USAGE, 5/26/07 - 6/25/07 | <u>29.95</u> | 624.07 |
| NATIONAL CONFERENCE ON EMPLOYEE RETIREMENT SYSTEMS | REG, ADVANCED TRUSTEE STUDIES, 7/26/07 - 7/27/07, CAMBRIDGE, MA: O'BRILL | 550.00 | |
| | REG, ADVANCED TRUSTEE STUDIES, 7/26/07 - 7/27/07, CAMBRIDGE, MA: BARBER | <u>550.00</u> | 1,100.00 |
| NATIONAL DATA SRVS OF CHICAGO | PROCESSING, PENSION PAYROLL, 5/07 | 3,604.59 | |
| | PROCESSING, NEWSLETTER, SUMMER 2007 | 1,369.34 | |
| | PROCESSING, NOTICE OF ELECTION | 2,404.19 | |
| | POSTAGE, CHECKS & ADVICES, 5/07, 6/07 & 7/07 | 16,144.29 | |

Administrative Expenses
06/01/07-06/30/07

| Vendor | Description | Amount | |
|--|---|-----------------|-----------|
| | POSTAGE, NEWSLETTER, SUMMER 2007 | 6,247.04 | |
| | POSTAGE, HEALTH INSURANCE REBATE MAILING | 2,720.00 | |
| | POSTAGE, DESIGNATION OF BENEFICIARY MAILING | 7,425.00 | |
| | POSTAGE, INACTIVE ADDRESS MAILING | <u>4,420.00</u> | 44,334.45 |
| NEOFUNDS BY NEOPOST | REPLENISHMENT OF POSTAGE | | 4,040.00 |
| OFFICE CONNECTION | COPIER PAPER | 763.40 | |
| | OFFICE SUPPLIES | <u>1,068.00</u> | 1,831.40 |
| OFFICE REVOLUTION GROUP | FINAL PAYMENT, FURNITURE (SUBMITTED FOR REIMBURSEMENT**) | | 7,147.27 |
| PRINTELLIGENT | CONTRACT AGREEMENT, COPIERS, 1/16/07 - 4/16/07 | | 307.07 |
| RADENCIC, FRANCES | REIMBURSE, TRUSTEE SUPPLIES | 17.50 | |
| | REIMBURSE, MILEAGE, ON-SITE TOURS, 5/31/07 - 6/11/07 | <u>73.96</u> | 91.46 |
| SAMAYOA, EDGAR | TUITION REIMBURSEMENT, 2 CLASSES | | 1,960.00 |
| SCHIELE GRAPHICS | NEWSLETTER, SUMMER 2007 | | 9,176.00 |
| SHELBY, SANDRA | TUITION REIMBURSEMENT, 2 CLASSES | | 1,875.00 |
| STRUBBE, MARY ROSE | CTPF POLICY TRAINING CLASS | | 3,250.00 |
| SYSTEM PARKING | MONTHLY PARKING, 6/1/07 - 6/30/07: FIELD REPS | 705.00 | |
| | MONTHLY PARKING, 7/1/07 - 7/31/07: FIELD REPS | <u>705.00</u> | 1,410.00 |
| TRANSUNION | ADDRESS LOCATION USAGE, 4/26/07 - 5/25/07 | | 40.00 |
| UNISHIPPERS CHICAGO NEAR NORTH | DELIVERY SERVICE THRU 6/7 | | 643.04 |
| WARD, JAMES | REIMBURSE, AIR, IMN CONF., 6/26/07 - 6/29/07, LAS VEGAS, NV | | 329.30 |
| M & J WILKOW, LTD | WORK ORDERS 6/1/07 - 6/30/07 | | 286.21 |
| XO COMMUNICATIONS | MONTHLY TELEPHONE SERVICE, 4/27/07 - 5/26/07 | 2,441.98 | |
| | ADJUSTED MONTHLY TELEPHONE SERVICE, 5/27/07 - 6/26/07 | <u>214.22</u> | 2,656.20 |
| ZONE CORPORATE SOLUTIONS | COMPUTER ANTI-VIRUS SOFTWARE-LAPTOPS | | 122.94 |
| PHYSICIANS, DISABILITY APPLICANTS | | | |
| ACCESS MEDICAL EVALUATIONS, | NO SHOW CHARGE, S.J. BY DR. FOYDEL | | |
| | EVAL & REPORT, E.W. BY DR. TEPPER | | |
| | EVAL & REPORT, E.W. BY DR. DEUTSCH | | |
| | EVAL & REPORT, G.BIBB BY DR. UPADHYAY | | |
| | EVAL & REPORT, G.BIBB BY DR. LIM | | |
| | EVAL & REPORT, D.H. BY DR. PERLMAN | | |
| | EVAL & REPORT, D.H. BY DR. STAVRAKOS | | |
| | EVAL & REPORT, M.K. BY DR. LAL | | |

Administrative Expenses
06/01/07-06/30/07

| Vendor | Description | Amount | |
|---|---------------------------------------|------------------|----------------------------|
| RECORD COPY SERVICES | EVAL & REPORT, E.W. BY DR. TAUB | 5,350.00 | |
| | MEDICAL RECORDS, E.R. BY DR. DARWISH | | |
| | MEDICAL RECORDS, B.H. BY DR. SHAH | | |
| | MEDICAL RECORDS, E.H. BY DR. JOHNSON | | |
| | MEDICAL RECORDS, C.W. BY DR. CHAPPELL | | |
| | MEDICAL RECORDS, J.M. BY DR. GRATCH | | |
| | MEDICAL RECORDS, S.E. BY DR. TAYLOR | <u>603.10</u> | 5,953.10 |
| PORTFOLIO MANAGEMENT & CONSULTANT FEES | | | |
| DIMENSIONAL FUND ADVISORS | MANAGEMENT FEE, 1/1/07 - 3/31/07 | 144,241.35 | |
| FIDELITY MANAGEMENT | | | |
| TRUST CO | MANAGEMENT FEE, 1/1/07 - 3/31/07 | 470,943.69 | |
| NEW AMSTERDAM PARTNERS | MANAGEMENT FEE, 1/1/07 - 3/31/07 | 180,013.14 | |
| NORTHERN TRUST CO | CUSTODY FEE, 1/1/07 - 3/31/07 | 125,000.00 | |
| NORTHERN TRUST INVESTMENTS INC | S & P INDEX, 1/1/07 - 3/31/07 | | |
| NORTHERN TRUST INVESTMENTS INC | MIDCAP INDEX, 1/1/07 - 3/31/07 | | |
| NORTHERN TRUST INVESTMENTS INC | SMALLCAP FUND, 1/1/07 - 3/31/07 | | |
| NORTHERN TRUST INVESTMENTS INC | FIXED INCOME, 1/1/07 - 3/31/07 | 177,614.19 | |
| WADDELL & REED | | | |
| INVESTMENT MGMT | MANAGEMENT FEE, 1/1/07 - 3/31/07 | 126,095.28 | |
| ZEVENBERGEN CAPITAL INC | MANAGEMENT FEE, 1/1/07 - 3/31/07 | <u>65,238.00</u> | 1,289,145.65 |
| | | | <u><u>1,593,202.58</u></u> |

*AMOUNT COLLECTED VIA SUBLEASE:

SUITE 1300 \$14,250.00

SUITE 1400 \$ 8,214.03

**SUBMITTED FOR RELOCATION REIMBURSEMENT

Administrative Expenses
07/01/07-07/31/07

| Vendor | Description | Amount | |
|----------------------------------|--|-----------------|-----------|
| ADAMS, DON J | REIMBURSE, COMPUTER SUPPLIES | | 12.99 |
| AMERICAN EXPRESS | AIR, NCPERS CONF., 7/26/07 - 7/27/07, CAMBRIDGE, MA: BARBER | 353.80 | |
| | BEVERAGES, TRUSTEE MEETINGS | 79.69 | |
| | JOB POSTING, FIELD SERVICES REP., CHICAGO TRIBUNE, 6/14 | <u>620.00</u> | 1,053.49 |
| HENRY P. ANSELMO | CONSULTING SERVICE, 7/1/07 - 7/31/07 | | 5,036.17 |
| ARAMARK REFRESHMENTS | COFFEE SUPPLIES | | 751.41 |
| BARBER, VAUGHN J. | REIMBURSE, MEETING TRAVEL EXP., 4/1/07 - 6/30/07 | 275.00 | |
| | PER DIEM, NCPERS CONF., 7/26/07 - 7/27/07, CAMBRIDGE, MA | <u>300.00</u> | 575.00 |
| E M BARNES & ASSOCIATES | LEGISLATIVE CONSULTING SERVICE, 7/1/07 - 7/31/07 | | 3,777.17 |
| BOGFIRE INC. | DESIGN & LAYOUT, NEWSLETTER, SUMMER 2007 | | 2,550.00 |
| BRADLEY CONSULTING GROUP INC | MIS CONSULTING SERVICE, 6/1/07 - 6/30/07 | | 39,500.00 |
| CAFFE BACI | BREAKFAST, TRUSTEE MEETING, 7/19 | | 179.59 |
| CAHILL PRINTING CO | DESIGNATION OF BENEFICIARY FORMS RETURN ENVELOPES | 7,086.40 | |
| | | <u>2,638.00</u> | 9,724.40 |
| CARRERO, JR., ALBERTO A | REIMBURSE, MEETING TRAVEL EXP., 4/1/07 - 6/30/07 | | 275.00 |
| CHICAGO MESSENGER SERVICE INC | DELIVERY SERVICE THRU 7/15 | | 229.90 |
| CHICAGO PRESS CORPORATION | PROCEEDINGS, DEC 2006 - FEB 2007, 2000 COPIES | | 8,736.00 |
| CHICAGO TRIBUNE | SUBSCRIPTION RENEWAL, 7/30/07 - 7/27/08: OFFICE | | 119.60 |
| CINGULAR WIRELESS | MONTHLY CELL PHONE USAGE, 6/19/07 - 7/18/07: ADAMS | | 37.09 |
| COM ED | ELECTRIC SERVICE, 6/7/07 - 7/6/07: SUITE 2600 | | 1,842.88 |
| COSME, JAMES | REIMBURSE, MEETING TRAVEL EXP., 4/1/07 - 6/30/07 | | 220.00 |
| CUTTING EDGE DOCUMENT | SHREDDING OF CONFIDENTIAL DATA | | 108.00 |
| DS3, LLC | DATA VAULTING SERVICE, 7/1/07 - 7/31/07 | | 2,315.20 |
| DAVIS, PEGGY | REIMBURSE, MEETING TRAVEL EXP., 4/1/07 - 6/30/07 | | 110.00 |
| DESK & DOOR NAMEPLATE COMPANY | OFFICE NAME PLATES | | 75.50 |
| ELECTION SERVICES CORPORATION | 50% DEPOSIT, TEACHER/TRUSTEE ELECTION, 10/07 | | 92,131.25 |
| 55 CHICAGO PARTNERS, LLC | RENT, 7/1/07 - 7/31/07 (*SUBLEASE COLLECTED \$23,034.65) | 60,473.97 | |
| | REAL ESTATE ESCALATION, 7/1/07 - 7/31/07, SUITE 1300 | 8,407.27 | |
| | REAL ESTATE ESCALATION, 7/1/07 - 7/31/07, SUITE 1400 | 8,357.28 | 77,238.52 |

Administrative Expenses**07/01/07-07/31/07**

| Vendor | Description | Amount | |
|--|--|-----------------|-----------|
| GAJEWICZ, TOM | REIMBURSE, AFTER HOURS PARKING, 6/22 | | 28.00 |
| GOLDSTEIN & ASSOCIATES | ACTUARIAL SERVICES, 4/1/07 - 6/30/07 | 11,000.00 | |
| | VALUATION OF HEALTH INS. BENEFITS, 6/30/06 | <u>8,000.00</u> | 19,000.00 |
| HANSON, MARY | REIMBURSE, MEETING TRAVEL EXP., 4/1/07 - 6/30/07 | 275.00 | |
| | REIMBURSE, EDUCATIONAL CONF. NORTHERN TRUST, 4/17/07 - 4/21/07, ORLANDO, FL | <u>43.91</u> | 318.91 |
| HUBER, KEVIN B | REIMBURSE, REMOTE DSL USAGE, 7/6/07 - 8/5/07 | 39.33 | |
| | REIMBURSE, CAB FARES, OFF-SITE MEETINGS, CHICAGO, IL | 13.00 | |
| | REIMBURSE, LEGISLATIVE CONF., 7/11/07, SPRINGFIELD, IL | 267.70 | |
| | REIMBURSE, BUSINESS EXPENSE. 11/20 | <u>55.64</u> | 375.67 |
| HYATT REGENCY | ACCOM, NEW AMERICAN ALLIANCE CONF., 8/8/07 - 8/11/07, ALBUQUERQUE, NM: RODRIGUEZ | | 992.60 |
| IMAGING OFFICE SYSTEMS, INC. | CONSULTING SERVICE, IMAGE WORKFLOW PROJECT, 5/7/07 - 5/10/07 | | 2,813.90 |
| IMPACT NETWORKING LLC | MAINTENANCE, COLOR PRINTER, 7/13/07 - 7/13/08 | 1,239.05 | |
| | COPIER SUPPLIES | 26.00 | |
| | COPIES IN EXCESS OF CONTRACTED AMOUNT | 22.88 | |
| | CONTRACT ADJUSTMENT, 100,000 ADD'L COPIES | <u>850.00</u> | 2,137.93 |
| INFORMATION MANAGEMENT NETWORK | REG, IMN CONF., 9/19/07 - 9/20/07, NEW YORK, NY: NELSON | | 595.00 |
| INTERPARK | DISCOUNTED BUILDING PARKING PASSES | | 570.00 |
| INTL BUSINESS MACHINES CORP | BUSINESS CONTINUITY SERVICE, 7/1/07 - 7/31/07 | | 2,098.00 |
| IRON MOUNTAIN | COMPUTER DAILY BACKUP STORAGE CHARGES, 6/1/07 - 6/30/07 | 466.26 | |
| IRON MOUNTAIN | COMPUTER DAILY BACKUP STORAGE CHARGES, 7/1/07 - 7/31/07 | <u>516.64</u> | 982.90 |
| KIRKLAND & ELLIS LLP | PENSION LITIGATION, PERIOD ENDING 5/31/07 | | 8,012.65 |
| LYNCH, ROBIN | REIMBURSE, REMOTE DSL USAGE, 6/26/07 - 7/25/07 | 75.95 | |
| | REIMBURSE, IN-OFFICE VISIT, 7/17/07 - 7/19/07, CHICAGO, IL | <u>387.40</u> | 463.35 |
| METROPOLITAN LIFE INSURANCE CO OFFICE STAFF: | DISABILITY INSURANCE, 8/1/07 - 8/31/07 | | 723.93 |
| MICROSYSTEMS, INC. | STORAGE CHARGES, 6/1/07 - 12/31/07 | | 221.65 |
| NATIONAL DATA SRVS OF CHICAGO | PROCESSING, DESIGNATION OF BENEFICIARY, ACTIVE TEACHERS | 3,832.88 | |

Administrative Expenses
07/01/07-07/31/07

| Vendor | Description | Amount | |
|--------------------------------|---|-----------------|----------|
| NATIONAL DATA SRVS OF CHICAGO | PROCESSING, CHECKS & ADVICES, 6/07 | <u>3,832.88</u> | 7,665.76 |
| NELSON, LOIS | REIMBURSE, MEETING TRAVEL EXP., 4/1/07 - 6/30/07 | 495.00 | |
| | REIMBURSE, NCPERS CONF., 5/18/07 - 5/25/07, HONOLULU, HI | <u>320.87</u> | 815.87 |
| NEOFUNDS BY NEOPOST | REPLENISHMENT OF POSTAGE | | 2,020.00 |
| NEOPOST INC | MAINTENANCE, POSTAGE MACHINE, 6/15/07 - 6/14/08 | 797.96 | |
| | METER RENTAL, 6/15/07 - 6/14/08 | <u>927.00</u> | 1,724.96 |
| OBRILL, JOHN F | REIMBURSE, MEETING TRAVEL EXP., 4/1/07 - 6/30/07 | 383.00 | |
| | PER DIEM, NCPERS CONF., 7/26/07 - 7/27/07, CAMBRIDGE, MA | <u>300.00</u> | 683.00 |
| OFFICE CONNECTION | OFFICE EQUIPMENT | 139.99 | |
| | COPIER PAPER | 285.00 | |
| | OFFICE SUPPLIES | <u>750.87</u> | 1,175.86 |
| OTERO, REINA | REIMBURSE, MEETING TRAVEL EXP., 4/1/07 - 6/30/07 EXP., 4/1/07 - 6/30/07 | 180.00 | |
| | REIMBURSE, NCPERS CONF., 5/18/07 - 5/25/07, HONOLULU, HI | <u>63.48</u> | 243.48 |
| PENSION BENEFIT INFORMATION | QUARTERLY DEATH AUDIT SERVICES, 7/17/07 - 10/16/07 | | 1,446.00 |
| PILDITCH, WALTER | REIMBURSE, MEETING TRAVEL EXP., 4/1/07 - 6/30/07 | | 165.00 |
| RODRIGUEZ, MARIA J. | REIMBURSE, MEETING TRAVEL EXP., 4/1/07 - 6/30/07 | | 165.00 |
| SHERATON COMMANDER HOTEL | ACCOM., NCPERS CONF., 7/26/07 - 7/27/07, CAMBRIDGE, MA: O'BRILL | 725.28 | |
| | ACCOM., NCPERS CONF., 7/26/07 - 7/27/07, CAMBRIDGE, MA: BARBER | <u>725.28</u> | 1,450.56 |
| TRANSUNION | ADDRESS LOCATION USAGE, 5/26/07 - 6/25/07 | | 145.60 |
| TRI-STAR CATERING | LUNCH, TRUSTEE MEETING, 7/19 | | 288.75 |
| UMBLES, JACQUELINE | REIMBURSE, PARKING & MILEAGE, 5/1/07 - 5/23/07 | 45.39 | |
| | REIMBURSE, PARKING & MILEAGE, 6/4/07 - 6/15/07 | <u>51.42</u> | 96.81 |
| UNISHIPPERS CHICAGO NEAR NORTH | DELIVERY SERVICE THRU 6/29 | | 224.79 |
| WARD, JAMES F | REIMBURSE, MEETING TRAVEL EXP., 4/1/07 - 6/30/07 | 440.00 | |
| | REIMBURSE, IMN CONF., 6/27/07 - 6/30/07, LAS VEGAS, NV | <u>136.71</u> | 576.71 |
| M & J WILKOW, LTD | WORK ORDERS 7/1/07 - 7/31/07 | | 536.52 |
| WILLIAMS, NANCY | REIMBURSE, MEETING TRAVEL EXP., 4/1/07 - 6/30/07 | | 254.00 |
| XO COMMUNICATIONS | MONTHLY TELEPHONE SERVICE, 5/27/07 - 6/26/07 | 2,278.73 | |
| | MONTHLY TELEPHONE SERVICE, 6/27/07 - 7/26/07 | <u>2,392.16</u> | 4,670.89 |
| ZONE CORPORATE SOLUTIONS | COMPUTER EQUIPMENT | 311.33 | |

Administrative Expenses
07/01/07-07/31/07

| Vendor | Description | Amount | |
|--|--------------------------------------|---------------|-------------------|
| | LAPTOP COMPUTERS | 3,934.26 | |
| | COMPUTER SERVER | 4,024.00 | |
| | HARD DRIVE COPIER | <u>777.94</u> | 9,047.53 |
| PHYSICIANS, DISABILITY APPLICANTS | | | |
| ACCESS MEDICAL EVALUATIONS | EVAL & REPORT, B.H. BY DR. LAL | 650.00 | |
| | EVAL & REPORT, C.W. BY DR. MILLER | 650.00 | |
| | EVAL & REPORT, E.R. BY DR. LIM | 650.00 | |
| | EVAL & REPORT, B.H. BY DR. UPADHYAY | 650.00 | |
| | EVAL & REPORT, B.H. BY DR. LIM | 650.00 | |
| | EVAL & REPORT, M.K. BY DR. SHROFF | 650.00 | |
| | EVAL & REPORT, J.M. BY DR. KAY | 650.00 | |
| | EVAL & REPORT, J.M. BY DR. MILLER | 650.00 | |
| | EVAL & REPORT, E.R. BY DR. UPADHYAY | 650.00 | |
| | EVAL & REPORT, E.H. BY DR. UPADHYAY | 650.00 | |
| | EVAL & REPORT, C.W. BY DR. KAY | <u>650.00</u> | 7,150.00 |
| RECORD COPY SERVICES | MEDICAL RECORDS, M.O. BY DR. SOIFER | 131.75 | |
| | MEDICAL RECORDS, P.C. BY DR. SORIANO | 182.45 | |
| | MEDICAL RECORDS, D.M. BY DR. HUANG | 378.30 | |
| | MEDICAL RECORDS, S.E. BY DR. ALBANIS | 98.90 | |
| | MEDICAL RECORDS, V.R. BY DR. WEISS | 69.75 | |
| | MEDICAL RECORDS, S.E. BY DR. WILSON | 125.50 | 986.65 |
| | | | <u>327,467.39</u> |
| PENDING APPROVAL | | | |
| WARD, JAMES F. | CFA ANNUAL DUES, 7/1/07 - 6/30/08 | | 375.00 |

*AMOUNT COLLECTED VIA SUBLEASE:

SUITE 1300 \$14592.80

SUITE 1400 \$8,441.85

Administrative Expenses
08/01/07-08/31/07

| Vendor | Description | Amount | |
|----------------------------------|--|---------------|-----------|
| AMERICAN EXPRESS | DEPOSIT, RETIREMENT SEMINAR, 3/18/08 | 2,450.00 | |
| | ACCOM., NCTR CONF., 10/7/07 - 10/11/07, SCOTTSDALE, AZ: 12 TRUSTEES | 244.32 | |
| | ACCOM., NCTR CONF., 10/7/07 - 10/11/07, SCOTTSDALE, AZ: STAFF | 2,931.84 | |
| | AIRFARE ,NEW AMERICAN ALLIANCE CONF., 8/8/07 - 8/11/07. ALBUQUERQUE, NM: RODRIGUEZ | <u>587.30</u> | 6,213.46 |
| HENRY P. ANSELMO | CONSULTING SERVICE, 8/1/07 - 8/31/07 | 5,287.92 | |
| | BALANCE DUE, CONSULTING SERVICE, 7/1/07 - 7/31/07 | <u>251.75</u> | 5,539.67 |
| ARAMARK REFRESHMENTS | COFFEE SUPPLIES | | 249.04 |
| ATTACHMATE CORPORATION | SOFTWARE SUPPORT, 8/1/07 - 7/31/08 | | 376.20 |
| AT & T MOBILITY | WIRELESS SYSTEM ACCESS, 4/6/07 - 5/5/07: FIELD REPS | 210.18 | |
| | WIRELESS SYSTEM ACCESS, 5/6/07 - 6/5/07: FIELD REPS | 210.18 | |
| | WIRELESS SYSTEM ACCESS, 6/6/07 - 7/5/07: FIELD REPS | 207.30 | |
| | WIRELESS SYSTEM ACCESS, 7/6/07 - 8/5/07: FIELD REPS | <u>206.79</u> | 834.45 |
| | MONTHLY CELL PHONE USAGE, 7/19/07 - 8/18/07: ADAMS | | 37.51 |
| BANSLEY AND KIENER, LLP | TAX & CONSULTING SERVICES, 7/1/06 - 6/30/07 | | 8,065.00 |
| BARBER, VAUGHN J. | REIMB., NCPERS CONF., 7/25/07 - 7/28/07, CAMBRIDGE, MA | | 45.22 |
| E M BARNES & ASSOCIATES | LEGISLATIVE CONSULTING SERVICE, 8/1/07 - 8/31/07 | 3,966.08 | |
| | BALANCE DUE, LEGISLATIVE CONSULTING SERVICE, 7/1/07 - 7/31/07 | <u>188.91</u> | 4,154.99 |
| BINNY'S BEVERAGE DEPOT | BEVERAGES, TRUSTEE MEETINGS | | 74.70 |
| BRADLEY CONSULTING GROUP INC | MIS CONSULTING SERVICE, 7/1/07 - 7/31/07 | | 39,500.00 |
| CCDAN DISTRIBUTING, INC. | WATER PURCHASE, 8/7 | | 63.90 |
| CAFFE BACI | BREAKFAST, TRUSTEE MEETING 8/16 | | 179.59 |
| CAHILL PRINTING CO | RETURN ENVELOPES | 598.00 | |
| | LETTERHEAD | 1,095.00 | |
| | DESIGNATION OF BENEFICIARY FORMS-PENSIONERS' | 2,646.00 | 4,339.00 |
| CARTRIDGE WORLD | COMPUTER SUPPLIES | | 636.90 |
| CEO DELIVERIES, INC. | LUNCH, TRUSTEE MEETING, 8/16 | | 401.15 |
| CDW COMPUTER CENTERS INC | COMPUTER EQUIPMENT | 1,144.14 | |
| | COMPUTER SUPPLIES | 79.51 | |
| | COMPUTER SCANNER | <u>575.06</u> | 1,798.71 |
| CHICAGO MESSENGER SERVICE INC | DELIVERY SERVICE THRU 8/19 | | 302.50 |
| CHICAGO PUBLIC SCHOOLS | SUBSTITUTE SALARY REIMBURSEMENT FOR TEACHERS-TRUSTEES | | 5,000.00 |
| COM ED | ELECTRIC SERVICE, 7/7/07 - 8/6/07, SUITE 2600 | | 1,793.38 |

Administrative Expenses
08/01/07-08/31/07

| Vendor | Description | Amount | |
|----------------------------------|--|------------------|-----------|
| CUTTING EDGE DOCUMENT DS3, LLC | SHREDDING OF CONFIDENTIAL DATA | | 144.00 |
| | DATA VAULTING SERVICE, 8/1/07 - 8/31/07 | | 2,534.96 |
| DATA CONSULTANTS | IT TRAINING: USING ROUTERS & SWITCHES | 2,000.00 | |
| | SUPPORT, PHONES & NETWORK | <u>700.00</u> | 2,700.00 |
| DIRECTV | SATELLITE RECEPTION, 7/10/07 - 8/9/07 | 4.99 | |
| | SATELLITE RECEPTION, 8/10/07 - 9/6/07 | <u>4.99</u> | 9.98 |
| 55 CHICAGO PARTNERS, LLC | RENT, 8/1/07 - 8/31/07 (*SUBLEASE COLLECTED \$23,034.65) | 61,214.86 | |
| | REAL ESTATE ESCALATION, 8/1/07 - 8/31/07, SUITE 1300 | 8,407.27 | |
| | REAL ESTATE ESCALATION, 8/1/07 - 8/31/07, SUITE 1400 | <u>8,357.28</u> | 77,979.41 |
| FLATOTEL INTERNATIONAL | ACCOM., FINC'L RESEARCH ASSOC., 9/24/07 - 9/25/07, NEW YORK, NY: NELSON | | 1,367.58 |
| GOVT FINANCE OFFICERS ASSOC | MEMBERSHIP DUES, 10/1/07 - 9/30/08: HUBER | 260.00 | |
| | MEMBERSHIP DUES, 10/1/07 - 9/30/08: HAMBRICK | <u>260.00</u> | 520.00 |
| IMAGING OFFICE SYSTEMS, INC. | 2ND INSTALLMENT, IMAGE WORKFLOW PROJECT | 23,745.67 | |
| | SOFTWARE AGREEMENT, 7/16/07 - 7/16/08 | 2,615.00 | |
| | 5 ADD'L APPLICATION XTENDER LICENSES | <u>12,384.00</u> | 38,744.67 |
| INTL BUSINESS MACHINES CORP | BUSINESS CONTINUITY SERVICE, 8/1/07 - 8/31/07 | | 2,098.00 |
| IRON MOUNTAIN | COMPUTER DAILY BACKUP STORAGE CHARGES, 8/1/07 - 8/31/07 | | 497.17 |
| LEVI, RAY & SHOUP, INC | BAL DUE, PENSIONGOLD IMPROVEMENT, 5/1/07 - 5/31/07 | 2,550.00 | |
| | PARTIAL PYMT, PENSIONGOLD IMPROVEMENT, 4/1/07 - 4/30/07 | 21,375.00 | |
| | PENSIONGOLD IMPROVEMENT, 6/1/07 - 6/30/07 | 4,500.00 | |
| | PENSIONGOLD IMPROVEMENT, 7/1/07 - 7/31/07 | <u>4,350.00</u> | 32,775.00 |
| LYNCH, ROBIN | REIMB., REMOTE DSL USAGE, 7/26/07 - 8/25/07 | 12.69 | |
| | REIMB., IN-OFFICE VISIT, 8/21/07 - 8/23/07, CHICAGO, IL | <u>736.90</u> | 749.59 |
| MIDWEST AUTOMATED TIME SYSTEM | INFROTRONICS RENEWAL, 9/1/07 - 8/31/08 | | 1,185.00 |
| NATIONAL COUNCIL ON TEACHERS | REG, NCTR CONF., 10/06/07 - 10/10/07, SCOTTSDALE, AZ: WILLIAMS | 650.00 | |
| | REG, NCTR CONF., 10/06/07 - 10/10/07, SCOTTSDALE, AZ: CARRERO | <u>650.00</u> | 1,300.00 |
| NATIONAL DATA SRVS OF CHICAGO | PROCESSING, CHECKS & ADVICES, 7/07 | | 3,608.38 |

Administrative Expenses
08/01/07-08/31/07

| Vendor | Description | Amount | |
|--|--|-----------------|----------|
| NATIONAL PENSION EDUCATION ASSOC. | MEMBERSHIP DUES, 2007 | 500.00 | |
| | REG, NPEA CONF., 10/20/07 - 10/24/07, SANTA FE, NM: RADENCIC | 650.00 | |
| | REG, NPEA CONF., 10/20/07 - 10/24/07, SANTA FE, NM: BANKS-FALLIS | <u>650.00</u> | 1,800.00 |
| OFFICE CONNECTION | OFFICE EQUIPMENT | 139.99 | |
| | COPIER PAPER | 668.96 | |
| | OFFICE SUPPLIES | <u>705.80</u> | 1,514.75 |
| PRINTELLIGENT | FINAL BILL, CONTRACT AGREE, PRINTERS, 4/16/07 - 6/23/07 | | 833.80 |
| ROCKHURST UNIVERSITY | | | |
| CONTINUING EDUCATION CENTER | TRAINING SEMINAR, SUPERVISORS SKILLS, 9/10, URIBE | | 416.65 |
| SHELBY, SANDRA | TUITION REIMBURSEMENT, 1 CLASS | | 1,890.00 |
| SILLWORKS | COMPUTER EQUIPMENT | | 1,050.00 |
| SYSTEM PARKING | MONTHLY PARKING, 8/1/07 - 8/31/07: FIELD REPS | | 705.00 |
| TECH SERVICES | COPIER SUPPLIES | | 585.39 |
| TESTOUT CORPORATION | TRAINING, MS OFFICE VISTA SOFTWARE | | 1,826.00 |
| TRANSUNION | ADDRESS LOCATION USAGE, 6/26/07 - 7/25/07 | | 384.30 |
| U.S. POSTAL SERVICE | BUSINESS REPLY PERMIT, 8/21/07 - 8/20/08 | | 550.00 |
| UNISHIPERS CHICAGO | | | |
| NEAR NORTH | DELIVERY SERVICE THRU 8/21 | | 1,173.34 |
| WEB.COM, INC. | MAINT., 8/1/07-7/31/08, CTPFERS.ORG WEB-SITE | | 377.40 |
| M & J WILKOW, LTD | WORK ORDERS, 8/1/07 - 8/31/07 | | 421.03 |
| XO COMMUNICATIONS | MONTHLY TELEPHONE SERVICE, 7/27/07 - 8/26/07 | | 1,979.94 |
| ZONE CORPORATE SOLUTIONS | 3 YEAR E-MAIL SUPPORT, 6/28/07 - 6/27/10 | 3,517.20 | |
| | 3 YR WEB-SITE SUPPORT, 6/28/07 - 6/27/10 | <u>3,517.20</u> | 7,034.40 |
| PHYSICIANS, DISABILITY APPLICANTS | | | |
| ACCESS MEDICAL EVALUATIONS | EVAL & REPORT, V.E. BY DR. REGER | 650.00 | |
| | EVAL & REPORT, S.E. BY DR. LIM | 650.00 | |
| | EVAL & REPORT, S.E. BY DR. TEPPER | 650.00 | |
| | EVAL & REPORT, S.E. BY DR. TAUB | 650.00 | |
| | EVAL & REPORT, V.E. BY DR. BRECHER | 650.00 | |
| | EVAL & REPORT, D.M. BY DR. LIM | 650.00 | |
| | EVAL & REPORT, D.M. BY DR. UPADHYAY | 650.00 | |

Administrative Expenses
08/01/07-08/31/07

| Vendor | Description | Amount | |
|---|---|------------------|---------------------|
| RECORD COPY SERVICES | MEDICAL RECORDS, F.P. BY DR. SREERAMA | 189.25 | |
| | MEDICAL RECORDS, P.S. BY DR. BALL | 115.45 | |
| | MEDICAL RECORDS, S.A. BY DR. AHMAD | 95.90 | |
| | MEDICAL RECORDS, S.R. BY DR. ALI | 173.50 | |
| | MEDICAL RECORDS, P.S. BY DR. COLON-RIVERA | 228.25 | |
| | MEDICAL RECORDS, J.C. BY DR. FOSTER | 115.75 | |
| | MEDICAL RECORDS, P.C. BY DR. SORIANO | 50.90 | |
| | MEDICAL RECORDS, J.C. BY DR. SKIAS | 121.10 | |
| | MEDICAL RECORDS, P.C. BY DR. KEVIN | 79.75 | 5,719.85 |
| | | | <u>79.75</u> |
| PORTFOLIO MANAGEMENT & CONSULTANT FEES | | | |
| DIMENSIONAL FUND | | | |
| ADVISORS INC | MANAGEMENT FEE, 4/1/07 - 6/30/07 | 148,618.58 | |
| NEW AMSTERDAM PARTNERS | MANAGEMENT FEE, 4/1/07 - 6/30/07 | 188,987.77 | |
| NORTHERN TRUST CO | CUSTODY FEE, 4/1/07 - 6/30/07 | 125,000.00 | |
| NORTHERN TRUST | | | |
| INVESTMENTS INC | FIXED INCOME, 4/1/07 - 6/30/07 | 36,411.35 | |
| | S&P 500 INDEX, 4/1/07 - 6/30/07 | 37,702.83 | |
| | MIDCAP INDEX, 4/1/07 - 6/30/07 | 6,902.72 | |
| | SMALLCAP FUND, 4/1/07 - 6/30/07 | 84,637.82 | 165,654.72 |
| | | <u>84,637.82</u> | |
| WADDELL & REED INVEST | | | |
| MGMT CO | MANAGEMENT FEE, 4/1/07 - 6/30/07 | 121,530.14 | |
| ZEVENBERGEN CAPITAL INC | MANAGEMENT FEE, 4/1/07 - 6/30/07 | 69,913.00 | 819,704.21 |
| | | | <u>1,093,785.17</u> |

*AMOUNT COLLECTED VIA SUBLEASE:

SUITE 1300 \$14,592.80
 SUITE 1400 \$8,441.85

REPORT OF THE FINANCIAL SECRETARY

Financial Statement

The Financial Secretary presented herewith a report on the Fund's net assets, changes in net assets, and supporting reports for the twelve months ending June 30, 2007, with the recommendation that they be approved and printed in the proceedings of this meeting.

STATEMENT OF PLAN ASSETS (UNAUDITED)

| | 6/30/2007 | 6/30/2006 |
|---|-------------------|------------------|
| ASSETS | | |
| Cash and cash equivalents | \$ 440,009,353 | \$ 418,269,986 |
| Receivables: | | |
| Employer | 7,608,314 | 8,199,590 |
| State of Illinois | 6,273,892 | 6,655,017 |
| Employee | 36,830,571 | 31,738,843 |
| Accrued investment income | 42,548,948 | 39,091,470 |
| Participating teachers' accounts for contributions | 3,815,806 | 3,754,353 |
| Other receivables | 1,357,914 | 1,317,209 |
| | 98,435,445 | 90,756,482 |
| Investments, at fair value: | | |
| Equity | 8,667,368,477 | 7,450,594,648 |
| Bonds | 2,698,663,590 | 2,691,741,585 |
| Real estate | 817,906,470 | 706,998,185 |
| Private equity | 288,007,645 | 259,562,521 |
| | 12,471,946,182 | 11,108,896,939 |
| Prepaid expenses | 0 | 2,113 |
| Fixed assets | 4,767,956 | 4,620,173 |
| TOTAL ASSETS | 13,015,158,936 | 11,622,545,693 |
| LIABILITIES | | |
| Administrative/accounts payable | 235,276,616 | 194,027,209 |
| TOTAL LIABILITIES | 235,276,616 | 194,027,209 |
| Net assets available for benefits | \$ 12,779,882,320 | \$11,428,518,484 |

STATEMENT OF CHANGE IN PLAN ASSETS (UNAUDITED)

| | 12 Months Ending 6/30/2007 | 12 Months Ending 6/30/2006 |
|---|---------------------------------------|---------------------------------------|
| ADDITIONS: | | |
| Employer: | | |
| Early Retirement option | \$ 11,754,876 | \$ 8,748,223 |
| State of Illinois | 75,286,700 | 74,921,700 |
| CPS contributions | 80,340,000 | 26,350,000 |
| Federal funds | 1,105,936 | 8,850,496 |
| Special leaves | 23,061 | 23,433 |
| Reciprocal collections | 829 | 608 |
| | <u>168,511,402</u> | <u>118,894,460</u> |
| Employee: | 175,182,839 | 162,314,632 |
| Investment income: | | |
| Interest | 187,245,297 | 177,029,734 |
| Dividends | 156,994,522 | 142,577,238 |
| Securities lending (net) | 6,747,459 | 6,215,679 |
| Realized gains (losses) | 1,105,942,965 | 1,139,516,210 |
| Unrealized gains (losses) | 482,721,969 | (334,666,940) |
| Miscellaneous Investment income | 73,354 | 63,008 |
| | <u>1,939,725,566</u> | <u>1,130,734,929</u> |
| Miscellaneous Other | — | 139,509 |
| TOTAL ADDITIONS | <u>2,283,419,807</u> | <u>1,412,083,530</u> |
| DEDUCTIONS: | | |
| Refunds | 26,800,631 | 30,685,299 |
| Pension benefits | 797,757,955 | 718,487,994 |
| Death benefits | 2,877,183 | 2,618,057 |
| Health insurance rebate | 61,088,713 | 58,279,900 |
| Investment advisory & custodial | 36,000,576 | 32,791,551 |
| Administrative & miscellaneous | 7,530,913 | 8,320,340 |
| TOTAL DEDUCTIONS | <u>932,055,971</u> | <u>851,183,141</u> |
| NET INCREASE (DECREASE) | 1,351,363,8363 | 560,900,389 |
| Net assets available for benefits at beginning of year | 11,428,518,484 | 10,867,618,095 |
| Net assets available for benefits at end of period | <u>\$12,779,882,320</u> | <u>\$11,428,518,484</u> |

ADMINISTRATIVE AND INVESTMENT EXPENSE ANALYSIS

| | Unaudited 12 months | | | % of Budget | Year Ending | Year Ending |
|--|----------------------|-------------------|----|-------------|----------------------|----------------------|
| | Ending 6/30/2007 | Budget YE 2007 | | | | |
| Salaries | \$ 3,814,953 | 4,168,816 | 1 | 92% | \$ 3,866,126 | \$ 3,720,643 |
| Actuary fees | 48,956 | 55,000 | 2 | 89% | 47,500 | 51,500 |
| Audit and Tax | 46,565 | 90,000 | 3 | 52% | 37,500 | 36,000 |
| Banking Fees | 17,861 | 36,000 | 26 | 50% | - | - |
| Consulting Fees | 28,630 | 45,000 | 4 | 64% | 59,000 | 47,200 |
| Data processing expense | 87,797 | 100,000 | 24 | 88% | - | 39,619 |
| Document imaging | 22,483 | 26,000 | 6 | 86% | 25,534 | 13,748 |
| Election expense | 178,385 | 170,000 | 7 | 105% | 220,041 | 81,070 |
| Employee's health insurance | 462,565 | 500,000 | 8 | 93% | 633,916 | 931,993 |
| Field Services/Pension Rep | 80,620 | 112,600 | 27 | 72% | - | - |
| Health insurance consulting | 33,174 | 62,000 | 9 | 54% | 84,323 | 58,250 |
| Insurance premiums | 36,681 | 37,500 | 10 | 98% | 40,918 | 38,193 |
| Legal fees | 222,007 | 350,000 | 11 | 63% | 189,927 | 339,599 |
| Legislative expense | 105,760 | 106,050 | 12 | 100% | 100,724 | 97,179 |
| Maintenance of equipment, systems, software and support | 303,258 | 317,600 | 13 | 95% | 310,030 | 273,776 |
| Medical fees | 59,445 | 60,000 | 14 | 99% | 64,075 | 16,311 |
| Membership dues, conference | 12,976 | 21,000 | 15 | 62% | 22,910 | 15,126 |
| Miscellaneous | 31,831 | 27,000 | 25 | 118% | 213,464 | 31,946 |
| Office forms and supplies | 47,210 | 40,000 | 16 | 118% | 64,169 | 62,552 |
| Office rent and utilities | 704,629 | 783,600 | 17 | 90% | 832,832 | 775,086 |
| Postage and Delivery | 212,044 | 258,600 | 18 | 82% | 287,649 | 168,753 |
| Printing and binding | 239,713 | 207,200 | 19 | 116% | 177,775 | 153,823 |
| Studies and evaluation | 3,638 | 80,000 | 20 | 5% | 13,701 | 13,840 |
| System Consulting | 559,680 | 500,000 | 28 | 112% | - | - |
| Temporary staffing - MIS | 11,700 | 50,000 | 21 | 23% | 382,668 | 119,447 |
| Trustees' expenses | 128,533 | 125,000 | 22 | 103% | 88,786 | 112,448 |
| Tuition and Training | 29,819 | 100,000 | 23 | 30% | 19,179 | 4,198 |
| Total Administrative Budget | \$ 7,530,913 | 8,428,966 | | 89% | \$ 7,782,747 | \$ 7,202,300 |
| Depreciation | | | | | 537,593 | 275,371 |
| Total Administrative Budget with Depreciation | \$ 7,530,913 | 8,428,966 | | | \$ 8,320,340 | \$ 7,477,671 |
| Custodial | 500,000 | 500,000 | | 100% | 477,066 | 631,003 |
| Consulting | 480,000 | 480,000 | | 100% | 500,000 | 369,996 |
| Manager fees | 34,920,155 | 33,000,000 | | 106% | 31,382,071 | 29,021,369 |
| Fees for foreign exchange and real estate | 100,421 | — | | — | 432,415 | 874,759 |
| Total Investment | \$ 36,000,576 | 33,980,000 | | 106% | \$ 32,791,551 | \$ 30,897,126 |
| Fixed Assets(cost) | 43,250 | 143,000 | | 30% | 103,330 | 551,843 |
| Database (Pension Gold) project | 104,533 | 150,000 | | 70% | 411,192 | 924,208 |
| Total Capital Expenditures | \$ 147,783 | 293,000 | | 50% | \$ 514,522 | \$ 1,476,051 |

INVESTMENT ANALYSIS

JUNE 30, 2007 (UNAUDITED)

| | FAIR VALUE 6/30/2007 | FAIR VALUE 6/30/2006 | FAIR VALUE 6/30/2005 |
|------------------------|-------------------------|-------------------------|-------------------------|
| ASSETS | | | |
| EQUITY | 8,667,368,477 | 7,450,594,648 | 7,059,108,127 |
| BONDS | 2,698,663,590 | 2,691,741,585 | 2,739,290,003 |
| REAL ESTATE | 817,906,470 | 706,998,185 | 598,579,471 |
| PRIVATE EQUITY | 288,007,645 | 259,562,521 | 194,107,731 |
| CASH & CASH EQUIVALENT | 440,009,353 | 418,269,986 | 391,242,445 |
| | \$12,911,955,534 | \$11,527,166,925 | \$10,982,327,778 |

| INCOME | Unaudited 12 Months 7/1/06-6/30/07 | 12 Months 7/1/05-6/30/2006 | 12 Months 7/1/04-6/30/2005 |
|--------------------------|---------------------------------------|-------------------------------|-------------------------------|
| DIVIDENDS | 156,994,522 | 142,577,238 | 126,998,253 |
| INTEREST | 187,245,297 | 177,029,734 | 163,217,690 |
| SECURITIES LENDING (NET) | 6,747,459 | 6,215,679 | 3,003,115 |
| NET APPRECIATION | 1,588,664,934 | 804,849,270 | 774,358,259 |
| MISCELLANEOUS INVEST. | 73,354 | 63,008 | 218,150 |
| | \$1,939,725,566 | \$1,130,734,929 | \$1,067,795,467 |

The rate of return for the twelve months period ending June 30, 2007(unaudited) was 17.7% while the return for the S&P 500 Index and Lehman Aggregate Index was 20.6% and 6.1% respectively.

The Fund had a rate of return of 10.7% for the year ending June 30, 2006 and a 10.8% for the year ending June 30, 2005

Net appreciation for the 12 month ending June 30, 2007(Unaudited) includes \$1.106 million realized gain and unrealized gain of \$.483 million based upon a 17.7% return for the 12 month period.

Chairperson Rodriguez moved the Report of the Financial Secretary to the omnibus.

REPORT OF THE COMMITTEE ON CLAIMS AND SERVICE CREDITS

Application for Pensions

The Committee on Claims and Service Credits reported that applications for pensions are presented for persons, hereinafter listed, with the recommendations that they be approved and granted in the amounts and under the conditions set forth herewith.

In the case of each applicant for service and disability pension, the employment of the teacher has terminated, the legally prescribed minimum years of teaching service were completed and requirements with respect to age, the Illinois Retirement Systems Reciprocal Act (if applicable), and the Illinois Pension Code were fulfilled.

In accordance with the provisions of the Illinois Pension Code, each applicant for disability retirement pension was declared by two physicians appointed by the Board to be suffering from a disability which wholly and presumably permanently incapacitates him/her for teaching.

Each applicant for a survivor's or reversionary pension furnished proper evidence of his/her right to receive such benefit.

Optional Service Retirement Pensions 06/01/07 thru 06/30/07

| Name of Member | School or Final Status | 1st Check Date | Years of Service | Effective Date | Annual Pension |
|-----------------------------|--------------------------|-----------------|------------------|----------------|----------------|
| *ADAMS, JUDY A |SHOOP |06-01-2007 | 34.79 | 04-01-2007 | \$89,539.56 |
| CHLADEK, ROBERT W |O'TOOLE |06-01-2007 | 34.23 | 03-15-2007 | 46,700.88 |
| CONTRERAS, PERSIDA B |SUB TEACHER POSTAL |06-01-2007 | 15.22 | 04-13-2007 | 19,527.12 |
| COSME, MARY C |KELLOGG |06-01-2007 | 12.28 | 12-23-2006 | 9,400.80 |
| DRAPER, SANDRA C |SUB TEACHER POSTAL |06-01-2007 | 26.05 | 01-28-2006 | 27,929.28 |
| *FULTON, DWAYNE A |MARSH |06-01-2007 | 10.30 | 04-29-2007 | 12,487.92 |
| *HAMMOND, BETTY JEAN |HIGH SCHOOL ATTENDA |06-01-2007 | 34.03 | 04-15-2007 | 72,148.92 |
| JAKOB, JOHN A |SUB TEACHER POSTAL |06-01-2007 | 20.48 | 03-14-2007 | 16,053.12 |
| JONES, JAMES EDDIE |ERICSON |06-01-2007 | 33.53 | 03-18-2007 | 49,946.28 |
| JONES, SALLY |SUB TEACHER POSTAL |06-01-2007 | 23.62 | 06-24-2007 | 29,579.52 |
| *JONIKAITIS, PETER MICHAEL |GUNSAULUS ACADEMY |06-01-2007 | 36.92 | 04-15-2007 | 85,515.36 |
| LUBIN, SHARON RUTH |FORMER MEMBER |06-01-2007 | 20.05 | 06-01-2007 | 18,376.08 |
| MC FALLAR, SUSAN TOWLES |HOPE COLLEGE PREP |06-01-2007 | 35.54 | 10-29-2006 | 50,535.24 |
| MCINTOSH, HAROLYNN RICHA |AREA INS OFFICE 2 |06-01-2007 | 22.48 | 05-01-2007 | 44,489.88 |
| *NAGYIVAN, MAUREEN PATRICI |JAHN |06-01-2007 | 38.49 | 04-13-2007 | 51,498.72 |
| *PIGGEE, AMPHOUS L |KELLMAN CORP COMM |06-01-2007 | 32.11 | 04-01-2007 | 38,275.80 |
| PONCE DE LEON, CONCEPCION |HAYT |06-01-2007 | 31.04 | 03-18-2007 | 44,286.12 |
| POWELL, JOHN EDWARD |SUB TEACHER POSTAL |06-01-2007 | 15.78 | 03-04-2007 | 8,367.60 |
| PRINCE, CAROLYN DONNA |SIMEON CAREER ACA |06-01-2007 | 27.15 | 03-18-2007 | 43,372.56 |
| *QUINN, ROBIN THERESE |STEINMETZ A C |06-01-2007 | 26.28 | 03-04-2007 | 26,255.76 |
| REYNOLDS, DELORES ANN |REASSIGNED TEACHER |06-01-2007 | 7.65 | 10-29-2005 | 10,604.76 |
| ROBERTS, ELAINE |SUB TEACHER POSTAL |06-01-2007 | 7.96 | 04-07-2007 | 7,218.96 |
| *ROTH, LORRAINE KIM |SCHURZ H S |06-01-2007 | 30.34 | 04-01-2007 | 30,119.28 |
| SCHUBERTH, REBECCA J |NORTHSIDE CENTER |06-01-2007 | 22.40 | 02-16-2007 | 19,542.48 |
| *SMITH, ELIZABETH |SHOOP |06-01-2007 | 40.03 | 04-01-2007 | 74,468.16 |
| *SPIVEY TOMPKINS, DORIS ANN |C-W EDUC GENERAL |06-01-2007 | 34.51 | 04-15-2007 | 88,145.64 |
| STANTON, LEROY B |SCHOOLS & REGIONS |06-01-2007 | 6.04 | 02-12-2006 | 12,350.76 |
| VAHEY, HEIDI L |DAWES |06-01-2007 | 6.91 | 04-01-2007 | 6,154.68 |
| VERNON/MUSA, WILMA ELEA |FARADAY |06-01-2007 | 21.20 | 04-09-2007 | 18,047.52 |
| *WATSON, SHARON ELIZABETH |BARRY |06-01-2007 | 14.93 | 04-29-2007 | 20,012.28 |
| WHITE, PHILANDER L |SUB TEACHER POSTAL |06-01-2007 | 17.88 | 03-14-2007 | 15,401.52 |
| YOUNG, JEROME ADAM |FORMER MEMBER |06-01-2007 | 36.48 | 08-24-2005 | 45,791.40 |

Count of Optional Retirement Pensions: 32 Total Optional Retirement Pensions: \$1,132,143.96
Average Pension: \$35,379.50
Average Service Years: 24.27

*Denotes preliminary pensions

Disability Retirement Pensions 06/01/07 thru 06/30/07

STRZYKALSKI, KATHLEEN PPECK06-01-2007 11.10 01-02-2007 \$12,778.68
Count of Disability Retirement Pensions: 1 Total Disability Pensions: \$12,778.68
Average Pension: \$12,778.68
Average Service Years: 11.10

Duty Disability Retirement Pensions 06/01/07 thru 06/30/07

| | | | | |
|--|-------------|-------|--|--------------------|
| EDWARDS, SANDRA D OGLESBY | .06-01-2007 | 29.35 | 05-04-2004 | \$49,726.56 |
| Count of Duty Disability Retirement Pensions: 1 | | | Total Duty Disability Pensions: | \$49,726.56 |
| | | | Average Pension: | \$49,726.56 |
| | | | Average Service Years: | 29.35 |

Reciprocal Retirement Pensions 06/01/07 thru 06/30/07

| | | | | |
|--|-------------|-------|--|---------------------|
| BERDUSIS, TOMAS G CLAY | .06-01-2007 | 12.38 | 02-18-2007 | \$17,971.80 |
| BHARATI, APARNA FUTURE COMM TECH .. | .06-01-2007 | 4.38 | 05-02-2007 | 2,948.76 |
| *DAVENPORT, JOHNNIE DENEEN | .06-01-2007 | 33.31 | 04-01-2007 | 50,332.20 |
| GREENHILL, ALINA ROOSEVELT H S | .06-01-2007 | 1.00 | 06-13-2007 | 966.00 |
| HAUGH, MARY M STEVENSON | .06-01-2007 | 1.00 | 04-01-2007 | 815.52 |
| HENES, KATHLEEN A HINTON | .06-01-2007 | 1.00 | 01-26-2007 | 282.84 |
| HIGGINS, JAMES H WALTER PAYTON | .06-01-2007 | 12.10 | 04-01-2007 | 18,071.28 |
| KOPFF, SUSAN BLAINE | .06-01-2007 | 2.95 | 06-05-2007 | 3,882.96 |
| KOSTLEVY, JEANNE G SUB TEACHER POSTAL .. | .06-01-2007 | 1.35 | 05-27-2007 | 1,396.56 |
| MUSTO, WENDY S LAKE VIEW H S | .06-01-2007 | 5.75 | 02-15-2007 | 7,299.12 |
| Count of Reciprocal Retirement Pensions: 10 | | | Total Reciprocal Retirement Pensions: | \$103,967.04 |
| | | | Average Pension: | \$10,396.70 |
| | | | Average Service Years: | 7.52 |

*Denotes preliminary pensions

Survivors' Pensions 06/01/07 thru 06/30/07

| <u>Name of Member</u> | <u>1st Check Date</u> | <u>Years of Service</u> | <u>Effective Date</u> | <u>Annual Pension</u> |
|--|-----------------------|-------------------------|-----------------------|-----------------------|
| AIDOO, KING GEORGE | .06-01-2007 | 3.70 | 06-01-2007 | \$4,800.00 |
| <i>(HUSBAND OF BALERIE D. AIDOO)</i> | | | | |
| CAHILL, MARY AILEEN | .06-01-2007 | 8.80 | 01-22-2007 | 2,397.60 |
| <i>(WIFE OF JEFFREY JOHN ZUIKER)</i> | | | | |
| COMPTON, BEVERLEY | .06-01-2007 | 33.70 | 05-01-2007 | 18,999.00 |
| <i>(WIFE OF C J COMPTON)</i> | | | | |
| DANIEL, ERNEST | .06-01-2007 | 31.38 | 02-06-2007 | 19,515.00 |
| <i>(HUSBAND OF WILHELMINA WILLIAMS-DANIEL)</i> | | | | |
| HEWITT, JOYCE B | .06-01-2007 | 38.30 | 05-01-2007 | 25,760.40 |
| <i>(WIFE OF MARK C HEWITT)</i> | | | | |
| HILL, EDWARD T | .06-01-2007 | 23.70 | 03-01-2007 | 10,848.72 |
| <i>(HUSBAND OF ELIZABETH M HILL)</i> | | | | |
| HOLLIDAY, OLIVER M | .06-01-2007 | 31.20 | 04-01-2007 | 30,977.52 |
| <i>(HUSBAND OF FRANCES B HOLLIDAY)</i> | | | | |
| HOOKS, CONSTANCE | .06-01-2007 | 32.20 | 12-01-2005 | 14,754.48 |
| <i>(WIFE OF BENJAMIN HOOKS)</i> | | | | |
| KOLSKI, SHARON D | .06-01-2007 | 29.90 | 04-01-2007 | 15,210.60 |
| <i>(WIFE OF STEVEN E KOLSKI)</i> | | | | |
| KOMIAK, WALTER J | .06-01-2007 | 20.50 | 03-01-2007 | 10,414.20 |
| <i>(HUSBAND OF JOSEPHINE KOMIAK)</i> | | | | |
| KOPULSKY, MARVIN | .06-01-2007 | 28.80 | 04-01-2007 | 8,091.60 |
| <i>(HUSBAND OF BARBARA KOPULSKY)</i> | | | | |
| LYNCH, JOAN HELEN | .06-01-2007 | 37.40 | 04-01-2007 | 18,020.04 |
| <i>(WIFE OF RICHARD F LYNCH)</i> | | | | |
| MATTHEWS, HENRY B | .06-01-2007 | 30.70 | 05-01-2007 | 19,223.64 |
| <i>(HUSBAND OF HARRYETTA MATTHEWS)</i> | | | | |

| | | | | |
|---|------------|-------|------------|-----------|
| MILLER, WILLIE CHARLES <i>(HUSBAND OF HILDA J MILLER)</i> | 06-01-2007 | 33.10 | 01-27-2007 | 19,549.32 |
| MOORE, FRANCELLE J. <i>(WIFE OF ROBERT H MOORE)</i> | 06-01-2007 | 30.40 | 04-01-2007 | 19,236.12 |
| PARKER, REGINA KAY <i>(WIFE OF ROBERT L PARKER)</i> | 06-01-2007 | 14.75 | 11-24-2004 | 4,800.00 |
| QUINTERO, ABELINO <i>(HUSBAND OF GLORIA QUINTERO)</i> | 06-01-2007 | 21.83 | 04-01-2007 | 14,515.56 |
| REDMOND, EMMA COLLINS <i>(WIFE OF EDWARD N REDMOND)</i> | 06-01-2007 | 30.50 | 05-01-2007 | 15,602.76 |
| ROSS, RICHARD A. <i>(HUSBAND OF DRENDA WILEY-ROSS)</i> | 06-01-2007 | 32.80 | 05-01-2007 | 21,235.44 |
| RUTHERFORD, TELKIA K. <i>(HUSBAND OF YONCILE Y RUTHERFORD)</i> | 06-01-2007 | 34.52 | 11-01-2006 | 22,942.80 |
| SHERBULA, NICHOLAS J. <i>(HUSBAND OF VERA B SHERBULA)</i> | 06-01-2007 | 27.40 | 04-01-2007 | 14,762.88 |
| SMITH, CAROL JENINE <i>(WIFE OF WILLIAM A SMITH)</i> | 06-01-2007 | 27.50 | 06-01-2007 | 16,383.00 |
| TANSEY, JOHN W. <i>(HUSBAND OF JANET D TANSEY)</i> | 06-01-2007 | 5.80 | 03-01-2007 | 2,590.08 |
| TATE, MARTHA L. <i>(WIFE OF JAMES W TATE)</i> | 06-01-2007 | 37.10 | 05-01-2007 | 26,511.12 |
| ZUIKER, MADELEINE <i>(DAUGHTER OF JEFFREY JOHN ZUIKER)</i> | 06-01-2007 | 8.80 | 01-22-2007 | 2,397.60 |
| ZUIKER, MAXWELL <i>(SON OF JEFFREY JOHN ZUIKER)</i> | 06-01-2007 | 8.80 | 01-22-2007 | 2,397.60 |

| | | |
|---|----------------------------------|---------------------|
| Count of Survivors' Pensions: 26 | Total Survivors Pensions: | \$381,937.08 |
| | Average Pension: | \$14,689.89 |
| | Average Service Years: | 25.52 |

Reversionary Pension 06/01/07 thru 06/30/07

| | | | | |
|---|------------|-------|------------|-------------|
| LYNCH, JOAN HELEN <i>(WIFE OF RICHARD F LYNCH)</i> | 06-01-2007 | 37.40 | 04-01-2007 | \$21,509.40 |
|---|------------|-------|------------|-------------|

| | | |
|--|-------------------------------------|--------------------|
| Count of Reversionary Pensions: 1 | Total Reversionary Pensions: | \$21,509.40 |
| | Average Pension: | \$21,509.40 |
| | Average Service Years: | 37.40 |

Final Summary 06/01/30 thru 06/30/07

Summary of Pensions Granted

| Type of Pension | At this meeting | Total Approved this Fiscal Year |
|--|------------------------|--|
| Optional service retirement pensions | 32 | 1,249 |
| Reciprocal service retirement pensions | 10 | 255 |
| Disability retirement pensions | 1 | 22 |
| Duty Disability retirement pensions | 1 | 1 |
| Survivors pensions | 26 | 167 |
| Reversionary pensions | 1 | 5 |

Optional Retirement Pensions 07/01/07 thru 08/31/07

| Name of Member | School or Final Status | 1st Check Date | Years of Service | Effective Date | Annual Pension |
|----------------------------|-------------------------------|-----------------------|-------------------------|-----------------------|-----------------------|
| *ABDULLAH, TASLEEM R | SUB TEACHER POSTAL | 07-02-2007 | 8.40 | 06-30-2007 | \$3,045.48 |
| *ABRAMS, ADAIR QUINCY | MASON | 07-02-2007 | 28.17 | 06-30-2007 | 30,460.32 |
| *ACEVEDO, LOUIS RAUL | CURIE METRO H S | 07-02-2007 | 33.49 | 06-30-2007 | 36,861.84 |
| *ADAMEK, JOSEPH MICHAEL | BEASLEY ACAD MAG | 07-02-2007 | 37.48 | 06-30-2007 | 53,542.68 |
| *ADAMS, HENRY | SUB TEACHER POSTAL | 07-01-2007 | 27.96 | 06-30-2007 | 33,993.96 |
| *ADAMS, MARJORIE RUBY | CITY WIDE LITERACY | 07-02-2007 | 31.63 | 06-30-2007 | 57,058.32 |
| *ADAMS, MYRNA R | EBERHART | 07-02-2007 | 40.19 | 06-30-2007 | 48,162.12 |
| *AFABLE, LOURDES B | SPECIAL SVCS ADMI | 08-01-2007 | 33.68 | 07-08-2007 | 78,411.36 |
| *AGATE, MARY LYNN | HENSON | 07-02-2007 | 34.19 | 06-30-2007 | 53,943.72 |
| *AHERN, JANET ANN | TWAIN | 07-02-2007 | 34.69 | 06-30-2007 | 53,975.40 |
| *ALESIA, CAROL MARIE | LIBBY | 07-02-2007 | 34.94 | 06-30-2007 | 53,542.68 |
| *ALEXAKOS, MARTHA LEE | SCH & COMM RELS | 08-01-2007 | 21.68 | 07-08-2007 | 42,373.32 |
| *ALEXANDER, UTE SCHIRIN | BURR | 07-02-2007 | 34.63 | 06-30-2007 | 46,845.12 |
| *ALISSANDRATOS, RENNA J | KENWOOD ACAD H S | 07-02-2007 | 29.29 | 06-30-2007 | 51,065.76 |
| *ALLEN, DORA LEE | LOCKE | 08-01-2007 | 13.08 | 07-15-2007 | 15,672.72 |
| *ALLEN, FRANA LINA | SKINNER | 07-02-2007 | 36.67 | 06-30-2007 | 52,856.28 |
| *ALLMAN, BRUCE MARTIN | CHAPPELL | 08-01-2007 | 35.31 | 07-08-2007 | 86,417.16 |
| *ALLOCCO, FRANK | PALMER | 08-01-2007 | 40.31 | 07-08-2007 | 98,051.04 |
| *ALTMAN, MICHAEL L | STEINMETZ A C | 07-02-2007 | 39.07 | 06-30-2007 | 46,978.20 |
| *ALVAREZ, HAYDEE | GREELEY | 08-01-2007 | 33.13 | 07-08-2007 | 78,029.40 |
| *ALVEY, E.PAUL | SULLIVAN H S | 07-02-2007 | 32.09 | 06-30-2007 | 45,228.24 |
| *ANAST, SANDY MARY | CLARK G R | 08-01-2007 | 35.71 | 07-08-2007 | 95,853.00 |
| *ANDERSON, JACQUELINE DELO | OFFICE OF AREA IN | 08-01-2007 | 36.82 | 07-08-2007 | 100,584.60 |
| *ANDERSON, MARY BELDA | C-W SPEC SVCS SUP | 07-02-2007 | 24.23 | 06-30-2007 | 38,007.48 |
| *ANDERSON, NEAL J | AUSTIN COMM H S | 07-02-2007 | 17.85 | 06-30-2007 | 28,524.48 |
| *ANDERSON, SHEILA ELIZ | MASON | 08-01-2007 | 25.95 | 07-08-2007 | 44,404.68 |
| *ANDINO, JENNY | LAFAYETTE | 07-02-2007 | 34.06 | 06-30-2007 | 50,364.60 |
| *ANTWI-BARFI, SHIRLEY | JENSEN SCHOLA ACA | 08-01-2007 | 39.58 | 07-08-2007 | 93,819.48 |
| *APONTE, LINDA E | BARRY | 07-02-2007 | 21.94 | 06-30-2007 | 33,745.92 |
| *ARACKAL, PETER JOSEPH | SCHURZ H S | 07-02-2007 | 25.23 | 06-30-2007 | 38,007.72 |
| *ARAGON, HENRIETTA MARIE | SENN METRO ACAD | 07-02-2007 | 33.96 | 06-30-2007 | 53,651.16 |
| *ARAKAWA, NORIKO ARAKAWA | TAFT H S | 07-02-2007 | 35.36 | 06-30-2007 | 53,566.32 |
| *ARCHER, RUBY LEE | ROBESON H S | 07-02-2007 | 33.33 | 06-30-2007 | 47,849.04 |
| *AREMU, ADEROUNKE ABIADE | C-W EDUC GENERAL | 07-02-2007 | 18.94 | 06-30-2007 | 27,793.68 |
| *ARGYRAKIS, CAROLYN JEAN | HAY COMM ACAD | 07-02-2007 | 35.20 | 06-30-2007 | 46,957.32 |
| *ARMOUR, BARBARA C | KENNEDY H S | 07-02-2007 | 34.16 | 06-30-2007 | 49,111.08 |
| *ARTIS, MATTIE LEE | BROWN ACADEMY | 07-02-2007 | 14.98 | 06-30-2007 | 21,997.44 |
| *ASCHER, MARYBETH P | COONLEY | 07-02-2007 | 39.80 | 06-30-2007 | 52,449.24 |
| *ASHMANN, SUSAN | GLADSTONE | 07-02-2007 | 30.73 | 06-30-2007 | 40,896.48 |
| *ATANUS, BONITA ELAINE | HAWTHORNE ACAD | 07-02-2007 | 34.28 | 06-30-2007 | 54,331.56 |
| *ATKINS, DORIS MARIE | HANSBERRY CPC | 07-02-2007 | 35.47 | 06-30-2007 | 49,101.48 |
| *AUSTIN, ELLA R | PROSSER CAREER AC | 07-02-2007 | 36.81 | 06-30-2007 | 58,567.32 |
| *AUSTIN, LENORA M | WESTCOTT | 08-01-2007 | 30.38 | 05-09-2007 | 60,872.52 |
| *AVENDANO, SHARON LEE | JAHN | 07-02-2007 | 33.75 | 06-30-2007 | 43,123.56 |
| *AVRAM, ANA | SUB TEACHER POSTAL | 07-02-2007 | 13.28 | 06-30-2007 | 6,455.64 |
| *AXELROD, SUSAN ELLEN | CITY WIDE LITERACY | 07-02-2007 | 33.68 | 06-30-2007 | 54,099.48 |
| *AZCOITIA, CARLOS MANUEL | SPRY | 08-01-2007 | 33.97 | 07-08-2007 | 105,726.72 |
| *BACA, DOROTHY ANN | SEXTON A O | 07-02-2007 | 20.80 | 06-30-2007 | 30,506.88 |
| *BACKSTROM, DARRYL EUG | LANE TECH H S | 08-01-2007 | 34.08 | 06-30-2007 | 48,166.44 |
| *BADILLO, LEONIDES MARIO | C-W SPEC SVCS SUP | 07-01-2007 | 20.64 | 06-30-2007 | 23,966.16 |

Optional Service Retirement Pensions (continued) 07/01/07 thru 08/31/07

| Name of Member | School or Final Status | 1st Check Date | Years of Service | Effective Date | Annual Pension |
|----------------------------|--------------------------|-----------------|------------------|----------------|----------------|
| * BAHL, PUSHPA |COLLINS H S |07-02-2007 | 26.24 | 06-30-2007 | 41,677.56 |
| * BAIER, JOHN J |HANCOCK H S |08-01-2007 | 21.54 | 06-30-2007 | 25,307.76 |
| * BAILEY, DIANA |C-W SPEC SVC IN/A |08-01-2007 | 34.14 | 07-08-2007 | 64,809.00 |
| * BAILEY, GERALD H |REILLY |07-02-2007 | 35.71 | 06-30-2007 | 51,364.44 |
| * BAILEY, MAMIE L |HUGHES L |07-02-2007 | 38.63 | 06-30-2007 | 46,961.52 |
| * BAILEY, PATRICIA ANN |LAVIZZO ELEMENTAR |07-02-2007 | 36.86 | 06-30-2007 | 48,411.12 |
| * BAINES, MARGO S |AREA INS OFFICE 1 |08-01-2007 | 29.55 | 07-08-2007 | 57,424.80 |
| * BAKER, LINDA |BURBANK |07-02-2007 | 32.96 | 06-30-2007 | 35,008.32 |
| * BAKOS, DEBORAH E |GUGGENHEIM |07-02-2007 | 33.18 | 06-30-2007 | 38,423.76 |
| * BALDWIN, CAROLYN T |GUGGENHEIM |08-01-2007 | 36.66 | 07-08-2007 | 82,763.04 |
| * BALDWIN, JUDITH ANN |NASH |07-02-2007 | 33.81 | 06-30-2007 | 42,381.48 |
| * BANCES, MIGDALIA |KILMER |07-02-2007 | 27.14 | 06-30-2007 | 38,822.40 |
| * BANKS, JOSHLYN LAVONNE |JENNER |07-02-2007 | 33.94 | 06-30-2007 | 50,388.72 |
| * BARBER, CAROLYN JEAN |CRANE TECH H S |07-02-2007 | 28.95 | 06-30-2007 | 48,534.12 |
| BARLIANT, LOIS I |FORMER MEMBER | 08-01-2007 | 13.13 | 06-01-2007 | 14,512.68 |
| * BARNARD, JUDITH |OGDEN |07-02-2007 | 34.41 | 06-30-2007 | 50,852.04 |
| * BARRY, CATHERINE M |DORE |07-02-2007 | 30.98 | 06-30-2007 | 48,648.96 |
| * BARSHOP, LINDA LOUISE |BRIDGE |07-02-2007 | 25.47 | 06-30-2007 | 34,172.04 |
| * BARTOSIAK, GAIL ANN |EBERHART |07-02-2007 | 35.65 | 06-30-2007 | 47,672.52 |
| * BARTOSZEK, ANGIE ANIELA |LANG & CULTURAL E |08-01-2007 | 30.15 | 07-08-2007 | 59,492.64 |
| * BASKIN, CAROLLA |H B STOWE |07-02-2007 | 29.53 | 06-30-2007 | 37,216.20 |
| * BASSO, ROBERT M |CURIE METRO H S |07-02-2007 | 40.43 | 06-30-2007 | 62,992.68 |
| * BATTLES, ROGER ERSKINS |JULIAN H S |07-02-2007 | 34.55 | 06-30-2007 | 41,982.60 |
| * BATURA, ELENA I |KINZIE SCHOOL |07-02-2007 | 34.69 | 06-30-2007 | 48,054.24 |
| * BEAN, PAMELA JUNE |SENN METRO ACAD |07-02-2007 | 34.43 | 06-30-2007 | 53,167.80 |
| * BECKMAN, ANNIE ANTONY |STEINMETZ A C |07-02-2007 | 18.29 | 06-30-2007 | 28,728.84 |
| * BEDAR, DELORES LORRAINE |WILLIAMS PREP SCHOO |08-01-2007 | 25.52 | 07-08-2007 | 53,334.72 |
| * BEDNAR, ROBERT R |TECHNOLOGY SVCS |08-01-2007 | 34.71 | 07-08-2007 | 67,735.32 |
| * BELL, DIANE LYNN |MORRILL |07-02-2007 | 31.50 | 06-30-2007 | 44,531.76 |
| * BELL, MINETTE CATHERINE |CASALS PABLO |08-01-2007 | 34.68 | 07-08-2007 | 47,337.72 |
| * BELL, VERA RAY |ELLINGTON |07-02-2007 | 34.44 | 06-30-2007 | 53,542.68 |
| * BELL-HOPKINS, SHARON |MORGAN PARK H S |07-02-2007 | 33.79 | 06-30-2007 | 43,311.96 |
| * BELLE, HAZEL CHESTNUT |C-W SPEC SVCS SUP |07-02-2007 | 24.31 | 06-30-2007 | 38,178.36 |
| * BELT, PATRICIA YVONNE |STOCKTON CPC BR |08-01-2007 | 31.47 | 06-30-2007 | 37,437.60 |
| * BELZ, SUZANNE MARY |NORWOOD PARK |07-02-2007 | 21.75 | 06-30-2007 | 29,765.76 |
| * BENFORD, CYNTHIA MARIA |MATHER H S |07-02-2007 | 36.36 | 06-30-2007 | 50,251.80 |
| * BENFORD, ROBERT LEE |O'TOOLE |08-01-2007 | 33.03 | 06-30-2007 | 47,579.16 |
| * BENITEZ, GENARO |MONROE |08-01-2007 | 32.41 | 07-08-2007 | 77,573.16 |
| * BENNETT, JAMIE RUTH |JENNER |07-02-2007 | 35.01 | 06-30-2007 | 53,943.72 |
| * BENSON, LAUREE |C-W EDUC GENERAL |07-02-2007 | 12.76 | 06-30-2007 | 16,110.96 |
| * BERG, PAUL ARTHUR |C-W SPEC SVCS SUP |07-02-2007 | 32.92 | 06-30-2007 | 42,458.76 |
| * BERGER, MYRON MITCHELL |NEAR NO SP ED CTR |08-01-2007 | 39.63 | 07-08-2007 | 93,520.44 |
| * BERNOVER, SUSAN IRENE |HENSON |08-01-2007 | 22.39 | 07-08-2007 | 32,923.56 |
| * BEROW, RHONDA ELLEN |HYDE PARK ACAD H |07-02-2007 | 35.51 | 06-30-2007 | 52,449.12 |
| * BERROYA, CONCOLACION |STEWART |07-02-2007 | 36.08 | 06-30-2007 | 45,110.88 |
| * BEST, YVONNE C |SIMEON CAREER ACA |07-02-2007 | 38.61 | 06-30-2007 | 54,420.96 |
| * BETHEL-BROOKS, DREWDETTE |HYDE PARK ACAD H |07-02-2007 | 39.59 | 06-30-2007 | 50,364.48 |
| * BEVERAGE, LAWRENCE R |YOUNG MAGNET H S |07-02-2007 | 40.63 | 06-30-2007 | 50,368.92 |
| * BEVERLY, VERNITA ANN |FOSTER PARK |07-02-2007 | 9.75 | 06-30-2007 | 11,146.92 |
| * BIBBS, LONA CAROL |WESTINGHOUSE CAR |08-01-2007 | 37.03 | 07-08-2007 | 104,466.84 |

Optional Service Retirement Pensions (continued) 07/01/07 thru 08/31/07

| Name of Member | School or Final Status | 1st Check Date | Years of Service | Effective Date | Annual Pension |
|-----------------------------|------------------------|----------------|------------------|----------------|----------------|
| * BIEDERMAN, NANCY RAE | FOREMAN H S | .07-02-2007 | 17.07 | 06-30-2007 | 27,278.16 |
| * BIERYLA, EDWARD | GAGE PARK H S | .07-02-2007 | 33.69 | 06-30-2007 | 36,042.00 |
| * BIESEK, ROBERT | LOCKE | .07-02-2007 | 34.29 | 06-30-2007 | 53,943.72 |
| * BINDER, HOWARD R | LAKE VIEW H S | .08-01-2007 | 42.09 | 07-08-2007 | 68,410.92 |
| * BINDER, SANDRA J | SULLIVAN H S | .07-02-2007 | 33.84 | 06-30-2007 | 46,950.96 |
| * BINFORD, JELAINE DENISE | CURIE METRO H S | .07-02-2007 | 36.54 | 06-30-2007 | 57,669.12 |
| * BINGHAM, ELMA LEE | COLLINS H S | .07-02-2007 | 35.99 | 06-30-2007 | 55,903.80 |
| * BISHOP, GRACE | FOREMAN H S | .07-02-2007 | 39.53 | 06-30-2007 | 56,230.80 |
| * BISHOP, MOSEZELL | BANNEKER | .07-02-2007 | 38.01 | 06-30-2007 | 46,849.32 |
| * BJORK, FRANK RICHARD | GUNSAULUS ACADEMY | .07-02-2007 | 36.60 | 06-30-2007 | 53,884.56 |
| * BLACKBURN, ORYSIA ANN | SKINNER | .07-02-2007 | 32.76 | 06-30-2007 | 33,479.76 |
| * BLACKFORD, SALLY BLISS | C-W EDUC GENERAL | .08-01-2007 | 24.96 | 06-30-2007 | 18,991.32 |
| * BLACKWELL, GEORGE MILTON | HANSON PARK | .07-02-2007 | 30.16 | 06-30-2007 | 42,733.44 |
| * BLAND, ANNE | RUIZ | .07-02-2007 | 38.38 | 06-30-2007 | 46,935.96 |
| * BLANKS-MHOON, RITA MARLEN | HOWE | .07-02-2007 | 34.14 | 06-30-2007 | 53,667.24 |
| * BLANTON, RHONDA PRICE | MORRILL | .08-01-2007 | 35.50 | 07-08-2007 | 79,676.52 |
| * BLAYLOCK, GLORIA JEAN | WARD LAURA | .07-02-2007 | 33.74 | 06-30-2007 | 35,526.60 |
| * BLOCK, SHARON LOUISE | SHIELDS | .07-01-2007 | 23.19 | 06-30-2007 | 36,513.96 |
| * BLOEHL, JEAN MAY | CLEMENTE COMM ACA | .07-02-2007 | 40.85 | 06-30-2007 | 60,435.60 |
| * BLUMENTHAL, JUDY F | EMMET | .07-02-2007 | 36.66 | 06-30-2007 | 52,205.28 |
| * BOETTCHER, DREW ROY | JUAREZ COMM ACAD | .07-02-2007 | 34.20 | 06-30-2007 | 57,516.60 |
| * BOGAN, VAY LENA | SHIELDS | .07-02-2007 | 33.35 | 06-30-2007 | 42,413.76 |
| * BOGGAN, BONITA | AUSTIN COMM H S | .07-02-2007 | 21.34 | 06-30-2007 | 28,487.52 |
| * BOHRER, RUTH ELLEN | REINBERG | .07-02-2007 | 32.43 | 06-30-2007 | 34,996.80 |
| * BOLTON-HOWARD, EDDIE | BEASLEY ACAD MAG | .08-01-2007 | 40.82 | 06-30-2007 | 49,111.08 |
| * BONI, DANIEL P | AREA INS OFFICE 2 | .08-01-2007 | 39.16 | 07-08-2007 | 65,260.08 |
| * BOOR, MAUREEN MARGARET | CHRISTOPHER | .07-02-2007 | 34.99 | 06-30-2007 | 49,822.92 |
| * BORUN, PATRICIA ANN | C-W SPEC SVCS SUP | .07-02-2007 | 21.14 | 06-30-2007 | 34,588.32 |
| * BOUDREAU, PHILIP JAMES | PROSSER CAREER AC | .07-02-2007 | 23.50 | 06-30-2007 | 20,690.40 |
| * BOUILLERCE, IVY LEE | EDUC TO CAREERS | .08-01-2007 | 34.43 | 07-08-2007 | 68,917.68 |
| * BOWDEN, ARNETTA | CHOPIN | .07-02-2007 | 34.18 | 06-30-2007 | 48,584.40 |
| * BOYD, PAMELA ANTIONETTA | EVERS | .07-02-2007 | 24.58 | 06-30-2007 | 27,283.32 |
| * BOYD-ANDERSON, ELAINE CAT | TAFT H S | .07-02-2007 | 26.14 | 06-30-2007 | 35,995.32 |
| * BRADLEY, FLORIDA WHITE | WOODS ACADEMY | .07-02-2007 | 42.08 | 06-30-2007 | 46,957.32 |
| * BRADLEY, LORNA LOUISE | MOLLISON | .07-02-2007 | 23.98 | 06-30-2007 | 26,497.68 |
| * BRADLEY, LOU EVELYN | DODGE | .07-02-2007 | 34.66 | 06-30-2007 | 60,110.64 |
| * BRAKES, JUDITH M | JENNER | .07-02-2007 | 22.90 | 06-30-2007 | 35,147.64 |
| * BRANCH, SALLYE M | MANIERRE | .07-02-2007 | 35.56 | 06-30-2007 | 54,462.36 |
| * BRAZIER, RICHARD GORDON | C B YORK ALT HS | .08-01-2007 | 32.06 | 07-08-2007 | 40,622.40 |
| * BRAZLEY CAIN, GERALDINE | HENSON | .07-02-2007 | 34.04 | 06-30-2007 | 48,049.92 |
| * BRENNAN, ARLENE RAE | OGDEN | .07-02-2007 | 22.61 | 06-30-2007 | 30,730.80 |
| * BREWER, JACQUELINE ANN | HAUGAN | .07-02-2007 | 34.43 | 06-30-2007 | 44,958.00 |
| * BREZILL, KASSANDRA RAINGE | INGLEWOOD ACAD H | .07-02-2007 | 33.74 | 06-30-2007 | 38,687.04 |
| * BRIDGERS, RUTH ELIZABETH | LINCOLN PARK H S | .07-02-2007 | 33.43 | 06-30-2007 | 52,632.36 |
| * BRIGHT, ANITTA | HIGH SCHOOL ATTENDA | .07-02-2007 | 33.38 | 06-30-2007 | 35,711.28 |
| * BRIGHT, MARILYNN CYNTHIA | LOVETT | .07-02-2007 | 25.61 | 06-30-2007 | 38,172.12 |
| * BRITT, MARY HELEN | C-W EDUC GENERAL | .07-02-2007 | 33.48 | 06-30-2007 | 48,120.72 |
| * BROOKENS, DONNA JOYCE | SOUTH LOOP | .07-02-2007 | 12.09 | 06-30-2007 | 13,738.80 |
| * BROOKS, LEATHA A | MARSH | .08-01-2007 | 35.33 | 07-08-2007 | 76,099.20 |
| * BROOKS, SHARLEAN | RAY | .07-02-2007 | 34.18 | 06-30-2007 | 48,125.52 |

Optional Service Retirement Pensions (continued) 07/01/07 thru 08/31/07

| Name of Member | School or Final Status | 1st Check Date | Years of Service | Effective Date | Annual Pension |
|-----------------------------|------------------------|----------------|------------------|----------------|----------------|
| * BROWN, BEVERLY T | DAVIS ACAD | .07-02-2007 | 35.16 | 06-30-2007 | 43,965.24 |
| * BROWN, EDWIN JOSEPH | CVS ACHIEVE ACAD | .08-01-2007 | 42.13 | 07-08-2007 | 67,329.48 |
| * BROWN, GAYLE H | YOUNG MAGNET H S | .07-02-2007 | 43.83 | 06-30-2007 | 52,068.24 |
| * BROWN, GLORIA ELAINE | YOUNG MAGNET H S | .07-02-2007 | 25.15 | 06-30-2007 | 35,448.00 |
| * BROWN, JESSIE MAE | LAVIZZO ELEMENTAR | .07-02-2007 | 34.46 | 06-30-2007 | 44,913.12 |
| * BROWN, JOYCE VALERIA | HS DEVELOPMENT | .08-01-2007 | 37.70 | 07-08-2007 | 67,344.72 |
| * BROWN, LAVERNE | TURNER-DREW LANG | .07-02-2007 | 35.19 | 06-30-2007 | 46,961.52 |
| * BROWN, MARY CHRISTINE | LAWRENCE | .07-02-2007 | 20.79 | 06-30-2007 | 23,657.88 |
| * BROWN, PATRICIA MARIE | H B STOWE | .07-02-2007 | 20.19 | 06-30-2007 | 28,218.48 |
| * BROWN, PHYLLIS | BROWN ACADEMY | .08-01-2007 | 35.93 | 07-08-2007 | 84,855.96 |
| * BROWN, SANDRA JEAN | DALEY ACAD | .07-02-2007 | 33.69 | 06-30-2007 | 36,810.72 |
| * BROWN, VELMA B | C-W SPEC SVCS SUP | .07-02-2007 | 33.26 | 06-30-2007 | 60,524.52 |
| * BROWN, WILLIAM L | PARKSIDE COMM ACA | .07-02-2007 | 36.33 | 06-30-2007 | 49,769.04 |
| * BROWN-KELLY, SYRACUSE | SMITH | .07-02-2007 | 32.29 | 06-30-2007 | 41,142.12 |
| * BROWN-WALKER, ORA S | GRESHAM | .07-02-2007 | 34.45 | 06-30-2007 | 53,542.68 |
| * BRUCE, CORINE | CORLISS H S | .07-02-2007 | 22.78 | 06-30-2007 | 36,145.56 |
| * BRUD-WESSELHOFF, JUDITH | FERNWOOD | .07-02-2007 | 33.96 | 06-30-2007 | 50,624.52 |
| * BRUMFIELD, HATTIE M | HAUGAN | .07-02-2007 | 43.11 | 06-30-2007 | 52,584.72 |
| * BRUNSON, SAUNDRA L | C-W SPEC SVCS SUP | .07-02-2007 | 36.66 | 06-30-2007 | 51,805.92 |
| * BRYANT-SAMUELS, MELVA | INSTR DES & ASSESS | .08-01-2007 | 34.11 | 07-08-2007 | 75,313.32 |
| * BUBAK, MARY FRANCES | FALCONER | .07-02-2007 | 28.41 | 06-30-2007 | 40,575.96 |
| * BUCKINGHAM, JULIA ANN | PHILLIPS ACAD | .07-02-2007 | 34.57 | 06-30-2007 | 51,432.60 |
| * BUCKLEY, MARY PATRICIA | C-W SPEC SVCS SUP | .07-02-2007 | 26.33 | 06-30-2007 | 39,630.96 |
| * BUCZYNA, LINDA ANN | SCHURZ H S | .07-02-2007 | 33.71 | 06-30-2007 | 43,275.00 |
| * BUFFORD, MILDRED N | BANNEKER | .07-02-2007 | 17.18 | 06-30-2007 | 24,556.80 |
| * BUFORD-GAGE, JACQUELINE J | FARREN | .08-01-2007 | 34.49 | 07-08-2007 | 89,494.08 |
| * BUKOWSKI, RICHARD STAN | YOUNG MAGNET H S | .07-02-2007 | 23.07 | 06-30-2007 | 36,828.72 |
| * BULLOCK, CLAUDIA | GOUDY | .07-02-2007 | 33.77 | 06-30-2007 | 36,853.32 |
| * BURKS, ETHEL MAE | ERICSON | .07-02-2007 | 36.84 | 06-30-2007 | 51,345.84 |
| * BURKS-JOHNSON, BEVERLY | GAGE PARK H S | .07-02-2007 | 35.17 | 06-30-2007 | 52,329.84 |
| * BURNETTE, JUNE ELLA | CURIE METRO H S | .07-02-2007 | 34.69 | 06-30-2007 | 53,672.04 |
| * BUSH, JIMMIE | HIRSCH METRO H S | .07-02-2007 | 34.64 | 06-30-2007 | 52,585.68 |
| * BUTLER, DORTHA DEAN | FENGER ACAD H S | .07-02-2007 | 26.81 | 06-30-2007 | 29,450.76 |
| * BUTTERFIELD, JOHN A | MATHER H S | .08-01-2007 | 39.26 | 07-08-2007 | 96,329.88 |
| * BYAS, RITA LOUISE | C-W EDUC GENERAL | .08-01-2007 | 34.25 | 07-08-2007 | 69,765.96 |
| * BYRD, GERALDINE MARIE | C B YORK ALT HS | .08-01-2007 | 34.33 | 07-08-2007 | 56,389.80 |
| * BYRNE, KATHLEEN CLARE | C-W SPEC SVC IN/A | .07-02-2007 | 35.73 | 06-30-2007 | 54,646.80 |
| * CABRERA, RALPH | ZAPATA ACADEMY | .07-02-2007 | 34.32 | 06-30-2007 | 42,737.40 |
| * CADAVID, VICTORIA | PICKARD | .08-01-2007 | 32.11 | 07-08-2007 | 94,076.64 |
| * CAGE, CHERYL EILEEN | NEIL | .07-02-2007 | 36.44 | 06-30-2007 | 54,773.88 |
| * CALHOUN, JOAN | JOYNER CPC | .07-02-2007 | 35.22 | 06-30-2007 | 51,874.56 |
| * CALLOWAY, GEORGE | COLLINS H S | .08-01-2007 | 22.81 | 07-08-2007 | 29,275.32 |
| * CALLOWAY, SHIRLEY A | MANLEY CAREER ACA | .07-02-2007 | 33.87 | 06-30-2007 | 36,698.40 |
| * CALTAGIRONE, MARGARET | DIRKSEN | .07-02-2007 | 35.82 | 06-30-2007 | 53,667.24 |
| * CALURIS, JANET E | PETERSON | .07-02-2007 | 34.06 | 06-30-2007 | 52,389.96 |
| * CAMPBELL, JAMES DENNIS | MONTEFIORE SPECIA | .08-01-2007 | 32.53 | 07-08-2007 | 61,022.28 |
| * CAMPORESE, GELINDO BRUNO | SULLIVAN H S | .07-02-2007 | 34.60 | 06-30-2007 | 48,162.12 |
| * CANDIA, LAWRENCE EARL | PHILLIPS ACAD | .07-02-2007 | 34.57 | 06-30-2007 | 54,447.72 |
| * CANDIOTO, FRANK M | FOREMAN H S | .08-01-2007 | 39.26 | 07-08-2007 | 93,318.60 |
| * CANEPA, DAVID JOSEPH | YOUNG MAGNET H S | .07-02-2007 | 31.94 | 06-30-2007 | 41,424.12 |

Optional Service Retirement Pensions (continued) 07/01/07 thru 08/31/07

| Name of Member | School or Final Status | 1st Check Date | Years of Service | Effective Date | Annual Pension |
|-----------------------------|------------------------|----------------|------------------|----------------|----------------|
| * CANEPA, PATRICIA ANN | .LINCOLN | .07-02-2007 | 37.10 | 06-30-2007 | 46,572.00 |
| * CANNELLA, JACQUELINE | .TWIN | .07-02-2007 | 34.28 | 06-30-2007 | 46,957.32 |
| * CANTRELL, MARGARET LABA | .BEARD | .07-02-2007 | 35.35 | 06-30-2007 | 50,251.80 |
| * CANTY, SANDRA L | .FUNSTON | .07-02-2007 | 34.36 | 06-30-2007 | 47,985.36 |
| * CAREY, CAROL ANN | .LINCOLN | .08-01-2007 | 21.53 | 06-30-2007 | 30,417.60 |
| * CAREY, MARY PATRICIA | .C-W SPEC SVC IN/A | .07-02-2007 | 18.45 | 06-30-2007 | 26,903.04 |
| * CARLISLE, MARY ANN | .HARPER H S | .08-01-2007 | 42.18 | 07-08-2007 | 69,048.00 |
| * CARLSON, MARGARET ANN | .HENRY | .07-02-2007 | 33.94 | 06-30-2007 | 50,251.80 |
| * CARO, TONI ANTONIA TARUN | .C-W SPEC SVCS SUP | .07-02-2007 | 31.52 | 06-30-2007 | 49,512.96 |
| * CARPENTER, JANICE JOY | .CURIE METRO H S | .07-02-2007 | 35.50 | 06-30-2007 | 49,106.64 |
| * CARPENTER, NANCY ELIZABET | .MCCORKLE | .07-02-2007 | 35.02 | 06-30-2007 | 50,692.80 |
| * CARR, VELVA J | .TONTI | .08-01-2007 | 35.01 | 06-30-2007 | 46,957.32 |
| * CARRINGTON, MARY L | .DUNBAR VOC H S | .08-01-2007 | 35.69 | 07-08-2007 | 77,144.64 |
| * CARSON, GWENDOLYN H | .BOGAN TECH H S | .07-02-2007 | 39.21 | 06-30-2007 | 52,329.84 |
| * CARTER, CATHALINE GRAY | .HUBBARD H S | .07-02-2007 | 33.75 | 06-30-2007 | 50,043.48 |
| * CARTER, JOYCE ANN | .MIRELES | .07-02-2007 | 35.96 | 06-30-2007 | 50,247.36 |
| * CARTER, OADIE CORNELIUS | .DUMAS | .07-02-2007 | 34.78 | 06-30-2007 | 49,003.68 |
| * CARTER-HILL, NANCY | .AREA INST OFFICE | .08-01-2007 | 34.92 | 07-08-2007 | 102,736.44 |
| * CARUSO, RITA VERONICA | .COOPER | .07-02-2007 | 9.54 | 06-30-2007 | 11,607.48 |
| * CARUSO, RONALD RALPH | .HOLDEN | .07-02-2007 | 37.17 | 06-30-2007 | 54,144.72 |
| * CARWELL, VIVIAN B | .DOOLITTLE EAST | .07-02-2007 | 34.76 | 06-30-2007 | 50,269.92 |
| * CASALETTO, JOAN EVELYN | .HAUGAN | .07-02-2007 | 30.14 | 06-30-2007 | 46,712.28 |
| * CASEY, CHERYL MARIE | .HAINES | .07-02-2007 | 21.13 | 06-30-2007 | 20,603.52 |
| * CASEY, MARY PATRICIA | .SCHURZ H S | .07-02-2007 | 38.84 | 06-30-2007 | 49,111.08 |
| * CASEY, WILLIAM J | .DUMAS | .07-02-2007 | 44.47 | 06-30-2007 | 51,255.72 |
| * CASH, CAROLE MARCIA | .C-W SPEC SVCS SUP | .07-02-2007 | 25.28 | 06-30-2007 | 38,265.60 |
| * CASPER, ELIZABETH | .WALSH | .07-02-2007 | 37.50 | 06-30-2007 | 48,872.28 |
| * CASWELL, JOAN ELAINE | .TALCOTT | .07-02-2007 | 34.74 | 06-30-2007 | 51,454.68 |
| * CAVALIERE, EDWARD JOSEPH | .ZAPATA ACADEMY | .07-02-2007 | 36.91 | 06-30-2007 | 53,542.68 |
| * CEGIELSKI, PATRICIA ANN | .STEWART | .08-01-2007 | 26.25 | 07-13-2007 | 38,091.48 |
| * CHAMBERS, KIMBERLY C | .CHICAGO AGR H S | .07-02-2007 | 35.36 | 06-30-2007 | 47,073.84 |
| * CHANDLER, EVELYN MARIE | .C B YORK ALT HS | .08-01-2007 | 22.38 | 07-08-2007 | 37,440.72 |
| * CHANDLER, JAMES C | .NASH | .08-01-2007 | 21.44 | 07-07-2007 | 29,471.40 |
| * CHANEY, EWERN | .LANE TECH H S | .07-02-2007 | 44.96 | 06-30-2007 | 48,049.92 |
| * CHAPLIN, DONNA JEAN | .NASH | .07-02-2007 | 33.96 | 06-30-2007 | 49,106.64 |
| * CHARLESTON, VERNITO | .HARPER H S | .07-02-2007 | 35.05 | 06-30-2007 | 59,065.80 |
| * CHEERS, GLORIA ANGELINE | .FULTON | .07-02-2007 | 32.13 | 06-30-2007 | 49,038.00 |
| * CHERRY, LEE E | .GARVEY | .07-02-2007 | 11.24 | 06-30-2007 | 12,680.28 |
| * CHESLER, ENID ELAINE | .VAUGHN OCC H S | .07-02-2007 | 34.13 | 06-30-2007 | 48,049.92 |
| * CHESLER, PAUL LEE | .GRAY | .07-01-2007 | 37.96 | 06-30-2007 | 52,566.72 |
| * CHEW, LESLIE | .KENWOOD ACAD H S | .07-02-2007 | 31.03 | 06-30-2007 | 30,215.52 |
| * CHILDERS, ROSEMARY | .MILTON BRUNSON | .08-01-2007 | 34.41 | 07-08-2007 | 88,285.92 |
| * CHILIS, KATHRYN JAMES | .DISNEY MAGNET | .07-02-2007 | 37.53 | 06-30-2007 | 50,364.60 |
| * CHIN, WAN TING | .EDUC TO CAREERS | .08-01-2007 | 33.93 | 07-08-2007 | 68,953.44 |
| * CHINSKY, MARSHA YVETTE | .CAMERON | .07-02-2007 | 33.69 | 06-30-2007 | 38,571.72 |
| * CHIRILLO, BARBARA JEAN | .KINZIE SCHOOL | .07-02-2007 | 34.30 | 06-30-2007 | 45,987.84 |
| * CHIRILLO, CHARLES MICHAEL | .KENNEDY H S | .07-02-2007 | 34.60 | 06-30-2007 | 51,549.84 |
| * CHMIEL, ROBERT MICHAEL | .PROSSER CAREER AC | .07-01-2007 | 38.66 | 06-30-2007 | 60,003.72 |
| * CHOWANSKI-DOTY, CHRISTINE | .C-W SPEC SVCS SUP | .07-02-2007 | 30.34 | 06-30-2007 | 39,869.88 |
| * CHRISTIEL, CAROLYN M | .KOHN | .07-02-2007 | 33.97 | 06-30-2007 | 46,134.36 |

Optional Service Retirement Pensions (continued) 07/01/07 thru 08/31/07

| Name of Member | School or Final Status | 1st Check Date | Years of Service | Effective Date | Annual Pension |
|-----------------------------|------------------------|----------------|------------------|----------------|----------------|
| * CHRISTMAS, VICTORIA ANN | BARNARD | .07-02-2007 | 33.82 | 06-30-2007 | 41,311.92 |
| * CHRUSCIEL, MILLICENT ANN | C-W SPEC SVCS SUP | .07-02-2007 | 34.39 | 06-30-2007 | 53,679.00 |
| * CICHOWSKI, ANDREW ANTHON | MIRELES | .07-02-2007 | 34.10 | 06-30-2007 | 41,484.72 |
| * CITTADINE, ELIZABETH L | HS DEVELOPMENT | .08-01-2007 | 40.93 | 07-08-2007 | 85,090.92 |
| * CLAM, CHARLES MICHAEL | LEE | .07-02-2007 | 34.87 | 06-30-2007 | 53,159.28 |
| * CLANCY, GLORIA KATHERINE | CHRISTOPHER | .07-02-2007 | 34.20 | 06-30-2007 | 47,423.76 |
| * CLANCY, MARY ANN | CANTY | .08-01-2007 | 35.14 | 07-08-2007 | 63,456.24 |
| * CLANCY-WALKER, MARY | CARROLL | .07-02-2007 | 24.73 | 06-30-2007 | 37,953.12 |
| * CLAYTON, BRENDA S | SOUTH CHICAGO COM | .08-01-2007 | 28.93 | 07-08-2007 | 50,997.12 |
| * CLAYTON, LOLITA | TAFT H S | .07-02-2007 | 35.78 | 06-30-2007 | 56,049.60 |
| * CLEMONS, EDNA | DUNNE | .07-02-2007 | 36.91 | 06-30-2007 | 53,667.24 |
| * CLOUTIER, ARLENE MARY | ELLINGTON | .07-02-2007 | 29.26 | 06-30-2007 | 38,614.68 |
| * COATS, RUBY LEE | HURLEY | .08-01-2007 | 33.69 | 07-08-2007 | 90,918.96 |
| * COBB, TERESA ARLENE | LAKE VIEW H S | .07-02-2007 | 33.83 | 06-30-2007 | 47,125.44 |
| * COFFEY, AGNES B | PECK | .07-02-2007 | 20.51 | 06-30-2007 | 28,187.16 |
| * COHEN, JUDITH F | C-W SPEC SVCS SUP | .08-01-2007 | 36.54 | 06-30-2007 | 56,312.64 |
| * COHEN, ROSALYN | MASON | .08-01-2007 | 34.17 | 07-08-2007 | 57,155.64 |
| * COLBURN, TIMOTHY R | ROBESON H S | .07-02-2007 | 36.06 | 06-30-2007 | 53,004.24 |
| * COLE, CHRISTINE S | C-W SPEC SVC IN/A | .08-01-2007 | 34.31 | 07-08-2007 | 73,617.96 |
| * COLEMAN, CELIA HELEN | BANNEKER | .08-01-2007 | 36.77 | 07-08-2007 | 85,813.44 |
| * COLEMAN, MARTHA JEAN | WASHINGTON H S | .07-02-2007 | 36.41 | 06-30-2007 | 49,106.64 |
| * COLEMAN, PAMELA E | RUGGLES | .07-02-2007 | 33.97 | 06-30-2007 | 51,345.84 |
| * COLEMAN, STEPHANYE D | EVERETT | .07-02-2007 | 34.63 | 06-30-2007 | 50,247.36 |
| * COLLIER, VERSOAL L | LIONEL HAMPTON | .07-02-2007 | 34.63 | 06-30-2007 | 48,430.20 |
| * COLLINS, ADRIAN W | KENWOOD ACAD H S | .07-02-2007 | 35.65 | 06-30-2007 | 48,989.40 |
| * COLLINS, CAROLE ANN | DAWES | .07-01-2007 | 31.12 | 06-30-2007 | 49,631.88 |
| * COLLINS, CAROLYN LEE | NEIL | .08-01-2007 | 33.72 | 06-30-2007 | 42,004.20 |
| * COLLINS, ELSIE P | WOODS ACADEMY | .07-02-2007 | 20.30 | 06-30-2007 | 28,439.40 |
| * COLTRINARI, RICHARD | COLLINS H S | .07-02-2007 | 26.20 | 06-30-2007 | 38,702.64 |
| * CONDUS, MARIA | C-W SPEC SVC IN/A | .08-01-2007 | 35.89 | 07-08-2007 | 81,309.12 |
| * CONNOLLY, MAUREEN JOSEPHI | KELLOGG | .08-01-2007 | 22.38 | 07-08-2007 | 55,687.68 |
| * CONROY, KATHLEEN ANN | DEWEY CPC | .07-02-2007 | 31.52 | 06-30-2007 | 50,550.60 |
| * COOK, HELEN C | COLLINS H S | .08-01-2007 | 41.10 | 06-30-2007 | 50,063.52 |
| * COOLEY-CREAMER, MARGARET | MCKAY | .07-02-2007 | 34.93 | 06-30-2007 | 52,566.72 |
| * COOPER, EVELYN YVONNE | FARRAGUT CAREER A | .07-02-2007 | 29.64 | 06-30-2007 | 46,066.20 |
| * COPE-HOUSEWORTH, CONNIE S | DAVIS | .07-02-2007 | 28.64 | 06-30-2007 | 29,490.12 |
| * COPELAND, MILDRED M | RYERSON | .07-02-2007 | 38.11 | 06-30-2007 | 49,322.28 |
| * CORPUS, ELSA CLARIDAD | C-W SPEC SVCS SUP | .07-02-2007 | 34.23 | 06-30-2007 | 51,730.92 |
| * CORREA, LOUIS ALFREDO | ROOSEVELT H S | .07-02-2007 | 31.95 | 06-30-2007 | 54,062.52 |
| * COSBY, SUSAN JAY | JUAREZ COMM ACAD | .07-02-2007 | 22.30 | 06-30-2007 | 37,104.24 |
| COX, GWENDA MAJORS | MANLEY CAREER ACA | .08-01-2007 | 10.65 | 06-30-2006 | 12,301.32 |
| * CRAIG, MELDINA | C-W SPEC SVCS SUP | .08-01-2007 | 36.56 | 07-08-2007 | 60,075.96 |
| * CRAWFORD, KATHRYN E | MARCONI COMM ACAD | .07-02-2007 | 34.04 | 06-30-2007 | 50,247.36 |
| * CRISLER, BRUCE ALLEN | C-W EDUC GENERAL | .07-02-2007 | 33.97 | 06-30-2007 | 48,451.56 |
| * CRISLER, JOAN DAMERON | C-W SCHLS & REGIO | .08-01-2007 | 34.80 | 07-08-2007 | 94,071.84 |
| * CROSBY, SANDRA JOYCE | AREA INST OFFICE | .08-01-2007 | 34.03 | 07-08-2007 | 101,464.44 |
| * CROWLEY, EILEEN FRANCES | CARPENTER | .07-02-2007 | 33.18 | 06-30-2007 | 52,507.68 |
| * CRUDUP, ARTHUR JAMES | LANE TECH H S | .07-02-2007 | 34.29 | 06-30-2007 | 52,208.04 |
| * CUATCHON, BARBARA ANN | CASALS PABLO | .08-01-2007 | 31.86 | 07-08-2007 | 39,990.60 |
| * CUDECKI, VIRGINIA M | WALTER PAYTON | .07-02-2007 | 34.61 | 06-30-2007 | 50,654.16 |

Optional Service Retirement Pensions (continued) 07/01/07 thru 08/31/07

| Name of Member | School or Final Status | 1st Check Date | Years of Service | Effective Date | Annual Pension |
|----------------------------|-------------------------------|-----------------------|-------------------------|-----------------------|-----------------------|
| * CUMMINGS, DEBORAH SUEREN | .HINTON | .08-01-2007 | 37.67 | 07-08-2007 | 64,694.64 |
| * CUNIX, LESLIE LAZAR | .PULASKI ACADEMY | .07-02-2007 | 33.86 | 06-30-2007 | 36,504.00 |
| * CUNNINGHAM, TREVA MARIE | .JULIAN H S | .07-02-2007 | 30.79 | 06-30-2007 | 35,337.72 |
| * CUNY, MARY ALICE | .LEMOYNE | .07-02-2007 | 33.84 | 06-30-2007 | 46,656.60 |
| * CURRAN, DENIS PATRICK | .MCCUTCHEON | .08-01-2007 | 16.25 | 06-25-2006 | 26,129.28 |
| * CURRIERE, ANN CAROL | .SCHURZ H S | .07-02-2007 | 38.18 | 06-30-2007 | 53,547.48 |
| * CZAJA, FRANK WILLIAM | .LANE TECH H S | .07-02-2007 | 35.14 | 06-30-2007 | 48,884.28 |
| * CZARNY, CASIMIR GEORGE | .HANCOCK H S | .07-02-2007 | 36.20 | 06-30-2007 | 48,439.68 |
| * DABNER, RONALD HAYWARD | .COLLINS H S | .07-02-2007 | 24.27 | 06-30-2007 | 33,365.64 |
| * DALICANDRO, REGINA | .MATHER H S | .07-02-2007 | 36.73 | 06-30-2007 | 50,828.16 |
| * DALTON, DAVID ALLAN | .GRIMES | .08-01-2007 | 34.83 | 07-08-2007 | 85,895.64 |
| * DALTON, TIMOTHY JOHN | .C B YORK ALT HS | .08-01-2007 | 36.06 | 07-08-2007 | 58,565.76 |
| * DANGERFIELD, FLORA ELIZA | .GARY | .08-01-2007 | 34.22 | 07-08-2007 | 95,837.52 |
| * DANIEL, PHALA T | .TECHNOLOGY SVCS | .08-01-2007 | 19.16 | 07-08-2007 | 29,851.56 |
| DANIEL, ROSETTA A | .MANLEY CAREER ACA | .07-01-2007 | 18.88 | 06-14-2007 | 25,322.16 |
| * DANIEL GRIFFIN, JAMES | .C-W SPEC SVCS SUP | .07-02-2007 | 26.55 | 06-30-2007 | 35,571.00 |
| * DANIELS, DIANE | .MIRELES | .07-02-2007 | 35.05 | 06-30-2007 | 46,849.44 |
| * DANZEY, CHARLOTTE A | .ROOSEVELT H S | .07-02-2007 | 36.87 | 06-30-2007 | 46,654.56 |
| * DAQUILANTE, EILEEN MARIE | .BATEMAN | .07-02-2007 | 20.75 | 06-30-2007 | 32,347.44 |
| * DARLING, ANNIE LEE | .CHICAGO VOCATIONA | .07-02-2007 | 31.64 | 06-30-2007 | 41,478.48 |
| * DASE, MARY JEAN | .ROBESON H S | .07-02-2007 | 33.30 | 06-30-2007 | 54,985.08 |
| * DASKO, GLORIA P | .CORKERY | .07-02-2007 | 33.69 | 06-30-2007 | 38,857.08 |
| * DAVIE, NATHA L | .CITY WIDE LITERACY | .07-02-2007 | 39.73 | 06-30-2007 | 51,345.84 |
| * DAVIS, BARBARA J | .SUB TEACHER POSTAL | .08-01-2007 | 21.43 | 06-30-2007 | 14,301.36 |
| * DAVIS, ESCENIATH J | .OWENS COMM ACAD | .08-01-2007 | 35.90 | 07-08-2007 | 72,603.48 |
| * DAVIS, GERALDINE TERESA | .CLARK MIDDLE | .08-01-2007 | 33.74 | 06-30-2007 | 43,128.72 |
| * DAVIS, HARRY SHANE | .KENWOOD ACAD H S | .07-02-2007 | 34.06 | 06-30-2007 | 53,643.84 |
| * DAVIS, JACQUELINE ELAINE | .C-W SPEC SVC IN/A | .08-01-2007 | 24.00 | 07-08-2007 | 26,309.52 |
| * DAVIS, RHONDA EILEEN | .CALUMET ACAD H S | .07-02-2007 | 34.48 | 06-30-2007 | 45,971.28 |
| * DAVIS, RITA DENISE | .FARADAY | .07-02-2007 | 22.70 | 06-30-2007 | 23,568.48 |
| * DAVIS, ROSALYN B | .MCKAY | .07-02-2007 | 32.18 | 06-30-2007 | 28,292.04 |
| * DAVIS, STEPHANIE | .FORT DEARBORN | .07-02-2007 | 33.92 | 06-30-2007 | 39,329.88 |
| * DAVIS, VOYIA | .PARKER COMM ACAD | .08-01-2007 | 33.21 | 07-08-2007 | 65,956.32 |
| * DAVIS, WILLIAM MC KINLEY | .SCH & COMM RELS | .08-01-2007 | 35.15 | 07-08-2007 | 69,594.48 |
| * DAVIS GAMBLES, JOYCE | .TILDEN H S | .07-02-2007 | 34.08 | 06-30-2007 | 61,772.04 |
| * DAWSON, BEVERLY | .MADISON | .07-02-2007 | 35.94 | 06-30-2007 | 48,049.92 |
| * DAWSON, ROSEMARY | .CALUMET ACAD H S | .07-02-2007 | 35.11 | 06-30-2007 | 53,672.04 |
| * DE LA TORRE, FABIA | .DARWIN | .07-02-2007 | 23.83 | 06-30-2007 | 29,296.20 |
| * DEAN, ROBERTA | .MULTICULTURAL ARTS | .07-02-2007 | 27.54 | 06-30-2007 | 37,548.72 |
| * DECARLO, MARY B | .C-W SPEC SVC IN/A | .07-02-2007 | 28.63 | 06-30-2007 | 45,071.40 |
| * DECHATELET, MARY ANN | .EBERHART | .07-02-2007 | 23.06 | 06-30-2007 | 32,499.84 |
| * DEDES, CHRISOULA | .TAFT H S | .07-02-2007 | 33.79 | 06-30-2007 | 39,351.24 |
| * DEJNOWSKI, ARLENE P | .TURNER-DREW LANG | .07-02-2007 | 39.18 | 06-30-2007 | 48,989.40 |
| * DELANCEY, DARYL JEROME | .LUTHER HS - SOUTH | .08-01-2007 | 21.93 | 07-02-2007 | 30,211.32 |
| * DELCORIO, ROBERT C | .CARVER MIDDLE | .08-01-2007 | 32.30 | 06-30-2007 | 45,628.08 |
| * DELITKO, PHYLLIS M | .MARQUETTE, JAMES | .07-02-2007 | 20.61 | 06-30-2007 | 32,350.20 |
| * DELONEY, PATRICIA ARLENE | .CRANE TECH H S | .08-01-2007 | 36.43 | 07-08-2007 | 73,100.52 |
| * DENMARK, LUCILLE | .REED | .08-01-2007 | 20.94 | 07-08-2007 | 42,617.52 |
| * DENT, LORETTA | .OVERTON | .08-01-2007 | 36.38 | 07-08-2007 | 83,111.76 |
| * DERON-HEAD, KAREN | .ARMOUR | .07-02-2007 | 36.96 | 06-30-2007 | 52,305.00 |

Optional Service Retirement Pensions (continued) 07/01/07 thru 08/31/07

| Name of Member | School or Final Status | 1st Check Date | Years of Service | Effective Date | Annual Pension |
|-----------------------------|------------------------|----------------|------------------|----------------|----------------|
| * DESAI, JYOTIBEN YOGENDRA | SCHOOL OF TECH | .07-02-2007 | 31.71 | 06-30-2007 | 48,477.00 |
| * DESKOVICH, MARY | STEINMETZ A C | .07-01-2007 | 33.95 | 06-30-2007 | 41,358.36 |
| * DESMOND, MARY | SUTHERLAND | .07-02-2007 | 35.96 | 06-30-2007 | 54,469.08 |
| * DESPOTES, LEANN M | LINCOLN | .07-02-2007 | 37.02 | 06-30-2007 | 50,247.36 |
| * DEUTSCHMAN, MARGARET L | GOETHE | .08-01-2007 | 35.86 | 07-08-2007 | 79,444.44 |
| * DEVINE, RICHARD JOHN | CALUMET ACAD H S | .08-01-2007 | 32.03 | 06-30-2007 | 46,138.32 |
| * DEVITA, MARGARET LYNN | SHIELDS | .07-02-2007 | 35.33 | 06-30-2007 | 48,047.16 |
| * DIAMOND, SUSAN ELLEN | TALCOTT | .08-01-2007 | 25.98 | 06-30-2007 | 37,128.96 |
| * DICK, CHARLENE ROSALYN | GALLISTEL LANG AC | .07-02-2007 | 22.41 | 06-30-2007 | 32,282.28 |
| * DILL, HENRY | COLLINS H S | .08-01-2007 | 20.94 | 06-30-2007 | 28,849.20 |
| * DILLINGHAM, GLENDA F | C-W SPEC SVCS SUP | .08-01-2007 | 34.23 | 07-08-2007 | 63,965.16 |
| * DILLON, ELOISE | BATEMAN | .07-02-2007 | 35.33 | 06-30-2007 | 46,957.32 |
| * DITTEMORE, GEORGE FREDERI | SULLIVAN H S | .07-02-2007 | 36.91 | 06-30-2007 | 48,751.44 |
| * DIXON, PHYLLIS | CURTIS | .07-02-2007 | 35.70 | 06-30-2007 | 50,627.28 |
| * DOBZYN, MARGARET ANN | HENRY | .07-02-2007 | 15.75 | 06-30-2007 | 22,252.68 |
| * DOHR, JOHN A | JEFFERSON N | .08-01-2007 | 7.59 | 07-08-2007 | 10,145.88 |
| * DOLEJSI, JOANNE RETTA | MANLEY CAREER ACA | .07-02-2007 | 38.01 | 06-30-2007 | 48,419.52 |
| * DOLES, LUCINDA WHITE | C-W SPEC SVCS SUP | .07-02-2007 | 15.52 | 06-30-2007 | 23,164.32 |
| * DOMANOWSKI, DOROTHY | YOUNG MAGNET H S | .07-02-2007 | 16.76 | 06-30-2007 | 26,603.16 |
| * DOMBROWSKI, MARY KAY | PICCOLO ELEMENTAR | .07-02-2007 | 21.65 | 06-30-2007 | 21,533.64 |
| * DONALD, SANDRA VERNICE | ENGLEWOOD ACAD H | .07-02-2007 | 34.33 | 06-30-2007 | 43,601.16 |
| DONNELLY, GAYLE HELEN | LLOYD | .08-31-2007 | 12.58 | 08-30-2006 | 14,424.96 |
| * DORAN, RICHARD BERNARD | LIBBY | .07-02-2007 | 31.75 | 06-30-2007 | 42,313.68 |
| * DORINE GARRETT, LILLIAM | GOODLOW MAGNET | .07-02-2007 | 32.93 | 06-30-2007 | 38,750.04 |
| * DORSEN-TERMAN, SANDRA | VON STEUBEN METRO | .07-02-2007 | 23.01 | 06-30-2007 | 31,612.44 |
| * DORSEY, CHARLENE | KENNEDY H S | .07-02-2007 | 34.48 | 06-30-2007 | 42,524.52 |
| * DOUGLAS, LEOLA | DOOLITTLE EAST | .07-02-2007 | 19.66 | 06-30-2007 | 27,013.56 |
| * DOUKAS, MARLENE HELEN | AVONDALE | .07-02-2007 | 25.39 | 06-30-2007 | 34,585.56 |
| * DOYLE WARD, SHARON | GRAY | .07-02-2007 | 34.36 | 06-30-2007 | 51,345.84 |
| * DRELIOS, GEORGE A | C-W SPEC SVCS SUP | .08-01-2007 | 35.12 | 07-08-2007 | 68,754.12 |
| * DREW, JOHN PATRICK | CALDWELL | .07-02-2007 | 36.41 | 06-30-2007 | 52,051.80 |
| * DREW, THOMAS EDWARD | LAWNDALE COMM ACA | .07-02-2007 | 33.89 | 06-30-2007 | 40,639.44 |
| * DRYER, SHARON A | CHGO MILITARY ACA | .08-01-2007 | 35.51 | 07-08-2007 | 72,290.40 |
| * DUBOFF, SHARI MELINDA | GRAHAM | .08-01-2007 | 34.21 | 07-08-2007 | 55,643.52 |
| * DUDCZYK, MARYRUTH | SAWYER | .07-02-2007 | 36.80 | 06-30-2007 | 53,669.16 |
| * DUGGAN KLINKERT, EILEEN | CALDWELL | .07-02-2007 | 34.07 | 06-30-2007 | 54,569.76 |
| * DUGROT, MARJORIE ANN | YOUNG MAGNET H S | .07-02-2007 | 37.33 | 06-30-2007 | 52,891.68 |
| * DUKES, SHIRLEY REESE | AREA INST OFFICE | .08-01-2007 | 38.93 | 07-08-2007 | 79,624.68 |
| * DUNMORE, PRISCILLA | JENNER | .07-02-2007 | 36.42 | 06-30-2007 | 48,989.40 |
| * DUNN, BRENDA JOYCE | OGLESBY | .07-02-2007 | 19.73 | 06-30-2007 | 24,330.24 |
| * DUNN, STEPHANIE E | BURKE | .08-01-2007 | 35.65 | 07-08-2007 | 84,829.56 |
| * DURHAM, NEDRA A | OWENS COMM ACAD | .07-02-2007 | 34.23 | 06-30-2007 | 50,247.36 |
| * DURR, JOCELYN SAVANNAH | SCHOOLS & REGIONS | .08-01-2007 | 15.08 | 07-08-2007 | 27,079.80 |
| * DUSEK, CATHIE E | ROOSEVELT H S | .07-02-2007 | 34.50 | 06-30-2007 | 48,054.24 |
| * DUSEK, DENNIS D | CURIE METRO H S | .07-02-2007 | 34.94 | 06-30-2007 | 52,449.12 |
| * DZIEGINSKI, JOYCE ROBERTA | DAVIS ACAD | .07-02-2007 | 36.08 | 06-30-2007 | 48,049.92 |
| * EAVES, MARY GEDDIE | FARNSWORTH | .07-02-2007 | 20.27 | 06-30-2007 | 30,181.80 |
| * EBELING, ROBERT CHARLES | DE DIEGO COMM ACA | .07-02-2007 | 33.17 | 06-30-2007 | 52,620.00 |
| * ECHOLS, LINDA B | MADISON | .08-01-2007 | 34.23 | 07-08-2007 | 94,071.84 |
| * ECTOR, MARY V | CHICAGO TEACHERS UN | 08-01-2007 | 34.11 | 07-08-2007 | 61,412.88 |

Optional Service Retirement Pensions (continued) 07/01/07 thru 08/31/07

| Name of Member | School or Final Status | 1st Check Date | Years of Service | Effective Date | Annual Pension |
|-----------------------------|------------------------|----------------|------------------|----------------|----------------|
| * EDISON, DEBORAH DENISE | REAVIS | .07-02-2007 | 29.85 | 06-30-2007 | 23,292.84 |
| * EDISON, PAUL BIORN | KENNEDY H S | .07-02-2007 | 21.42 | 06-30-2007 | 25,813.32 |
| * EDLING, LOIS KAY | STEVENSON | .07-02-2007 | 34.79 | 06-30-2007 | 53,711.52 |
| * EDWARDS, ARNOLD ROBERT | SULLIVAN H S | .08-01-2007 | 21.02 | 06-30-2007 | 29,688.84 |
| * EELLS GUZIK, CAROL JANE | ATTUCKS | .07-02-2007 | 33.73 | 06-30-2007 | 39,813.12 |
| * EGAN, BARBARA LIZABETH | NOBEL | .07-02-2007 | 19.82 | 06-30-2007 | 27,996.12 |
| * EGAN, DONNA STARK | SHERIDAN MAGNET | .07-02-2007 | 34.19 | 06-30-2007 | 48,810.96 |
| * EHRlich, MARY DELLA | SAUCEDO SCHOL ACA | .07-02-2007 | 34.01 | 06-30-2007 | 52,205.28 |
| * EIRICH, PATRICIA | GOETHE | .07-02-2007 | 23.04 | 06-30-2007 | 31,654.44 |
| * ELAKKATT, JOHN C | SUB TEACHER POSTAL | .07-02-2007 | 7.98 | 06-30-2007 | 4,026.72 |
| * ELFINGER, MARTIN STEVEN | ROOSEVELT H S | .07-02-2007 | 34.58 | 06-30-2007 | 43,472.76 |
| * ELIZABETH FLAGG MERLINE | SMITH | .07-02-2007 | 34.33 | 06-30-2007 | 52,480.68 |
| * ELIZONDO, ELIZABETH | EVERGREEN ACAD | .08-01-2007 | 30.61 | 07-08-2007 | 79,981.68 |
| * ELLINGTON, ALVA B | HENDRICKS COMM AC | .07-02-2007 | 34.06 | 06-30-2007 | 46,957.32 |
| * ELLIS, CAROLYN CHERYL | MORTON CAREER ACA | .07-02-2007 | 35.11 | 06-30-2007 | 44,815.20 |
| * ERA-VIDAL, JUANA | WASHINGTON H S | .08-01-2007 | 25.11 | 07-08-2007 | 51,043.80 |
| * ESPOSITO, ROBERT FRANK | HUBBARD H S | .07-02-2007 | 26.75 | 06-30-2007 | 37,777.44 |
| * ESTES, ROBERT PAUL | GRAHAM TRAINING C | .07-02-2007 | 28.09 | 06-30-2007 | 40,958.16 |
| * ESTKA, EDMUND ANDREW | WHITNEY | .07-02-2007 | 31.79 | 06-30-2007 | 44,809.20 |
| * EVANS, LILY M | LAS CASAS OCC H S | .07-02-2007 | 37.44 | 06-30-2007 | 49,500.48 |
| * EVERS, LILIANA | FUNSTON | .08-01-2007 | 31.32 | 07-08-2007 | 65,973.36 |
| * EWING, GEORGE EDDIE | HOPE COLLEGE PREP | .07-02-2007 | 21.34 | 06-30-2007 | 23,608.44 |
| * FAHEY, PATRICK B | BOGAN TECH H S | .07-02-2007 | 33.80 | 06-30-2007 | 44,155.68 |
| * FALK, VIVIEN LYON | ALCOTT | .07-02-2007 | 33.98 | 06-30-2007 | 48,337.08 |
| * FANTIS, EDWARD PATRICK | NORTH-GRAND H.S. | .07-02-2007 | 34.93 | 06-30-2007 | 49,074.12 |
| * FARBER, LINDA BASS | AVONDALE | .07-02-2007 | 43.27 | 06-30-2007 | 48,054.24 |
| * FAY, MARILYN ELAINE | ERICSON | .07-02-2007 | 38.85 | 06-30-2007 | 48,049.92 |
| * FERGUSON, BARBARA | GWENDOLYN BROOKS | .07-02-2007 | 44.73 | 06-30-2007 | 50,185.68 |
| * FERNANDEZ, ISABEL | MOOS | .07-02-2007 | 29.83 | 06-30-2007 | 39,902.64 |
| * FIELDS, CYDNEY BETH | RAY | .08-01-2007 | 35.28 | 07-08-2007 | 97,144.80 |
| * FINN, DANIEL THOMAS | CARVER MILITARY | .07-02-2007 | 34.06 | 06-30-2007 | 48,411.12 |
| * FINN, TERESE ELIZABETH | C-W SPEC SVCS SUP | .07-02-2007 | 26.28 | 06-30-2007 | 35,259.72 |
| * FISHER, CAROL ANN | NATL TCHRS ACAD | .07-02-2007 | 34.91 | 06-30-2007 | 68,289.36 |
| * FISHER, MURRAY KEITH | SOUTHSIDE ACAD | .07-02-2007 | 33.99 | 06-30-2007 | 54,264.00 |
| * FITZGIBBONS, JOHN JOSEPH | MOSE VINES ACADEM | .07-02-2007 | 34.55 | 06-30-2007 | 60,374.04 |
| * FITZPATRICK, CYNTHIA FAYE | SCHILLER | .08-01-2007 | 37.05 | 07-08-2007 | 85,749.36 |
| * FLADGER, SALLIE MAE | HOPE COLLEGE PREP | .07-02-2007 | 35.61 | 06-30-2007 | 52,329.84 |
| * FLESCH, MARY C | C-W SPEC SVC IN/A | .07-02-2007 | 35.22 | 06-30-2007 | 52,432.80 |
| * FLORES, SILVIA MERCEDES | BURBANK | .07-02-2007 | 27.90 | 06-30-2007 | 38,316.72 |
| * FLOYD, JUANITA EDITH | CITY WIDE LITERACY | .07-02-2007 | 36.06 | 06-30-2007 | 56,118.00 |
| * FLYNN, DEBORAH | GRISSOM | .07-02-2007 | 33.40 | 06-30-2007 | 38,639.64 |
| * FLYNN, KAREN ELLEN | STEINMETZ A C | .07-02-2007 | 34.90 | 06-30-2007 | 48,049.92 |
| * FOARD, FREDA CASSANDRA | ATTUCKS | .07-02-2007 | 33.30 | 06-30-2007 | 46,935.48 |
| * FONSON, CAROLYN | LOCKE | .07-02-2007 | 33.84 | 06-30-2007 | 45,308.28 |
| * FORNEK, ROSEMARIE | EBERHART | .08-01-2007 | 37.62 | 07-08-2007 | 72,758.76 |
| * FORST, ROBERT JOSEPH | MARQUETTE, JAMES | .07-02-2007 | 36.51 | 06-30-2007 | 51,345.84 |
| * FORTE, JOAN W | RANDOLPH ELEMENTA | .08-01-2007 | 38.14 | 07-08-2007 | 89,781.72 |
| * FOSTER, CATHY ANN | HARPER H S | .07-02-2007 | 34.52 | 06-30-2007 | 46,984.32 |
| * FOSTER, JOHN CONLEY | LINCOLN PARK H S | .07-02-2007 | 27.83 | 06-30-2007 | 48,102.48 |
| * FOX, DAVID | HENRY | .07-02-2007 | 37.24 | 06-30-2007 | 48,411.12 |

Optional Service Retirement Pensions (continued) 07/01/07 thru 08/31/07

| Name of Member | School or Final Status | 1st Check Date | Years of Service | Effective Date | Annual Pension |
|---------------------------|-------------------------|-----------------|------------------|----------------|----------------|
| * FRAIN, JEAN ROSE |MT GREENWOOD |07-02-2007 | 13.98 | 06-30-2007 | 20,456.64 |
| * FRAZIER, MARSHA A |RAY |07-02-2007 | 33.38 | 06-30-2007 | 45,861.36 |
| * FREEMAN, DOLORES |ENGLEWOOD ACHEIVEM | 08-01-2007 | 32.81 | 07-08-2007 | 72,041.16 |
| * FREEMAN, ETHEL L |DAVIS ACAD |07-02-2007 | 16.49 | 06-30-2007 | 20,686.44 |
| * FREEMAN, LUCILLE U |GRAHAM |07-02-2007 | 21.56 | 06-30-2007 | 21,176.04 |
| * FREEMAN, RUBY J |MT VERNON |07-02-2007 | 37.74 | 06-30-2007 | 51,383.76 |
| * FRIEDMAN, TOBI ELLEN |TILTON |07-02-2007 | 33.39 | 06-30-2007 | 51,688.44 |
| * FRISCIA, SUSAN D |CARVER PRIMARY |07-02-2007 | 34.01 | 06-30-2007 | 48,049.92 |
| * FRISHMAN, JEFFREY A |HAYT |07-02-2007 | 34.65 | 06-30-2007 | 50,388.00 |
| * FUJII, JANET AKEMI |HENRY |07-02-2007 | 33.77 | 06-30-2007 | 39,989.76 |
| * FULLRIEDE, MARGARET A |GUNSAULUS ACADEMY | 07-02-2007 | 34.00 | 06-30-2007 | 53,982.96 |
| * FUMO, BARBARA ANN |HANSON PARK |08-01-2007 | 26.22 | 07-08-2007 | 64,689.36 |
| * FUNCHES, DELORIS |MT VERNON |07-02-2007 | 34.34 | 06-30-2007 | 48,166.44 |
| * FURLOW, DORIS JEAN |BEARD |07-02-2007 | 34.05 | 06-30-2007 | 44,959.92 |
| * GABERIK, CONNIE METZ |C-W EDUC GENERAL |07-02-2007 | 34.86 | 06-30-2007 | 42,412.32 |
| * GAGE, MIRIAM |C-W EDUC GENERAL |07-02-2007 | 20.80 | 06-30-2007 | 24,920.88 |
| * GAJETTO-GRACE, JUDITH |BEARD |08-01-2007 | 33.11 | 07-08-2007 | 72,568.92 |
| * GAINES, PATRICIA A |CITY WIDE LITERACY |07-02-2007 | 34.33 | 06-30-2007 | 56,084.16 |
| * GAJDA, PATRICIA ANN |HURLEY |07-02-2007 | 10.04 | 06-30-2007 | 12,917.16 |
| * GALLAGHER, PETER JOSEPH |EBERHART |07-02-2007 | 33.77 | 06-30-2007 | 38,466.72 |
| * GALLAGHER, ROSINA MENA |C-W SPEC SVCS SUP |07-02-2007 | 35.36 | 06-30-2007 | 65,041.44 |
| * GALVEZ, ELSA MARIA |PEIRCE |07-02-2007 | 25.46 | 06-30-2007 | 38,981.52 |
| * GANT, LAJULE |ROSENWLD-CARROLL | 08-01-2007 | 34.20 | 07-08-2007 | 49,986.60 |
| * GANTT, RANDI TOLMAIRE |ALTGELD |08-01-2007 | 35.63 | 07-08-2007 | 72,083.76 |
| * GARDNER, EILEEN RENEE |MOZART |07-02-2007 | 34.89 | 06-30-2007 | 53,940.00 |
| * GARDNER, PATRICIA R |JACKSON ACAD |07-02-2007 | 33.35 | 06-30-2007 | 45,251.52 |
| * GARFIEN, NANCY J |C-W SPEC SVCS SUP |07-02-2007 | 21.30 | 06-30-2007 | 34,874.04 |
| * GARNER, CHARLES FRED |CHALMERS |08-01-2007 | 43.34 | 06-30-2007 | 48,584.40 |
| * GARNER, MALLORIE ANN |C-W SPEC SVC IN/A |08-01-2007 | 33.81 | 07-08-2007 | 53,123.04 |
| * GARNER, PATRICIA ANN |GALLISTEL LANG AC |07-02-2007 | 26.05 | 06-30-2007 | 28,770.96 |
| * GARNER, SHARON LYNETTE |DUMAS |07-02-2007 | 33.44 | 06-30-2007 | 31,097.16 |
| * GARRETT, MYRA JEAN |MOLLISON |07-02-2007 | 21.50 | 06-30-2007 | 31,836.72 |
| * GARRETT, SHARON |C-W EDUC GENERAL |07-02-2007 | 23.91 | 06-30-2007 | 35,180.52 |
| * GARTNER, JOSEPH FRANCIS |C-W EDUC GENERAL |08-01-2007 | 17.41 | 07-08-2007 | 43,787.64 |
| * GATZIOLIS, FRANCES |MATHER H S |07-02-2007 | 35.84 | 06-30-2007 | 47,497.68 |
| * GAUTHIER, FRANCINE |HUBBARD H S |07-02-2007 | 33.23 | 06-30-2007 | 43,765.32 |
| * GAY, ANTHONY REGINALD |MORGAN PARK H S |08-01-2007 | 13.38 | 07-08-2007 | 17,046.96 |
| * GAYNOR, MAUREEN CAROL |STEVENSON |07-02-2007 | 32.80 | 06-30-2007 | 51,681.60 |
| * GEARON, ELIZABETH A |GREENE |08-01-2007 | 34.88 | 07-08-2007 | 97,404.96 |
| * GEMINO, VINCENT J |BOGAN TECH H S |07-02-2007 | 36.16 | 06-30-2007 | 53,547.48 |
| * GEORGIPOULOS, TOULA J |BROWN ACADEMY |07-02-2007 | 33.75 | 06-30-2007 | 47,569.44 |
| * GERACL, LENARD CHARLES |C B YORK ALT HS |08-01-2007 | 36.99 | 07-08-2007 | 62,388.60 |
| * GIBBONS, GAYLE ROBIN |LINCOLN PARK H S |07-02-2007 | 34.71 | 06-30-2007 | 64,357.20 |
| * GIBSON, MURIEL JOYCE |HEFFERAN |07-02-2007 | 36.16 | 06-30-2007 | 44,065.44 |
| * GIERKE, WILLIAM NORMAN |BEAUBIEN |07-02-2007 | 35.01 | 06-30-2007 | 51,001.32 |
| * GILBERT, EUNICE R |CARNEGIE |07-02-2007 | 44.73 | 06-30-2007 | 50,251.80 |
| * GILBERT, STEVEN J |AREA INS OFFICE 1 |08-01-2007 | 34.72 | 07-08-2007 | 62,949.12 |
| * GILLIAM, ALMA J |CORTIS |07-02-2007 | 33.98 | 06-30-2007 | 51,266.88 |
| * GILLS, CAROLE A |COLES |07-02-2007 | 31.60 | 06-30-2007 | 38,210.76 |
| * GILMAN, JANET |SUB TEACHER POSTAL |07-02-2007 | 15.47 | 06-13-2007 | 11,285.64 |

Optional Service Retirement Pensions (continued) 07/01/07 thru 08/31/07

| Name of Member | School or Final Status | 1st Check Date | Years of Service | Effective Date | Annual Pension |
|-----------------------------|-------------------------------|-----------------------|-------------------------|-----------------------|-----------------------|
| * GILMORE, EILEEN MARGO | CITY WIDE LITERACY | 08-01-2007 | 17.83 | 06-30-2007 | 27,393.48 |
| * GLICK, LINDA CONVISER | MCPHERSON | 08-01-2007 | 37.91 | 06-30-2007 | 48,912.00 |
| * GLIEGE, GERARD ALFRED | SAWYER | 08-01-2007 | 34.08 | 07-08-2007 | 90,423.96 |
| * GLOVER, FRANK | C B YORK ALT HS | 08-01-2007 | 33.98 | 07-08-2007 | 63,953.16 |
| * GODZICKI, KATHLEEN ANNE | BEAUBIEN | 07-02-2007 | 26.86 | 06-30-2007 | 41,322.36 |
| * GOEBEL, JUDITH LYNN | CURIE METRO H S | 07-02-2007 | 33.93 | 06-30-2007 | 46,957.32 |
| * GOMEZ, JULIO HERNAN | C-W EDUC GENERAL | 07-02-2007 | 33.74 | 06-30-2007 | 49,882.80 |
| * GONZALEZ, SALVADOR | CHOPIN | 08-01-2007 | 34.11 | 07-08-2007 | 94,833.84 |
| * GOODHART, DIANE | ARMSTRONG G | 07-02-2007 | 21.59 | 06-30-2007 | 34,170.00 |
| * GOODRICH, BARRY I | DISNEY MAGNET | 08-01-2007 | 33.56 | 06-30-2007 | 47,405.88 |
| * GOODWIN, GLORIA | HEROES ACADEMIC | 07-02-2007 | 31.01 | 06-30-2007 | 43,020.48 |
| * GOODWIN, MARGARET A | LINCOLN | 07-02-2007 | 41.68 | 06-30-2007 | 52,205.28 |
| * GORDON, FRANCES | PECK | 08-01-2007 | 34.84 | 07-08-2007 | 82,155.36 |
| * GORDON, OLLIE BELL | C B YORK ALT HS | 08-01-2007 | 34.38 | 07-08-2007 | 62,388.72 |
| * GORE-MERRIWEATHER, PATRIC | GUNSAULUS ACADEMY | 07-02-2007 | 35.67 | 06-30-2007 | 51,350.40 |
| * GOTHELF, NEAL | JEFFERSON N | 08-01-2007 | 37.03 | 07-08-2007 | 63,849.00 |
| GRACE, WILLIS F | SUB TEACHER POSTAL | 08-01-2007 | 15.18 | 07-25-2003 | 13,317.24 |
| * GRANDERSON, CURTIS | HALE | 07-02-2007 | 34.65 | 06-30-2007 | 48,162.12 |
| * GRANEY, MARY KAY | WHITTIER | 07-02-2007 | 22.74 | 06-30-2007 | 35,070.96 |
| * GRAY, LYNDIA CORNELIA | BEASLEY ACAD MAG | 07-02-2007 | 33.79 | 06-30-2007 | 51,018.00 |
| * GREEN, BETTY A | HERZL | 08-01-2007 | 40.33 | 07-08-2007 | 97,973.28 |
| * GREEN, VERGIA | SPENCER | 07-02-2007 | 21.45 | 06-30-2007 | 26,060.64 |
| * GREENE, GWENDOLYN Y | OWENS COMM ACAD | 07-02-2007 | 36.27 | 06-30-2007 | 47,664.00 |
| * GREENE, JUDITH C | OTIS | 07-02-2007 | 33.74 | 06-30-2007 | 50,907.96 |
| * GREENSPAN, BRUNI B | COONLEY | 08-01-2007 | 33.72 | 06-30-2007 | 40,992.12 |
| * GRENZ, SALLY ANN | HEALY ANNEX | 07-02-2007 | 33.08 | 06-30-2007 | 52,351.68 |
| * GRIFFIN, BIRDIA LEE | NEIL | 07-02-2007 | 32.08 | 06-30-2007 | 47,217.84 |
| * GRIFFIN, ELLEN CATHERINE | C-W SPEC SVC IN/A | 07-02-2007 | 34.49 | 06-30-2007 | 69,478.32 |
| * GRIFFIN, MARY C. | MORGAN | 07-02-2007 | 33.89 | 06-30-2007 | 52,271.76 |
| * GRIFFIN, RICHARD CASANOVA | HYDE PARK ACAD H | 07-02-2007 | 43.18 | 06-30-2007 | 49,111.08 |
| * GRIFFIN, SEDALIA LOLETA | CALUMET ACAD H S | 07-02-2007 | 34.84 | 06-30-2007 | 50,318.52 |
| * GRIGGS, ALICE M | HURLEY | 08-01-2007 | 36.59 | 06-30-2007 | 51,255.72 |
| * GROCHOWIAK, GAIL CULLEN | OTIS | 07-02-2007 | 35.97 | 06-30-2007 | 46,957.32 |
| * GROSSER, JUNEANN BUTALLA | MELODY | 07-02-2007 | 34.91 | 06-30-2007 | 46,957.32 |
| * GRZYB, VIVIAN SUSAN | CLAY | 07-02-2007 | 22.48 | 06-30-2007 | 22,947.48 |
| * GRZYBEK, HELEN | GAGE PARK H S | 07-02-2007 | 34.52 | 06-30-2007 | 43,521.60 |
| * GUENO, DR. LOIS | SCHOOL OF THE ART | 07-02-2007 | 30.48 | 06-30-2007 | 47,753.52 |
| * GUENTHER, RAYMOND WAYNE | KELVYN PARK H S | 07-02-2007 | 22.68 | 06-30-2007 | 31,654.68 |
| * GUERIN, EILEEN | STEVENSON | 07-02-2007 | 34.56 | 06-30-2007 | 51,007.68 |
| * GUERRERO, VICENTE | COLUMBIA EXPLORER | 08-01-2007 | 33.27 | 07-10-2007 | 49,868.64 |
| * GUNN, LAWRENCE OWEN | EDISON | 07-02-2007 | 21.27 | 06-30-2007 | 30,358.92 |
| * GUPTA, RAJ RANI | SCHURZ H S | 07-02-2007 | 30.19 | 06-30-2007 | 47,498.88 |
| * GUTIERREZ, LIVIA | SENN METRO ACAD | 07-02-2007 | 33.76 | 06-30-2007 | 52,204.32 |
| * GUTMANN, GLORIA LYNN | GRAY | 07-02-2007 | 29.77 | 06-30-2007 | 35,589.96 |
| * GUY, BUNNY MARCILETTE | THORP J N | 07-02-2007 | 35.45 | 06-30-2007 | 48,411.12 |
| * HAAS, HELEN BERNADETTE | MANIERRE | 07-02-2007 | 35.71 | 06-30-2007 | 48,049.92 |
| * HAAS, MAUREEN DOROTHY | DAVIS | 07-02-2007 | 17.18 | 06-30-2007 | 25,438.68 |
| * HABEL, CAROL JEAN | BELDING | 08-01-2007 | 34.66 | 07-08-2007 | 94,788.96 |
| * HACKETT, JOSEPHINE GALVA | WEBSTER | 07-02-2007 | 34.91 | 06-30-2007 | 52,329.84 |
| * HADAD, MARCIA | CORKERY | 07-02-2007 | 35.20 | 06-30-2007 | 54,473.88 |

Optional Service Retirement Pensions (continued) 07/01/07 thru 08/31/07

| Name of Member | School or Final Status | 1st Check Date | Years of Service | Effective Date | Annual Pension |
|------------------------------|------------------------|----------------|------------------|----------------|----------------|
| * HAGGERTY, SHARON ANN | CARSON | .07-02-2007 | 15.04 | 06-30-2007 | 20,557.20 |
| * HAINEY, KATHERINE E | CLARK MIDDLE | .07-02-2007 | 37.91 | 06-30-2007 | 67,517.28 |
| * HALEY, HELENA F | COLE CPC | .07-02-2007 | 36.36 | 06-30-2007 | 52,840.20 |
| * HALFAR, JANET K | STEINMETZ A C | .08-01-2007 | 36.88 | 07-08-2007 | 82,234.32 |
| * HALICKI, ANASTASIA | JORDAN SCHOOL | .07-02-2007 | 34.81 | 06-30-2007 | 66,489.72 |
| * HALL, WILLIAM EDGAR | LAS CASAS OCC H S | .08-01-2007 | 30.36 | 06-30-2007 | 52,327.08 |
| * HALLIDAY, VALENTINA GRIGO | GALE COMM ACAD | .07-02-2007 | 34.84 | 06-30-2007 | 53,980.08 |
| * HAMILTON, BENNIE E | ENGLEWOOD ACAD H | .08-01-2007 | 36.45 | 07-08-2007 | 79,408.92 |
| * HAMMOND, VERONICA | MCKAY | .07-02-2007 | 35.08 | 06-30-2007 | 43,805.40 |
| * HAMMOND-WATTS, DEBORAH | SUDER MONTESSORI | .08-01-2007 | 34.85 | 07-08-2007 | 91,832.28 |
| * HAMPTON, GINA RENEE | DAVIS DEV CENTER | .07-02-2007 | 33.92 | 06-30-2007 | 52,205.28 |
| * HAMPTON, NEALON TYRONE | FENGER ACAD H S | .07-02-2007 | 32.49 | 06-30-2007 | 39,510.84 |
| * HANNA, ROGER R | YOUNG MAGNET H S | .07-02-2007 | 35.46 | 06-30-2007 | 48,054.24 |
| * HANSRA, SANTOKH SINGH | KELLY H S | .07-02-2007 | 30.35 | 06-30-2007 | 50,811.36 |
| * HARKINS, ALECIA | GRAHAM TRAINING C | .07-02-2007 | 31.84 | 06-30-2007 | 49,089.84 |
| * HARNETT GROSS, GAIL F | LOCKE | .07-02-2007 | 31.05 | 06-30-2007 | 33,758.04 |
| * HARPER, ODIS A | COURTENAY | .07-02-2007 | 37.61 | 06-30-2007 | 46,957.32 |
| * HARRIS, BEVERLY | CAMERON | .07-02-2007 | 34.53 | 06-30-2007 | 48,523.56 |
| * HARRIS, DOROTHY A. | C-W SPEC SVCS SUP | .07-02-2007 | 20.81 | 06-30-2007 | 33,439.56 |
| * HARRIS, JOAN M | SCHURZ H S | .07-02-2007 | 40.61 | 06-30-2007 | 64,773.72 |
| * HARRIS, JOHN L | HINTON | .07-01-2007 | 36.01 | 06-30-2007 | 48,162.12 |
| * HARRIS, KATHERINE | AREA INS OFFICE 1 | .08-01-2007 | 36.35 | 07-08-2007 | 79,624.68 |
| * HARRIS, RUTH INGRID | NEWBERRY MAGNET | .07-02-2007 | 22.49 | 06-30-2007 | 32,324.04 |
| * HARRIS, WILLIAM | JULIAN H S | .08-01-2007 | 34.26 | 07-08-2007 | 96,426.84 |
| * HARRIS-COOPER, JUNE | POWELL | .08-01-2007 | 34.92 | 07-08-2007 | 78,816.24 |
| * HARRISON, CAROL J | LINNE BR | .07-02-2007 | 34.54 | 06-30-2007 | 52,205.28 |
| * HARRISON, MICHELE R | POE CLASSICAL | .07-02-2007 | 37.72 | 06-30-2007 | 48,054.24 |
| * HARVEY, ANTOINETTE | HYDE PARK ACAD H | .07-02-2007 | 38.76 | 06-30-2007 | 54,068.40 |
| * HARVEY, MAURICE | JORDAN SCHOOL | .08-01-2007 | 36.76 | 07-08-2007 | 94,473.84 |
| * HARVEY, STELLA LOUISE | MANN | .07-02-2007 | 34.60 | 06-30-2007 | 52,444.56 |
| * HASSMAN, ERVIN | C-W SPEC SVCS SUP | .08-01-2007 | 43.26 | 07-08-2007 | 63,914.52 |
| * HATCHER, PATRICIA DOBBINS | HYDE PARK ACAD H | .07-02-2007 | 33.96 | 06-30-2007 | 51,361.32 |
| * HAUPT, DONNA A | CICS - EDISON LONGW | .08-01-2007 | 17.20 | 06-30-2007 | 20,243.28 |
| * HAUSER, ENID | HIBBARD | .07-02-2007 | 43.61 | 06-30-2007 | 48,162.12 |
| * HAUSER, RONALD P | CURIE METRO H S | .07-02-2007 | 34.59 | 06-30-2007 | 48,884.28 |
| * HAYES, LEONARD BENJAMIN | CARVER MILITARY | .07-02-2007 | 33.25 | 06-30-2007 | 46,348.68 |
| * HAYES, PATRICIA | SOUTHSIDE ACAD | .07-02-2007 | 34.58 | 06-30-2007 | 54,068.40 |
| * HAYNES, PATRICIA H | MONROE | .07-02-2007 | 38.68 | 06-30-2007 | 50,311.32 |
| * HEARD, ESTELLA SAMOLA | CITY WIDE LITERACY | .08-01-2007 | 34.13 | 06-30-2007 | 54,811.20 |
| * HEATH, HOWARD L | LANE TECH H S | .08-01-2007 | 34.68 | 06-30-2007 | 75,102.84 |
| * HEMPHILL, JACQUELINE | DENEEN | .08-01-2007 | 33.28 | 07-08-2007 | 53,550.60 |
| * HENNESSY, ANN L | PORTAGE PARK | .07-02-2007 | 47.61 | 06-30-2007 | 52,783.80 |
| * HENRY, NANNIE KATHRYN | JENNER | .07-02-2007 | 35.46 | 06-30-2007 | 53,943.72 |
| * HENSON, VIVA JEAN | JACKSON ACAD | .07-02-2007 | 31.70 | 06-30-2007 | 39,957.12 |
| * HENSON MARSHALL, SYLVIA | METCALFE COMM ACA | .07-02-2007 | 34.95 | 06-30-2007 | 52,461.96 |
| * HERRERA, ANA MARIA | LOCKE | .07-02-2007 | 24.00 | 06-30-2007 | 32,086.68 |
| * HERRMANN, SUSAN DEE | SKINNER | .07-02-2007 | 33.34 | 06-30-2007 | 41,617.08 |
| * HERSAM, JAMES ANTHONY | LOCKE | .07-02-2007 | 31.51 | 06-30-2007 | 48,972.12 |
| * HERZOG, MARIS LEE | DISNEY MAGNET | .07-02-2007 | 33.93 | 06-30-2007 | 50,478.36 |
| * HIDES MORIELLO, BEVERLY AN | GOETHE | .08-01-2007 | 35.86 | 07-08-2007 | 96,262.44 |

Optional Service Retirement Pensions (continued) 07/01/07 thru 08/31/07

| Name of Member | School or Final Status | 1st Check Date | Years of Service | Effective Date | Annual Pension |
|----------------------------|-------------------------------|-----------------------|-------------------------|-----------------------|-----------------------|
| * HILD, PAULA K |VON STEUBEN METRO | ..07-02-2007 | 30.79 | 06-30-2007 | 48,477.84 |
| * HILL, MAMIE M |WOODS ACADEMY | ..07-02-2007 | 36.44 | 06-30-2007 | 51,327.60 |
| * HILL, REGINALD |C-W SPEC SVCS SUP | ..08-01-2007 | 33.69 | 07-08-2007 | 66,043.68 |
| * HILL, VELMA |GOLDBLATT | ..07-02-2007 | 21.23 | 06-30-2007 | 29,235.60 |
| * HILL-HOPE, NELLIE L |BELL | ..07-02-2007 | 32.41 | 06-30-2007 | 41,791.56 |
| * HILVERS, CAROL ANN |EBERHART | ..07-02-2007 | 44.69 | 06-30-2007 | 53,542.68 |
| * HIMBER, JEANNE MARIE |WARD LAURA | ..07-02-2007 | 34.14 | 06-30-2007 | 41,412.24 |
| * HIMMELMANN, WILLIAM G |COLLINS H S | ..07-02-2007 | 36.06 | 06-30-2007 | 52,575.00 |
| * HINES, BURCY IVRY |C-W SPEC SVCS SUP | ..08-01-2007 | 34.80 | 07-08-2007 | 64,539.60 |
| * HODGES, PATRICIA |TALCOTT | ..07-02-2007 | 34.24 | 06-30-2007 | 48,162.12 |
| * HOGAN, JOHN WILLIAM |ROOSEVELT H S | ..07-02-2007 | 33.50 | 06-30-2007 | 64,561.44 |
| * HOGLIND, SHARON MARIE |REINBERG | ..07-02-2007 | 32.10 | 06-30-2007 | 49,377.48 |
| * HOKE, BONNIE LEE |BENNETT | ..08-01-2007 | 33.69 | 06-30-2007 | 39,943.68 |
| * HOLMES, BERYL ANITA |C-W SPEC SVCS SUP | ..07-02-2007 | 33.77 | 06-30-2007 | 46,877.64 |
| * HOLMES, ROSEMARY |METCALFE COMM ACA | ..07-02-2007 | 34.80 | 06-30-2007 | 51,490.68 |
| * HOLT, SCHAUN M. |RANDOLPH ELEMENTA | ..07-02-2007 | 33.99 | 06-30-2007 | 48,989.40 |
| * HOOKER, JANICE ANN |C-W SPEC SVCS SUP | ..07-02-2007 | 31.67 | 06-30-2007 | 43,361.64 |
| * HOOKS, CATHERINE |HYDE PARK ACAD H | ..07-02-2007 | 38.36 | 06-30-2007 | 58,851.84 |
| * HOOVER, ESTHER |GARVEY | ..07-02-2007 | 40.86 | 06-30-2007 | 54,352.32 |
| * HORACE, KAREN R |GOLDBLATT | ..08-01-2007 | 35.11 | 07-08-2007 | 74,547.36 |
| * HORTON, AMBROSE REED |JACKSON MAHALIA | ..07-02-2007 | 33.82 | 06-30-2007 | 41,992.32 |
| * HORTON, BARBARA JEAN |GALLISTEL LANG AC | ..07-02-2007 | 34.40 | 06-30-2007 | 50,368.92 |
| * HORTON-ROGERS, JANICE |ALDRIDGE | ..07-02-2007 | 27.53 | 06-30-2007 | 42,055.56 |
| * HOSKIN, LAURA LEE |TWIN | ..07-02-2007 | 26.21 | 06-30-2007 | 39,573.96 |
| * HOSSIN, SAMUEL JACOB |PECK | ..07-01-2007 | 38.10 | 06-30-2007 | 50,185.68 |
| * HOUSTON, DENICE MARGARET |HAUGAN | ..07-02-2007 | 33.18 | 06-30-2007 | 35,772.24 |
| * HOUSTON, MARY |DYETT HIGH SCHOOL | ..08-01-2007 | 31.53 | 06-30-2007 | 31,521.96 |
| * HOWARD, JEANETTE LOUISE |CHGO MILITARY ACA | ..08-01-2007 | 38.54 | 07-08-2007 | 62,691.96 |
| * HOWARD, ROBERT LEE |LINCOLN | ..07-02-2007 | 24.65 | 06-30-2007 | 36,328.08 |
| * HOWELL, CHERYL JOYCE |HEARST | ..07-02-2007 | 22.25 | 06-30-2007 | 32,677.56 |
| * HOWELL, PAMELA CATHERINE |CASSELL | ..07-02-2007 | 34.46 | 06-30-2007 | 47,252.76 |
| * HOWELL-WARD, JACQUELIN L |BURBANK | ..07-02-2007 | 32.87 | 06-30-2007 | 50,459.16 |
| * HUBBARD, ADRIENNE L |GREELEY | ..07-02-2007 | 37.03 | 06-30-2007 | 52,571.28 |
| * HUBER, NATALIE MAY |SKINNER | ..07-02-2007 | 38.60 | 06-30-2007 | 48,162.12 |
| * HUCHER, EDWARD |MARQUETTE, JAMES | ..07-02-2007 | 33.72 | 06-30-2007 | 44,233.20 |
| * HUDSON, BETTY JEAN |C-W SPEC SVCS SUP | ..08-01-2007 | 23.69 | 06-30-2007 | 28,091.64 |
| * HUDSON, ETHEL M |MILTON BRUNSON | ..07-02-2007 | 35.74 | 06-30-2007 | 50,458.32 |
| * HUDSON-DAVIS, VIVIAN |MASON | ..08-01-2007 | 34.41 | 07-08-2007 | 93,298.20 |
| * HUDYKA, DIANE MARIE |BELL | ..07-02-2007 | 39.01 | 06-30-2007 | 53,672.04 |
| * HUGHES, JOLANTA EVA |DELANO | ..07-02-2007 | 34.57 | 06-30-2007 | 48,049.92 |
| * HUMBERT, VIRGINIA FORD |TALCOTT | ..07-02-2007 | 34.37 | 06-30-2007 | 53,303.76 |
| * HUNT, HARRY SIMPSON |ROBESON H S | ..07-02-2007 | 30.49 | 06-30-2007 | 43,914.00 |
| * HUNT, JOANNE |HOWE | ..07-02-2007 | 33.94 | 06-30-2007 | 49,111.08 |
| * HURST, EVELYN RUTH |CARVER PRIMARY | ..07-02-2007 | 30.89 | 06-30-2007 | 46,081.68 |
| * HYMAN, PAULA JO |BOONE | ..07-02-2007 | 34.93 | 06-30-2007 | 50,368.92 |
| * IANNOTTI, JERIA ANN |STOCK | ..07-02-2007 | 34.13 | 06-30-2007 | 49,266.24 |
| * IGLINSKI, MARY KATHERINE |FLEMING BR | ..07-02-2007 | 34.01 | 06-30-2007 | 53,672.28 |
| * INGA, CLEMENTE A |FARRAGUT CAREER A | ..07-02-2007 | 25.18 | 06-30-2007 | 39,953.88 |
| * IRELAND, CAROLE JEANNE |C-W EARLY CHILDHO | ..08-01-2007 | 34.51 | 07-08-2007 | 53,544.24 |
| * IRVING, BARRY GENE |PHILLIPS ACAD | ..08-01-2007 | 23.58 | 04-15-2007 | 24,102.84 |

Optional Service Retirement Pensions (continued) 07/01/07 thru 08/31/07

| Name of Member | School or Final Status | 1st Check Date | Years of Service | Effective Date | Annual Pension |
|------------------------------|------------------------|----------------|------------------|----------------|----------------|
| * IWANIUK, JOHN | PARKSIDE COMM ACA | .07-02-2007 | 32.65 | 06-30-2007 | 38,659.80 |
| * IZBICKY, JUDITH RAE | VOLTA | .07-02-2007 | 37.21 | 06-30-2007 | 52,566.72 |
| * JACK, MILDRED L | FARADAY | .07-02-2007 | 47.61 | 06-30-2007 | 52,210.08 |
| * JACKSON, DIANE L | ENGLEWOOD ACAD H | .08-01-2007 | 37.85 | 07-08-2007 | 92,680.08 |
| * JACKSON, HARRISON | WHITE | .08-01-2007 | 33.51 | 06-30-2007 | 40,923.60 |
| * JACKSON, JACQUENETTE LAVE | DALEY ACAD | .07-02-2007 | 34.25 | 06-30-2007 | 55,672.56 |
| * JACKSON, LOIS DONAHUE | MANLEY CAREER ACA | .07-02-2007 | 41.96 | 06-30-2007 | 53,293.68 |
| * JACKSON, PAMELA L | BUCKINGHAM SP ED | .07-02-2007 | 39.94 | 06-30-2007 | 53,404.92 |
| * JACKSON, PATRICIA MCKENZIE | SPECIAL SVCS ADM | .08-01-2007 | 32.50 | 07-08-2007 | 66,887.64 |
| * JACKSON, VALERIE DIANE | C B YORK ALT HS | .08-01-2007 | 35.09 | 07-08-2007 | 90,880.80 |
| * JACKSON-ADAMS, KAREN FEL | PASTEUR | .07-02-2007 | 34.71 | 06-30-2007 | 53,542.68 |
| * JAGER, JOYCE E | EBERHART | .08-01-2007 | 43.51 | 07-08-2007 | 103,100.40 |
| * JAMES, CHERYL ANN | C-W EDUC GENERAL | .08-01-2007 | 35.75 | 07-08-2007 | 73,390.44 |
| * JAMES, JOHNETTA | AREA INS OFFICE 2 | .08-01-2007 | 37.43 | 07-08-2007 | 104,277.84 |
| * JAMES, LILLIE PEARL | LYON | .07-02-2007 | 37.51 | 06-30-2007 | 53,547.48 |
| * JAMISON, OLLIE LOUISE | DELANO | .07-02-2007 | 34.30 | 06-30-2007 | 50,181.12 |
| * JANECEK, LINDA LOUISE | BURNSIDE ACAD | .07-02-2007 | 20.73 | 06-30-2007 | 24,338.52 |
| * JANOVEC, JOYCE MARIE | WOODSON SOUTH | .07-02-2007 | 15.94 | 06-30-2007 | 25,033.44 |
| * JEFFERSON, CASSANDRA WAR | WASHINGTON H | .07-02-2007 | 36.78 | 06-30-2007 | 46,957.32 |
| * JENKINS, DOROTHY N | C-W EDUC GENERAL | .08-01-2007 | 32.80 | 07-08-2007 | 83,505.60 |
| * JENSEN, SUSAN MARGARET | FINKL | .08-01-2007 | 35.31 | 07-08-2007 | 85,208.04 |
| * JEZUIT, THOMAS PETER | CW-ACAD ENHANCEME | .08-01-2007 | 36.66 | 07-08-2007 | 70,204.08 |
| * JHALA, KRISHNA KIRITSINH | SUB TEACHER POSTAL | .07-02-2007 | 8.13 | 06-30-2007 | 4,140.12 |
| * JIMENEZ, MARCELINA MARIE | SUB TEACHER POSTAL | .08-01-2007 | 8.26 | 06-24-2007 | 5,616.24 |
| * JOFFE, BETH | GALE COMM ACAD | .07-02-2007 | 35.43 | 06-30-2007 | 48,570.36 |
| * JOHNSON, ADRIANNE KAHN | MAYER | .07-02-2007 | 34.15 | 06-30-2007 | 46,400.40 |
| * JOHNSON, CAROLYN A | STOCKTON | .08-01-2007 | 24.26 | 06-30-2007 | 29,938.68 |
| * JOHNSON, CLARA C | SCHOOL OF LEADRSH | .08-01-2007 | 38.96 | 07-08-2007 | 61,125.00 |
| * JOHNSON, CYNTHIA HAYNES | FUNSTON | .07-02-2007 | 38.18 | 06-30-2007 | 50,819.04 |
| * JOHNSON, DEBRA LYNN | BOUCHET ACADEMY | .07-02-2007 | 33.54 | 06-30-2007 | 36,085.44 |
| * JOHNSON, DELORIS | STONE ACAD | .08-01-2007 | 41.91 | 06-30-2007 | 50,185.68 |
| * JOHNSON, DENNIS E | JULIAN H S | .07-02-2007 | 34.58 | 06-30-2007 | 44,088.60 |
| * JOHNSON, DOROTHY JEAN | GOMPERS | .07-02-2007 | 30.42 | 06-30-2007 | 29,337.00 |
| * JOHNSON, GLENN | DUNBAR VOC H S | .08-01-2007 | 38.09 | 06-30-2007 | 61,736.76 |
| * JOHNSON, GLORIA JEAN | RICHARDS CAR ACAD | .07-02-2007 | 34.08 | 06-30-2007 | 56,142.96 |
| * JOHNSON, JACQUELINE H | EBERHART | .08-01-2007 | 36.65 | 07-08-2007 | 74,933.28 |
| * JOHNSON, JOAN H | HEALY | .07-02-2007 | 41.38 | 06-30-2007 | 53,547.48 |
| * JOHNSON, KATHLYN C | CHICAGO VOCATIONA | .08-01-2007 | 35.90 | 06-30-2007 | 52,178.16 |
| * JOHNSON, LOUISE MARIE | GRAHAM TRAINING C | .07-02-2007 | 21.04 | 06-30-2007 | 28,896.00 |
| * JOHNSON, LOYCE ASKEW | SOUTHSIDE ACAD | .08-01-2007 | 35.43 | 07-08-2007 | 57,593.16 |
| * JOHNSON, LUBA | AREA INS OFFICE 1 | .08-01-2007 | 33.74 | 07-08-2007 | 54,319.08 |
| * JOHNSON, MARIAN | MORTON CAREER ACA | .07-01-2007 | 19.84 | 06-30-2007 | 30,398.88 |
| * JOHNSON, MONZELLA YOHANU | CURTIS | .07-02-2007 | 34.36 | 06-30-2007 | 53,493.36 |
| * JOHNSON, NANCY MARIE | CARVER MILITARY | .07-02-2007 | 34.44 | 06-30-2007 | 57,909.60 |
| * JOHNSON, YVONNE ADRIENNE | YALE | .08-01-2007 | 38.74 | 07-08-2007 | 58,318.92 |
| * JOHNSON-COLLINS, HELEN | NEW MILL SCH OF HL | .07-02-2007 | 36.86 | 06-30-2007 | 52,205.28 |
| * JOHNSON-HUMMONS, MARY EL | MOLLISON | .07-02-2007 | 22.80 | 06-30-2007 | 34,665.24 |
| * JOHNSON-ROJAS, BETTY | HAUGAN | .08-01-2007 | 35.22 | 07-08-2007 | 93,501.60 |
| * JONES, BRENDA | DE DIEGO COMM ACA | .07-02-2007 | 35.01 | 06-30-2007 | 46,845.12 |
| * JONES, JOANNE | ATTUCKS | .07-02-2007 | 33.85 | 06-30-2007 | 37,882.32 |

Optional Service Retirement Pensions (continued) 07/01/07 thru 08/31/07

| Name of Member | School or Final Status | 1st Check Date | Years of Service | Effective Date | Annual Pension |
|----------------------------|------------------------|----------------|------------------|----------------|----------------|
| * JONES, LEOTA CATHERINE | FOUNDATIONS | .08-01-2007 | 34.84 | 07-08-2007 | 64,167.84 |
| * JONES, LINDA FAYE | HAUGAN | .07-02-2007 | 33.70 | 06-30-2007 | 38,879.28 |
| * JONES, PAM ILEACHA | BETHUNE | .07-02-2007 | 32.91 | 06-30-2007 | 37,365.48 |
| * JONES, PAMELA | TALCOTT | .07-02-2007 | 34.38 | 06-30-2007 | 48,523.32 |
| * JONES, PATRICIA ANN | GWENDOLYN BROOKS | .07-02-2007 | 35.12 | 06-30-2007 | 52,571.28 |
| * JONES, ROLLIE O | AREA INST OFFICE | .08-01-2007 | 36.31 | 07-08-2007 | 103,631.88 |
| * JONES, SANDRA CAROL | C-W SPEC SVCS SUP | .07-02-2007 | 38.68 | 06-30-2007 | 55,904.64 |
| * JORDAK, WILLIAM LOUIS | GUNSAULUS ACADEMY | .08-01-2007 | 34.96 | 07-08-2007 | 75,450.00 |
| * JORDAN, EARNESTINE | GLADSTONE | .08-01-2007 | 14.89 | 07-08-2007 | 30,480.96 |
| * JORDAN, JUANITA RUTH | BURNSIDE ACAD | .07-02-2007 | 32.66 | 06-30-2007 | 37,829.40 |
| * JUAREZ, LILIA M | PICKARD | .08-01-2007 | 42.71 | 07-08-2007 | 80,038.68 |
| * JUN, SUN MYUNG | LANE TECH H S | .07-02-2007 | 21.60 | 06-30-2007 | 34,198.92 |
| * KAESER, LAUREL | MCCUTCHEON BR | .07-02-2007 | 21.65 | 06-30-2007 | 23,434.56 |
| * KAESS, MARY KATHLEEN | C-W SPEC SVCS SUP | .08-01-2007 | 37.13 | 07-08-2007 | 67,171.08 |
| * KAMYS, DORIS ANN | H B STOWE | .08-01-2007 | 40.27 | 07-08-2007 | 69,076.92 |
| * KANDELMAN, ELAINE | BURBANK | .07-02-2007 | 23.59 | 06-30-2007 | 37,057.08 |
| KARDARAS, RUTH DIANE | CHAPPELL | .08-01-2007 | 20.00 | 06-24-2007 | 31,966.92 |
| * KARLOV, ROBERT EDWARD | LANE TECH H S | .07-02-2007 | 36.95 | 06-30-2007 | 48,049.92 |
| * KARPA, ALAN EDWARD | REINBERG | .07-02-2007 | 37.96 | 06-30-2007 | 48,857.64 |
| * KATSAFADOS, KATHERINE G | MANLEY CAREER ACA | .07-02-2007 | 39.94 | 06-30-2007 | 50,560.44 |
| * KAUR, SHARNJIT | KILMER | .07-02-2007 | 23.36 | 06-30-2007 | 32,418.60 |
| * KEATING, JUDITH L | COPERNICUS | .07-02-2007 | 36.37 | 06-30-2007 | 53,542.68 |
| * KEDVESH, CHRISTINE ANN | AVONDALE | .07-02-2007 | 21.55 | 06-30-2007 | 30,357.84 |
| * KEDVESH, JOHN A | PEABODY | .07-02-2007 | 36.47 | 06-30-2007 | 50,247.36 |
| * KEELEY, JANICE C | CANTY | .08-01-2007 | 34.83 | 07-08-2007 | 80,184.84 |
| * KELLEHER, MATTHEW J | LANE TECH H S | .07-02-2007 | 40.06 | 06-30-2007 | 57,039.00 |
| * KELLER, BARBARA DIANNE | NASH | .07-02-2007 | 34.16 | 06-30-2007 | 51,465.48 |
| * KELLY, EILEEN MARY | C-W SPEC SVCS SUP | .07-02-2007 | 34.43 | 06-30-2007 | 55,880.76 |
| * KELLY, JOAN T | BROWN ACADEMY | .08-01-2007 | 34.54 | 07-08-2007 | 66,601.20 |
| * KELLY, MARGARET MARY | BATEMAN | .07-02-2007 | 33.60 | 06-30-2007 | 39,998.88 |
| * KENT, PATRICIA | PENN | .08-01-2007 | 37.73 | 07-08-2007 | 97,792.44 |
| * KESTIN, SUZANNE BONNIE | LOCKE | .07-02-2007 | 22.98 | 06-30-2007 | 32,593.20 |
| * KHANO, BADEL PAUL | SENN METRO ACAD | .08-01-2007 | 31.92 | 07-08-2007 | 77,996.88 |
| * KIDD, SAMUEL LEE | CHICAGO VOCATIONA | .08-01-2007 | 34.29 | 07-08-2007 | 71,489.04 |
| * KILLIAN, PAULINE | CITY WIDE LITERACY | .07-02-2007 | 35.89 | 06-30-2007 | 48,529.08 |
| * KIMBLE, BLANCHE V | CITY WIDE LITERACY | .07-02-2007 | 33.91 | 06-30-2007 | 46,560.00 |
| * KINCAID, FRANKIE | KERSHAW | .07-01-2007 | 23.03 | 06-30-2007 | 30,978.24 |
| * KING, SHARON SUE | HERBERT | .08-01-2007 | 20.69 | 04-29-2007 | 24,848.04 |
| * KING, VALERIE | FALCONER | .07-02-2007 | 34.21 | 06-30-2007 | 51,001.44 |
| * KINSEY, KATHY KARLIN | C-W SPEC SVC IN/A | .08-01-2007 | 34.76 | 07-08-2007 | 75,374.52 |
| * KIPTA, ANDREW JOSEPH | FALCONER | .07-02-2007 | 33.81 | 06-30-2007 | 51,683.64 |
| * KIRK, JOHNNIA RUTH | WOODLAWN COMM | .07-02-2007 | 33.78 | 06-30-2007 | 45,037.32 |
| * KIRKWOOD, KATHLEEN MARIE | KINZIE SCHOOL | .07-02-2007 | 34.43 | 06-30-2007 | 50,364.48 |
| * KIZART, GLORIA | CHALMERS | .07-02-2007 | 36.96 | 06-30-2007 | 49,153.80 |
| * KNAPCIK, KEITH A | HITCH | .07-02-2007 | 34.72 | 06-30-2007 | 47,427.48 |
| * KNAZZE, PATRICIA ANN | HEARST | .07-02-2007 | 35.99 | 06-30-2007 | 53,667.24 |
| * KNIGHT-HILL, JOAN | BUCKINGHAM SP ED | .07-02-2007 | 41.05 | 06-30-2007 | 48,993.96 |
| * KONCZAL, NIJOLE | WARD LAURA | .07-02-2007 | 31.73 | 06-30-2007 | 33,326.40 |
| * KONOPASEK, THOMAS E | CALUMET ACAD H S | .07-02-2007 | 37.09 | 06-30-2007 | 52,450.32 |
| * KORAN, THOMAS RALPH | VON STEUBEN METRO | .07-02-2007 | 33.93 | 06-30-2007 | 57,141.96 |

Optional Service Retirement Pensions (continued) 07/01/07 thru 08/31/07

| Name of Member | School or Final Status | 1st Check Date | Years of Service | Effective Date | Annual Pension |
|-----------------------------|------------------------|----------------|------------------|----------------|----------------|
| * KORNHABER, KATHLEEN MAE | WHITE | .07-02-2007 | 34.09 | 06-30-2007 | 47,258.64 |
| * KOSIAK, JOSEPH J | LAS CASAS OCC H S | .07-02-2007 | 39.06 | 06-30-2007 | 64,435.20 |
| * KOSTOPOULOS, KRISTINA SA | LINCOLN PARK H S | .07-02-2007 | 36.20 | 06-30-2007 | 55,175.64 |
| * KOTIS, STEVE | NORTHSIDE CENTER | .07-02-2007 | 38.01 | 06-30-2007 | 61,593.00 |
| * KOWALCZYK, RICHARD M | STEINMETZ A C | .07-02-2007 | 38.36 | 06-30-2007 | 50,416.68 |
| KOZLIK, RAYMOND J | CANTY | .08-01-2007 | 30.63 | 06-20-2007 | 44,216.28 |
| * KOZLOFF, EDWARD EARL | C-W SPEC SVCS SUP | .08-01-2007 | 33.59 | 07-08-2007 | 64,068.12 |
| KREMER, JOHN R | FORMER MEMBER | .07-02-2007 | 21.80 | 10-17-2005 | 14,821.68 |
| * KRIESMAN, SUSAN | TILTON | .07-02-2007 | 34.69 | 06-30-2007 | 53,547.48 |
| * KRISTAN, NANCY ANN | ORIOLE PARK | .07-02-2007 | 33.19 | 06-30-2007 | 41,712.00 |
| * KRUEGER, CAROL ANN | DE DIEGO COMM ACA | .07-02-2007 | 37.01 | 06-30-2007 | 55,141.44 |
| * KUELTO, DANEALLE MAUREE | SEWARD | .07-02-2007 | 34.65 | 06-30-2007 | 48,989.40 |
| * KUKLA, SUSAN E | SCHURZ H S | .08-01-2007 | 40.16 | 07-08-2007 | 79,408.92 |
| * KUNER, CHARLES | FARRAGUT CAREER A | .07-02-2007 | 45.96 | 06-30-2007 | 53,547.48 |
| * KUNICKI, MARY ANNE PALM | H B STOWE | .07-02-2007 | 26.21 | 06-30-2007 | 38,629.08 |
| * KURLAND, SUSAN LEE | NETTELHORST | .08-01-2007 | 35.34 | 07-08-2007 | 89,585.88 |
| * KURSHAN, NANCY SARAH | C-W SPEC SVCS SUP | .07-02-2007 | 18.87 | 06-30-2007 | 30,202.80 |
| * KUSH, CATHY SUE | HEALY | .07-02-2007 | 36.06 | 06-30-2007 | 53,542.68 |
| * KUZMINSKI, MARGARET C | ORTIZ DE DOMINGUE | .07-02-2007 | 33.46 | 06-30-2007 | 52,734.96 |
| * KWELI, JEANETTE JEAN | C-W SPEC SVC IN/A | .07-02-2007 | 34.35 | 06-30-2007 | 49,049.04 |
| * KYLES, DREWBELLE | ENGLEWOOD ACAD H | .07-02-2007 | 30.39 | 06-30-2007 | 47,375.16 |
| * LA FORCE, BRUCE | MATHER H S | .07-02-2007 | 39.06 | 06-30-2007 | 53,859.48 |
| * LACKI, DIANE L | SUB TEACHER POSTAL | .08-01-2007 | 22.25 | 06-30-2007 | 36,759.12 |
| * LACKO, MARIE | CITY WIDE LITERACY | .07-02-2007 | 41.85 | 06-30-2007 | 56,837.76 |
| * LACY, DOROTHY JEAN | PECK | .07-02-2007 | 34.15 | 06-30-2007 | 46,845.12 |
| * LAI, MAUREEN LAWLOR | JONES COLL PREP H | .07-02-2007 | 38.28 | 06-30-2007 | 62,358.24 |
| * LAKOMIAK, JANICE HELENE | BEASLEY ACAD MAG | .07-02-2007 | 33.82 | 06-30-2007 | 37,262.04 |
| * LALLEY, JAMES CLARENCE | NORTHSIDE COL PRE | .08-01-2007 | 9.45 | 07-08-2007 | 28,670.28 |
| * LALLY, ANN LOUISE | WHITNEY | .07-02-2007 | 33.87 | 06-30-2007 | 52,500.72 |
| * LANDAUER, COLLEEN KAY | JORDAN SCHOOL | .07-02-2007 | 34.04 | 06-30-2007 | 46,957.32 |
| * LANGDON, BETTY JEAN | HEARST | .07-02-2007 | 36.20 | 06-30-2007 | 49,204.44 |
| * LANGE, SAMUEL M | SIMEON CAREER ACA | .07-02-2007 | 33.91 | 06-30-2007 | 46,957.32 |
| * LARA, LINDA LAZAR | C-W SPEC SVC IN/A | .08-01-2007 | 33.36 | 07-08-2007 | 50,974.80 |
| * LASCHOBBER, PATRICIA A | CLAREMONT ACADEMY | .07-02-2007 | 34.01 | 06-30-2007 | 56,648.88 |
| * LAURY, GERALDINE PEAVY | AVALON PARK | .08-01-2007 | 34.19 | 07-08-2007 | 87,012.48 |
| * LAWRENCE, RAYBURNE JOSEPH | GRAHAM TRAINING C | .08-01-2007 | 33.67 | 06-30-2007 | 47,598.72 |
| * LAWSON-MACK, MARY ANN | HUMAN RESOURCES | .08-01-2007 | 35.51 | 07-08-2007 | 67,086.00 |
| * LAZAR, DEENA S | GALE COMM ACAD | .07-02-2007 | 29.82 | 06-30-2007 | 48,109.08 |
| * LEAVELL, ZENOBIA | KOHN | .07-02-2007 | 27.62 | 06-30-2007 | 42,088.80 |
| * LEBITSKY, JUDY ANN | MOZART | .07-02-2007 | 34.24 | 06-30-2007 | 48,049.08 |
| * LECH, PATRICIA ELIZABETH | POWELL | .08-01-2007 | 33.09 | 07-08-2007 | 32,660.88 |
| * LEDVORA, JANICE LORRAINE | WOODSON SOUTH | .08-01-2007 | 35.06 | 07-08-2007 | 86,494.08 |
| * LEE, MARION ARVELIA | PULASKI ACADEMY | .07-02-2007 | 33.80 | 06-30-2007 | 43,638.60 |
| * LEHOTAN, CARMEN MONICA | NIGHTINGALE | .08-01-2007 | 34.70 | 07-08-2007 | 79,408.92 |
| * LELAND, MAUREEN ANN | GUNSAULUS ACADEMY | .07-02-2007 | 37.36 | 06-30-2007 | 53,667.24 |
| * LEMRISE, MARY FRANCES | TWAIN | .07-02-2007 | 34.90 | 06-30-2007 | 53,699.04 |
| * LESS, LORRAINE K | FOREMAN H S | .07-02-2007 | 28.32 | 06-30-2007 | 31,214.76 |
| * LESSER, KATHRYN LOUISE | SOLOMON | .07-02-2007 | 26.78 | 06-30-2007 | 27,653.04 |
| * LETT, ASA THOMAS | CORLISS H S | .07-02-2007 | 34.01 | 06-30-2007 | 54,116.04 |
| * LEVIN, JOEL | C B YORK ALT HS | .08-01-2007 | 40.14 | 07-08-2007 | 62,388.72 |

Optional Service Retirement Pensions (continued) 07/01/07 thru 08/31/07

| Name of Member | School or Final Status | 1st Check Date | Years of Service | Effective Date | Annual Pension |
|-----------------------------|------------------------|----------------|------------------|----------------|----------------|
| * LEVIN, JOEL H | DALEY ACAD | 07-02-2007 | 34.59 | 06-30-2007 | 49,659.96 |
| * LEVIN, MARILYN | BEAUBIEN | 07-02-2007 | 43.02 | 06-30-2007 | 51,345.84 |
| * LEVIN, SARAH STRAYER | VON HUMBOLDT | 07-02-2007 | 29.24 | 06-30-2007 | 44,140.68 |
| * LEVINE, VERONICA ANNE | C-W EARLY CHILDHO | 07-02-2007 | 35.67 | 06-30-2007 | 53,542.92 |
| * LEVINS, SUE ELLEN | CITY WIDE LITERACY | 07-02-2007 | 35.94 | 06-30-2007 | 53,667.24 |
| * LEWANDOWSKI, SHARON LEE | BYRNE | 07-02-2007 | 33.95 | 06-30-2007 | 52,444.56 |
| * LEWIS, ARLENE JOY | CHALMERS | 07-02-2007 | 35.10 | 06-30-2007 | 48,034.20 |
| * LEWIS, AUGUSTINE WALLACE | SCHILLER | 08-01-2007 | 35.12 | 07-08-2007 | 72,992.16 |
| * LEWIS, BOBBIE N | ROBESON H S | 07-02-2007 | 38.07 | 06-30-2007 | 51,173.76 |
| * LEWIS, DOROTHY LUCILLE | YOUNG MAGNET H S | 07-02-2007 | 35.77 | 06-30-2007 | 52,566.72 |
| * LEWIS, MATTIE CHRISTINE | HANCOCK H S | 07-02-2007 | 34.10 | 06-30-2007 | 52,467.60 |
| * LIEBERMAN, ROCHELLE FRIED | FARADAY | 07-02-2007 | 33.66 | 06-30-2007 | 45,072.60 |
| * LINDBERG, DALE ANN | STONE ACAD | 07-02-2007 | 35.27 | 06-30-2007 | 45,715.68 |
| * LISNER, ARYLISS LEE | C B YORK ALT HS | 08-01-2007 | 34.68 | 07-08-2007 | 65,248.68 |
| * LIST, DEBRA ANN | WEBSTER | 08-01-2007 | 29.68 | 07-08-2007 | 55,099.20 |
| * LITTAU, CLARA MARIE | DECATUR CLASSICAL | 07-02-2007 | 29.76 | 06-30-2007 | 47,093.52 |
| * LITTLE, ELONIA | BETHUNE | 07-02-2007 | 29.94 | 06-30-2007 | 33,173.88 |
| * LIVINGSTON, JAMES ALBERT | GRESHAM | 08-01-2007 | 33.88 | 07-08-2007 | 56,022.24 |
| * LOBBINS, DOLORES MOORE | RAY | 08-01-2007 | 34.81 | 07-08-2007 | 80,021.40 |
| * LOCKE, DAYA DIMITRA | CALUMET ACAD H S | 08-01-2007 | 32.71 | 07-08-2007 | 88,272.48 |
| * LOFTMAN, PAMELA ANNE | PASTEUR | 08-01-2007 | 34.49 | 07-08-2007 | 62,750.76 |
| * LOFTON, KATHLEEN VICTORIA | LAWRENCE | 07-02-2007 | 35.44 | 06-30-2007 | 46,961.52 |
| * LOGAN, GERALDINE MARIE | AUSTIN COMM H S | 07-02-2007 | 23.04 | 06-30-2007 | 26,944.56 |
| * LOMAX, FLOYD ANDREAU | ALTGELD | 07-02-2007 | 33.66 | 06-30-2007 | 44,178.36 |
| * LONG, MARGARET ANN | HIBBARD | 07-02-2007 | 37.29 | 06-30-2007 | 52,334.64 |
| * LONG, PATRICIA A | YOUNG | 07-02-2007 | 34.93 | 06-30-2007 | 52,858.44 |
| * LOPEZ, LORETTA | C-W SPEC SVCS SUP | 08-01-2007 | 35.39 | 07-08-2007 | 65,290.44 |
| * LOPEZ-SUBLETT, SUSAN | GLADSTONE | 07-02-2007 | 34.75 | 06-30-2007 | 54,396.00 |
| * LORYS, CARLEEN S. | C-W SPEC SVC IN/A | 08-01-2007 | 37.36 | 07-08-2007 | 72,414.36 |
| * LOWERY, GLORIA MARY | DALEY ACAD | 07-02-2007 | 38.48 | 06-30-2007 | 51,255.72 |
| * LOZADA, LAURA FAY | GOMPERS | 07-02-2007 | 34.57 | 06-30-2007 | 48,556.08 |
| * LUBLIN, DIANE ALICE | CHASE | 08-01-2007 | 32.66 | 07-24-2007 | 34,450.20 |
| * LUBOV, RUDY JOAN | GALE COMM ACAD | 08-01-2007 | 32.61 | 07-08-2007 | 94,350.60 |
| * LUGO, FILOMENA | AVONDALE | 07-02-2007 | 29.14 | 06-30-2007 | 45,773.88 |
| * LUSSENHOP, PAULINE ANNE | FARRAGUT CAREER A | 07-02-2007 | 26.89 | 06-30-2007 | 42,082.56 |
| * LYNN, SHIRLEY ANN | HAUGAN | 07-02-2007 | 26.55 | 06-30-2007 | 42,031.56 |
| * MACIULIS, RICHARD E | PLAMONDON | 07-01-2007 | 39.23 | 06-30-2007 | 54,065.52 |
| * MACKEVICIUS, NIJOLE ROMUA | MATH AND SCIENCE | 08-01-2007 | 19.27 | 07-08-2007 | 39,703.56 |
| * MACKROLA, NANCY ANN | CLISSOLD | 07-02-2007 | 34.28 | 06-30-2007 | 53,667.24 |
| * MADSEN, MARY LYNN | COLES | 07-02-2007 | 23.12 | 06-30-2007 | 32,911.08 |
| * MADURA, SUSAN L | AUSTIN COMM H S | 07-02-2007 | 32.24 | 06-30-2007 | 30,717.36 |
| * MAGEE-MOORE, JEAN | STEVENSON | 07-02-2007 | 38.54 | 06-30-2007 | 51,636.48 |
| * MAGETT, YVONNE MAYES | CHICAGO VOCATIONA | 07-02-2007 | 36.92 | 06-30-2007 | 50,368.92 |
| * MAIZE, BESSIE MIRIAM | TANNER | 07-02-2007 | 35.16 | 06-30-2007 | 47,795.04 |
| * MAJESKE, CATHERINE MAE | MORGAN PARK H S | 07-02-2007 | 30.71 | 06-30-2007 | 43,731.96 |
| * MALLETT, GENE WALDEN | LLOYD | 07-02-2007 | 34.31 | 06-30-2007 | 48,049.92 |
| * MALOBLOCKI, MARGARET ELI | BELL | 08-01-2007 | 36.36 | 07-08-2007 | 77,154.48 |
| * MALONE, CHARLES R | GWENDOLYN BROOKS | 07-02-2007 | 40.61 | 06-30-2007 | 52,840.56 |
| * MALOY, JERLYN WILLIAMS | MAY COMM ACAD | 08-01-2007 | 35.82 | 07-08-2007 | 90,168.12 |
| * MALTZ, MARCIA JOYCE | SULLIVAN H S | 07-02-2007 | 32.13 | 06-30-2007 | 47,295.72 |

Optional Service Retirement Pensions (continued) 07/01/07 thru 08/31/07

| Name of Member | School or Final Status | 1st Check Date | Years of Service | Effective Date | Annual Pension |
|-----------------------------|------------------------|----------------|------------------|----------------|----------------|
| * MALVA, WALTER JAMES | ENTREPRENEURSH P H | .07-02-2007 | 23.56 | 06-30-2007 | 27,778.68 |
| * MANDEL, JUDITH LYNN | HENRY | .07-02-2007 | 21.30 | 06-30-2007 | 30,098.28 |
| * MANIS, SPYRIDOULA | MONROE | .07-02-2007 | 33.45 | 06-30-2007 | 47,154.72 |
| * MANKOWSKI, CASIMIR JOHN | DAVIS | .07-02-2007 | 37.56 | 06-30-2007 | 46,957.32 |
| * MARAGH, MAE OMA | YATES | .07-02-2007 | 31.40 | 06-30-2007 | 49,320.72 |
| * MARINIER, THOMAS ALAN | CORLISS H S | .07-02-2007 | 34.42 | 06-30-2007 | 48,551.76 |
| * MARKOU, JOAN BETZELOS | PALMER | .07-02-2007 | 41.21 | 06-30-2007 | 53,542.68 |
| MARRON, EDWARD | SPENCER | .08-01-2007 | 26.53 | 07-21-2007 | 28,530.96 |
| * MARTIN, BARBARA JEAN | CLEMENTE COMM ACA | .07-01-2007 | 19.90 | 06-30-2007 | 25,654.56 |
| * MARTIN, BEVERLY ANN | SWIFT | .07-02-2007 | 37.32 | 06-02-2007 | 86,855.04 |
| MARTIN, JERRY | SUB TEACHER POSTAL | .08-01-2007 | 7.64 | 07-26-2004 | 7,204.80 |
| * MARTIN, KATHY R | GRESHAM | .07-02-2007 | 35.15 | 06-30-2007 | 50,364.60 |
| * MARTIN, LESLIE L | C-W EDUC GENERAL | .08-01-2007 | 39.16 | 07-08-2007 | 78,037.92 |
| * MARTIN, STEPHEN CHARLES | COLUMBUS | .08-01-2007 | 37.62 | 07-08-2007 | 65,626.44 |
| * MARTINEZ, FERNANDO | LANG & CULTURAL E | .08-01-2007 | 34.66 | 07-08-2007 | 88,197.60 |
| * MARTINEZ, JOSEPHINE | C-W SPEC SVC IN/A | .08-01-2007 | 35.37 | 07-08-2007 | 72,402.84 |
| * MARTINEZ, LESLYE ANN | REILLY | .07-02-2007 | 31.27 | 06-30-2007 | 48,209.40 |
| * MARTINEZ, LUIS M | PICCOLO ELEMENTAR | .07-02-2007 | 21.55 | 06-30-2007 | 32,243.88 |
| * MARZINELLI, LAURA A | PRITZKER | .07-02-2007 | 34.39 | 06-30-2007 | 48,162.12 |
| * MASLOV, SHARON LYNN | SCAMMON | .07-02-2007 | 33.51 | 06-30-2007 | 45,205.32 |
| * MASON, EUGENE | ASHE | .08-01-2007 | 34.10 | 07-08-2007 | 91,561.92 |
| * MASUR, DONNA | FARNSWORTH | .07-02-2007 | 30.34 | 06-30-2007 | 48,006.60 |
| * MATHIS, JOYCE MARIE | STONE ACAD | .07-02-2007 | 35.38 | 06-30-2007 | 46,957.32 |
| * MATTHEWS, CAROLYN A | CURIE METRO H S | .07-02-2007 | 36.58 | 06-30-2007 | 51,552.36 |
| * MATTHEWS, EUGENE | CRANE TECH H S | .07-02-2007 | 41.97 | 06-30-2007 | 56,375.76 |
| * MATTUCCI, SANDRA JEAN | NASH | .07-02-2007 | 31.98 | 06-30-2007 | 34,739.04 |
| * MAXIE, PATRICIA FAYE | CITY WIDE LITERACY | .07-02-2007 | 34.66 | 06-30-2007 | 56,126.04 |
| * MAXWELL, BERNICE | OVERTON | .08-01-2007 | 35.96 | 07-08-2007 | 74,196.48 |
| * MAY, ANNIE LEE | BENNETT | .07-02-2007 | 35.21 | 06-30-2007 | 50,181.12 |
| * MAYER, KATHLEEN PATRICIA | CARSON | .08-01-2007 | 35.37 | 07-08-2007 | 98,226.72 |
| * MAYER, RICHARD A | GALILEO SCHOLASTI | .07-01-2007 | 43.01 | 06-30-2007 | 50,181.12 |
| * MAYES, JACOB | C-W EDUC GENERAL | .08-01-2007 | 30.20 | 07-02-2007 | 26,655.96 |
| * MAZIQUE, CHARLES | C B YORK ALT HS | .08-01-2007 | 35.16 | 07-08-2007 | 63,238.44 |
| * MCBRIDE, AUSPERDELLA CLE | HOWE | .07-02-2007 | 33.02 | 06-30-2007 | 39,137.52 |
| * MCCABE, VIRGINIA LEE | SIMEON CAREER ACA | .07-02-2007 | 23.24 | 06-30-2007 | 40,402.56 |
| * MCCAFFRAY, MARGARET MARY | BURROUGHS | .07-02-2007 | 33.79 | 06-30-2007 | 39,185.04 |
| * MCCALLUM, LOUELLA WILSON | SAWYER | .07-02-2007 | 34.83 | 06-30-2007 | 51,761.40 |
| * MCCANN BEAVERS, SANDRA MI | MAY COMM ACAD | .08-01-2007 | 35.95 | 07-08-2007 | 99,493.92 |
| * MCCLAIN, CATHERINE | AMES SCHOOL | .07-02-2007 | 33.71 | 06-30-2007 | 39,200.28 |
| * MCCLELLAN, REGINA | LASALLE LANG ACAD | .08-01-2007 | 34.59 | 07-08-2007 | 71,406.24 |
| * MCCLELLAND, PATRICIA | HUGHES L | .07-02-2007 | 20.58 | 06-30-2007 | 28,986.24 |
| * MCCLENDON, CARRIE A | ESMOND | .07-02-2007 | 34.88 | 06-30-2007 | 52,566.72 |
| * MCCOMBS, PATRICIA S | WALSH | .07-02-2007 | 35.91 | 06-30-2007 | 50,247.36 |
| * MCDERMOTT, JOHN J | BOGAN TECH H S | .07-02-2007 | 32.88 | 06-30-2007 | 35,426.52 |
| * MCDONALD, VERA | HURLEY | .07-02-2007 | 24.68 | 06-30-2007 | 35,308.20 |
| * MCDOWELL, MATTHEW | CHICAGO VOCATIONA | .08-01-2007 | 48.03 | 07-01-2007 | 54,773.88 |
| * MCFALL, LILLIE JEAN | HAWTHORNE ACAD | .07-02-2007 | 32.16 | 06-30-2007 | 43,104.12 |
| * MCFARLAND, IREDEAN | LINCOLN PARK H S | .07-02-2007 | 34.96 | 06-30-2007 | 52,369.56 |
| * MCGOVERN, JANE ELLEN | CAMERON | .07-02-2007 | 33.31 | 06-30-2007 | 40,127.04 |
| * MCGUFFAGE, JAMES M | CARVER MILITARY | .07-02-2007 | 40.60 | 06-30-2007 | 50,935.92 |

Optional Service Retirement Pensions (continued) 07/01/07 thru 08/31/07

| Name of Member | School or Final Status | 1st Check Date | Years of Service | Effective Date | Annual Pension |
|-----------------------------|------------------------|----------------|------------------|----------------|----------------|
| * MCGUIRE, THOMAS J | HUMAN RESOURCES | .08-01-2007 | 38.71 | 07-08-2007 | 74,851.56 |
| * MCHUGH, AGNES MARIE | DARWIN | .07-02-2007 | 32.48 | 06-30-2007 | 36,120.84 |
| * MCKAMEY, ERIC SOMERVILLE | PEABODY | .07-02-2007 | 31.63 | 06-30-2007 | 43,456.68 |
| * MCKAY, MARY IRWIN | GREENE | .07-02-2007 | 20.60 | 06-30-2007 | 27,318.36 |
| * MCKELVEY, SHEILA JAN | CROWN COMM ACAD | .07-02-2007 | 35.26 | 06-30-2007 | 48,162.12 |
| MCKENNA, MICHAEL K | FORMER MEMBER | .08-01-2007 | 14.68 | 10-10-2005 | 6,365.28 |
| * MCKINNON, JOHNELLA E | STOCKTON | .08-01-2007 | 34.47 | 07-08-2007 | 75,997.32 |
| * MCLAUGHLIN, KATHLEEN F | PORTAGE PARK | .07-02-2007 | 49.71 | 06-30-2007 | 46,701.12 |
| * MCLEARY, MAUDESTINE ELIZA | MCNAIR ACAD CTR | .07-02-2007 | 35.61 | 06-30-2007 | 59,834.28 |
| * MCMILLIAN, MARJORIE HAYNE | HURLEY | .07-02-2007 | 35.78 | 06-30-2007 | 48,166.44 |
| * MCNEELA, JOSEPH E | CURIE METRO H S | .07-02-2007 | 38.61 | 06-30-2007 | 51,088.20 |
| * MCREYNOLDS, DORIS | CUFFE | .08-01-2007 | 34.45 | 07-08-2007 | 47,777.40 |
| * MCSHAN, BERNARD LEE | CARNEGIE | .07-02-2007 | 35.41 | 06-30-2007 | 48,049.92 |
| * MCSWINE, ENOCH | C-W EDUC GENERAL | .07-02-2007 | 35.37 | 06-30-2007 | 48,411.12 |
| * MCVADY, JOAN AGNES | OWEN SCHOL ACAD | .07-02-2007 | 29.68 | 06-30-2007 | 47,105.40 |
| * MEARIEWEATHER, PATRICIA | SCHOOL OF TECH | .07-02-2007 | 35.31 | 06-30-2007 | 50,061.48 |
| * MELLIS, LINDA P | C-W SPEC SVCS SUP | .07-02-2007 | 17.63 | 06-30-2007 | 25,396.20 |
| * MELMAN, RONALD ALBERT | LAKE VIEW H S | .07-02-2007 | 32.89 | 06-30-2007 | 57,128.64 |
| * MELTZ, NADINE HARRIET | HANSON PARK | .07-02-2007 | 15.48 | 06-30-2007 | 20,491.32 |
| * MENCONI, JAMES PASQUAL | MONROE | .08-01-2007 | 38.88 | 07-08-2007 | 101,615.64 |
| * MENTER, PHYLLIS | SCH & COMM RELS | .08-01-2007 | 40.20 | 07-08-2007 | 72,179.52 |
| * MEREDITH, BARBARA LYNN | AVALON PARK | .07-02-2007 | 38.37 | 06-30-2007 | 50,741.64 |
| * MERIWEATHER DANSO, LINDA | MARCONI COMM ACAD | .08-01-2007 | 34.31 | 07-08-2007 | 63,301.56 |
| * MESTROVIC, CATHLEEN MARIA | KELVYN PARK H S | .07-02-2007 | 34.54 | 06-30-2007 | 52,566.72 |
| * METCALF, SUSAN ELOISE | GOETHE | .07-02-2007 | 32.36 | 06-30-2007 | 47,697.72 |
| * METCALFE, CASSANDRA ELAIN | WATERS | .07-02-2007 | 34.78 | 06-30-2007 | 51,730.92 |
| * METZ, FREDERIC WILLIAM | GRAHAM | .08-01-2007 | 36.86 | 07-08-2007 | 83,537.88 |
| * MHOON, RICHARD WENDELL | GRIMES | .07-02-2007 | 34.01 | 06-30-2007 | 54,864.24 |
| * MIDDLETON, BETTY JEANNE | FULTON | .07-02-2007 | 29.72 | 06-30-2007 | 39,994.68 |
| * MILLER, CELESTE F | NOBEL | .07-02-2007 | 37.84 | 06-30-2007 | 48,083.28 |
| * MILLER, EDWARD PETER | MATHER H S | .07-02-2007 | 33.08 | 06-30-2007 | 46,802.28 |
| * MILLER, EUGENE M | MATHER H S | .07-02-2007 | 36.19 | 06-30-2007 | 48,523.32 |
| * MILLER, JOANNE RAYE | NASH | .07-02-2007 | 22.92 | 06-30-2007 | 36,080.64 |
| * MILLER, KATIE MAE | REASSIGNED TEACHER | .07-02-2007 | 21.60 | 06-30-2007 | 29,538.84 |
| * MILLER, LYNN TERRY | OVERTON | .07-02-2007 | 28.03 | 06-30-2007 | 25,428.96 |
| * MILLER, ROBERT CARL | BOGAN TECH H S | .08-01-2007 | 36.24 | 07-08-2007 | 91,770.00 |
| * MIR, CAROLYN NADINE | CAMERON | .07-02-2007 | 26.03 | 06-30-2007 | 41,161.80 |
| * MOHAMMED, DONNA | BARRY | .07-02-2007 | 21.06 | 06-30-2007 | 25,110.12 |
| * MOHR, LINDA HENRIETTA | AUSTIN COMM H S | .07-02-2007 | 37.92 | 06-30-2007 | 51,350.40 |
| * MOLESKY, MILLIE | KELLOGG | .07-02-2007 | 25.71 | 06-30-2007 | 27,373.32 |
| * MOLLOY, BARBARA ANN | MOOS | .07-02-2007 | 20.27 | 06-30-2007 | 25,629.48 |
| * MONTGOMERY, NAPOLEON | INGLEWOOD ACAD H | .07-02-2007 | 15.23 | 06-30-2007 | 23,523.96 |
| * MONTGOMERY, PEARL ELIZABE | FALCONER | .07-02-2007 | 35.88 | 06-30-2007 | 54,374.28 |
| * MONTROSE, RUTH HELEN | HIBBARD | .07-02-2007 | 38.41 | 06-30-2007 | 54,150.12 |
| * MOORE, KATHLEEN CAREY | JENNER | .07-02-2007 | 34.91 | 06-30-2007 | 54,072.24 |
| * MOORE, PETRINA L | FERMI | .07-02-2007 | 47.76 | 06-30-2007 | 47,368.68 |
| * MORALES, RIGARDO PUNZALAN | LEMOYNE | .07-02-2007 | 34.26 | 06-30-2007 | 50,746.20 |
| * MORAN, JAMES EDWARD | MORRILL | .07-02-2007 | 20.03 | 06-30-2007 | 25,922.88 |
| * MORGAN, ELLA MAE | INGLEWOOD ACHEIVE | .07-02-2007 | 34.55 | 06-30-2007 | 48,411.12 |
| * MORGAN, JACQUELINE ELAINE | GOODLOW MAGNET | .07-02-2007 | 22.15 | 06-30-2007 | 30,509.76 |

Optional Service Retirement Pensions (continued) 07/01/07 thru 08/31/07

| Name of Member | School or Final Status | 1st Check Date | Years of Service | Effective Date | Annual Pension |
|------------------------------|------------------------|----------------|------------------|----------------|----------------|
| * MORIELLO, GARY MICHAEL | GLADSTONE | .08-01-2007 | 36.16 | 07-08-2007 | 97,171.80 |
| * MORRIS, ALICE M | MARSHALL METRO H | .07-02-2007 | 35.76 | 06-30-2007 | 58,090.32 |
| * MORRIS, DELORES LEE | HARPER H S | .07-02-2007 | 36.00 | 06-30-2007 | 67,935.36 |
| * MORRIS-ELVERY, DONNA | ELLINGTON | .07-02-2007 | 36.31 | 06-30-2007 | 49,106.64 |
| * MORRISON, EILEEN MARY | WASHINGTON H S | .07-02-2007 | 24.19 | 06-30-2007 | 33,516.96 |
| * MORRISON, PEGGI ANN | BRIDGEPORT ACADEM | .07-02-2007 | 34.40 | 06-30-2007 | 51,470.04 |
| * MORRISON, VIVIAN J | C-W EARLY CHILDHO | .08-01-2007 | 34.52 | 07-08-2007 | 57,397.56 |
| * MORTON, DORIS CARTER | LEWIS | .07-02-2007 | 19.39 | 06-30-2007 | 26,289.36 |
| * MOSES, LAVERNE | C-W EARLY CHILDHO | .07-02-2007 | 34.23 | 06-30-2007 | 51,102.84 |
| * MOSLEY, DOCK | NASH | .07-02-2007 | 32.58 | 06-30-2007 | 47,910.48 |
| * MOTYKOWSKI, RONALD F | IDOC/HEALY SOUTH | .08-01-2007 | 36.53 | 07-08-2007 | 62,396.52 |
| * MOULTRIE, ROBBIE LUCILLE | BATEMAN | .08-01-2007 | 33.94 | 06-30-2007 | 46,957.32 |
| * MOY, ROSE | HAINES | .07-02-2007 | 35.04 | 06-30-2007 | 48,049.92 |
| * MOYA, ROBERTA A | MATHER H S | .07-02-2007 | 31.94 | 06-30-2007 | 45,020.64 |
| * MUHAMMAD, KIMBERLY BETTI | SCH & COMM RELS | .08-01-2007 | 34.28 | 07-08-2007 | 85,899.24 |
| * MULLINS, JOHN J | TAFT H S | .07-02-2007 | 43.01 | 06-30-2007 | 63,097.44 |
| * MYLES, WILLIAM MILLER | SIMEON CAREER ACA | .08-01-2007 | 35.15 | 06-30-2007 | 60,898.08 |
| * NADDY, CANDACE THERESE | LAVIZZO ELEMENTAR | .07-02-2007 | 33.79 | 06-30-2007 | 33,066.60 |
| * NAGEL, HELEN MARTHA | JAHN | .07-02-2007 | 22.21 | 06-30-2007 | 27,875.88 |
| * NAJMAN, ILENE M | CITY WIDE LITERACY | .07-02-2007 | 34.70 | 06-30-2007 | 53,351.64 |
| * NALLS, DAVID EVANDARD | SCHURZ H S | .07-02-2007 | 34.89 | 06-30-2007 | 48,049.92 |
| * NARAKAS, GARY A | SENN METRO ACAD | .07-02-2007 | 33.75 | 06-30-2007 | 40,206.72 |
| * NAREA, AMY WEISS | LASALLE LANG ACAD | .08-01-2007 | 34.96 | 07-08-2007 | 95,871.84 |
| * NEAL, BERNADETTE LUCILLE | MONROE | .07-02-2007 | 11.81 | 06-30-2007 | 16,112.76 |
| * NEBRIDA, JOSE MONFORT | C-W SPEC SVCS SUP | .07-02-2007 | 29.98 | 06-30-2007 | 55,525.44 |
| * NELSEN, JAMES M | MATHER H S | .07-02-2007 | 38.93 | 06-30-2007 | 54,345.48 |
| * NELSON, RITA S | MATH AND SCIENCE | .08-01-2007 | 36.21 | 07-08-2007 | 76,932.84 |
| * NELSON, SUSAN K | PRICE | .07-02-2007 | 7.36 | 09-01-2005 | 7,941.60 |
| * NEUMANN, MARYANN | LAFAYETTE | .07-02-2007 | 38.05 | 06-30-2007 | 48,054.24 |
| * NEWKIRK, JEAN A | SCHOOL OF TECH | .07-02-2007 | 38.32 | 06-30-2007 | 52,617.24 |
| * NEWMAN, BETTY | BRENTANO | .07-02-2007 | 37.21 | 06-30-2007 | 53,542.68 |
| * NEWMAN, MABLE | ROQUE DE DUPREY | .07-02-2007 | 37.72 | 06-30-2007 | 55,005.00 |
| * NGUYEN, PETER PLUNKETT | HAUGAN | .07-02-2007 | 26.09 | 06-30-2007 | 38,306.64 |
| * NICHOLS, PATRICIA G | GWENDOLYN BROOKS | .08-01-2007 | 35.19 | 07-08-2007 | 83,860.08 |
| * NOBLE, MAUREEN CELESTE | SUB TEACHER POSTAL | .08-01-2007 | 26.63 | 06-30-2007 | 23,538.48 |
| * NOCHOWITZ, MARVIN LEE | HAINES | .07-02-2007 | 39.66 | 06-30-2007 | 50,380.08 |
| * NOCULA, JOSEPHINE THERESA | PROSSER CAREER AC | .07-02-2007 | 39.16 | 06-30-2007 | 50,521.56 |
| * NORRIS, PAULETTE B | C-W SPEC SVC IN/A | .07-02-2007 | 37.36 | 06-30-2007 | 53,641.56 |
| * NOVY, NADEENE CAROL | JUNGMAN | .07-02-2007 | 35.08 | 06-30-2007 | 51,255.72 |
| * NOWOBIELSKI, JOHN J | ENGLEWOOD ACAD H | .07-02-2007 | 37.90 | 06-30-2007 | 55,297.92 |
| * O'BRIEN-AUSTERN, VIRGINIA | SENN ACHIEVE ACAD | .07-02-2007 | 32.44 | 06-30-2007 | 36,989.76 |
| * O'DONNELL, DANIEL | MONTEFIORE SPECIA | .08-01-2007 | 21.74 | 07-08-2007 | 33,314.64 |
| * O'HALLERAN, PATRICIA CULLE | FARNSWORTH | .07-02-2007 | 22.22 | 06-30-2007 | 33,045.60 |
| * O'KEEFE, KATHLEEN | MASON | .08-01-2007 | 34.61 | 07-08-2007 | 57,137.88 |
| * O'MALLEY-DURKIN, MARGARET | DALEY ACAD | .07-02-2007 | 34.01 | 06-30-2007 | 48,162.12 |
| * O'TOOLE, JAMES | JEFFERSON N | .08-01-2007 | 34.10 | 07-08-2007 | 61,328.40 |
| * OATIS, NEWSOME | CHICAGO VOCATIONA | .07-02-2007 | 20.51 | 06-30-2007 | 30,871.20 |
| * OKEEFE, GERALDINE MARIE | BELL | .07-02-2007 | 52.03 | 06-30-2007 | 52,210.08 |
| * OKOJE, GLENDA FAYE | COPERNICUS | .07-02-2007 | 34.33 | 06-30-2007 | 46,957.32 |
| * OLAWOYE, MARGARET | GARY | .08-01-2007 | 38.37 | 07-08-2007 | 68,409.72 |

Optional Service Retirement Pensions (continued) 07/01/07 thru 08/31/07

| Name of Member | School or Final Status | 1st Check Date | Years of Service | Effective Date | Annual Pension |
|------------------------------|--------------------------|----------------|------------------|----------------|----------------|
| * OLIVI, NANCY RENEE |CLEMENTE COMM ACA | .07-02-2007 | 36.74 | 06-30-2007 | 52,013.04 |
| * OLSON, CONSTANCE ROSE |WHITE | .07-02-2007 | 33.84 | 06-30-2007 | 45,505.92 |
| * OMASTIAK, BRUCE JOHN |BOGAN TECH H S | .07-02-2007 | 37.01 | 06-30-2007 | 53,011.56 |
| * OPRINOVICH, CELIA KATHLEEN |POE CLASSICAL | .07-02-2007 | 33.74 | 06-30-2007 | 37,940.28 |
| * ORENSTEIN, MICHAEL |HIBBARD | .07-02-2007 | 42.01 | 06-30-2007 | 54,344.52 |
| * ORLOFF, MYRNA R |SUB TEACHER POSTAL | .08-01-2007 | 8.08 | 06-30-2007 | 4,295.76 |
| * ORTIZ, ELENA |AVONDALE | .07-02-2007 | 34.14 | 06-30-2007 | 47,919.72 |
| * OSTMAN, ELIZABETH ANN |DISNEY MAGNET | .07-02-2007 | 31.95 | 06-30-2007 | 34,076.64 |
| * OTA, GERALDINE S |SUB TEACHER POSTAL | .08-01-2007 | 5.18 | 06-30-2007 | 4,265.40 |
| * OWENS, JUDITH ANN |JORDAN SCHOOL | .07-02-2007 | 35.52 | 06-30-2007 | 48,272.28 |
| * OWENS, LINDA LEONIE |C-W SPEC SVCS SUP | .07-02-2007 | 31.46 | 06-30-2007 | 44,292.60 |
| * OWENS, ZENOBIA RUTH |CHRISTOPHER | .07-02-2007 | 20.29 | 06-30-2007 | 26,718.96 |
| * OZAG, LINDA KATHLEEN |MCCUTCHEON | .07-02-2007 | 33.75 | 06-30-2007 | 53,135.16 |
| * PAHLKE, BARBARA J |NASH | .07-02-2007 | 35.46 | 06-30-2007 | 53,672.04 |
| * PALMER, DR. CARMEN |BEASLEY ACAD MAG | .07-02-2007 | 35.25 | 06-30-2007 | 53,277.84 |
| * PARAMORE, CAROLYN LOUISE |GAGE PARK H S | .07-02-2007 | 32.04 | 06-30-2007 | 45,258.48 |
| * PARKE, GAIL |OTIS | .07-02-2007 | 44.49 | 06-30-2007 | 56,959.44 |
| * PARKER, MARY ALICE |O'KEEFE | .07-02-2007 | 27.58 | 06-30-2007 | 43,359.36 |
| * PARKER, YVONNE BRYANT |GARVEY | .07-02-2007 | 34.06 | 06-30-2007 | 49,198.20 |
| * PARYLAK, BEVERLY J |FOREMAN H S | .07-02-2007 | 36.78 | 06-30-2007 | 56,398.92 |
| * PASKAUSKAS, CYNTHIA ELIZAB |WOODSON SOUTH | .07-02-2007 | 37.61 | 06-30-2007 | 46,957.32 |
| * PASKO, STANLEY JOSEPH |C-W SPEC SVCS SUP | .07-02-2007 | 29.61 | 06-30-2007 | 57,478.80 |
| * PATE, LEDORA E |C-W SPEC SVC IN/A | .07-02-2007 | 32.89 | 06-30-2007 | 44,829.84 |
| * PATEL, BHANUMATI R |SPENCER | .07-02-2007 | 31.10 | 06-30-2007 | 38,344.20 |
| * PATRICK, JAMES EDWARD |SCHOOL OF LEADRSH | .08-01-2007 | 25.71 | 07-08-2007 | 37,951.80 |
| * PATTERSON, ROSEANN CAROL |SKINNER | .07-02-2007 | 32.86 | 06-30-2007 | 45,509.52 |
| * PATTON, ANTIONETTE |MASON | .08-01-2007 | 34.29 | 07-08-2007 | 83,408.16 |
| * PATTON, CAROLE PARKER |OFFICE OF READING | .08-01-2007 | 34.65 | 07-08-2007 | 70,610.88 |
| * PAULEY, NILDA |TAFT H S | .07-02-2007 | 34.96 | 06-30-2007 | 57,510.00 |
| * PAWELSKI, JAMES CHRISTOPHE |FALCONER | .08-01-2007 | 36.36 | 07-08-2007 | 100,117.08 |
| * PAYTON-FALOLA, DELORES |WOODS ACADEMY | .07-02-2007 | 24.17 | 06-30-2007 | 32,768.52 |
| * PEACOCK, EDWARD R |EL CUARTO ANO/ASSOC | .08-01-2007 | 26.01 | 07-16-2006 | 38,951.64 |
| * PEAL, RONALD S |SUB TEACHER POSTAL | .07-02-2007 | 5.23 | 06-30-2007 | 2,153.76 |
| * PEARCE, PAMELA SUZETTE |C-W SPEC SVC IN/A | .08-01-2007 | 28.83 | 07-08-2007 | 39,318.12 |
| * PECORA, AMELIA P |AREA INS OFFICE 2 | .07-02-2007 | 21.26 | 06-30-2007 | 31,016.40 |
| * PENIX, BRENDA CAROL |CITY WIDE LITERACY | .07-02-2007 | 35.69 | 06-30-2007 | 56,198.04 |
| * PEPPLER, DENIS JOSEPH |WHITNEY | .07-02-2007 | 37.99 | 06-30-2007 | 53,477.16 |
| * PERALES, ANAMARIA P |C-W SPEC SVCS SUP | .08-01-2007 | 33.97 | 07-08-2007 | 67,017.60 |
| * PERALES, DOLORES |OSS CLUSTER TWO | .07-02-2007 | 32.18 | 08-12-2006 | 62,556.72 |
| * PEREZ, ENILDA |MADERO MIDDLE | .08-01-2007 | 23.04 | 07-08-2007 | 24,759.72 |
| * PERKINS, RONALD E |HIRSCH METRO H S | .07-02-2007 | 8.75 | 06-30-2007 | 11,303.52 |
| * PERRY, MAXINE LOUISE |DETT | .08-01-2007 | 34.37 | 07-08-2007 | 73,634.28 |
| * PERRY, THERESA A |HYDE PARK ACAD H | .07-02-2007 | 35.59 | 06-30-2007 | 48,049.92 |
| * PESCE, GINO |ORIOLE PARK | .08-01-2007 | 34.91 | 07-08-2007 | 81,445.56 |
| * PETRY, CAROLYN |WASHINGTON H S | .07-02-2007 | 34.49 | 06-30-2007 | 46,957.32 |
| * PHILLIPS, JACQUELINE IRENE |C-W SPEC SVC IN/A | .08-01-2007 | 26.61 | 07-08-2007 | 48,563.76 |
| * PICKETT, PAMELA JOYCE |WILLIAMS MULTIPLE | .07-02-2007 | 34.80 | 06-30-2007 | 52,516.32 |
| * PIERZCHALSKI, LINDA ANNE |AREA INS OFFICE 1 | .08-01-2007 | 39.28 | 07-08-2007 | 101,670.72 |
| * PIKE, PATRICIA E |MCDADE CLASSICAL | .07-02-2007 | 34.16 | 06-30-2007 | 50,741.64 |
| * PISSIOS, SPIROS |NORTHSIDE CENTER | .07-02-2007 | 38.72 | 06-30-2007 | 57,794.64 |

Optional Service Retirement Pensions (continued) 07/01/07 thru 08/31/07

| Name of Member | School or Final Status | 1st Check Date | Years of Service | Effective Date | Annual Pension |
|----------------------------|--------------------------|-----------------|------------------|----------------|----------------|
| * PITCHER, BETTY BARTLEY |BYRNE |07-02-2007 | 34.46 | 06-30-2007 | 50,247.36 |
| * PITTARD, BETTY J |SUB TEACHER POSTAL |07-02-2007 | 11.86 | 06-30-2007 | 12,720.12 |
| * PITTMAN, DONALD R |HS DEVELOPMENT |08-01-2007 | 36.31 | 07-08-2007 | 107,100.00 |
| * POHREHNY, BARBARA |TECHNOLOGY SVCS |08-01-2007 | 33.19 | 07-08-2007 | 49,046.76 |
| * POLASEK, STEPHEN ROBERT |KENNEDY H S |07-02-2007 | 35.81 | 06-30-2007 | 48,689.04 |
| * POLK, MARY R |ATTUCKS |07-02-2007 | 37.46 | 06-30-2007 | 48,166.44 |
| * POLLACK, LLOYD J |C-W EDUC GENERAL |07-02-2007 | 37.01 | 06-30-2007 | 60,664.92 |
| * POLLS, JILL LAWRENCE |MELODY |07-02-2007 | 34.54 | 06-30-2007 | 53,351.64 |
| * POLZIN, JOHN PAUL |CURIE METRO H S |07-02-2007 | 34.98 | 06-30-2007 | 64,340.52 |
| * POMP, JANICE SUE |OWENS COMM ACAD |07-02-2007 | 33.78 | 06-30-2007 | 34,698.00 |
| * POPISH, BARBARA JEAN |NIGHTINGALE |08-01-2007 | 37.57 | 07-08-2007 | 74,027.40 |
| * PORTER, DEBRA G |WOODSON SOUTH |07-02-2007 | 34.15 | 06-30-2007 | 49,111.08 |
| * PORTER, HEDDIE J |COLLINS H S |07-02-2007 | 34.28 | 06-30-2007 | 43,409.52 |
| * PORTER, J YVONNE |CARTER |07-02-2007 | 33.69 | 06-30-2007 | 29,499.60 |
| * POST, ELISE H |HOPE COLLEGE PREP |07-02-2007 | 10.04 | 06-30-2007 | 14,476.44 |
| * POWELL, FREDDIE J |NETTELHORST |07-01-2007 | 37.81 | 06-30-2007 | 49,111.08 |
| * POWELL, PATRICIA A |PARKER COMM ACAD |07-02-2007 | 33.91 | 06-30-2007 | 43,060.68 |
| * POZO, GUIDO |C-W EDUC GENERAL |08-01-2007 | 15.84 | 07-11-2007 | 7,554.60 |
| * PREKEZES, FREDERIKA |DISNEY MAGNET |07-02-2007 | 34.76 | 06-30-2007 | 53,667.24 |
| * PRINCE, CONSTANCE ANNE |KENWOOD ACAD H S |07-02-2007 | 31.89 | 06-30-2007 | 41,076.36 |
| * PRINCE, LILLIE |DEPT OF EARLY CHI |07-01-2007 | 21.75 | 05-31-2007 | 32,858.64 |
| * PRINGLE, GRETA COOPER |WARD LAURA |07-02-2007 | 20.14 | 06-30-2007 | 28,389.00 |
| * PROCKOVIC, BROOKE MARIA |JENNER |07-02-2007 | 35.44 | 06-30-2007 | 48,411.12 |
| * PROSANSKY, JEFFREY |FALCONER |07-02-2007 | 35.56 | 06-30-2007 | 51,465.48 |
| * PRUITT, CAROLYN |TALCOTT |07-02-2007 | 34.79 | 06-30-2007 | 53,667.24 |
| * PRYOR, ALLEYNE PATSY |BARNARD |07-02-2007 | 34.63 | 06-30-2007 | 53,667.24 |
| * PUGH, EULEAN |COLLINS H S |07-02-2007 | 28.89 | 06-30-2007 | 44,296.32 |
| * PURVIS, TERESA |LAWRENCE |07-02-2007 | 32.87 | 06-30-2007 | 37,866.48 |
| * QUAID, CHRISTINE ANNETTE |AMUNDSEN H S |07-02-2007 | 34.84 | 06-30-2007 | 48,162.12 |
| * QUINLAN, EILISH |MARQUETTE, JAMES |07-02-2007 | 34.41 | 06-30-2007 | 52,444.56 |
| * QUINN, KEVIN ARTHUR |JEFFERSON N |08-01-2007 | 41.26 | 07-08-2007 | 63,954.84 |
| * QUINN, MARILYN JULIA |BURROUGHS |07-02-2007 | 31.58 | 06-30-2007 | 33,909.96 |
| * QUIRK, CAROLYN LUELLA |LANE TECH H S |07-02-2007 | 25.28 | 06-30-2007 | 37,650.84 |
| * RACKAUSKAS, RAMUNE M |STEVENSON |07-02-2007 | 12.72 | 06-30-2007 | 18,727.56 |
| * RAJKOWSKI, LYNNE C |HEDGES |07-01-2007 | 31.40 | 06-30-2007 | 43,322.88 |
| * RAMOS, CHRISTINE CARROLL |MURPHY |07-02-2007 | 32.89 | 06-30-2007 | 49,351.56 |
| * RAMOS, MONSERRATE |MIRELES |07-02-2007 | 17.38 | 06-30-2007 | 23,944.08 |
| * RANDOLPH, LINDA DIANE |CARVER PRIMARY |08-01-2007 | 35.08 | 07-08-2007 | 101,226.84 |
| * RANGEL, TENNESSEE JUAREZ |THORP O A ACAD |07-02-2007 | 35.39 | 06-30-2007 | 53,667.24 |
| * RANSFER, GENEVA |AREA INS OFFICE 1 |08-01-2007 | 28.24 | 07-08-2007 | 55,896.12 |
| * RAPP, JOANN M |C-W SPEC SVC IN/A |07-02-2007 | 26.68 | 06-30-2007 | 20,798.76 |
| * RATAJ, NANCY ELLEN |BYRNE |07-02-2007 | 34.56 | 06-30-2007 | 54,608.88 |
| * RAYMER, LARRY L |JEFFERSON N |08-01-2007 | 24.75 | 07-08-2007 | 42,518.64 |
| * REASON, DIANNE SHARON |METCALFE COMM ACA |07-02-2007 | 34.41 | 06-30-2007 | 50,061.48 |
| * RECZEK, PATRICIA ANN |FALCONER |07-02-2007 | 39.96 | 06-30-2007 | 54,344.52 |
| * REED, NORMA C |LANE TECH H S |07-02-2007 | 51.06 | 06-30-2007 | 53,667.24 |
| * REED, SANDRA MYRIA |JONES COLL PREP H |07-02-2007 | 34.36 | 06-30-2007 | 48,162.12 |
| * REESE, HARRIET |WILLIAMS PREP SCHOO |08-01-2007 | 35.74 | 07-08-2007 | 56,317.56 |
| * REEVES, JOANN M |JOHNSON |07-02-2007 | 35.48 | 06-30-2007 | 48,504.60 |
| * REISMAN, BONITA H |NOBEL |07-02-2007 | 32.50 | 06-30-2007 | 39,334.56 |

Optional Service Retirement Pensions (continued) 07/01/07 thru 08/31/07

| Name of Member | School or Final Status | 1st Check Date | Years of Service | Effective Date | Annual Pension |
|------------------------------|--------------------------|-----------------|------------------|----------------|----------------|
| * RENDAK, MARTHA ANN |GRAY |08-01-2007 | 23.55 | 06-30-2007 | 32,981.16 |
| * RESENDEZ, VIRGINIA ANN |HYDE PARK ACAD H |07-02-2007 | 25.19 | 06-30-2007 | 34,893.36 |
| * RETTKER, GLORIA LYNN |HALE |07-02-2007 | 36.29 | 06-30-2007 | 48,162.12 |
| * REYES, REYNES |GOUDY |08-01-2007 | 34.19 | 07-08-2007 | 100,619.28 |
| * REYNOLDS, RONALD |HINTON |07-01-2007 | 33.96 | 06-30-2007 | 50,320.56 |
| * RICHARDS, GERALDINE DICKER |FARADAY |07-02-2007 | 36.55 | 06-30-2007 | 50,066.04 |
| * RICHARDS, YVONNE DORIS |FISKE |07-02-2007 | 17.10 | 06-30-2007 | 26,212.44 |
| * RICHARDSON, ANNIE W |MORGAN PARK H S |07-02-2007 | 42.06 | 06-30-2007 | 53,352.48 |
| * RICHARDSON, BARBARA FRANC |BONTEMPS |08-01-2007 | 17.28 | 06-30-2007 | 21,732.96 |
| * RICHARDSON, OLEEVA ADAMS |HIGH SCHOOL ATTENDA | 07-02-2007 | 37.81 | 06-30-2007 | 52,311.00 |
| * RICHARDSON, YVONNE |HENDERSON |07-02-2007 | 32.82 | 06-30-2007 | 32,594.04 |
| * RIDLEY, MARY RANDALL |NETTELHORST |07-02-2007 | 34.40 | 06-30-2007 | 53,672.04 |
| * RILEY, DONNA |ELLINGTON |07-02-2007 | 37.89 | 06-30-2007 | 51,118.44 |
| * RIMKUNAS, GRAZINA E |GRISSOM |07-02-2007 | 21.02 | 06-30-2007 | 32,752.56 |
| * RIVERA, FAUSTO RAFAEL |WATERS |07-02-2007 | 24.94 | 06-30-2007 | 38,241.12 |
| * RIZIK, GERALDINE MARIE |TAFT H S |08-01-2007 | 45.26 | 07-08-2007 | 82,155.84 |
| * RIZZUTO, REGINA M |LYON |07-02-2007 | 43.06 | 06-30-2007 | 47,919.72 |
| * ROAN, ROBERT FRANKLIN |SCHOOL OF LEADRSH |08-01-2007 | 21.99 | 07-08-2007 | 31,831.80 |
| * ROBINSON, JANE CAROLYN |SHOESMITH |07-02-2007 | 25.60 | 06-30-2007 | 29,982.96 |
| * ROBINSON, JOHN RUSSELL |SENN METRO ACAD |07-02-2007 | 23.43 | 06-30-2007 | 30,052.08 |
| * ROCKLIN, JACK W |CLEVELAND |08-01-2007 | 41.41 | 07-08-2007 | 97,807.44 |
| * RODRIGUEZ, EUGENE MARK |HIRSCH METRO H S |07-02-2007 | 41.33 | 06-30-2007 | 50,185.68 |
| * RODRIGUEZ, JOSEPH L |LASALLE LANG ACAD |07-02-2007 | 32.97 | 06-30-2007 | 46,581.72 |
| * RODRIGUEZ, SYLVIA A |DAVIS |08-01-2007 | 32.82 | 07-08-2007 | 96,794.16 |
| * RODRIGUEZ-VERA, NELSA |YATES |07-02-2007 | 32.85 | 06-30-2007 | 36,419.52 |
| * ROGAWSKI, MARILYN VIRGINIA |HYDE PARK ACAD H |07-02-2007 | 30.74 | 06-30-2007 | 40,886.88 |
| * ROGERS, DARETTA FUSSELL |CALHOUN NORTH |08-01-2007 | 37.25 | 07-01-2007 | 52,350.00 |
| * ROGERS, MELVIN D |AUSTIN COMM H S |07-02-2007 | 39.32 | 06-30-2007 | 50,262.36 |
| * ROHAN, MARY ELLEN |SONGHAI |07-02-2007 | 33.75 | 06-30-2007 | 40,186.92 |
| * ROHAN, PATRICK EDWARD |KELLY H S |08-01-2007 | 36.21 | 07-08-2007 | 75,485.76 |
| * ROJAS, ANIBAL |SCHURZ H S |07-02-2007 | 34.08 | 06-30-2007 | 50,251.80 |
| * ROLLING, EUGENIA |S MICHAEL |07-02-2007 | 34.59 | 06-30-2007 | 50,247.36 |
| * RONAN, PATRICIA MARIE |CLISSOLD |07-02-2007 | 25.69 | 06-30-2007 | 40,770.96 |
| * ROSALES, JANICE M |AREA INST OFFICE |08-01-2007 | 34.55 | 07-08-2007 | 102,708.24 |
| * ROSENBERG, AUDREY J |LAFAYETTE |07-02-2007 | 34.47 | 06-30-2007 | 43,002.36 |
| * ROSENBERG, MARLENE M |CITY WIDE LITERACY |07-02-2007 | 38.46 | 06-30-2007 | 54,020.40 |
| * ROSENBERG, SAMMY NAN |HARVARD |07-02-2007 | 33.26 | 06-30-2007 | 35,461.56 |
| * ROSENFELD, DIANE LEE |BURROUGHS |07-02-2007 | 26.37 | 06-30-2007 | 40,489.08 |
| * ROSENFELD, EDDIE MARSHALL |JACKSON ACAD |07-02-2007 | 34.61 | 06-30-2007 | 48,523.32 |
| * ROSS, PAMELA ANN |C-W SPEC SVCS SUP |08-01-2007 | 34.52 | 07-08-2007 | 66,668.28 |
| * ROSS, RITA ANNE |NEWBERRY MAGNET |07-02-2007 | 34.01 | 06-30-2007 | 53,606.28 |
| * ROTTMAN, JAMES FRANCIS |GOETHE |07-02-2007 | 20.09 | 06-30-2007 | 22,961.64 |
| * ROUSTAN, ESTELA M |DISNEY MAGNET |07-02-2007 | 33.89 | 06-30-2007 | 52,015.68 |
| * RUBIC, CYNTHIA EMILY |HITCH |07-02-2007 | 29.58 | 06-30-2007 | 42,022.92 |
| * RUCKER, DORIS |MILTON BRUNSON |07-02-2007 | 36.06 | 06-30-2007 | 59,901.36 |
| * RUIZ, NANCY J |CW-ACAD ENHANCEME | 08-01-2007 | 34.45 | 07-08-2007 | 54,980.52 |
| * RUSH, JUDY M |CURTIS |07-02-2007 | 40.60 | 06-30-2007 | 52,329.96 |
| * RUSSELL, MARY DELLA |TANNER |07-02-2007 | 21.24 | 06-30-2007 | 30,526.08 |
| * RUSSELL, ZERRIE ANITA |AUSTIN COMM H S |07-01-2007 | 21.79 | 06-30-2007 | 36,206.52 |
| * RYAN, GAYLE MAE |GRAHAM TRAINING C |07-02-2007 | 33.59 | 06-30-2007 | 44,076.12 |

Optional Service Retirement Pensions (continued) 07/01/07 thru 08/31/07

| Name of Member | School or Final Status | 1st Check Date | Years of Service | Effective Date | Annual Pension |
|-----------------------------|------------------------|----------------|------------------|----------------|----------------|
| * RYAN, JANE F | C-W SPEC SVC IN/A | .08-01-2007 | 34.26 | 07-08-2007 | 64,522.80 |
| * RYAN, PATRICIA EILEEN | SCHUBERT | .07-02-2007 | 20.83 | 06-30-2007 | 32,792.28 |
| * RYAN, PATRICIA A | LAFAYETTE | .07-02-2007 | 34.89 | 06-30-2007 | 46,626.96 |
| * SABHARWAL, SUDARSHAN | C-W SPEC SVCS SUP | .07-02-2007 | 20.05 | 06-30-2007 | 29,921.04 |
| * SACHAY, CAROLE ANN S | CLINTON | .07-02-2007 | 31.62 | 06-30-2007 | 41,221.32 |
| * SACHS-NYGARD, JEAN | SHERIDAN MAGNET | .08-01-2007 | 35.56 | 07-08-2007 | 75,682.80 |
| * SAIIEVA, CHARLES J | FOREMAN H S | .07-02-2007 | 40.26 | 06-30-2007 | 48,054.24 |
| * SALINAS, SYLVIA OTILIA | LOZANO BILINGUAL | .07-02-2007 | 21.70 | 06-30-2007 | 21,043.92 |
| * SALK, MARLENE L | AMUNDSEN H S | .07-02-2007 | 41.93 | 06-30-2007 | 48,071.04 |
| * SALMOND, DORTHA JEAN | SANDOVAL SCHOOL | .08-01-2007 | 34.59 | 07-08-2007 | 49,381.44 |
| * SANDERS, CAROLE ANN | NORWOOD PARK | .07-02-2007 | 13.53 | 06-30-2007 | 17,891.64 |
| * SANDERS, WILLIE REAN | LINDBLOM CPHS | .08-01-2007 | 34.19 | 07-08-2007 | 86,052.12 |
| * SANFORD, LINDA SMITH | O'TOOLE | .07-02-2007 | 36.36 | 06-30-2007 | 48,162.12 |
| * SATZINGER, PAUL MICHAEL | FARRAGUT CAREER A | .07-02-2007 | 35.31 | 06-30-2007 | 45,005.16 |
| * SAVAS, MAUREEN THERESE | NIGHTINGALE | .08-01-2007 | 36.15 | 07-08-2007 | 91,802.40 |
| * SAVITT, JANICE V | MARTI | .07-02-2007 | 34.91 | 06-30-2007 | 48,054.12 |
| * SAVOY, DEAN CHRIS | LANE TECH H S | .08-01-2007 | 39.44 | 07-08-2007 | 79,408.92 |
| * SCAPELLATO, FRANK ANTHONY | RUIZ | .07-02-2007 | 39.98 | 06-30-2007 | 48,262.92 |
| * SCHAFFER, CAROL ANN | HYDE PARK ACAD H | .07-02-2007 | 36.49 | 06-30-2007 | 54,740.52 |
| * SCHARDT, BARBARA ROSE | LANE TECH H S | .07-02-2007 | 35.38 | 06-30-2007 | 48,162.12 |
| * SCHARDT, DONALD FRANK | LANE TECH H S | .07-02-2007 | 36.09 | 06-30-2007 | 53,542.68 |
| * SCHECTER, SHERYL LYNNE | FARNSWORTH | .07-02-2007 | 31.43 | 06-30-2007 | 49,734.12 |
| * SCHILLER, NORMA CELIA | CW-ACAD ENHANCEME | .08-01-2007 | 33.74 | 07-08-2007 | 70,176.48 |
| * SCHINDLER, SUSAN JOY | GOUDY | .07-02-2007 | 31.91 | 06-30-2007 | 45,161.88 |
| * SCHLATTER, JAMES EVERETT | LANE TECH H S | .07-02-2007 | 38.96 | 06-30-2007 | 51,727.68 |
| * SCHMITT, DONALD J | RYERSON | .08-01-2007 | 44.75 | 07-08-2007 | 96,519.84 |
| * SCHOENFELD, VICKI MARCIA | ROGERS | .07-02-2007 | 34.46 | 06-30-2007 | 51,345.84 |
| * SCHREY, IRIS DIANE | JONES COLL PREP H | .07-02-2007 | 37.24 | 06-30-2007 | 56,972.88 |
| * SCHROECK, CHARLES G | EDUC TO CAREERS | .08-01-2007 | 37.54 | 07-08-2007 | 80,382.12 |
| * SCHUBLE, RITA PATRICIA | SHIELDS | .07-02-2007 | 34.22 | 06-30-2007 | 53,648.52 |
| * SCHWARTZ, LOIS W | ROGERS | .07-01-2007 | 33.47 | 06-30-2007 | 50,527.44 |
| * SCHWARTZ, SUSAN LEVI | CLINTON | .07-02-2007 | 34.47 | 06-30-2007 | 54,104.64 |
| * SCHWARTZ, THELMA LEE | JUNGMAN | .07-02-2007 | 42.21 | 06-30-2007 | 51,133.56 |
| * SCHWARTZWALD, ROCHELLE A | YOUNG | .07-02-2007 | 34.34 | 06-30-2007 | 48,551.76 |
| * SCOTT, ANTHONY A | AUSTIN COMM H S | .08-01-2007 | 35.00 | 07-08-2007 | 89,382.36 |
| * SCOTT, CHERYLENE | LIBBY | .07-02-2007 | 35.29 | 06-30-2007 | 50,251.80 |
| * SCOTT, GAIL LOUISE | CASALS PABLO | .08-01-2007 | 35.12 | 07-08-2007 | 48,600.00 |
| * SCOTT, LOLER LEE | BOGAN TECH H S | .07-02-2007 | 25.88 | 06-30-2007 | 39,678.00 |
| * SCOTT, MARGARET ANN | COOPER | .07-02-2007 | 36.86 | 06-30-2007 | 50,368.92 |
| * SCOTT, MARGIE MAE | CALUMET ACAD H S | .07-02-2007 | 29.91 | 06-30-2007 | 41,709.00 |
| * SCOTT, MELVER LEE | CRANE TECH H S | .08-01-2007 | 40.31 | 07-08-2007 | 104,550.96 |
| * SCOTT KELLEY, AUDREY N | FENGER ACAD H S | .07-02-2007 | 35.99 | 06-30-2007 | 49,106.64 |
| * SCOTT-WARD, KASSANDRA | OFFICE OF READING | .08-01-2007 | 34.49 | 07-08-2007 | 57,456.84 |
| * SCRIBNER, CAROLYN ROSE | C-W SPEC SVCS SUP | .07-02-2007 | 34.02 | 06-30-2007 | 46,684.32 |
| * SEARCY, CYNTHIA ELIZABETH | WESTCOTT | .07-02-2007 | 35.37 | 06-30-2007 | 45,612.84 |
| * SELCKE, KENNETH ALAN | C-W SPEC SVC IN/A | .07-02-2007 | 37.11 | 06-30-2007 | 50,562.48 |
| * SELLERS, JOYCE ANN | WASHINGTON H S | .07-01-2007 | 20.19 | 06-30-2007 | 22,112.76 |
| * SEMASKO, LYNNEA ROWE | THORP O A ACAD | .07-02-2007 | 41.83 | 06-30-2007 | 48,162.12 |
| * SEMENEK, GEORGE ROBERT | LANE TECH H S | .07-02-2007 | 35.04 | 06-30-2007 | 52,449.12 |
| * SERED, ROBERTA MARK | BOONE | .07-02-2007 | 28.08 | 06-30-2007 | 44,848.08 |

Optional Service Retirement Pensions (continued) 07/01/07 thru 08/31/07

| Name of Member | School or Final Status | 1st Check Date | Years of Service | Effective Date | Annual Pension |
|------------------------------|-------------------------------|-----------------------|-------------------------|-----------------------|-----------------------|
| * SERIKAKU, STEVEN M | KELVYN PARK H S | .08-01-2007 | 34.58 | 07-08-2007 | 70,664.04 |
| * SHABLEAU, JOSEPH GERALD | JEFFERSON N | .08-01-2007 | 34.39 | 07-08-2007 | 63,954.84 |
| * SHAH, ARLINE | HARLAN COMM ACAD | .07-02-2007 | 34.46 | 06-30-2007 | 53,667.24 |
| * SHAMBLIN, MAUREEN E | HIGGINS COMM ACAD | .07-02-2007 | 34.64 | 06-30-2007 | 48,993.96 |
| * SHANE, VIVIAN SYBIL | CASALS PABLO | .08-01-2007 | 34.10 | 07-08-2007 | 47,695.20 |
| * SHARP, ARLENE CATHERINE | DULLES | .08-01-2007 | 34.29 | 07-08-2007 | 69,747.36 |
| * SHAW, DOLLIE JEAN | SWIFT | .07-02-2007 | 36.28 | 06-30-2007 | 49,106.64 |
| * SHEA, MARY MARGARET | SKINNER | .07-02-2007 | 35.96 | 06-30-2007 | 50,368.92 |
| * SHELTON, JULIA CAROLYN | SULLIVAN SPECIALT | .07-02-2007 | 35.76 | 06-30-2007 | 50,379.72 |
| * SHEPHERD, JEAN FRANCES | SULLIVAN H S | .07-02-2007 | 35.56 | 06-30-2007 | 51,255.72 |
| * SHEPPARD, EILEEN S | PORTAGE PARK | .07-02-2007 | 34.58 | 06-30-2007 | 43,808.28 |
| * SHERWIN, LAWRENCE MITCHEL | WEBSTER | .07-02-2007 | 23.51 | 06-30-2007 | 35,447.16 |
| * SHUM, YIN-SHU IRENE | C-W SPEC SVCS SUP | .07-02-2007 | 28.21 | 06-30-2007 | 45,116.28 |
| * SIBERT, JESSE B | LANE TECH H S | .07-02-2007 | 36.65 | 06-30-2007 | 46,005.36 |
| * SIDBALL-WALKER, DEBRA | C-W SPEC SVCS SUP | .07-02-2007 | 33.02 | 06-30-2007 | 31,148.16 |
| * SIEGEL, MARIAN STRAUBER | C-W SPEC SVCS SUP | .07-02-2007 | 14.86 | 06-30-2007 | 23,350.08 |
| * SIEGEL, MARSHA LYNN | MCNAIR ACAD CTR | .07-02-2007 | 27.10 | 06-30-2007 | 41,988.60 |
| * SILAS, DEBORAH LUCILLE | POE CLASSICAL | .07-02-2007 | 34.37 | 06-30-2007 | 52,444.56 |
| * SILVERSTONE, ROBERT MARK | FOREMAN H S | .07-02-2007 | 36.27 | 06-30-2007 | 56,221.44 |
| * SIMMONS, EARLINE | C-W SPEC SVCS SUP | .07-02-2007 | 21.00 | 06-30-2007 | 37,032.60 |
| * SIMMONS, SANDRA VERONICA | ALCOTT | .07-02-2007 | 34.65 | 06-30-2007 | 50,364.48 |
| * SIMON, STANTON SAMUEL | SCHNEIDER | .07-02-2007 | 35.40 | 06-30-2007 | 53,682.36 |
| * SIMPSON, MARY DIANE TOUSSA | FERGUSON CPC | .08-01-2007 | 33.77 | 07-08-2007 | 63,342.00 |
| * SIMS, BERNADETTE | FALCONER | .07-02-2007 | 34.77 | 06-30-2007 | 52,235.40 |
| * SIMS, LAURA MARCIA | ELLINGTON | .07-02-2007 | 37.14 | 06-30-2007 | 48,888.48 |
| * SIMS, MINNIE P | HUBBARD H S | .07-02-2007 | 40.40 | 06-30-2007 | 50,469.36 |
| * SINGH, HARPREET | LANE TECH H S | .07-02-2007 | 25.05 | 06-30-2007 | 36,280.32 |
| * SINGLETON, BEVERLY JEAN | STOCKTON | .07-02-2007 | 34.02 | 06-30-2007 | 51,465.48 |
| * SINGLETON, ERCZELLA | MCCORMICK | .07-02-2007 | 30.19 | 06-30-2007 | 32,612.76 |
| * SIPRUT, JOHN GEORGE | SCHURZ H S | .07-02-2007 | 35.93 | 06-30-2007 | 50,158.32 |
| * SKIBA, CAROL ANN | WENTWORTH | .07-02-2007 | 27.68 | 06-30-2007 | 39,307.56 |
| * SLATER, ARTHUR | AREA INS OFFICE 2 | .08-01-2007 | 35.86 | 07-08-2007 | 101,135.64 |
| * SLONIM, JOANNE WILMA | C-W SPEC SVCS SUP | .07-02-2007 | 33.55 | 06-30-2007 | 54,407.40 |
| * SMALL, ROSEMARY | OWEN SCHOL ACAD | .07-02-2007 | 34.73 | 06-30-2007 | 53,542.68 |
| * SMILEY, GENEVA | BEETHOVEN | .07-02-2007 | 16.99 | 06-30-2007 | 23,164.92 |
| * SMILEY, RAMONA MARIE | OGLESBY | .07-02-2007 | 33.93 | 06-30-2007 | 50,181.12 |
| * SMITH, ALICE FRANCES | PULASKI ACADEMY | .07-02-2007 | 38.04 | 06-30-2007 | 51,724.92 |
| * SMITH, BONNIE JEAN | NEIL | .08-01-2007 | 34.71 | 07-08-2007 | 58,769.64 |
| * SMITH, EARLEAN | LINCOLN PARK H S | .07-02-2007 | 34.62 | 06-30-2007 | 50,364.48 |
| * SMITH, EDWARD JOSEPH | HURLEY | .07-02-2007 | 34.64 | 06-30-2007 | 49,464.48 |
| * SMITH, JUDITH G | PIRIE | .07-02-2007 | 35.50 | 06-30-2007 | 51,465.48 |
| * SMITH, MARIE C | OVERTON | .07-02-2007 | 44.72 | 06-30-2007 | 49,106.64 |
| * SMITH, PATRICIA ANN | HYDE PARK ACAD H | .07-02-2007 | 35.08 | 06-30-2007 | 56,370.24 |
| * SMITH, PATRICIA TELITUS | HAY COMM ACAD | .08-01-2007 | 35.73 | 07-08-2007 | 71,548.32 |
| * SMITH, PATRICIA ANNE | O'KEEFE | .07-02-2007 | 34.71 | 06-30-2007 | 46,845.12 |
| * SMITH, PAULA ALETHA | LEMOYNE | .07-02-2007 | 32.25 | 06-30-2007 | 46,126.32 |
| * SMITH, RITA LAFAY | RUGGLES | .08-01-2007 | 34.20 | 07-08-2007 | 65,746.32 |
| * SMITH, SHEILA LYNN | DENEEN | .07-01-2007 | 29.33 | 06-30-2007 | 35,098.92 |
| * SMITH, WILLIAM EDGAR | KENWOOD ACAD H S | .07-02-2007 | 38.95 | 06-30-2007 | 46,957.32 |
| * SMOLAK, SUSAN JEAN | LOWELL | .07-02-2007 | 38.31 | 06-30-2007 | 51,127.08 |

Optional Service Retirement Pensions (continued) 07/01/07 thru 08/31/07

| Name of Member | School or Final Status | 1st Check Date | Years of Service | Effective Date | Annual Pension |
|-----------------------------|------------------------|----------------|------------------|----------------|----------------|
| * SMOOTE, JIM | JENNER | .07-02-2007 | 34.03 | 06-30-2007 | 51,260.28 |
| * SNEED, ZELMARIE | GRESHAM | .07-02-2007 | 36.79 | 06-30-2007 | 51,836.04 |
| * SOCOLOFF, MIRIAM ANNE | GALLERY 37 CTR AR | .07-02-2007 | 34.55 | 06-30-2007 | 54,150.12 |
| * SOLOMA, WILLIAM JOHN | SULLIVAN H S | .07-02-2007 | 31.86 | 06-30-2007 | 47,418.60 |
| * SORRELL, DONNA GAIL | MANN | .07-02-2007 | 33.85 | 06-30-2007 | 36,016.08 |
| * SPELLAZA, KATHLEEN | JAMIESON | .07-01-2007 | 43.40 | 06-30-2007 | 54,469.08 |
| * SPENCER, BERNARD G | PALMER | .08-01-2007 | 40.51 | 07-08-2007 | 71,921.40 |
| * SPENCER, PAUL GLENN | HOWE | .07-02-2007 | 34.30 | 06-30-2007 | 48,049.92 |
| * SPENCER, SHARON ANNETTE | FOREMAN H S | .07-02-2007 | 36.70 | 06-30-2007 | 59,511.96 |
| * SPENCER-RODGERS, MARLENE | GARY | .07-02-2007 | 34.56 | 06-30-2007 | 42,098.52 |
| * SPIEGEL, NANCY | SUB TEACHER POSTAL | .08-01-2007 | 21.80 | 06-30-2007 | 15,708.00 |
| * SPINNER-WINTERS, PATRICIA | COLLINS H S | .08-01-2007 | 32.78 | 06-30-2007 | 39,745.68 |
| * SROKA, JOANN THERESE | LINCOLN PARK H S | .07-02-2007 | 33.26 | 06-30-2007 | 38,681.40 |
| * ST.CLAIR, LAMEATRICE | ADDAMS | .07-02-2007 | 33.47 | 06-30-2007 | 36,063.00 |
| * STALLWORTH, MARIANNE CLAI | SPECIAL SVCS ADM | .08-01-2007 | 33.79 | 07-08-2007 | 63,707.04 |
| * STANFORD, BELINDA ANN | O'KEEFFE | .07-02-2007 | 34.21 | 06-30-2007 | 46,935.96 |
| * STANKO, SHARON LEE | SEWARD | .07-02-2007 | 32.98 | 06-30-2007 | 32,444.64 |
| * STANULA, TERRY JEAN | DAWES | .07-02-2007 | 37.38 | 06-30-2007 | 54,068.40 |
| * STAPLES, SHARON ELAINE | OGLESBY | .07-02-2007 | 33.27 | 06-30-2007 | 38,785.56 |
| * STARNICKY, DANIEL JAMES | GRISSOM | .07-02-2007 | 35.67 | 06-30-2007 | 53,667.24 |
| * STARNICKY, JOYCE ANN | C-W SPEC SVCS SUP | .08-01-2007 | 25.08 | 07-08-2007 | 47,010.36 |
| * STARR, ROBERT EDWARD | PROSSER CAREER AC | .07-02-2007 | 34.79 | 06-30-2007 | 48,162.12 |
| * STASI, RITA ARLENE | CORKERY | .08-01-2007 | 41.71 | 07-08-2007 | 86,341.20 |
| * STCLAIR, LILLIE RUTH | COLLINS H S | .07-02-2007 | 30.91 | 06-30-2007 | 47,544.24 |
| * STEELE, DEBORAH | CURIE METRO H S | .07-02-2007 | 33.85 | 06-30-2007 | 34,464.00 |
| * STEINBERG, DONNA LIST | CLEVELAND | .07-02-2007 | 29.29 | 06-30-2007 | 41,289.48 |
| * STEINKE, DEBRA | SENN METRO ACAD | .07-02-2007 | 33.88 | 06-30-2007 | 35,254.56 |
| * STEPHENSON, HOLLY GRONN | C-W SPEC SVCS SUP | .08-01-2007 | 34.84 | 07-08-2007 | 60,051.84 |
| * STERNBERG, DOLORES | PORTAGE PARK | .07-02-2007 | 55.06 | 06-30-2007 | 48,884.28 |
| * STEVENS, ROBERT FRANCIS | SPECIAL SVCS ADM | .08-01-2007 | 33.85 | 07-08-2007 | 74,372.76 |
| * STEWART, IDA C | CARVER MIDDLE | .08-01-2007 | 32.37 | 07-08-2007 | 83,210.04 |
| * STEWART, PATRICIA ANN | FENGER ACAD H S | .07-02-2007 | 33.09 | 06-30-2007 | 53,529.12 |
| * STLOUKAL, THERESA GUZZO | WHITNEY | .07-02-2007 | 40.19 | 06-30-2007 | 48,162.12 |
| * STOKES, SHARALYN JEAN | SUTHERLAND | .07-02-2007 | 30.38 | 06-30-2007 | 41,817.72 |
| * STOLLBERG, LYNN MARCIA | SOLOMON | .08-01-2007 | 31.98 | 07-08-2007 | 64,897.08 |
| * STONE, ARTHUR JAMES | KING COLLEGE PREP | .08-01-2007 | 30.31 | 06-30-2007 | 43,499.64 |
| * STOREY, LOUISEA | RUGGLES | .08-01-2007 | 34.82 | 07-08-2007 | 85,706.64 |
| * STREETER, AGNES AGATHA | HARVARD | .07-02-2007 | 37.56 | 06-30-2007 | 49,416.72 |
| * STRIUPAITIS, ADELE | CITY WIDE LITERACY | .07-02-2007 | 34.08 | 06-30-2007 | 50,364.48 |
| * STRONG, ALTHELIA YOUNG | GLADSTONE | .07-02-2007 | 37.08 | 06-30-2007 | 53,403.24 |
| * STRONG, CAROL E | BURR | .07-02-2007 | 45.86 | 06-30-2007 | 46,957.32 |
| * STUDNICKA, GLORIA J | KINZIE SCHOOL | .08-01-2007 | 35.29 | 07-08-2007 | 77,144.64 |
| * SUAREZ-SILVA, GUADALUPE | OFFICE OF READING | .08-01-2007 | 34.04 | 07-08-2007 | 63,398.76 |
| * SULIK, JEANNE MARIE | C-W SPEC SVCS SUP | .07-02-2007 | 38.57 | 06-30-2007 | 55,226.76 |
| * SULLIVAN, BRIAN REAGAN | FERNWOOD | .07-02-2007 | 35.59 | 06-30-2007 | 50,181.12 |
| * SULLIVAN, SEAN EDGAR | C B YORK ALT HS | .08-01-2007 | 34.77 | 07-08-2007 | 60,036.84 |
| * SULLIVAN, WILLIE MAE | KENWOOD ACAD H S | .07-02-2007 | 31.98 | 06-30-2007 | 39,755.28 |
| * SUMMERS, ANNA D | ALEX HALEY ACAD | .07-02-2007 | 34.49 | 06-30-2007 | 52,329.84 |
| * SUMMERS, LAVADA | C-W SCHLS & REGIO | .08-01-2007 | 37.10 | 07-08-2007 | 62,864.04 |
| * SUSS, JEANINE MARIE | WADSWORTH | .07-02-2007 | 33.10 | 06-30-2007 | 49,422.24 |

Optional Service Retirement Pensions (continued) 07/01/07 thru 08/31/07

| Name of Member | School or Final Status | 1st Check Date | Years of Service | Effective Date | Annual Pension |
|------------------------------|-------------------------|-----------------|------------------|----------------|----------------|
| * SUTTON, CAROL BETTY |SUB TEACHER POSTAL | ..08-01-2007 | 7.02 | 07-10-2007 | 5,529.24 |
| * SUTTON, MATTIE LOUISE |FAIRFIELD ACADEMY | ..07-02-2007 | 34.16 | 06-30-2007 | 48,201.12 |
| * SWANSON, MARCIA KAY |FUNSTON |07-02-2007 | 35.40 | 06-30-2007 | 49,703.64 |
| * SYNCHEFF, JOANNE RUTH |JOHNSON |07-02-2007 | 37.81 | 06-30-2007 | 48,553.56 |
| * SZAJOWSKI, EDWARD BRUNO |MATHER H S |07-02-2007 | 36.58 | 06-30-2007 | 46,251.24 |
| * SZELAG, JAMES |SCHOOLS & REGIONS | ..08-01-2007 | 39.16 | 07-08-2007 | 70,249.20 |
| * SZYMANSKI, MARIE FRANCES |MIRELES |07-02-2007 | 44.06 | 06-30-2007 | 46,961.64 |
| * SZYMANSKI, MARLENE G |MANIERRE |08-01-2007 | 44.31 | 07-08-2007 | 100,831.08 |
| * TAMAS, JOHANNA |REILLY |07-02-2007 | 39.06 | 06-30-2007 | 48,365.88 |
| * TAPIA, FRANCES SUSAN |WALSH |07-01-2007 | 35.23 | 06-30-2007 | 51,850.68 |
| * TARBUNAS, DONNA MARIE |GUNSAULUS ACADEMY | ..07-02-2007 | 34.55 | 06-30-2007 | 54,666.24 |
| * TATE, PHYLLIS ORLANDA |TECHNOLOGY SVCS | ..08-01-2007 | 38.26 | 07-08-2007 | 89,737.80 |
| * TAYLOR, BARBARA E |KOZMINSKI COM ACA | ..07-02-2007 | 34.80 | 06-30-2007 | 52,959.72 |
| * TAYLOR, BESSIE L |BANNEKER |07-02-2007 | 23.72 | 06-30-2007 | 32,302.44 |
| * TAYLOR, GERALDINE |NIXON |08-01-2007 | 35.29 | 06-30-2007 | 49,106.64 |
| * TAYLOR, NAOMI P |BENNETT |07-02-2007 | 33.82 | 06-30-2007 | 44,786.28 |
| * TAYLOR, SANDRA ANN |PENN |08-01-2007 | 37.34 | 07-08-2007 | 81,603.96 |
| * TAYLOR, Z. TONDALEYA |C-W SPEC SVCS SUP | ..07-01-2007 | 28.85 | 06-30-2007 | 36,405.24 |
| * TEJEDA, MARIA NORA |CLEMENTE COMM ACA | ..07-02-2007 | 36.60 | 06-30-2007 | 49,106.64 |
| * TERRELL PERKINS, FAYE EVEL |C-W SCHLS & REGIO | ..08-01-2007 | 36.90 | 07-08-2007 | 89,612.16 |
| * TERRY-LUNDY, BETTY |CITY WIDE LITERACY | ..07-02-2007 | 29.23 | 06-30-2007 | 57,506.88 |
| * TETTEH, ROSETTA B |SENN METRO ACAD |07-02-2007 | 32.38 | 06-30-2007 | 35,130.48 |
| * THEISEN, MARY-ELLEN |BELDING |07-01-2007 | 40.36 | 06-30-2007 | 50,368.92 |
| * THIGPEN, JERRY BERNARD |WESTINGHOUSE CAR | ..07-02-2007 | 33.93 | 06-30-2007 | 39,800.64 |
| THOMAS, ANNIE L |ROOSEVELT H S |07-02-2007 | 5.53 | 04-06-2007 | 3,631.32 |
| * THOMAS, BRENDA EASLEY |FAIRFIELD ACADEMY | ..08-01-2007 | 33.77 | 07-08-2007 | 60,612.60 |
| * THOMAS, GERALDINE |HURLEY |07-02-2007 | 34.37 | 06-30-2007 | 48,049.92 |
| * THOMAS, JANICE |LINDBLOM MTH & SCI | ..07-02-2007 | 34.27 | 06-30-2007 | 46,556.76 |
| * THOMAS, JANIS MARIE |WHITE |07-02-2007 | 34.88 | 06-30-2007 | 52,449.24 |
| * THOMAS, LARRY J |COLES |08-01-2007 | 36.31 | 07-08-2007 | 97,450.20 |
| * THOMAS, LUCY |O'TOOLE |07-02-2007 | 30.92 | 06-30-2007 | 25,307.28 |
| * THOMAS, LYDIA PAULETTE |FULTON |07-02-2007 | 30.91 | 06-30-2007 | 32,742.12 |
| * THOMAS-NGABE, T-IMANI |COLLINS H S |07-02-2007 | 34.52 | 06-30-2007 | 48,087.12 |
| * THOMPSON, DEAN WILLIAM |AREA INST OFFICE |08-01-2007 | 38.36 | 07-08-2007 | 79,633.68 |
| * THOMPSON, KAREN B |CORKERY |07-02-2007 | 34.59 | 06-30-2007 | 50,394.72 |
| * THOMPSON, RITA LOUISE |GOMPERS |07-02-2007 | 23.20 | 06-30-2007 | 34,622.40 |
| * THOMPSON, SHEILA HAGLER |STEWART |07-02-2007 | 35.84 | 06-30-2007 | 52,329.84 |
| * THORNTON, MARGARET BARLO |CARDENAS |07-02-2007 | 33.98 | 06-30-2007 | 53,542.68 |
| * THURMOND, VICTORIA DENECE |CITY WIDE LITERACY | ..07-02-2007 | 34.48 | 06-30-2007 | 52,524.60 |
| * TILGNER, JUANITA MIKELL |ROBESON H S |07-02-2007 | 37.03 | 06-30-2007 | 54,344.52 |
| * TILLER, EULA B |OVERTON |07-02-2007 | 29.11 | 06-30-2007 | 40,094.28 |
| * TINICH, ANDREW JOSEPH |LINCOLN |08-01-2007 | 35.58 | 07-08-2007 | 95,871.84 |
| * TITLEBAUM, SHARREL |CALHOUN NORTH |07-02-2007 | 36.02 | 06-30-2007 | 46,957.32 |
| * TODARO, PAMELA JEAN |HENRY |07-02-2007 | 34.21 | 06-30-2007 | 50,316.72 |
| * TOLBERT, JUANITA |ASHE |08-01-2007 | 34.54 | 07-08-2007 | 76,129.68 |
| * TOLMAIRE, CYNTHIA T |CITY WIDE LITERACY | ..07-02-2007 | 36.69 | 06-30-2007 | 46,767.72 |
| * TON, WINNIE DORIS |MIRELES |07-02-2007 | 31.00 | 06-30-2007 | 42,699.84 |
| * TOOMEY, CATHERINE IRENE |FERNWOOD |07-02-2007 | 33.85 | 06-30-2007 | 53,208.00 |
| * TORIMARU-CHARVA, SHERRY |SKINNER |07-02-2007 | 40.74 | 06-30-2007 | 48,162.12 |
| * TORREANO, PATRICIA MARIE |GRISSOM |07-02-2007 | 33.49 | 06-30-2007 | 37,427.76 |

Optional Service Retirement Pensions (continued) 07/01/07 thru 08/31/07

| Name of Member | School or Final Status | 1st Check Date | Years of Service | Effective Date | Annual Pension |
|------------------------------|--------------------------|-----------------|------------------|----------------|----------------|
| * TORRES, MARY FRANCES |CANTY |07-02-2007 | 38.53 | 06-30-2007 | 52,334.64 |
| * TORREZ, CORA JOSEPHINE |GUNSAULUS ACADEMY |07-02-2007 | 21.69 | 06-30-2007 | 31,173.00 |
| * TOWNSEND, JEAN ELIZABETH |KELLY H S |07-02-2007 | 22.85 | 06-30-2007 | 29,639.76 |
| * TOWNSEND, LAMAR |MORRILL |07-01-2007 | 26.75 | 06-30-2007 | 27,250.68 |
| * TOWNSEND, SHARON A |WADSWORTH |07-02-2007 | 35.46 | 06-30-2007 | 51,470.04 |
| * TOWNZEL, SHIRLEY R |MILTON BRUNSON |07-02-2007 | 34.39 | 06-30-2007 | 46,184.76 |
| * TRAFICANT-MEANZA, CAROLYN |FUNSTON |07-02-2007 | 36.84 | 06-30-2007 | 50,588.16 |
| * TRAMMELL, JUDITH ANN |TURNER-DREW LANG |07-02-2007 | 36.53 | 06-30-2007 | 53,943.72 |
| * TRAVIS, LARRY |C-W SPEC SVCS SUP |07-02-2007 | 33.74 | 06-30-2007 | 39,694.32 |
| * TRYBULA, KATHLEEN ELLEN |HOLMES |07-02-2007 | 39.05 | 06-30-2007 | 54,470.88 |
| * TURNER, CAROL ANN |ONAHAN |08-01-2007 | 34.57 | 07-08-2007 | 71,397.84 |
| * TURNER, CYNTHIA SPRING |VANDERPOEL MAGNET |07-02-2007 | 34.05 | 06-30-2007 | 46,845.12 |
| * TURNER, HATTIE JO |O'TOOLE |07-02-2007 | 39.50 | 06-30-2007 | 48,054.24 |
| * TURNER, JOHNNY L |HIGH SCHOOL ATTENDA |08-01-2007 | 38.58 | 07-08-2007 | 62,512.68 |
| * VACCARO, CARL |C-W SPEC SVCS SUP |08-01-2007 | 34.88 | 07-08-2007 | 66,595.56 |
| * VAICIULIS, AURELIJA BALYS |CARSON |07-02-2007 | 15.96 | 06-30-2007 | 22,469.52 |
| * VALENTINAS, LINDA PENNY |ROSENWLD-CARROLL |07-02-2007 | 26.71 | 06-30-2007 | 31,786.56 |
| * VALENZUELA, MAXIMINA CASIP |THORP O A ACAD |07-02-2007 | 29.19 | 06-30-2007 | 46,362.84 |
| * VANKO, THOMAS JOHN |HYDE PARK ACAD H |07-02-2007 | 34.32 | 06-30-2007 | 48,554.52 |
| * VARGAS, MARIA CRISTINA |HAUGAN |07-02-2007 | 33.97 | 06-30-2007 | 48,888.48 |
| * VARGAS, YOLANDA |DE DIEGO COMM ACA |07-02-2007 | 33.03 | 06-30-2007 | 34,803.12 |
| * VARVODIC, ANN MARIE |BOGAN TECH H S |07-02-2007 | 40.54 | 06-30-2007 | 52,452.48 |
| * VASELOPULOS, DIANE VENETIA |EDGEBROOK |07-01-2007 | 22.53 | 06-30-2007 | 28,255.08 |
| * VAUGHN, CORLISS RICHMOND |C-W SPEC SVC IN/A |08-01-2007 | 34.83 | 07-08-2007 | 71,019.96 |
| * VAUGHN, FOREST D |GRAHAM TRAINING C |07-02-2007 | 36.06 | 06-30-2007 | 46,961.52 |
| * VERA, GRACE M |MCKAY |07-02-2007 | 34.03 | 06-30-2007 | 49,111.08 |
| * VERDUGO-PEREZ, MANUEL |LINCOLN PARK H S |07-02-2007 | 35.47 | 06-30-2007 | 52,438.80 |
| * VESPER, PATRICIA R |ROOSEVELT H S |07-02-2007 | 34.11 | 06-30-2007 | 41,536.44 |
| * VICTORIA, FRANK MICHAEL |NIGHTINGALE |08-01-2007 | 15.76 | 07-08-2007 | 21,538.44 |
| * VILA, ALICE BERNICE |BARRY |08-01-2007 | 33.97 | 07-08-2007 | 96,244.80 |
| * WACLAWIK, INGRID ELKE |FUNSTON |07-02-2007 | 36.42 | 06-30-2007 | 47,768.88 |
| * WACLAWIK, JOSEPH ALEXANDE |C B YORK ALT HS |08-01-2007 | 33.80 | 07-08-2007 | 56,287.68 |
| * WADINGTON, SANDRA GAIL |MONROE |07-02-2007 | 33.03 | 06-30-2007 | 49,860.72 |
| * WAGNER, ELIZABETH MARIE |HIGH SCHOOL ATTENDA |08-01-2007 | 34.85 | 06-24-2007 | 65,603.64 |
| * WAGNER, JAMES CHARLES |TECHNOLOGY SVCS |08-01-2007 | 35.06 | 07-08-2007 | 66,749.28 |
| * WALKER, BESSIE B |HEALY |07-02-2007 | 34.10 | 06-30-2007 | 52,444.56 |
| * WALKER, CHRISTINE |FULTON |07-02-2007 | 25.06 | 06-30-2007 | 34,523.40 |
| * WALKER, DORETHA TAYLOR |WOODS ACADEMY |07-02-2007 | 31.68 | 06-30-2007 | 46,655.76 |
| * WALKER, KATHLEEN |WADSWORTH |08-01-2007 | 27.53 | 07-08-2007 | 41,973.84 |
| * WALKER, ROBBIE L |MELODY |07-02-2007 | 35.94 | 06-30-2007 | 48,162.12 |
| * WALKER, VIRGINIA R |C-W EARLY CHILDHO |07-02-2007 | 33.98 | 06-30-2007 | 38,863.20 |
| * WALLACE, HELEN |ROOSEVELT H S |07-02-2007 | 44.75 | 06-30-2007 | 56,102.88 |
| * WALTON, PORTIA GAYLE |WHISTLER |07-02-2007 | 34.69 | 06-30-2007 | 54,868.56 |
| * WALTON, RUBY L |LAWNSDALE COMM ACA |07-02-2007 | 35.91 | 06-30-2007 | 48,162.12 |
| * WARD, ANITA M |BURNSIDE ACAD |08-01-2007 | 36.39 | 07-08-2007 | 79,821.24 |
| * WARD, LINDA |MADISON |07-02-2007 | 41.83 | 06-30-2007 | 50,368.92 |
| * WARD, MARGARET S |C-W SPEC SVCS SUP |07-02-2007 | 34.22 | 06-30-2007 | 36,777.96 |
| * WARE, SANDRA JEAN |FAIRFIELD ACADEMY |07-02-2007 | 34.13 | 06-30-2007 | 53,667.24 |
| * WARREN, KENNETH M |LANE TECH H S |07-02-2007 | 39.06 | 06-30-2007 | 48,166.44 |
| * WASHINGTON, CAROLYN B |SUB TEACHER POSTAL |08-01-2007 | 13.49 | 06-30-2007 | 9,653.52 |

Optional Service Retirement Pensions (continued) 07/01/07 thru 08/31/07

| Name of Member | School or Final Status | 1st Check Date | Years of Service | Effective Date | Annual Pension |
|-----------------------------|------------------------|----------------|------------------|----------------|----------------|
| * WASHINGTON, CORENE STOUDE | . KIPLING | .08-01-2007 | 40.38 | 07-08-2007 | 89,534.88 |
| * WASSILKOWSKY, IONA H | . NASH | .07-02-2007 | 25.29 | 06-30-2007 | 34,840.92 |
| * WATANABE, MELVIN MASAHAR | . HS DEVELOPMENT | .08-01-2007 | 22.43 | 07-08-2007 | 45,247.68 |
| * WATERS WILLIAM, RUTHIE | . CUFFE | .07-02-2007 | 34.87 | 06-30-2007 | 52,260.24 |
| * WATKINS, JULIA E | . WELLS HS | .07-02-2007 | 34.37 | 06-30-2007 | 46,957.32 |
| * WATSON, LAWRENCE WILLIAM | . VON STEUBEN METRO | .08-01-2007 | 16.44 | 06-30-2007 | 26,631.84 |
| * WATSON, RICHARD JOUNOR | . EXCEL - ORR HS | .07-02-2007 | 34.70 | 06-30-2007 | 52,078.44 |
| * WAYNE, JILL | . LANE TECH H S | .08-01-2007 | 31.38 | 06-30-2007 | 36,636.36 |
| * WEAVER, ELIZABETH J | . LEMOYNE | .07-02-2007 | 34.99 | 06-30-2007 | 52,275.84 |
| * WEAVER, ROBERT HOWARD | . SUMNER | .07-02-2007 | 33.91 | 06-30-2007 | 46,710.00 |
| * WEBER, WILLIAM JOHN | . IDOC/HEALY SOUTH | .08-01-2007 | 36.41 | 07-08-2007 | 62,388.72 |
| * WEGREN, RICHARD STANLEY | . SCHURZ H S | .07-02-2007 | 42.03 | 06-30-2007 | 50,364.60 |
| * WEIL, MARY ARLENE | . ROBESON H S | .07-02-2007 | 34.05 | 06-30-2007 | 56,854.32 |
| * WEINTRAUB, RENEE BARBARA | . GREELEY | .07-02-2007 | 33.66 | 06-30-2007 | 34,711.68 |
| * WEISSEG, JANET ANN | . YALE | .07-02-2007 | 35.25 | 06-30-2007 | 48,064.44 |
| * WEISSLER, AUDREY | . HIRSCH METRO H S | .07-02-2007 | 28.62 | 06-30-2007 | 43,830.60 |
| * WELLS, CAROL J | . HUMAN RESOURCES | .08-01-2007 | 33.40 | 07-08-2007 | 66,440.76 |
| * WERNER, FRANK | . HUBBARD H S | .07-02-2007 | 30.01 | 06-30-2007 | 45,064.68 |
| * WEST, MICHAEL | . CORLISS H S | .07-02-2007 | 35.72 | 06-30-2007 | 52,566.72 |
| * WEST, MYRTLE LASHA | . GRAY | .07-02-2007 | 34.24 | 06-30-2007 | 51,470.04 |
| * WEST-PAUL, SHERRY | . STAGG | .08-01-2007 | 34.38 | 07-08-2007 | 86,339.76 |
| * WESTERBERG, DONNA LEE | . MARQUETTE, JAMES | .07-02-2007 | 33.82 | 06-30-2007 | 39,094.56 |
| * WHEATLEY, VICTORIA J. | . RUGGLES | .07-02-2007 | 32.15 | 04-30-2007 | 31,350.12 |
| * WHITAKER, PORTIA MARIE | . HIBBARD | .07-02-2007 | 31.08 | 06-30-2007 | 43,799.16 |
| * WHITE, ANNIE M | . LINCOLN PARK H S | .08-01-2007 | 36.54 | 06-30-2007 | 50,247.36 |
| * WHITE, EARGNEE WALTON | . NEW CES SCHOOL | .07-02-2007 | 42.23 | 06-30-2007 | 46,430.16 |
| * WHITE, LEANDRES | . CHICAGO VOCATIONA | .07-02-2007 | 37.18 | 06-30-2007 | 54,068.40 |
| * WHITE, MICHAEL DELMAR | . HARLAN COMM ACAD | .07-02-2007 | 24.57 | 06-30-2007 | 29,404.92 |
| * WHITE, SYLVIA | . HENDRICKS COMM AC | .08-01-2007 | 26.34 | 07-08-2007 | 40,268.76 |
| * WHITE-WALKER, BARBARA | . YOUNG MAGNET H S | .07-02-2007 | 42.21 | 06-30-2007 | 53,943.72 |
| * WHITING, CLYDE LEE | . AMUNDSEN H S | .07-02-2007 | 40.70 | 06-30-2007 | 49,111.08 |
| * WHITING, JOSIE L | . HAY COMM ACAD | .07-02-2007 | 40.10 | 06-30-2007 | 49,232.04 |
| * WICKLAND, DAVID MARCEL | . FARRAGUT CAREER A | .07-02-2007 | 23.72 | 06-30-2007 | 33,765.24 |
| * WICKS, ELEANOR JEAN | . KELVYN PARK H S | .07-02-2007 | 39.38 | 06-30-2007 | 57,669.72 |
| * WIENER, RICHARD WILLIAM | . VON STEUBEN METRO | .07-02-2007 | 28.41 | 06-30-2007 | 39,137.40 |
| * WIESMEYER, LINDA | . HIBBARD | .07-02-2007 | 41.39 | 06-30-2007 | 46,849.44 |
| * WILEY, LINDA DIANE | . FOREMAN H S | .07-02-2007 | 36.55 | 06-30-2007 | 51,730.92 |
| * WILLETT, WALDA LOUISE | . METCALFE COMM ACA | .07-02-2007 | 35.03 | 06-30-2007 | 50,201.88 |
| * WILLIAMS, BARBARA A | . WILLIAMS MULTIPLE | .08-01-2007 | 37.75 | 07-08-2007 | 83,020.44 |
| * WILLIAMS, BARBARA E | . COPERNICUS | .07-02-2007 | 23.80 | 06-30-2007 | 29,655.00 |
| * WILLIAMS, BESSIE L | . ATTUCKS | .07-02-2007 | 38.23 | 06-30-2007 | 49,372.80 |
| * WILLIAMS, DEBORAH BUGG | . C-W EDUC GENERAL | .08-01-2007 | 34.03 | 07-08-2007 | 68,306.76 |
| * WILLIAMS, ELIZA | . CALUMET ACAD H S | .08-01-2007 | 34.73 | 07-08-2007 | 70,550.76 |
| * WILLIAMS, ERNESTINE MARIE | . WASHINGTON H | .07-01-2007 | 33.55 | 06-30-2007 | 34,589.76 |
| * WILLIAMS, EVELYN LORETTA | . TILTON | .07-02-2007 | 35.27 | 06-30-2007 | 53,542.68 |
| * WILLIAMS, EVELYN S | . WOODSON SOUTH CPC | .08-01-2007 | 41.36 | 06-30-2007 | 53,456.64 |
| * WILLIAMS, GERALDYNE S | . C-W EDUC GENERAL | .07-02-2007 | 38.53 | 06-30-2007 | 52,205.28 |
| * WILLIAMS, JOSEPH BONDOKAI | . BETHUNE | .07-02-2007 | 25.65 | 06-30-2007 | 36,100.32 |
| * WILLIAMS, LAYREESE | . SULLIVAN SPECIALT | .08-01-2007 | 35.51 | 07-08-2007 | 79,732.92 |
| * WILLIAMS, LINDA RUTH | . HUMAN RESOURCES | .08-01-2007 | 38.11 | 06-24-2007 | 67,240.08 |

Optional Service Retirement Pensions (continued) 07/01/07 thru 08/31/07

| Name of Member | School or Final Status | 1st Check Date | Years of Service | Effective Date | Annual Pension |
|---|-------------------------------|-----------------------|-------------------------|-----------------------|------------------------|
| * WILLIAMS, PATRICIA CLOTHILD | .GUGGENHEIM | .08-01-2007 | 33.19 | 07-08-2007 | 70,395.96 |
| * WILLIAMS, SHIRLENE | .CHICAGO VOCATIONA | .07-02-2007 | 30.47 | 06-30-2007 | 32,098.08 |
| * WILLIAMS, WILLIE | .ROOSEVELT H S | .07-02-2007 | 22.23 | 06-30-2007 | 28,884.00 |
| * WILLIAMS, YVONNE DELORIS | .C-W EARLY CHILDHO | .07-02-2007 | 33.34 | 06-30-2007 | 48,031.32 |
| * WILLIAMS-MCCONNELL, FRANC | .POWELL | .08-01-2007 | 50.44 | 07-08-2007 | 95,701.32 |
| * WILLMORE, FLOYD EARL | .LINCOLN PARK H S | .07-02-2007 | 34.63 | 06-30-2007 | 54,153.84 |
| * WILLS, SUSAN POLLARD | .C-W EDUC GENERAL | .07-02-2007 | 34.16 | 06-30-2007 | 55,181.64 |
| * WILSON, BETTY GENE | .C-W SPEC SVCS SUP | .08-01-2007 | 35.31 | 07-08-2007 | 60,136.08 |
| * WILSON, GAIL LYNN | .LINCOLN PARK H S | .07-02-2007 | 34.66 | 06-30-2007 | 53,667.24 |
| * WILSON, GERALDINE CAMILLE | .WARREN | .07-02-2007 | 34.32 | 06-30-2007 | 44,632.68 |
| * WILSON, WILLIAM THOMAS | .HUBBARD H S | .07-02-2007 | 34.06 | 06-30-2007 | 64,867.68 |
| * WILSON, WILLIE MAE | .ATTUCKS | .07-02-2007 | 38.69 | 06-30-2007 | 52,205.28 |
| * WILSON-EPPS, JOAN | .C-W EDUC GENERAL | .08-01-2007 | 36.78 | 07-08-2007 | 82,886.52 |
| * WINSTON, GLORIA | .C-W EARLY CHILDHO | .07-02-2007 | 33.05 | 06-30-2007 | 33,966.60 |
| * WINSTON, LILLIE MAE | .C-W SPEC SVCS SUP | .08-01-2007 | 31.85 | 07-08-2007 | 63,386.16 |
| * WISHNEY, LINDA AUDREY | .DISNEY MAGNET | .07-02-2007 | 26.91 | 06-30-2007 | 36,214.20 |
| * WITSCHY, NATASHA RAE | .HOLMES | .07-02-2007 | 37.39 | 06-30-2007 | 51,470.04 |
| * WOJCIK, PAMELA MARY | .YOUNG MAGNET H S | .07-02-2007 | 30.96 | 06-30-2007 | 38,142.48 |
| * WOJTON, GARY W | .PETERSON | .07-02-2007 | 33.81 | 06-30-2007 | 39,342.36 |
| * WOLFF, JOAN DIANE | .DARWIN | .07-02-2007 | 27.58 | 06-30-2007 | 37,982.16 |
| * WOMACK, BETH CAROL | .GUNSAULUS ACADEMY | .07-02-2007 | 36.33 | 06-30-2007 | 52,992.48 |
| * WONG, ELTHA M | .LANE TECH H S | .07-02-2007 | 44.61 | 06-30-2007 | 53,672.04 |
| * WOODRUFF, GWENDOLYN | .METCALFE COMM ACA | .07-02-2007 | 34.02 | 06-30-2007 | 48,049.92 |
| * WOODS, DORIS EVELYN | .DUNBAR VOC H S | .07-01-2007 | 42.06 | 06-30-2007 | 49,140.24 |
| * WOODS, GARNETT | .CHAPPELL | .07-02-2007 | 36.08 | 06-30-2007 | 53,667.24 |
| * WOODS, WILLIE M | .NETTELHORST | .07-02-2007 | 23.12 | 06-30-2007 | 28,750.20 |
| * WOOLEY, TYREE | .AUSTIN COMM H S | .07-02-2007 | 36.92 | 06-30-2007 | 55,671.60 |
| * WOOLFOLK, SANDRA L | .FOREMAN H S | .08-01-2007 | 37.31 | 07-08-2007 | 81,607.56 |
| * WOOLFORK, PEARL J | .TILL, EMMITT | .07-02-2007 | 42.73 | 06-30-2007 | 48,166.44 |
| * WRIGHT, GRACE ELIZABETH | .STEINMETZ A C | .07-02-2007 | 21.24 | 06-30-2007 | 33,187.92 |
| * YACULLO, EILEEN ANN | .HAUGAN | .07-02-2007 | 32.84 | 06-30-2007 | 31,432.68 |
| * YOUNG, CAROLYN FAY | .MARCONI COMM ACAD | .07-02-2007 | 36.38 | 06-30-2007 | 54,068.40 |
| * YOUNG, SHIRLEEN | .METCALFE COMM ACA | .07-02-2007 | 32.23 | 06-30-2007 | 40,829.40 |
| * YOUSIF, JOANN | .ROOSEVELT H S | .07-02-2007 | 29.91 | 06-30-2007 | 38,603.16 |
| * YU, LINA SU | .C-W SPEC SVCS SUP | .07-02-2007 | 34.27 | 06-30-2007 | 61,106.40 |
| * YUNEVICH, KAREN JEAN | .C-W SPEC SVCS SUP | .07-02-2007 | 22.07 | 06-30-2007 | 28,431.48 |
| * ZAK, JANET MARY | .BYRNE | .08-01-2007 | 39.31 | 07-08-2007 | 78,793.32 |
| * ZAK, SUSAN MARIE | .SHERIDAN MAGNET | .07-02-2007 | 34.21 | 06-30-2007 | 49,012.08 |
| * ZALE, JOSEPH STANLEY | .JONES COLL PREP H | .07-02-2007 | 33.86 | 06-30-2007 | 50,016.72 |
| * ZAPIAN, MARICELA I | .CHASE | .07-02-2007 | 31.05 | 06-30-2007 | 33,017.04 |
| * ZAVISKA, MELINDA | .BYRNE | .07-02-2007 | 22.01 | 06-30-2007 | 30,379.56 |
| * ZEILER, MARY PATRICIA | .O'TOOLE | .08-01-2007 | 19.54 | 06-30-2007 | 26,909.76 |
| * ZELTMANN, MARY L | .JACKSON ACAD | .08-01-2007 | 37.28 | 07-08-2007 | 95,849.88 |
| * ZEREBINY, EDRIS MARGARET | .NORWOOD PARK | .07-02-2007 | 41.20 | 06-30-2007 | 52,990.80 |
| * ZIEGLER, MARY ELLEN | .MURRAY LANG ACAD | .07-02-2007 | 34.00 | 06-30-2007 | 48,049.92 |
| ZUCKERMAN, MARK P | .SULLIVAN H S | .07-02-2007 | 33.98 | 06-24-2007 | 48,036.60 |
| Count of Optional Retirement Pensions: 1,496 Total Optional Retirement Pensions: | | | | | \$74,762,221.80 |
| Average Pension: | | | | | \$49,974.75 |
| Average Service Years: | | | | | 32.57 |

* denotes preliminary pension

Disability Retirement Pensions 07/01/07 thru 08/31/07

| Name of Member | School or Final Status | 1st Check Date | Years of Service | Effective Date | Annual Pension |
|---|--|-----------------|------------------|----------------|---------------------|
| * BOULT, LOREEN MARIE |BELDING |08-01-2007 | 30.17 | 06-30-2007 | \$39,498.12 |
| BROWN, WINIFRED MAURIN |TILL, EMMITT |07-02-2007 | 26.50 | 04-20-2007 | 36,822.96 |
| * HILL, BEVERLY ANN |DEWEY |08-01-2007 | 30.88 | 06-21-2007 | 42,779.04 |
| * MATTHEWS, PEARLIE MAE |ERICSON |07-02-2007 | 16.25 | 06-30-2007 | 24,840.36 |
| *O'CONNOR, LINDA C |DRAKE |07-02-2007 | 30.03 | 05-06-2006 | 44,127.24 |
| PRESTON, OTHERINE |EBERHART |07-01-2007 | 17.96 | 06-30-2007 | 22,657.44 |
| RONCHETTI, DANIEL JOSEPH |SCHILLER |08-01-2007 | 22.31 | 01-16-2007 | 34,775.28 |
| SUSSMAN, TONI ANN |BRENNEMANN |08-01-2007 | 17.90 | 02-05-2006 | 23,877.36 |
| Count of Disability Retirement Pensions: 8 | Total Disability Retirement Pensions: | | | | \$269,377.80 |
| | Average Pension: | | | | \$33,672.23 |
| | Average Service Years: | | | | 24.00 |

Reciprocal Retirement Pensions 07/01/07 thru 08/31/07

| Name of Member | School or Final Status | 1st Check Date | Years of Service | Effective Date | Annual Pension |
|-------------------------|-------------------------|-----------------|------------------|----------------|----------------|
| ALEXANDER, ALMES D |SULLIVAN SPECIALT |08-01-2007 | 6.03 | 06-05-2007 | \$7,593.12 |
| * AMEER, JANE |TRUMBULL |07-02-2007 | 25.23 | 06-30-2007 | 35,644.68 |
| ARONSON, CAROL J |BATEMAN |08-01-2007 | 3.00 | 06-12-2007 | 3,856.32 |
| * BABIJ, LESIA |C-W EDUC GENERAL |07-02-2007 | 31.87 | 06-30-2007 | 38,122.08 |
| * BARNETTE, TIMOTHY |KELVYN PARK H S |07-02-2007 | 24.26 | 06-30-2007 | 42,394.08 |
| * BATES, JUNE MARILYN |C-W SPEC SVCS SUP |07-02-2007 | 21.35 | 06-30-2007 | 35,359.80 |
| * BELL, PATRICIA ANN |HAY COMM ACAD |07-02-2007 | 32.76 | 06-30-2007 | 41,529.36 |
| BENAVIDES, ANNE G |WHITNEY |08-01-2007 | 3.83 | 06-30-2007 | 7,159.20 |
| * BLACKWELL, SHERYL |LELAND |07-02-2007 | 31.57 | 06-30-2007 | 43,675.44 |
| * BOND, SANDRA JOELLA |MASON |08-01-2007 | 31.69 | 07-08-2007 | 55,323.84 |
| * BOOTH, FRANCES L |KOZMINSKI COM ACA |07-02-2007 | 35.23 | 06-30-2007 | 49,137.60 |
| BORDEN, BARBARA L |SPALDING |08-01-2007 | 1.75 | 06-13-2007 | 2,489.40 |
| * BRADEN, ROUTHY M |GRESHAM |07-02-2007 | 31.58 | 06-30-2007 | 50,154.24 |
| * BRUCE, CECILIA G |MOOS |07-02-2007 | 26.62 | 06-30-2007 | 32,758.80 |
| * CALLOWAY, PATRICIA A |SPENCER |07-02-2007 | 31.71 | 06-30-2007 | 33,689.16 |
| * CARRIGAN, CONSTANTIN |PECK |07-02-2007 | 20.29 | 06-30-2007 | 27,247.80 |
| * CARROLL, DOROTHY M |CURIE METRO H S |07-02-2007 | 17.44 | 06-30-2007 | 25,008.72 |
| CARROLL, OLLIE M |SUB TEACHER POSTAL |07-02-2007 | 2.68 | 06-09-2007 | 2,352.96 |
| * CHISHOLM, PATRICIA G |JEFFERSON N |08-01-2007 | 33.78 | 07-08-2007 | 79,253.04 |
| * CLARK, GERDA M |GALE COMM ACAD |07-02-2007 | 10.43 | 06-30-2007 | 16,408.32 |
| * COLLINS, JAMES B |SULLIVAN H S |07-02-2007 | 23.43 | 06-30-2007 | 32,571.48 |
| COMMONS, LINDA |BATEMAN |08-01-2007 | 11.50 | 06-15-2007 | 16,176.00 |
| * CONDON, MICHAEL S |MADERO MIDDLE |07-02-2007 | 35.02 | 06-30-2007 | 47,734.08 |
| * CONROY, MICHAEL P |HUBBARD H S |07-02-2007 | 25.17 | 06-30-2007 | 41,442.00 |
| * COTTON, WILLIE MAE |FERNWOOD |07-02-2007 | 21.77 | 06-30-2007 | 31,996.80 |
| * CRUME, BEVERLY R |HEFFERAN |08-01-2007 | 23.52 | 06-30-2007 | 18,867.24 |
| * CURRIE, SUSAN |C-W SPEC SVCS SUP |07-02-2007 | 22.82 | 06-30-2007 | 38,564.04 |
| * DANTE, JOANNE |NORWOOD PARK |08-01-2007 | 34.28 | 07-08-2007 | 69,248.40 |
| * DAVIS, GLORIA JEAN |BETHUNE |08-01-2007 | 34.02 | 07-08-2007 | 70,017.84 |
| * DENTON, CHARLES G |EXCEL - ORR HS |07-02-2007 | 13.24 | 06-30-2007 | 18,766.32 |
| * DHALIWAL, HARJINDER S |CRANE TECH H S |07-02-2007 | 23.97 | 06-30-2007 | 38,301.48 |
| * DURBAS, MARYANN |GUNSAULUS ACADEMY |07-02-2007 | 28.42 | 06-30-2007 | 27,617.16 |
| * EDGAR, BEVERLY JEAN |GREGORY |07-02-2007 | 9.01 | 06-30-2007 | 11,173.80 |
| * ELLIS, SHIRLEY ANN |BURKE |07-02-2007 | 27.07 | 06-30-2007 | 36,609.84 |
| * ESPINOZA, DAVID |SANDOVAL SCHOOL |08-01-2007 | 28.46 | 07-08-2007 | 55,615.08 |

Reciprocal Retirement Pensions (continued) 07/01/07 thru 08/31/07

| Name of Member | School or Final Status | 1st Check Date | Years of Service | Effective Date | Annual Pension |
|------------------------|------------------------|----------------|------------------|----------------|----------------|
| FALCKENBERG, EDWARD | WELLS PREP | .08-01-2007 | 4.50 | 06-12-2007 | 10,220.76 |
| * FALCONER, CYNTHIA M | HUMAN RESOURCES | .08-01-2007 | 32.80 | 07-08-2007 | 53,996.04 |
| * FAUT, SHEILA MARY | LAWDALE COMM ACA | .07-02-2007 | 11.19 | 06-30-2007 | 13,976.28 |
| FILINSON, MARCY P | FORMER TEACHER | .08-01-2007 | 4.13 | 06-14-2007 | 5,696.52 |
| * FISHER, LOIS NANCY | CHAPPELL | .08-01-2007 | 17.76 | 06-30-2007 | 24,670.32 |
| * FLORES, LORENZO | DUGAN HIGH SCHOOL | .08-01-2007 | 30.81 | 07-08-2007 | 47,989.20 |
| FLOYD, TAVIA A | PICCOLO MIDDLE | .07-02-2007 | 7.13 | 06-30-2007 | 18,721.20 |
| * FRYE, RICHARD M | ANDERSEN COMM ACA | .07-02-2007 | 24.38 | 06-30-2007 | 37,797.60 |
| GABRIEL, MARTIN JOHN | OSS CLUSTER TWO | .08-01-2007 | 24.63 | 03-04-2007 | 42,188.16 |
| * GAITHER, GREGORY | C-W EDUC GENERAL | .07-02-2007 | 21.73 | 04-29-2007 | 30,264.84 |
| * GALARZA, GILBERT | MCPHERSON | .07-02-2007 | 26.28 | 06-30-2007 | 32,543.04 |
| * GIBBS, DOROTHY P | WHITE | .07-01-2007 | 30.04 | 06-30-2007 | 39,286.32 |
| * GIBSON, CHARLES W | CHICAGO AGR H S | .07-01-2007 | 12.86 | 06-30-2007 | 16,966.44 |
| * GLAZEWSKI, RUTH EVA | C-W SPEC SVCS SUP | .07-02-2007 | 13.23 | 06-30-2007 | 18,003.24 |
| * GOLDWATER, CHARLOTTE | JONES COLL PREP H | .07-02-2007 | 29.27 | 06-30-2007 | 46,822.80 |
| GRICE, MARY ANN | BEASLEY ACAD MAG | .08-01-2007 | 21.67 | 06-30-2007 | 51,049.80 |
| GUTTMAN, ARNOLD R | SUB TCHR UNIT 10 | .08-01-2007 | 12.08 | 06-12-2007 | 19,256.76 |
| * HARDWICK, HARRY M | AREA INST OFFICE | .08-01-2007 | 5.00 | 07-08-2007 | 11,678.28 |
| HAYES, BARBARA A | KENWOOD ACAD H S | .08-01-2007 | 17.00 | 01-13-2007 | 31,665.00 |
| HAYES, PRESTON | VON STEUBEN METRO | .08-01-2007 | 21.94 | 06-09-2007 | 38,616.72 |
| * HELM, BEVERLY | CHICAGO DISCOVERY | .07-02-2007 | 27.05 | 06-30-2007 | 36,624.00 |
| HENRIKSEN, JERITHA A | RICKOVER NAVAL ACAD | 07-01-2007 | 1.00 | 06-30-2007 | 780.36 |
| * HOLT, DENYSE | BURBANK | .07-02-2007 | 21.63 | 06-30-2007 | 30,561.48 |
| * JACKSON, GLORIA JEAN | VAUGHN OCC H S | .07-02-2007 | 28.70 | 06-30-2007 | 46,296.48 |
| * JACKSON, MINNIE M | FORT DEARBORN | .08-01-2007 | 32.52 | 07-08-2007 | 71,239.08 |
| * JAMES, MINNIE L | SCHURZ H S | .07-02-2007 | 31.46 | 06-30-2007 | 50,815.44 |
| JONES, PAMELA L | VON STEUBEN H S | .07-02-2007 | 23.58 | 06-09-2007 | 47,024.76 |
| * KAMENEAR, BERNARD S | ANDERSEN COMM ACA | .07-02-2007 | 19.01 | 06-30-2007 | 29,923.80 |
| KEINER, MARY L | GRIMES | .08-01-2007 | 7.30 | 06-08-2007 | 10,606.92 |
| KLUIG, MARGARET A | WHITNEY | .08-01-2007 | 3.10 | 06-09-2007 | 3,312.00 |
| * KRAFT, GRACE C | POE CLASSICAL | .07-02-2007 | 17.23 | 06-30-2007 | 25,976.40 |
| KRELOFF, NANCY | JOPLIN | .08-01-2007 | 11.69 | 06-15-2007 | 23,540.40 |
| KRYSOWATY, MICHAEL | SUB POSTAL SERVICE | .07-02-2007 | 27.02 | 06-13-2007 | 29,836.20 |
| * LAI, PUI LING | HAINES | .07-02-2007 | 14.14 | 06-30-2007 | 18,879.00 |
| LEGG, NANCY E | FORMER TEACHER | .07-02-2007 | 8.79 | 06-12-2007 | 19,342.80 |
| LURIE, TERRY | H B STOWE | .08-01-2007 | 2.15 | 06-09-2007 | 4,250.04 |
| MAAS, JUDITH F | FORMER TEACHER | .07-02-2007 | 11.63 | 04-01-2007 | 12,452.52 |
| * MARTINEZ, IRIS BETSY | PICCOLO ELEMENTAR | .07-02-2007 | 17.98 | 06-30-2007 | 25,803.48 |
| MARTINEZ, RAPHAEL | SHERMAN | .08-01-2007 | 6.06 | 06-30-2007 | 20,247.12 |
| MAURO, MARY E | SUB TEACHER POSTAL | .08-01-2007 | 1.60 | 06-30-2007 | 2,723.04 |
| * MAYER, NANCY JEAN | VAUGHN OCC H S | .08-01-2007 | 28.48 | 07-08-2007 | 73,767.36 |
| * MCCLELLAN, VIVRE A | JULIAN H S | .07-02-2007 | 22.90 | 06-30-2007 | 36,050.04 |
| * MCCOY, JOYCE M | SPENCER | .07-02-2007 | 35.31 | 06-30-2007 | 53,544.36 |
| * MCDONALD, JOHN M | LINCOLN PARK H S | .07-02-2007 | 24.69 | 06-30-2007 | 35,382.12 |
| * MCNAMARA, NEDRA J | MARQUETTE, JAMES | .07-02-2007 | 19.66 | 06-30-2007 | 25,796.04 |
| * MCNEAL, FREDRICK D | MAYO | .08-01-2007 | 27.60 | 07-08-2007 | 65,747.04 |
| * MCVAY, CAROLYN J | MARSH | .07-02-2007 | 18.53 | 06-30-2007 | 26,377.92 |
| MEDINA, MARTHA V | FORMER TEACHER | .08-01-2007 | 5.17 | 06-12-2007 | 9,791.28 |
| * MENDOZA, VINCENT E | WHITNEY | .07-01-2007 | 26.58 | 07-10-2007 | 36,619.68 |

Reciprocal Retirement Pensions (continued) 07/01/07 thru 08/31/07

| Name of Member | School or Final Status | 1st Check Date | Years of Service | Effective Date | Annual Pension |
|-------------------------|------------------------|----------------|------------------|----------------|----------------|
| MESCALL, KATHLEEN M | SONGHAI | .07-02-2007 | 7.07 | 06-09-2007 | 13,784.28 |
| * MIGGINS, SHIRLEY | MCDADE CLASSICAL | .08-01-2007 | 21.66 | 07-08-2007 | 46,029.72 |
| MILEY, CHRISTINE R | DAVIS | .08-01-2007 | 1.00 | 06-06-2007 | 1,305.00 |
| MITCHELL, MICHAEL L | DOUGLASS ACADEMY | .08-01-2007 | 3.55 | 06-09-2007 | 7,428.24 |
| * MORAN, JEREMIAH P | C-W SPEC SVCS SUP | .08-01-2007 | 23.32 | 07-08-2007 | 40,314.96 |
| * MOY, JUN | HYDE PARK ACAD H | .07-02-2007 | 33.69 | 06-30-2007 | 39,204.24 |
| MUFICH, CHARLES J | CICS AVALON | .08-01-2007 | 5.00 | 06-05-2007 | 9,896.76 |
| MURPHY, LORETTA L | VANDERPOEL MAGNET | .07-02-2007 | 1.00 | 06-13-2007 | 1,683.24 |
| MUSSA, DANIEL F | CALUMET ACAD H S | .08-01-2007 | 19.63 | 06-01-2007 | 15,807.72 |
| NATHANSON, FRANCES | SHERIDAN MAGNET | .08-01-2007 | 2.45 | 06-12-2007 | 4,023.96 |
| NEGOSKI SUPER, CAROL | FORMER TEACHER | .07-02-2007 | 1.40 | 06-09-2007 | 1,470.48 |
| * NIAZMAND, MARSHA A | C-W SPEC SVCS SUP | .07-02-2007 | 31.73 | 06-30-2007 | 49,612.80 |
| * NICHOLAS, ROSEMARIE | ROBESON H S | .07-02-2007 | 25.59 | 06-30-2007 | 44,951.16 |
| NICHOLSON, MARY C | NEIL | .08-01-2007 | 2.30 | 05-26-2007 | 2,936.40 |
| NOWINSKI, ROBERT A | GILLESPIE | .08-01-2007 | 3.18 | 06-09-2007 | 6,062.64 |
| ORTENZO, MARGARET L | FORMER TEACHER | .08-01-2007 | 7.33 | 06-09-2007 | 10,843.32 |
| OSBORNE, JUDITH | SUB TEACHER POSTAL | .08-01-2007 | 3.98 | 06-14-2007 | 3,070.32 |
| * OSSSENKO, ANGANETA | C-W EDUC GENERAL | .07-02-2007 | 25.88 | 06-30-2007 | 51,267.60 |
| * PALMER, CAROLYN G | SPENCER | .08-01-2007 | 24.61 | 07-08-2007 | 46,540.32 |
| PEKAR, ANTHONY F | GOETHE | .07-02-2007 | 24.52 | 06-30-2007 | 29,379.00 |
| PERRY, MARIANNE | CARVER PRIMARY | .08-01-2007 | 2.28 | 06-09-2007 | 5,451.84 |
| * PHILLIPS, JAHN DENISE | AREA INS OFFICE 1 | .08-01-2007 | 32.66 | 07-08-2007 | 51,236.64 |
| * PIPPION, JACQUELINE D | SCH & COMM RELS | .08-01-2007 | 30.98 | 07-08-2007 | 45,274.32 |
| POLO, KATHLEEN | BOND | .08-01-2007 | 3.00 | 06-09-2007 | 5,702.28 |
| * PONCE, LOUISE A | AREA INS OFFICE 1 | .08-01-2007 | 28.97 | 07-08-2007 | 47,820.00 |
| * PONCE, ROBERT LEE | HEROES ACADEMIC | .07-02-2007 | 22.66 | 06-30-2007 | 31,248.36 |
| * PUSHEL, MIRIAM | JACKSON ACAD | .07-02-2007 | 23.01 | 06-30-2007 | 32,152.44 |
| * QUINONEZ, MILADES L | NIXON | .07-02-2007 | 16.64 | 06-30-2007 | 23,101.08 |
| * RADECKI, DALIA | HEDGES | .07-02-2007 | 33.03 | 06-30-2007 | 52,189.80 |
| * RAGINS, BARBARA W | H B STOWE | .07-02-2007 | 22.82 | 06-30-2007 | 34,700.40 |
| * RAMIREZ, ROSA H | MADERO MIDDLE | .08-01-2007 | 27.91 | 07-08-2007 | 64,636.92 |
| * RANGEL, MARY A | RAVENSWOOD | .07-02-2007 | 33.02 | 06-30-2007 | 43,090.56 |
| * REINKE, RONALD A | C-W SPEC SVCS SUP | .07-02-2007 | 31.50 | 06-30-2007 | 39,571.08 |
| REYNOLDS, LYNNE D | SUB TCHR POSTAL | .07-02-2007 | 1.08 | 01-01-2007 | 2,087.88 |
| * ROBERSON, BARBARA J | OVERTON | .08-01-2007 | 27.48 | 06-30-2007 | 33,467.40 |
| * ROBERTS, JUANITA F | NEIL | .07-02-2007 | 32.99 | 06-30-2007 | 52,684.56 |
| * ROBINSON, MICHAEL A | SUB TEACHER POSTAL | .07-01-2007 | 24.15 | 06-30-2007 | 25,125.00 |
| ROJAS, PAUL | CLEMENTE COMM ACA | .08-01-2007 | 21.18 | 06-08-2007 | 58,430.28 |
| * RONNER, ZENA M | VON HUMBOLDT | .07-02-2007 | 21.15 | 06-30-2007 | 23,382.96 |
| * ROSSINO, PAULA K | PEIRCE | .08-01-2007 | 33.66 | 07-08-2007 | 71,184.00 |
| * RUMBLER, SANDRA L | C-W SPEC SVC IN/A | .08-01-2007 | 30.51 | 06-30-2007 | 53,116.32 |
| * RUSNAK, JOHN A | STEVENSON | .07-02-2007 | 32.82 | 06-30-2007 | 44,488.20 |
| * RUSSELL, ELLA | C-W SPEC SVCS SUP | .07-02-2007 | 19.29 | 06-30-2007 | 34,118.64 |
| * SCHIMPF, WAYNE H | VON STEUBEN METRO | .07-01-2007 | 22.83 | 08-14-2007 | 28,434.00 |
| SCHROER, KATHLEEN | PHILLIPS ACAD | .08-01-2007 | 2.95 | 06-23-2007 | 5,982.24 |
| * SCOTT, WOODRA ANN | INSTR DES & ASSESS | .08-01-2007 | 24.34 | 07-08-2007 | 48,026.52 |
| SECORA, GERI | HUBBARD H S | .08-01-2007 | 8.43 | 06-09-2007 | 16,751.40 |
| SILBERT, ELLEN | SUB TEACHER POSTAL | .08-01-2007 | 4.80 | 06-08-2007 | 11,252.52 |
| * SILVA, BARBARA JEAN | WHITNEY | .07-02-2007 | 31.66 | 06-30-2007 | 48,595.80 |
| * SMITH, CLEMENTINE | GAGE PARK H S | .08-01-2007 | 25.29 | 06-30-2007 | 40,702.68 |

Reciprocal Retirement Pensions (continued) 07/01/07 thru 08/31/07

| Name of Member | School or Final Status | 1st Check Date | Years of Service | Effective Date | Annual Pension |
|-----------------------|-------------------------------|-----------------------|-------------------------|-----------------------|-----------------------|
| * SULLIVAN, SUZANNE M | ST THOMAS OF CANT | .07-02-2007 | 16.08 | 06-30-2007 | 22,611.48 |
| * SWINDLE, JUDITH V | JACKSON ACAD | .07-02-2007 | 11.90 | 06-30-2007 | 15,497.64 |
| TIRADO, NANCY | FORMER TEACHER | .07-02-2007 | 6.30 | 06-09-2007 | 15,210.24 |
| TOBIN, MARY ELLEN | CURTIS | .08-01-2007 | 4.08 | 06-07-2007 | 8,908.80 |
| TYLER, WINSTON | SUB TEACHER POSTAL | .07-01-2007 | 1.00 | 04-22-2007 | 240.60 |
| * TYSIAK, ANN | CARSON | .08-01-2007 | 35.38 | 07-08-2007 | 77,144.64 |
| VAUGHN, KENNETH | SUB TEACHER POSTAL | .08-01-2007 | 10.50 | 07-01-2007 | 5,186.40 |
| * VELAZQUEZ, MIGUEL A | WHITNEY | .08-01-2007 | 23.88 | 07-08-2007 | 62,041.08 |
| * WAIT STONE, LYNDA | C-W SPEC SVCS SUP | .07-02-2007 | 34.34 | 06-30-2007 | 65,300.28 |
| * WALLIN, JUDITH | BARNARD | .07-02-2007 | 33.44 | 06-30-2007 | 42,468.72 |
| WARNER, DORIS E | FORMER TEACHER | .08-01-2007 | 5.93 | 06-08-2007 | 10,920.00 |
| * WHALEN, CYNTHIA M | MATHER H S | .07-02-2007 | 21.38 | 06-30-2007 | 33,649.32 |
| * WHITE, ELEANOR | C-W SPEC SVCS SUP | .07-02-2007 | 21.41 | 06-30-2007 | 27,370.08 |
| * WILBURN, MARY JOYCE | TILDEN H S | .07-02-2007 | 22.33 | 06-30-2007 | 35,203.80 |
| * WILLIAMS, MARGARET | BOGAN TECH H S | .07-02-2007 | 11.85 | 06-30-2007 | 18,403.08 |
| * WILSON, MAMIE A | LEE | .07-02-2007 | 16.26 | 06-30-2007 | 25,774.44 |
| * WOODS, DELORES D | LAVIZZO ELEMENTAR | .07-02-2007 | 24.65 | 06-30-2007 | 33,216.84 |
| * YOUNG, KAROLYN A | LAVIZZO ELEMENTAR | .07-02-2007 | 27.01 | 06-30-2007 | 37,205.52 |
| ZAUGH, MARJORIE S | ESMOND | .07-02-2007 | 24.75 | 12-09-2006 | 34,456.32 |

Count of Reciprocal Retirement Pensions: 153 Total Reciprocal Retirement Pensions: \$4,719,007.56
Average Pension \$30,843.19
Average Service Years: 19.41

Survivors' Pensions 07/01/07 thru 08/31/07

| Name of Member | 1st Check Date | Years of Service | Effective Date | Annual Pension |
|--|-----------------------|-------------------------|-----------------------|-----------------------|
| AKRIDGE, VERNETTE D. <i>(WIFE OF JAMES C AKRIDGE)</i> | .08-01-2007 | 30.40 | 05-01-2007 | \$22,452.96 |
| BETZ, ELEANOR P. <i>(WIFE OF ROBERT F BETZ)</i> | .07-02-2007 | 9.90 | 05-01-2007 | 8,576.52 |
| CRENSHAW, JOCELYN <i>(DAUGHTER OF JOY ANISE DOWNINGS CRENSHAW)</i> | .07-01-2007 | 5.86 | 04-16-2006 | 1,800.00 |
| CRENSHAW, GEORGE MILTON <i>(HUSBAND OF JOY ANISE DOWNINGS CRENSHAW)</i> | .07-01-2007 | 5.86 | 04-16-2006 | 1,800.00 |
| CRENSHAW, JASMINE <i>(DAUGHTER OF JOY ANISE DOWNINGS CRENSHAW)</i> | .07-01-2007 | 5.86 | 04-16-2006 | 1,800.00 |
| DELANEY, GERALDINE <i>(WIFE OF FRED W DELANEY)</i> | .07-02-2007 | 35.90 | 05-01-2007 | 19,897.56 |
| EAGLIN, MARGANICE <i>(WIFE OF MICHAEL JEROME EAGLIN)</i> | .08-01-2007 | 15.84 | 08-01-2007 | 10,009.56 |
| FRASE, PAUL A. <i>(HUSBAND OF ALICE A FRASE)</i> | .07-02-2007 | 25.40 | 04-01-2007 | 12,005.64 |
| FURMAN, LOIS J. <i>(WIFE OF BENJAMIN F FURMAN)</i> | .07-02-2007 | 36.40 | 05-01-2007 | 36,043.80 |
| GABBARD, FLORENCE CRYSTAL <i>(WIFE OF MAX C GABBARD)</i> | .08-01-2007 | 38.00 | 05-01-2007 | 23,967.00 |

* denotes preliminary pension

Survivors' Pensions 07/01/07 thru 08/31/07

| Name of Member | 1st Check Date | Years of Service | Effective Date | Annual Pension |
|---|-----------------------|----------------------------------|-----------------------|-----------------------|
| GESHKEWICH, JOHN <i>(HUSBAND OF BARBARA S GESHKEWICH)</i> | .07-02-2007 | 3.50 | 04-01-2007 | 1,125.36 |
| HENRY, WILLIAM E. <i>(HUSBAND OF BERNICE JOYCE HENRY)</i> | .07-01-2007 | 20.78 | 04-30-2007 | 13,131.60 |
| HICKS, JOHN J. <i>(HUSBAND OF DARNEL ELAINE HICKS)</i> | .07-01-2007 | 10.84 | 05-02-2007 | 6,478.80 |
| HYLAND, JOANNA MARIE <i>(DAUGHTER OF JOHN MARTIN HYLAND)</i> | .08-01-2007 | 20.41 | 01-30-2007 | 4,654.92 |
| HYLAND, JOCELYN L. <i>(WIFE OF JOHN MARTIN HYLAND)</i> | .08-01-2007 | 20.41 | 01-30-2007 | 4,654.92 |
| HYLAND, JASON R <i>(SON OF JOHN MARTIN HYLAND)</i> | .08-01-2007 | 20.41 | 01-30-2007 | 4,654.92 |
| KALISH, IRWIN <i>(HUSBAND OF DIANE K KALISH)</i> | .08-01-2007 | 20.50 | 04-01-2007 | 10,607.64 |
| KASZUBOWSKI, JAMES J. <i>(HUSBAND OF OLGA KASZUBOWSKI)</i> | .08-01-2007 | 38.50 | 04-01-2007 | 36,872.04 |
| KLEIMAN, AGNES <i>(WIFE OF JOHN J KLEIMAN)</i> | .07-02-2007 | 3.50 | 03-01-2007 | 2,662.20 |
| LEE, JUDY <i>(WIFE OF CHARLES LEE)</i> | .07-02-2007 | 38.00 | 05-01-2007 | 27,758.28 |
| LIEBOW, PHOEBE R <i>(WIFE OF ELY M LIEBOW)</i> | .07-02-2007 | 10.00 | 04-01-2007 | 9,779.76 |
| MERWICK, JEAN M. <i>(WIFE OF JOHN P MERWICK)</i> | .08-01-2007 | 34.60 | 07-01-2007 | 22,291.08 |
| NORRIS, CORETTA J <i>(WIFE OF JAMES H NORRIS)</i> | .08-01-2007 | 37.00 | 06-01-2007 | 43,523.28 |
| PEDRO, DONALD MARION <i>(HUSBAND OF ISABEL G HENDERSON)</i> | .07-02-2007 | 32.20 | 12-01-2006 | 20,814.60 |
| RAMSEY, ERIK <i>(SON OF MARCIA G RAMSEY)</i> | .07-01-2007 | 35.29 | 01-13-2007 | 23,111.40 |
| REDLICH, HARRIET G. <i>(WIFE OF PAUL R REDLICH)</i> | .07-02-2007 | 21.90 | 04-01-2007 | 8,236.44 |
| ROBINSON, EVANS <i>(HUSBAND OF LOWANTHA OLIVER-ROBINSON)</i> | .08-01-2007 | 28.70 | 05-01-2007 | 11,696.28 |
| SECHAN, PATRICIA <i>(WIFE OF REID LEE SECHAN)</i> | .07-02-2007 | 33.84 | 02-13-2007 | 27,346.68 |
| SMITH, VIRGINIA R. <i>(WIFE OF BENITO H SMITH)</i> | .07-02-2007 | 10.20 | 02-01-2007 | 6,269.04 |
| TYLER, DELMA C <i>(WIFE OF HOMER D TYLER)</i> | .08-01-2007 | 17.40 | 06-01-2007 | 6,527.04 |
| WILLIAMS, JAIDEN P. <i>(DAUGHTER OF JOY ANISE DOWNINGS CRENSHAW)</i> | .08-01-2007 | 5.86 | 04-16-2006 | 1,800.00 |
| Count of Suvivors' Pensions: 31 | | Total Survivors Pensions: | | \$432,349.32 |
| | | Average Pension: | | \$13,946.75 |
| | | Average Service Years: | | 21.72 |

Summary of Pensions Granted
Final Summary 07/01/07 thru 08/31/07

| Type of Pension | At this meeting | Total Approved this Fiscal Year |
|---|------------------------|--|
| Optional service retirement pensions | 1,496 | 1,496 |
| Reciprocal service retirement pensions. | 153 | 153 |
| Disability retirement pensions | 8 | 8 |
| Duty Disability retirement pensions | 0 | 0 |
| Survivors pensions | 31 | 31 |
| Reversionary pensions. | 0 | 0 |

Cancellation of Pensions

The Committee on Claims and Service Credits reported that, pursuant to the law, the pension of the following persons will be cancelled upon the date of attainment of legal age. The Committee recommends that the following cancellations be confirmed and reported in the proceedings of this meeting.

06/01/07 thru 06/30/07

| Name | Reason | Type of Pension | Rate of Pension | Date Cancelled |
|------------------------------|------------------|------------------------|------------------------|-----------------------|
| PINK ISAAC | Exceed Age Limit | Survivorship - Step | 600.00 | 06-30-2007 |
| WHITE AMANDA M | Exceed Age Limit | Survivorship - Step | 538.84 | 06-30-2007 |
| Count of Cancelled Pensions: | 2 | | | |

07/01/07 thru 08/31/07

| Name | Reason | Type of Pension | Rate of Pension | Date Cancelled |
|------------------------------|------------------|------------------------|------------------------|-----------------------|
| KARIKARI JENNIFER | Exceed Age Limit | Survivorship - Step | 776.13 | 08-31-2007 |
| MUSIALA VANESSA A | Exceed Age Limit | Survivorship - Step | 300.00 | 08-31-2007 |
| Count of Cancelled Pensions: | 2 | | | |

Death Benefits

The Committee on Claims and Service Credits reported that documents pertaining to claims for death benefits were examined and verified, and recommended approval.

In support of these claims, the Committee reported that death benefits were for persons whose dates of death were certified and whose heirs, beneficiaries, administrators or executors furnished proper evidence to receive such payments.

06/01/07 thru 06/30/07

Single Payment of Death Benefit

| DECEASED | BENEFICIARY | |
|-------------------|---------------------|-------------|
| AKRIDGE, JAMES C | VERNETTE D. AKRIDGE | \$.5,000.00 |
| ALI, MIRIAM R | YOLANDA J. WILLIAMS | .2,500.00 |
| APOLLO, CARLTON I | BRIAN APOLLO | .1,000.00 |
| | BECKERT APOLLO | .1,000.00 |
| | TERESA APOLLO | .1,000.00 |

| | | |
|------------------------|---------------------------------|----------|
| BARATTA, JOSEPH J | JOSEPH V. BARATTA | 2,500.00 |
| | LISA ANN BARATTA | 2,500.00 |
| BLOOM, LEO H | LINDA A. GREEN | 5,000.00 |
| BRICE, LAWRENCE | CAROL A. BRICE | 1,666.67 |
| BRUCE, MYRTLE P | JOSEPH W. PILATE | 1,000.00 |
| | LEDORA PILATE MARLEY | 1,000.00 |
| | ROBBIE P. WALDINGTON | 1,000.00 |
| | JUDIE C WALDINGTON | 1,000.00 |
| | DOROTHY P. PEACHES | 1,000.00 |
| CARROLL, CHARLES E | MAUREEN F. CARROLL | 5,000.00 |
| CASSIDY, JULIE B | KATHLEEN B DUCHOSSOIS | 2,500.00 |
| | MARY V. FEE | 2,500.00 |
| CORDIER, JUNE S | DAVID P. SWANSON | 5,000.00 |
| DELANEY, FRED W | GERALDINE DELANEY | 5,000.00 |
| FARR, DOROTHEA E | JOHN F. FARR, JR. | 5,000.00 |
| FRASE, ALICE A | PAUL A. FRASE | 5,000.00 |
| FURMAN, BENJAMIN F | LOIS J. FURMAN | 5,000.00 |
| HILLIARD, GLORIA E | STRATFORD S. HILLIARD | 2,500.00 |
| | ANITA Y. NANCE | 2,500.00 |
| HOWARD, ANNAMARIE | JOHN E. HOWARD | 2,500.00 |
| INNISS, WARREN A | GEORGE REYNOLDS | 2,500.00 |
| | RUDOLPH J. REYNOLDS | 2,500.00 |
| JOHNSON, MAY L | MOLLY L STEUBER | 5,000.00 |
| JOVICH, STANLEY | ESTATE OF STANLEY JOVICH | 5,000.00 |
| KLEIMAN, JOHN J | AGNES KLEIMAN | 5,000.00 |
| KOLSKI, STEVEN E | MARIA S. DURHAM | 1,666.67 |
| LIEBOW, ELY M | PHOEBE R LIEBOW | 5,000.00 |
| MILLER, GRACIE | TIFFANIE TOWNSEND-HAWKINS | 1,000.00 |
| MURDOCK, ANGELA MATHIS | STEVEN R. MATHIS | 5,000.00 |
| NELSON, ANN H | BARBARA T. MCGEE | 5,000.00 |
| PANNELL, DOROTHY | GATLING'S CHAPEL, INC. | 5,000.00 |
| PEYTON, ROSETTE C | CELESTE P. RANDOLPH | 2,500.00 |
| | BABETTE PEYTON | 2,500.00 |
| RICHIE, DOROTHY C | SHAWNELLE K. RICHIE-LOGAN | 5,000.00 |
| RUSK, ELINOR A | JANE H. LENHARTH | 2,500.00 |
| | ROSS ALLEN LEVETT | 2,500.00 |
| SCHNEIDER, MARY A | ROBERT W. SCHNEIDER | 2,500.00 |
| | SUSAN MCCUNE | 2,500.00 |
| SMITH, BENITO H | VIRGINIA R. SMITH | 5,000.00 |
| SPEARS, BESSYE | URLIN L. CLARK, III | 2,500.00 |
| | RAYMOND KENT CLARK | 2,500.00 |
| THOMAS, LAVERGNE | REGINA L THOMAS | 2,500.00 |
| | AURAZELA MAJORS | 2,500.00 |
| THORNTON, EDGAR T | EDGAR T. THORNTON, III | 1,250.00 |
| WEBSTER, LOUISE | MICHAEL DUANE JONES | 2,500.00 |
| | WANDA MCGILL | 2,500.00 |
| WILSON, ORESTES T | KAY M. WILSON-KIRBY | 5,000.00 |

\$158,583.34

Refund of Contributions

| DECEASED | BENEFICIARY | |
|------------------------|-----------------------------|---------------------|
| HENRY, BERNICE JOYCE | WILLIAM E. HENRY | \$61,787.68 |
| HIXSON, ARTHUR J | GLORIA HIXSON JOHNSON | 174.30 |
| MURDOCK, ANGELA MATHIS | STEVEN R. MATHIS | 44,922.24 |
| | | \$106,884.22 |

Combined Death Benefit

| DECEASED | BENEFICIARY | |
|------------------------|---------------------------|---------------------|
| DANIEL, JAMES CRAWFORD | MATTALINE I DANIELS | \$11,047.04 |
| RAMSEY, MARCIA G | ERIK RAMSEY | 103,909.24 |
| | | \$114,956.28 |

Grand Total of All Death Benefits **\$380,423.84**

07/01/07 thru 08/31/07

Single Payment of Death Benefit

| DECEASED | BENEFICIARY | |
|----------------------|--------------------------------|------------|
| ALCOCK, ELIZABETH | GREGORY CHARLES ALCOCK | \$2,500.00 |
| | STEVEN WESLEY ALCOCK | 2,500.00 |
| ALI, MIRIAM | JACQUELINE ROSE WILLIAMS | 2,500.00 |
| BAKER, DORLA T | ROBIN J. HAYES | 5,000.00 |
| BARRON, NATALIE | FRANCES ANN HOFFER | 2,500.00 |
| BARTLEMAN, DONALD | VINCENT H. BARTLEMAN | 2,500.00 |
| | SHELLEY BOLNIUS | 2,500.00 |
| BELL, HOWARD | NELLIE L. BELL | 5,000.00 |
| BERNERO, JAMES | JUNE K BERNERO | 5,000.00 |
| BIBLER, GRACE | WALTER GLEN BIBLER, JR. | 1,666.67 |
| | NANCY B. GOLD | 1,666.66 |
| | GEORGE CARY BIBLER | 1,666.67 |
| BLACKWELL, MILDRED B | ANTHONY W. BLACKWELL | 5,000.00 |
| BRICE, LAWRENCE | NORMAN G. BRICE | 1,666.67 |
| | BEATRICE STEVENS | 1,666.66 |
| BROWN, ANNA M | NORA M. BROWN | 2,500.00 |
| | LONDA W. HOLLEY | 2,500.00 |
| BURK, EVELYN E | ELIZABETH E. BURK | 5,000.00 |
| BUSH, ELEANOR R | SHARON LENORE BUSH | 1,250.00 |
| | SUZANNE J. HYNAN | 1,250.00 |
| | RAYMOND D. BUSH | 1,250.00 |
| | ALICE DUEVER | 1,250.00 |
| BYRD, JANICE MARIE | PATRICK L. LYNCH | 10,000.00 |
| CALLION, MYRTLE B | WILLIAM S. CALLION JR. | 1,000.00 |
| | THEODORE E. CALLION | 1,000.00 |
| | CYNTHIA C. WILKORSON | 1,000.00 |
| | MYRTLE C. WILSON | 1,000.00 |
| | ETHELYN C TAYLOR | 1,000.00 |
| CAREY, ROBERT C | SUZANNE F. CAREY | 5,000.00 |
| CARLSON, MILDRED M | HEATHER MESKIMEN | 1,666.66 |
| | CHRISTINE M. ROSE | 1,666.67 |
| | DAVID A. CARLSON | 1,666.67 |

| | | |
|---------------------------|---------------------------------|----------|
| CARLSTEDT, ROSEMARY | SUZANNE J. CARLSTEDT | 1,666.67 |
| | NANCY C. SMITH | 1,666.67 |
| | LAURA JEAN RUSH | 1,666.66 |
| CRAWFORD, JULIA | ADRIENNE D. CRAWFORD | 2,500.00 |
| | ANTHONY D CRAWFORD | 2,500.00 |
| EVANS, LINNIE M | FRANCIS R. EVANS | 5,000.00 |
| FEIOCK, JANET M | JOSEPH R. GOSS | 5,000.00 |
| GABBARD, MAX C | FLORENCE CRYSTAL GABBARD | 5,000.00 |
| GLOVER, SHARON B | JUDI L. CLUFF | 1,666.67 |
| | LAWRENCE GLOVER | 1,666.67 |
| | STEVEN R. GLOVER | 1,666.66 |
| GRAY, JAMES R | EDWARD V. DONOVAN, JR. | 5,000.00 |
| GROFMAN, ILENE | GERALD GROFMAN | 5,000.00 |
| HALLER, FRANK J | ESTATE OF FRANK J. HALLER | 5,000.00 |
| HANDLER, EVELYN | JOEL F. HANDLER | 4,000.00 |
| | STEVEN HANDLER | 4,000.00 |
| HANSON, EDNA L | CATHERINE G. BRETTMAN | 1,666.67 |
| HENDERSON, LEWIS | DOROTHY M HENDERSON | 5,000.00 |
| HOWARD, ANNAMARIE | JOSEPH P. HOWARD | 2,500.00 |
| HUNTER, MARGARET L | SHEILA H. BOTTI | 1,250.00 |
| | MICHAEL J. HIGGINS | 1,250.00 |
| | NANCY H. KEENAN | 1,250.00 |
| | JOHN H HIGGINS | 1,250.00 |
| IVEY, MYRTLE | LEAK AND SONS | 5,000.00 |
| JOHANNES, IRENE E | LAURA R JOHANNES | 5,000.00 |
| JONES, WILLIAM L | KENNETH L. JONES | 5,000.00 |
| JUNKER, JEANNE C | PHILIP EDWARD JUNKER | 5,000.00 |
| KLETNICK, LORRAINE | ROBERT KLETNICK | 2,500.00 |
| | TED KLETNICK | 2,500.00 |
| KWELLER, FLORENCE | IRIS ROSENBERG | 5,000.00 |
| LAMOS, DALE J | JOHN D. LAMOS | 2,500.00 |
| | STEVEN J. LAMOS | 2,500.00 |
| LOONSTEN-BREIT, HENRIETTE | ALFRED J. KLAESER | 1,666.67 |
| | NEAL M. KLAESER | 1,666.67 |
| | PETER M. KLAESER | 1,666.66 |
| MARTINO, MADELYNN J | MADELYNN J. MARTINO TRUST | 5,000.00 |
| MASCHEK, BURRELL J | LINDA J. MASCHKE | 2,500.00 |
| | JANET S. SKIBICKI | 2,500.00 |
| MCALEER, VIRGINIA | JEANNE MCALEER HOPPE | 5,000.00 |
| MCCANN, ROBERT | JEROME MCCANN | 5,000.00 |
| MCCURTIES, HILDRED | MERIDITH MCCURTIS | 5,000.00 |
| MCNAMARA, MARION | RITA T. HANRAHAN | 2,500.00 |
| | MARGARET MACNAMARA | 2,500.00 |
| MERWICK, JOHN P | JEAN M. MERWICK | 5,000.00 |
| MILLER, GRACIE | SHANNON MICHELLE TOWNSEND | 1,000.00 |
| MILLER, MARY M | GERALD J MILLER | 555.56 |
| | MARY ANNICE MILLER | 555.56 |
| | GREGORY P. MILLER | 555.56 |
| | JOHN B. MILLER | 555.56 |
| | MICHAEL G. MILLER | 555.56 |
| | WILLIAM M. MILLER | 555.56 |
| | PEGGIE MILLER-BECKER | 555.56 |

| | | |
|-------------------------|-------------------------------------|----------|
| MILLS, JEAN | NOEL P. DAGLEY | 5,000.00 |
| MOLNAIRE, SIGNA W | ELLEN V. BEATY | 5,000.00 |
| MONTERA, MARINO A | ALAN MARINE MONTERA | 4,000.00 |
| | LISA MARIE MONTERA | 4,000.00 |
| MORRISON, SOLVEIG | DOROTHY ANN WEBER | 5,000.00 |
| MYERS, ROBERT C | MURIEL A MYERS | 5,000.00 |
| NORRIS, JAMES H | CORETTA J NORRIS | 500.00 |
| | JANICE M BUCKLEY | 500.00 |
| | JAMES A. NORRIS | 2,500.00 |
| | JILL J. NORRIS | 1,250.00 |
| | JILLIAN BIBB | 250.00 |
| NOVAK, DANIEL F | HELEN E. NOVAK | 5,000.00 |
| NOVAK, VIOLA J | REV. ROBERT J. NOVAK | 5,000.00 |
| ODDO, VINCENT A | BONNIE ODDO | 8,000.00 |
| PENTECOSTE, THELMAREE J | ESTATE OF T. PENTECOSTE | 5,000.00 |
| PHILLIPS, JOAN J | NANCY J. WARNOCK | 5,000.00 |
| POETZINGER, LORETTA L | LINDA LEE SMITH | 5,000.00 |
| POWELL, RUTH | RITA MARIE POWELL | 5,000.00 |
| PRITCHETT, JUNE A | ESTATE OF JUNE PRITCHETT | 5,000.00 |
| REXINIS, THEANO T | EUGENIA SPLINTER | 5,000.00 |
| RICE, ETHLYN | JOSEPH C. RICE | 2,500.00 |
| | JON F RICE | 2,500.00 |
| ROSEN, BARBARA J | ALAN R. ROSEN | 5,000.00 |
| ROSS, BEATRICE | JUNE M ANDALCIO | 5,000.00 |
| ROSS, RHODA B | BONNIE ROSS | 2,500.00 |
| | VICKI LYNN ROSS | 2,500.00 |
| ROTH, JAMES E | CONSTANCE K. ROTH | 5,000.00 |
| RUDD, ALFRED | ELIZABETH THOMAS | 5,000.00 |
| SAIDEL, HELEN A | LEO JAMES SAIDEL | 1,666.67 |
| SCHERER, GEORGE R | LAUREN MARA METCALFE | 1,666.66 |
| | ANNE M. SCHERER | 1,666.67 |
| | MARION SCHERER | 1,666.67 |
| SCHIFF, ROSELYN L | CYNTHIA M. SCHIFF | 5,000.00 |
| SCHNETTLER, RICHARD P | RITA M. SCHNETTLER | 5,000.00 |
| SIMONSON, DAVID F | THOMAS J. SIMONSON | 1,250.00 |
| | STEVEN C. SIMONSON | 1,250.00 |
| | ELIZABETH SIMONSON | 1,250.00 |
| | PATRICIA SIMONSON | 1,250.00 |
| SMITH, MAYOLA P | ESTATE OF MAYOLA P. SMITH | 5,000.00 |
| SPITZER, HELEN T | JAY A. SPITZER | 2,500.00 |
| | SCOTT D. SPITZER | 2,500.00 |
| STREICHER, LYLE B | MICHAEL D. STREICHER | 1,250.00 |
| | PAUL D. STREICHER | 1,250.00 |
| | LAUREN STREICHER | 1,250.00 |
| | IAN H. STREICHER | 1,250.00 |
| THOMAS, ALVA D | JERALD THURMAN GARY | 2,500.00 |
| | LEIANA J. THOMAS-GARY | 2,500.00 |
| THOMAS, MAGGIE L | WARNER E. BROWN | 5,000.00 |
| TURNQUIST, LORRAINE | RUTH E. LORENZEN | 5,000.00 |
| TYLER, HOMER D | DELMA C TYLER | 5,000.00 |

| | | |
|----------------------|-----------------------------|----------------------|
| WACHALA, MARY R | RAYMOND J WACHALA | 10,000.00 |
| WALKER, JOHN R | VAILE K. ELLIS | 5,000.00 |
| WESTERFIELD, DELLA M | ANGELIQUE WESTERFIELD | 5,000.00 |
| WYNNE, MARGARET V | REGINALD L. WYNNE | 2,500.00 |
| | RONALD M. WYNNE | 2,500.00 |
| | | \$ 423,055.59 |

Refund of Contributions

DECEASED

BLEZIEN, STEPHEN J
 COTE, VANESSA
 FILERMAN, HERBERT I
 KOLMAS, ELLEN G

BENEFICIARY

PATRICIA BLEZIEN 472.99
 MATT COTE 18,169.58
 SUSAN FILERMAN 67,748.10
 HILARY KOLMAS 1,087.55
 MILDRED F KOLMAS 1,087.52

\$ 88,565.74

Combined Death Benefit

DECEASED

ALBERT, GEORGE JAMES
 CALVIN, DIANE
 DOWNINGS CRENSHAW,
 JOY ANISE

BENEFICIARY

GEORGE ALBERT 22,994.61
 NASSOMA VERNON 90,303.70

 GEORGE MILTON CRENSHAW 6,532.44
 JASMINE CRENSHAW 6,532.44
 JOCELYN CRENSHAW 6,532.44
 JAIDEN P. WILLIAMS 4,353.21
 DONALD W. HENRY 90,331.82
 JOHNATHAN HICKS 22,249.50
 STEPHANIE HICKS 22,249.45

MORTON, PHYLLIS A
 MOSLEY, CYNTHIA MARIE

ESTATE OF PHYLLIS MORTON 41,005.88
 JOSEPH M. MOSLEY 23,838.80
 RYANNE M. MOSLEY 23,838.78
 ERIC J ROBERTS 619.37
 GARRETT LANCE SANDERS 14,693.33
 GRANT L SANDERS 14,693.31

SCOTT, IRIS MARIA
 WILKINS, ONTARIO TANITA
 WILSON, GEORGE N
 ZUIKER, JEFFREY JOHN

ARGLISTA L. SCOTT 93,354.02
 TANITA WILSON 62,686.17
 ESTATE OF GEORGE WILSONJR 56,708.92
 MARY AILEEN CAHILL 20,517.16
 MADELEINE ZUIKER 10,258.58
 MAXWELL ZUIKER 10,258.56

\$ 644,552.49

Grand Total of All Death Benefits **\$1,156,173.82**

Refunds

The Committee on Claims and Service Credits reported that documents pertaining to claims for refunds, listed herewith, were examined and verified, and recommends approval thereof.

In support of these claims, the committee reports that (1) the refunds on separation from service are for persons no longer employed as members of the teaching force ... (2) refunds of contributions for survivor's pensions are for members with no eligible survivors at the time of retirement ... (3) refunds of excess contributions are for deductions outside of the statutory requirements ... (4) refunds of overpayments towards the 2.2 upgrade option and ... (5) refunds of creditable service withdrawn are for previously validated optional service.

Refunds 06/01/07 thru 06/30/07

CONTRACT OVER PAYMENT

| | | | |
|------------------------------|-------------|--|---------------------|
| ADAMS, JUDY A | \$13,480.85 | HUMPHREY, AUDRIA | 21.77 |
| BAKER, LINDA | 44.93 | MCCELLELLAN, VIVRE A | 157.52 |
| BEVERLY, VERNITA ANN | 11.75 | MULLEN CUCIO, KATHERINE MARGARET | 264.61 |
| BIELENBERG, SHERRI D. | 12.05 | ROBINSON, JOHN RUSSELL | 14.49 |
| BRENNAN, ARLENE RAE | 23.91 | SCHIFF, BETH | 9.38 |
| BYRNE, KATHLEEN CLARE | 114.32 | SPIVEY TOMPKINS, DORIS ANN | 14,194.55 |
| CARTER, CATHALINE GRAY | 5.36 | THORNTON, GEOFFREY V | 13.78 |
| CHIRILLO, BARBARA JEAN | 32.45 | RAVIS, LARRY | 5.47 |
| COLEMAN, PAMELA E | 6.74 | VICTORIA, FRANK MICHAEL | 5.32 |
| GAUTHIER, FRANCINE | 6.76 | WATANABE, MELVIN MASAHARU | 59.80 |
| GOEBEL, JUDITH LYNN | 306.18 | Total Contract Over Payment | \$ 29,016.59 |
| HARNETT GROSS, GAIL F | 224.60 | | |

Contract Refund

| | |
|------------------------------------|---------------------|
| CLAM, CHARLES MICHAEL | \$ 9,501.88 |
| GIULIANI, JULIE | 6,388.22 |
| LEVINE, JANET CAROL | 680.26 |
| Total Contract Refund | \$ 16,570.36 |

Excess Contributions

| | | | |
|------------------------------------|----------|------------------------------------|------------------|
| HILL, BEVERLY ANN | \$ 64.42 | O'CONNOR, LINDA C | 114.50 |
| JOHNSTON, KEVIN W | 8.87 | PERALES, DOLORES | 244.74 |
| LAZAR, DEENA S | 55.64 | RENZ, MELISSA M | 13.47 |
| Total Excess Contrib. | | Total Excess Contrib. | \$ 501.64 |

Refund

| | | | |
|--------------------------------|-------------|------------------------------------|-----------|
| ALMANZA, KIMBERLY M | \$ 7,327.26 | GREER, VERNEADA | 266.62 |
| ALTMAN, DIANE | 338.47 | HAMILTON, TRACY LEIGH | 1,228.00 |
| ANDERSON, KERRY L | 1,714.80 | HAMILTON, TRACY LEIGH | 20,052.01 |
| BARRON, BRIDGET A | 16,919.08 | HEAD, WILLIAM D | 13,880.17 |
| BLUNT, SANDRA D | 1,422.80 | HILL, PAULA T | 14,500.00 |
| BORRE, WAYNE G | 1,215.00 | HILL, PAULA T | 10,336.16 |
| BREWER, GAYNELL DIANE | 11,522.86 | JOHNSTON, KEVIN W | 5,242.80 |
| BROWN, THERESA | 50,086.44 | LOMBARDO, KATHLEEN K | 324.00 |
| BRYANT, ERNEST W | 633.29 | LOVE, DELONDON H | 5,392.33 |
| BUELL, JAMES D | 7,423.29 | LUGG, EARL A | 3,011.74 |
| CALIGAN, JAMIE ELIZABETH | 2,629.57 | MASSOUDA, LEILA S | 2,766.87 |
| CRANE, DAVID J | 3,106.01 | MASSOUDA, LEILA S | 969.03 |
| CURETON, CARVELLA L | 1,696.34 | MICHELL, KATHERINE PANTLIND | 10,345.33 |
| DILLON, VINCENT | 317.55 | MOFFETT, SANDRA F | 484.10 |
| DJERE, HANNAH G | 4,278.01 | MONTESINOS DEYOUNG, MARTHA G | 935.11 |
| DJERE, HANNAH G | 87.21 | MOSEBERRY, MURIEL CHRISTINE | 22,328.65 |
| FERNANDEZ, HAIDEE D | 18,501.58 | MUHAMMAD, KHALILALLAH | 4,012.58 |
| FOGERTY, RAMONA O | 8,964.17 | NEWSHAM, CHRISTINE M | 440.12 |
| GASCON, MARTHA E | 17,805.79 | NICHOLS, NICOLE | 2,392.50 |
| GILL, MONICA K | 18,555.44 | O'BRIEN, CATHERINE M | 11,018.13 |
| GNATT, KAREN B | 794.19 | OAKLEY, KATHLEEN A | 803.28 |
| GRADMAN, LAURA H | 6,714.74 | ONTANEDA-MARTINEZ, ELSA J | 26,280.91 |
| | | PANKOW, LEVKA | 2,931.31 |

| | |
|-------------------------|------------|
| PATRICK, PHILLIP | 8,229.11 |
| RASHADA, DOROTHY | .621.86 |
| REDMOND, MICHELLE | 3,925.22 |
| ROBB, KRISTINE M | .6,398.48 |
| SCHLIFKA, GAIL JOY | .57,856.85 |
| SERAPONAS, RALEIGH S | 12,410.43 |
| SHAKER, ANTHONY J | 14,450.88 |
| SHERROD, JACQUELINE C | 7,466.99 |
| SIMMONS, MARVA E | .367.50 |
| SIMONS, PAMELA L | .530.26 |
| SMITH, JUANITA LOUISE | .68,413.63 |
| SMITH-OBOYE, CHRISTINER | .3,366.51 |

| | |
|-----------------------|-----------|
| STAATS, ANITA L | .591.05 |
| STEPHENSON, TOSHA L | 2,102.27 |
| STOCKS, KAREN F | 7,362.98 |
| STRIEGL, MICHAEL M | 7,600.90 |
| TURNER, ALIA | 8,167.48 |
| TWINE, BRENDA C | 2,917.93 |
| VENERABLE, WENDELL M | 18,750.76 |
| VENERABLE, WENDELL M | 16,771.00 |
| WARD, TIANNA S | 14,739.42 |
| WITHERSPOON, CALVIN V | 4,790.31 |
| WITHERSPOON, CALVIN V | 40,571.43 |
| WOLFER, PAMELA J | 16,538.86 |

Total Refund **\$ 666,937.75**

Survivor Contributions

| | |
|---------------------------|-----------|
| HILL, BEVERLY ANN | 10,939.40 |
| PEACOCK, EDWARD R | 10,876.57 |
| REYNOLDS, LYNNE D | 445.81 |
| THOMAS, ANNIE L | 1,524.81 |
| VERNON/MUSA, WILMA ELEASE | 8,417.36 |

| | |
|-----------------------------|-----------|
| ZAUGH, MARJORIE SHARON LYNN | 10,125.57 |
|-----------------------------|-----------|

Total Survivor Contributions **\$ 42,329.52**

Grand Total Of All Refunds **\$ 755,355.86**

Refunds 07/01/07 thru 08/31/07

Contract OverPayment

| | |
|----------------------------|-----------|
| BALDINI, BARBARA ANNE | .57.74 |
| BONAMINIO, MARIE | 107.85 |
| CARR, VELVA J | 38.89 |
| CHESTER, STEVEN F | 73.92 |
| COLLINS, KATHLEEN MARIE | 20.09 |
| COMMONS, LINDA | 12.69 |
| DAVIS, JD D | 120.63 |
| FALCO, ROSALIE ELIZABETH | 108.96 |
| FIELDS, CYDNEY BETH | 8.79 |
| FISHER, LOIS NANCY | 11.28 |
| GABERIK, CONNIE METZ | 6.46 |
| HARPER, MAXINE LENORA | 79.43 |
| HIGGINS-MANNIX, PATRICIA J | 8,381.76 |
| HINSBERGER, NANCY E | 562.87 |
| HYMAN, PAULA JO | 12,370.85 |
| JANIA, SUSAN G | 48.88 |
| JOSEPH, VIVIAN H | 25.21 |
| KARDARAS, RUTH DIANE | 670.59 |

| | |
|-----------------------------|----------|
| MADDEN, MARILYN W | 115.74 |
| MOLESKY, MILLIE | 45.91 |
| O'DONNELL, DANIEL | 175.96 |
| ORTEGON, FABIOLA | 65.73 |
| PEREZ, ENILDA | 10.03 |
| POWELL, SUSAN M | 37.53 |
| RONCHETTI, DANIEL JOSEPH | 1,359.62 |
| RUSSELL, KIM MARIE | 8.10 |
| SOLOMON, MARGARET | 52.50 |
| SUSSMAN, TONI ANN | 1,134.21 |
| TEJEDA, MARIA NORA | 169.66 |
| URUKALO, MILAN | 59.39 |
| VALENTE, MICHAEL EDWARD | 46.62 |
| VALENTINE, LINDA S | 10.72 |
| VAUGHN, CORLISS RICHMOND | 112.52 |
| YOUNG, KEVIN | 70.48 |
| ZAUGH, MARJORIE SHARON LYNN | 84.73 |
| ZIKA, CONSTANCE ATHENA | 6.08 |

Total Contract OverPayment **\$ 26,222.42**

Contract Refund

| | |
|-------------------|----------|
| BENAVIDES, ANNE G | 507.63 |
| KRELOFF, NANCY | 677.11 |
| KRELOFF, NANCY | 3,846.43 |
| REYNOLDS, LYNNE D | 130.25 |

| | |
|----------------------|----------|
| SAVITZSKY, DONNA RAE | 343.08 |
| SEIFER, PATRICIA J | 2,476.48 |
| SPIRRISON, CONRAD | 6,203.62 |
| WARE, SANDRA JEAN | 2,435.30 |

Total Contract Refund **\$ 16,619.90**

Excess Contributions

| | |
|--------------------------------|---------|
| BARLIANT, LOIS I | \$23.06 |
| BUTLER-MCGOWAN, DENISE | 83.16 |
| COX, GWENDA MAJORS | 53.92 |
| CURRAN, DENIS PATRICK | 122.96 |
| FITZGERALD, JOHN L | 12.95 |
| GABRIEL, MARTIN JOHN | 212.76 |
| GAYHART, WILLIAM M | 33.06 |
| GLADSTEIN, MICHAEL JASON | 23.23 |
| GOGER, HEIDI | 88.83 |
| HAMILTON, LINDA M | 15.81 |

| | |
|---------------------------|-----------|
| JOBE, ERIN LYNN | 11.59 |
| KOLECKE, PATRICIA D | 225.76 |
| KURLAND, SUSAN LEE | 11,243.64 |
| MARTIN, JERRY | 18.98 |
| MARTIN, NINA R | 9.34 |

| | |
|--------------------------------|--------|
| PAWLOSKI, KRISTINE MARIE | 7.14 |
| SUSSMAN, TONI ANN | 12.69 |
| ZAYED, MIRIAM R | 471.80 |

| | |
|------------------------------|---------------------|
| Total Excess Contrib. | \$ 12,670.68 |
|------------------------------|---------------------|

Other

| | |
|----------------------------------|------------|
| HIGGINS-MANNIX, PATRICIA J | \$2,388.08 |
|----------------------------------|------------|

| | |
|--------------------|--------------------|
| Total Other | \$ 2,388.08 |
|--------------------|--------------------|

Refund

| | |
|-----------------------------|-----------|
| ADAMS, DANA D | \$813.71 |
| ALBRECHT, ERICA J | 3,429.12 |
| ALLEN, SABRINIA R | 23,008.49 |
| ANDERSON, ANNE M. L. | 6,317.64 |
| ANTISTA, NICK ANTHONY | 8,590.70 |

| | |
|------------------------------------|-----------|
| ARMSTRONG, ANNE IRENE | 29,141.05 |
| ASCAR-LUCKETT BROWN, MIYOSHI | 22,509.90 |
| ASHMAN, AMANDA E | 7,073.77 |
| BAKER, DEJEAN A | 358.24 |
| BALLINGER, ROBERT | 1,226.66 |

| | |
|-------------------------------|-----------|
| BARTELS, KELLY | 1,365.14 |
| BEEEMSTERBOER, JUDITH A | 27,684.68 |
| BERGFELD, TRACEY L | 2,323.44 |
| BERRY, KATHLEEN M | 302.57 |
| BERRY, KATHLEEN M | 9,227.33 |

| | |
|-----------------------------|-----------|
| BOOKER, BRANDI N | 441.47 |
| BORDERS, HAYWARD L | 436.78 |
| BORRERO, ANGEL M | 14,154.10 |
| BOUDOURIS, SOPHIA | 20,900.91 |
| BRACY, YOLANDA MARCIA | 8,967.84 |

| | |
|------------------------------|-----------|
| BRIXNER, JOANNE M | 67.98 |
| BRIXNER, JOANNE M | 475.80 |
| BRUMMER, SARA E | 13,970.29 |
| BUSH, JOANNE | 2,143.07 |
| BUTLER-MCGOWAN, DENISE | 66,489.38 |

| | |
|-----------------------------|-----------|
| CAMACHO, ALEX ALBERTO | 34,546.99 |
| CAMPBELL, HENRY L | 1,117.73 |
| CAMPBELL, STEPHANIE | 2,630.40 |
| CARLSON, RHONDA J | 7,072.60 |
| CARRANZA, REBECA | 3,947.47 |

| | |
|-------------------------------|-----------|
| CHLEBICKI, PENELOPE | 17,408.34 |
| CHRAPKOWSKI, TARYN LISA | 15,106.48 |

| | |
|-------------------------------|----------|
| COLLINS, KEISHA K | 104.69 |
| COMER, WILLIE G | 1,738.82 |
| DAVIDSON UDANY, KARYN I | 3,399.53 |
| DENESHA, BRIAN E | 1,761.20 |
| DONOHUE, MICHAELA R | 5,968.17 |

| | |
|--------------------------------|----------|
| DRISCOLL, CATHERINE JANE | 2,093.83 |
| DUKE, EMILY E | 348.14 |
| EDWARDS, KIM R | 955.11 |
| ELLIOTT, LINDA | 2,117.39 |
| FAJARDO, SUSANNA P | 8,735.11 |

| | |
|--------------------------|-----------|
| FEAZELL, CARLEE A | 3,931.80 |
| FIETSAM, LEAH C | 12,296.99 |
| FITZGERALD, JOHN L | 1,607.50 |
| FLOWERS, MATTIE A | 403.20 |
| FORTE, BOBBIE R | 1,196.18 |

| | |
|--------------------------------|-----------|
| FREEDMAN, ARIELA M | 6,254.21 |
| GALLOWAY, TARINA T | 2,014.58 |
| GAYHART, WILLIAM M | 13,562.55 |
| GLADSTEIN, MICHAEL JASON | 4,102.20 |
| GODFREY, DAVID | 5,293.38 |

| | |
|----------------------------|----------|
| GODFREY, ROBERT | 153.19 |
| GOGER, HEIDI | 6,017.29 |
| GOMEZ, CARMELA | 592.12 |
| GOODMAN, BARBARA SUE | 472.10 |
| GOODS, LAQUITA N | 825.30 |

| | |
|--------------------------|-----------|
| GREEN, JOHN ROGERS | 29,676.71 |
| GREEN, KARA J | 10,957.04 |
| GRIFFIN, RUBY LEE | 5,647.55 |
| GRILLY, DAVID L | 311.24 |
| GRIMES, KEITH W | 36,107.92 |

| | |
|--------------------------------|-----------|
| GRUMBACH GIDASPOW, JULIE | 13,605.00 |
| GUERRERO, CATHERINE S | 3,359.41 |

| | | | |
|-----------------------------|-----------|----------------------------|-----------|
| GUERRERO, EDUARDO | 5,345.39 | MARSHALL, ROBERT P | 4,637.32 |
| HALLINAN, SHEILA C | 18,403.79 | MARTIN, NINA R | 1,915.50 |
| HAMILTON, LINDA M | 22,637.39 | MARTINEZ, IVELISSE | 8,527.40 |
| HARRIS, BARBARA ANN | 14,844.07 | MARX, NICOLE M | 4,124.57 |
| HARRIS, KATHLEEN L | 1,376.52 | MAZZARA, MICHAEL SOUREN | 6,849.14 |
| HARRIS, KATHLEEN L | 21,234.40 | MCGRATH, ERIN LEIGH | 23,984.80 |
| HARRIS, SHENIECE | 3,099.91 | MICHAEL, DOLPH K | 18,954.02 |
| HATCHER-SMITH, MARGO | 7,922.38 | MINERVINI, NICOLE M | 6,058.78 |
| HAWKEN, KATE | 24,857.74 | MINTAH, YAW B | 661.39 |
| HAWKEN, KATE | 40,000.00 | MITCHELL, CHARLES | 366.16 |
| HENRY, COLLEEN M | 2,558.99 | MLINAR STEPHENS, MARY K | 8,692.05 |
| HERNANDEZ, BATYA G | 948.01 | MOORE, NANCY B | 283.50 |
| HINKLE, LETITIA K | 10,609.28 | MOSELEY, RONALD C | 2,816.17 |
| HOLCK, ANDREW | 5,950.54 | MURPHY, CHRISTOPHER S | 18,038.03 |
| HOLLAND ANDERSON, CHRISTA M | 4,791.17 | NAJAR, TABITHA M | 4,442.21 |
| HOLLEY, KATRINA J | 3,047.52 | NEWTON, JIMMIE M | 1,658.52 |
| HOLT, CHENISE | 2,093.83 | NICHOLS-ALSTON, KRISTA J | 25,809.11 |
| HOMAN, JULIA | 7,828.44 | NICKS JR, WILLIAM | 2,794.66 |
| HOOD, MARCUS X | 3,252.64 | NWANKPA, EZINWA C | 382.58 |
| HORSCH, KEVIN M | 411.79 | NWANKPA, EZINWA C | 1,338.97 |
| HRITZ, LILLIAN R | 35,769.04 | OMOH, DANIEL A | 1,173.35 |
| HUNIGAN, FELICIA L | 6,058.63 | PAWLOSKI, KRISTINE MARIE | 8,367.88 |
| HUNTMAN, REBECCA LEIGH | 15,264.84 | PAWLOSKI, KRISTINE MARIE | 10,201.83 |
| IPPOLITO, CHRISTINA MARIE | 32,434.48 | PIERRE-LOUIS, MYRLENE | 812.34 |
| ISAAC, GAIL | 5,050.17 | PIRTLE, JORASKI | 3,124.32 |
| JACKSON, VERNE LEVON | 6,261.70 | PRATO, MARIA L | 39,816.47 |
| JACKSON-LEWIS, SHARON L | 916.89 | RANDOLPH-QUINOL, KELLEEN M | 7,713.40 |
| JACKSON-PERRY, CHERYL K | 7,564.39 | RASMUSSEN, BETH F | 22,137.03 |
| JAMES, RODNEY HAROLD | 53,442.11 | REID, RHONDA M | 1,323.37 |
| JOBE, ERIN LYNN | 25,675.94 | REINHOLD, KATHLEEN M | 7,608.61 |
| JOHNSON, BRENDA ELAINE | 59,744.61 | RILEY, STANLEY L | 270.00 |
| JULIAN, BRENDA D | 3,891.89 | RIVERA, CORIE D | 4,556.54 |
| KAKUMANU, SIMON P | 11,062.24 | ROBBINS, JESSICA B | 6,381.78 |
| KAMALU, LINDORA | 23,835.71 | ROBINSON, DAWN A | 290.24 |
| KAPLAN, ANNA L | 17,840.83 | ROBINSON, JEROME E | 1,822.41 |
| KARGOL, ANN M | 7,247.94 | ROCKETT, ELIZABETH G | 14,470.38 |
| KASHAMA, SIMON K | 1,718.06 | ROCKETT, ELIZABETH G | 10,000.00 |
| KIM, GINA | 3,324.43 | SALVEY-ALIER, DEBRA J | 4,858.09 |
| KOELLN-BROWN, ANNA C | 2,053.38 | SAMPSON, EDWARD J | 774.41 |
| KORDENBROCK, ROBERT A | 795.27 | SAMUEL, KIMBERLY J | 212.94 |
| LARKIN, MARTHA M | 236.23 | SANCHEZ, MARIA V | 14,103.94 |
| LARRY, EUNICE LAPRICE | 20,489.12 | SANTIAGO, SUSAN | 1,255.20 |
| LEWIS, DELLA BERDELL | 23,857.26 | SANTIAGO, SUSAN | 23,901.13 |
| LIAUTAUD, MARY A | 19,719.67 | SCOTT, THOMAS G | 594.15 |
| LINDAUER, ALLISON S | 6,743.94 | SCOTT, THOMAS G | 4,214.62 |
| LO, JAMES | 8,643.90 | SEALS, WILLIAM HAROLD | 550.07 |
| LONG, JACQUELINE | 23,731.70 | SEALS, WILLIAM HAROLD | 14,356.89 |
| LOPEZ, ALBERT | 15,274.20 | SIMONKUTTY, SOSAMMA | 5,265.77 |
| LUCAS, PAULA D | 29,800.21 | SIVARAJ, RAMYA | 14,325.04 |
| LYONS, KATIE LINN | 18,222.46 | SLEDGE, JOHN L | 4,220.57 |

| | | | |
|--------------------------------|-----------|------------------------------|------------------------|
| SLOAN, ANNE R | 5,422.43 | WARD, WILMER ANN | 56,760.72 |
| SMALL-LEDENKO, KRISTEN A | 4,689.71 | WATLINGTON, COREY H | 3,984.55 |
| SMITH, DANA E | 10,637.88 | WEBER, CATHERINE M | 6,250.17 |
| SMUTEK, MONICA J | 5,797.19 | WELLS, VICTOR M | 20,195.16 |
| SOMMERFELD, JULIE G | 12,870.69 | WERNER, LILITH C | 25,876.93 |
| | | | |
| SPANOS, DAVID J | 31,980.49 | WILEY, BEVERLY J | 1,202.12 |
| STONE, SHARON L | 25,374.63 | WILLIAMS, DENISE ANN | 12,786.30 |
| TARACH, MARY JANE | 982.36 | WILLIAMS, SHARON M | 6,252.78 |
| TOKARZ REIF, LAURA M | 19,923.93 | WILSON, ALITTA EMELA | 6,255.76 |
| TRIPPLET, DAISY L | 2,338.72 | WILSON, ANTIONETTE | 3,509.74 |
| | | | |
| TYSON, ROBERT | 43,458.44 | WISH, JOSHUA | 344.96 |
| VAN DER HORST, JANINE S | 2,804.49 | WITHERSPOON, AMELIA | 113.75 |
| VERA, RAUL | 17,440.18 | YANCY, TIMOTHY JOHNNEL | 6,292.52 |
| WALKER, PAMELA K | 6,820.76 | ZAMUDIO, KIMBERLY D | 8,344.07 |
| WALL, CYNTHIA A | 4,097.69 | | |
| | | Total Refund | \$ 1,950,591.33 |

Survivor Contributions

| | | | |
|----------------------------------|-----------|-------------------------------------|------------------------|
| ALEXANDER, ALMES D | \$770.79 | MARDIS, HELEN L | 2,634.97 |
| ALEXANDER, ALMES D | 1,102.39 | MARDIS, HELEN L | 11,468.63 |
| AUSTIN, LENORA M | 7,293.89 | MARDIS, HELEN L | 1,433.58 |
| AUSTIN, LENORA M | 3,450.01 | MEDINA, MARTHA V | 1,141.75 |
| CARTER, MARY A | 4,800.71 | MUSSA, DANIEL F | 4,534.47 |
| | | | |
| CARTER, MARY A | 4,735.16 | NELSON, BRUCE J | 5,553.87 |
| CURRAN, DENIS PATRICK | 8,883.40 | OSBORNE, JUDITH | 1,435.18 |
| DAVENPORT, JOHNNIE | 13,178.07 | PERALES, DOLORES | 14,829.26 |
| FRANKLIN, DORIS | 1,240.45 | POLO, KATHLEEN | 1,312.55 |
| FRANKLIN, DORIS | 1,161.50 | ROBERTS, ELAINE | 2,645.92 |
| | | | |
| FRANKLIN, DORIS | 84.82 | RONCHETTI, DANIEL JOSEPH | 9,748.26 |
| FREEMAN, KAREN A | 1,629.82 | SHEEHAN, NANCY J | 1,984.75 |
| GRACE, WILLIS F | 4,233.36 | SHEPHERD, MARY A | 146.19 |
| HAMMOND, BETTY JEAN | 13,768.67 | SHEPHERD, MARY A | 2,041.84 |
| HIGGINS-MANNIX, PATRICIA J | 9,521.84 | SMITH, CARNETT ELISE | 2,291.11 |
| | | | |
| HIGGINS-MANNIX, PATRICIA J | 4,478.82 | SOLOMON, MARGARET | 1,769.44 |
| HUGHES, EDDIE | 7,279.73 | SUSSMAN, TONI ANN | 6,545.28 |
| KARDARAS, RUTH DIANE | 2,718.29 | TOBIN, MARY ELLEN | 1,224.76 |
| KARDARAS, RUTH DIANE | 9,758.61 | WENGLINSKI, JOHN | 1,410.43 |
| KLUQ, MARGARET A | 1,064.80 | WILDER, EMANUEL J | 1,649.43 |
| | | | |
| KOZLIK, RAYMOND J | 10,188.28 | Total Survivor Contributions | \$ 190,009.80 |
| LIVATINO, FRANCINE T | 2,864.72 | Grand Total of All Refunds | \$ 2,198,502.21 |

Outside Time

The Committee on Claims and Service Credits reported that affidavits, or other evidence attesting to or certifying service in the public schools of the several states or in schools operated by or under the auspices of the United States outside of the City of Chicago were presented for the persons hereinafter listed.

The Committee recommended that the service described be approved for pension credit provided that the last five years of the member's service shall have been rendered in a position covered by this Fund, the State Universities Retirement System or the Teachers' Retirement System

of the State of Illinois; a maximum credit for ten years shall be reduced by credit for such service validated by the State of Illinois; and three-fifths of the term of service for which an annuity is granted shall be in the public schools of the City.

| Name | School | Service | Years |
|-------------------------|--------------------|----------------|--------------|
| Colon-Kraft, Bethsaida | Lowell | Teaching | 2.000 |
| Diggs, Sara | Trumbull | Teaching | 3.992 |
| Galvez, Elsa M | Pierce | Teaching | 5.000 |
| Johnson-Rojas, Betty Jo | Haugan | Teaching | 0.150 |
| McKenna, Michael K | Dunbar | Teaching | 1.000 |
| Ota, Geraldine S | Taft | Teaching | 3.400 |
| Pasnik, Susan | Juarez | Teaching | 0.501 |
| Perez, Enilda | Madero | Teaching | 1.000 |
| Rapp, Joann M | Central Office | Teaching | 0.750 |
| StClair, Lillie R | Collins | Teaching | 1.000 |
| Stokes, Sharalyn J | Sutherland | Teaching | 1.000 |
| Vaiculis, Aurelija B | Carson | Teaching | 0.600 |
| Williams, Shirlene | Chicago Vocational | Teaching | 3.000 |
| Willmore, Floyd E | Lincoln Park | Teaching | 0.050 |

Jeanne B. Olson's Request to Purchase Service Credit Denied

An administrative hearing was scheduled on August 27, 2007 for Ms. Jeanne B. Olson on her application for private school service credit. Ms. Olson did not appear at the hearing, and therefore, the Committee proceeded to enter a default, and to consider evidence concerning her application.

Based on the evidence presented to the Committee, proposed findings of fact and conclusions of law have been prepared for Trustee review. The Board of Trustees voted to deny Ms. Jeanne B. Olson's request to purchase two years service credit and that she be sent a final administrative decision to that effect.

Robert W. Guetter's Request to Purchase Service Credit Denied

Fund counsel notified Mr. Robert W. Guetter of the administrative hearing scheduled on August 27, 2007 on another matter, and that, if he wished, a hearing on his request to purchase private school service credit could be held on that date as well. Mr. Guetter informed Fund counsel that he did not wish to pursue his appeal on the denial of his request for private school service credit. The Trustees requested Fund counsel to request a confirmation of his decision. Counsel advised him that unless a written notice is received from him stating that he did wish to have a hearing, the Board would issue a final administrative decision on his request. No notice was received. The Board of Trustees voted to deny Mr. Robert W. Guetter's request to purchase two years of service credit.

Chairperson Ward moved the Report of Committee on Claims and Service Credits to the omnibus.

REPORT OF THE COMMITTEE ON PERSONNEL AND SERVICE PROVIDERS

September 13, 2007 Personnel and Service Providers Committee Report Presented

Chairperson Nelson presented the report of the Personnel and Service Providers Committee Meeting on September 13, 2007 (see Exhibit C).

The Trustees requested Fund counsel to clarify with the labor law the accrual of sick days per month.

Mr. Carrero stated for the record his opposition to the recommendation of the Committee regarding awarding compensation increases to staff whose performance is below expectations.

To Accept the Recommendations of the Personnel and Service Providers Committee Approved

Following discussion, a motion was made by Ms. Nelson, seconded by Ms. Williams, to accept the recommendations of the Personnel and Service Providers Committee. The motion passed by the following roll call vote:

Ayes: Mr. Barber, Ms. Hanson, Ms. Nelson, Mr. O'Brill, Ms. Otero, Dr. Pilditch, Ms. Williams-7.

Nays: Ms. Davis-1. *Ms. Davis stated she voted in opposition based on the objections stated by Mr. Carrero.*

Abstentions: Ms. Rodriguez, Mr. Ward-2.

Not Present: Mr. Carrero, Mr. Cosme-2.

REPORT OF THE PRESIDENT

Conference Update

President O'Brill reported his attendance at the 4th Annual Minority Investment Management Forum in Chicago on September 5, 2007. President O'Brill indicated the forum was very informative and educational.

REPORT OF THE EXECUTIVE DIRECTOR

Freedom of Information Request by Chicago Sun Times on CTPF's Investment with DV Urban Realty

Mr. Kevin Huber, Executive Director, informed the Trustees that he would address any questions regarding the Freedom of Information Act request by Mr. Tim Novak of the Chicago Sun Times, on CTPF's investment with DV Urban Realty. He informed the Trustees the article may appear in the newspaper in the next few weeks.

Senate Bill 1169

Mr. Huber discussed with the Trustees Senate Bill 1169 which implements a requirement regarding predatory lending certification. Mr. Huber stated the Fund will be conducting a certification of all the money managers asking them if they are an Illinois financial institution. He informed the Trustees that none of the managers will be except Northern Trust. Annually, Northern Trust will have to certify that they don't participate in any predatory lending.

CPS Wage Data Status

Ms. Patricia Hambrick, Chief Operating Officer, provided the Trustees with an update on the Fund's ability to pay pensions. Ms. Hambrick informed the Trustees 1,600 newly retired teachers are all receiving preliminary pensions.

Ms. Hambrick distributed to the Trustees a brief summary of the issues with pay periods 7-14. A status update was provided regarding payroll issues, errors, exceptions, and anomalies directly impacting the ability to pay pensions. To date, the Fund has loaded all original payroll files and all adjustment files into CTPF's production environment through pay period 13. The Fund however, is unable to finalize one pension due to outstanding issues mentioned. Discussion ensued.

Refund of Erroneous Contributions

Ms. Hambrick informed the Trustees that through the intensive review of CPS' data, the Fund has identified a number of people being reported to the CTPF erroneously. These individuals should be reported to and receive benefits from the Municipal Employees Annuity and Benefit Fund, as are all other CPS employees who do not meet the statutory requirements for membership in the CTPF.

To Communicate to CPS Their Reporting Error Approved

A motion was made by Dr. Pilditch, seconded by Mr. Ward, and unanimously passed, to communicate to CPS their reporting error and that erroneous contributions currently being made on behalf of those individuals be returned to CPS for transfer to the proper pension plan.

Not Present: Mr. Carrero, Mr. Cosme-2.

NEW BUSINESS

A Disability Matter

Dr. Pilditch discussed with the Trustees a disability applicant matter. Staff will further investigate.

REPORT OF THE ATTORNEY

Pending Matters

Ms. Anita Tanay of Jacobs, Burns, Orlove, Stanton and Hernandez updated the Trustees on pending matters.

OMNIBUS VOTE

On a motion by Mr. Ward, seconded by Dr. Pilditch, and by unanimous vote, the foregoing committee reports which were moved to the omnibus were approved.

ADJOURNMENT

On a motion by Ms. Otero, seconded by Ms. Davis, and by unanimous vote, the meeting was adjourned at 2:29 p.m.

Respectfully submitted,



Mary Hanson
Recording Secretary

EXHIBIT A

Investment Committee Informal Meeting

Recommendations/Actions

September 7, 2007

Attendees: Trustees: CTPF Trustees President O’Brill, Lois Nelson, Alberto Carrero, Walter Pilditch, Vaughn Barber, and Jim Ward. Staff and Consultants: Kevin Huber of CTPF and Doug Kryscio and Pat Silvestri of Mercer.

At the June 20, 2006 Board meeting, Trustees were encouraged to attend Management and Mercer’s “first Friday” of every month meetings with investment managers and service providers. These meetings provide access to ANY investment service provider that would like to meet with management and Mercer and have a product that is potentially beneficial to the Fund.

The attendees met with the following investment service providers on September 7, 2007:

9:30 Mercato Partners – Salt Lake City based venture capital fund that makes growth investments in venture companies with between \$5-\$20M in projected revenues. Focus is on the mid-market to mid-market distribution channel to help the companies they buy succeed. Their niche is establishing exclusive relationships with vendors to help evaluate the potential business of companies before Mercato makes an investment.

10:15 Atlantic Asset management – Energy infrastructure stock fund that buys stock of companies whose assets include pipelines, gathering/processing systems, terminals, and propane companies. There is \$3B under management. Focus is on making a 5-6% yield with additional growth of 6-8% with limited risk. Unique strategy is to buy the stock directly from the company at a discount in order to avoid the transaction costs. Ownership for investors is a limited partnership structure.

11:00 Pinnacle Asset Management – No Show.

11:45 BRC Investment Management – Concentrated equity manager that focuses on (1) behavior of securities analysts, (2) earnings surprises, and (3) the fundamental financial indicators after screens (1) and (2) are met. They are a quantitative large cap manager with a core position.

12:30 Yucaipa Fund III – Private equity fund of 55 individuals who have been a top quartile performer for over 20 years. They focus on taking a leadership and control position in private companies. They find their own deals (80%) in order to avoid high priced auctions; they take out the risk of the company, add value and then take the company to exit. They are currently in the market to raise a \$2B fund

The attendees listened to the respective presentations and asked questions of each service provider.

EXHIBIT B

Investment Committee Meeting

Recommendations/Actions

September 11, 2007, 3:40 p.m. – 5:34 p.m.

Attendees: Trustees – Board President and Committee Chairman Mr. John F. O’Brill, Mr. Vaughn J. Barber, Mr. Alberto A. Carrero, Jr. , Ms. Lois Nelson, Ms. Reina Otero, Mr. Ward, Ms. Nancy Williams-7.

Staff and Consultants: Mr. Kevin Huber, Executive Director, Mr. Rob Kochis and Ms. Renee Vining of The Townsend Group, Ms. Anita Tanay of Jacobs, Burns, Orlove, Stanton & Hernandez, Mr. Don Pollack and Mr. Lyle Logan of Northern Trust.

Public Participation

Messrs. Pollack and Logan of Northern Trust addressed the Committee regarding a follow up inquiry from a previous Board meeting regarding their manager of manager program. They informed the Trustees of the growth and assets in the minority manager portfolio.

The Townsend Group

Mr. Rob Kochis and Ms. Renee Vining of The Townsend Group presented a vintage analysis of the three real estate managers undergoing due diligence. The Townsend Group presented the Committee with overview comments on performance statistics.

Real Estate Due Diligence Presentations

Representatives from Intercontinental Real Estate Corporation, CB Richard Ellis Investors, LLC, and Walton Street Capital, LLC made routine due diligence presentations in accordance with the Fund’s investment policy. The managers covered their investment process, performance, and addressed questions raised by the Committee.

Recommendations/Actions

The Townsend Group informed the Committee they will perform further review of these 3 managers in the fall to determine additional opportunistic real estate opportunities in accordance with our asset allocation.

New Business

Mr. Kevin Huber, Executive Director informed the Committee he was contacted by Northern Trust of a \$6 million loss in the month of August in the securities lending program due to the volatility in the credit markets. This is a temporary loss that should correct itself in 9-12 months, however, securities lending income will be much lower in the 2008 fiscal year, Mr. Huber addressed questions raised by the Trustees.

Adjournment

On a motion by Mr. Ward, seconded by Mr. Carrero, and by unanimous vote, the meeting adjourned at 5:34 p.m.

EXHIBIT C

Personnel & Service Providers Committee Meeting

Recommendations/Actions

September 13, 2007, 3:41 p.m. – 5:57 p.m.

Attendees: Trustees – Committee Chairperson Ms. Lois Nelson, Mr. Vaughn J. Barber, Mr. Alberto A. Carrero, Jr., Mr. John F. O’Brill, Dr. Walter E. Pilditch, Mr. James F. Ward, and Ms. Nancy Williams—7.

Staff – Mr. Kevin Huber, Ms. Patricia Hambrick, Ms. Kristen Williams

Chairperson Nelson presented the Personnel Performance Evaluation packet for the fiscal year ending June 30, 2007.

Internal Auditor Open Position

The Committee inquired about the status of two open positions at the Fund. Staff reported that a position for an Internal Auditor is currently open. The Committee inquired about the need for an internal auditor. Staff commented that an internal auditor examines the day to day operations of the Fund and ensures that proper controls are in place. Staff also indicated that an internal auditor conducts test throughout the year and reports to the Board of Trustees.

Benefits Manager Open Position

Staff also reported that a Benefits Manager position is currently open. Staff reported that the Benefits Manager is needed to implement the controls within the Member Services department. They reported that two current employees of the Fund are currently fulfilling the functions of manager. Staff reported that the two current Member Services supervisory positions will be replaced by one Benefits Manager to oversee the entire Member Services department.

The Committee reviewed other job descriptions within the Fund. Staff addressed questions raised by the Committee.

Recommendation

The committee recommended that staff proceed with filling the position of Internal Auditor as soon as possible.

Broadband Increase

Staff recommended a 4% increase to the general minimum and maximum salary schedules for staff for the fiscal year 2007-2008. The Committee addressed concerns about performance and appropriate measures for staff whose performance does not meet the expectations of management. Currently, below expectation performers are scheduled to receive only a 2% raise. Discussion ensued with staff addressing questions raised by the Committee.

Recommendation

A motion was made by Mr. Barber, seconded by Dr. Pilditch, to recommend to the full Board (1) a 4% increase to the maximum and minimum salary schedules for fiscal year 2007-2008 which will produce no schedule increases for 2007 but raise the minimum and maximum for each grade in 2008 and (2) accept the recommendation of management for individual salary increases as they fall within the previously approved budget amounts. The motion passed by a voice vote. Mr. Carrero stated for the record his opposition to the recommendation of the Committee based on his comments and concerns expressed during the meeting regarding awarding compensation increases to staff whose performance is below expectations.

Absence Compensation

The Committee addressed questions regarding absence compensation. The Committee instructed staff to provide a formal report of the Fund's policy on vacation, sick, and personal business day accruals.

Adjournment

A motion was made by Mr. O'Brill, seconded by Ms. Williams, and by unanimous vote, the meeting was adjourned at 5:57 p.m.

REPORT OF THE PROCEEDINGS
OF THE

Board of Trustees

OF THE

**Public School Teachers' Pension and
Retirement Fund of Chicago**

Special Meeting – Official Report
Thursday, October 18, 2007

A special meeting of the Board of Trustees of the Public School Teachers' Pension and Retirement Fund of Chicago was held Thursday, October 18, 2007.

The President, Mr. John F. O'Brill, called the meeting to order at 9:37 a.m.

ROLL CALL

Members present: Mr. Carrero, Mr. Cosme, Ms. Hanson, Mr. O'Brill, Ms. Otero, Dr. Pilditch, Ms. Rodriguez, Mr. Ward, Ms. Williams—9.

Members absent: Mr. Barber, Ms. Davis, Ms. Nelson—3.

Ms. Davis subsequently arrived during the report of the Legislative Lobbyist. Ms. Nelson subsequently arrived during the report of the Investment Consultant.

Also in attendance were Mr. Kevin Huber (*Executive Director*), Ms. Patricia Hambrick (*Chief Operating Officer*), Mr. Joseph Burns of Jacobs, Burns, Orlove, Stanton and Hernandez (*Legal Counsel*), Mr. Douglas Kryscio and Mr. Patrick Silvestri of Mercer Investment Consulting (*Investment Consultant*), Ms. Renee Vining (*Real Estate Investment Consultant*), Mr. Henry Anselmo of Henry P. Anselmo and Associates and Mr. Eugene M. Barnes of E.M. Barnes and Associates (*Legislative Lobbyists*), and various observers and staff members.

APPROVAL OF MINUTES

Minutes of Regular Board Meeting on September 18, 2007

Approved

A motion was made by Mr. Ward, seconded by Mr. Carrero, and unanimously passed, to approve the minutes of the Regular Board Meeting on September 18, 2007.

REPORT OF THE LEGISLATIVE LOBBYIST

Legislative Update

Mr. Henry P. Anselmo of Henry P. Anselmo and Associates reported that he continues to urge for the release of HB 1231 from the Senate, a bill which would increase the Fund's allowable health insurance expenditure per year from \$65 million to \$75 million. Mr. Anselmo commented on CPS' concerns with the bill and the need to have the support of CPS. Mr. Carrero offered his assistance in coordinating talks between CPS and CTPF to address CPS' concerns.

REPORT OF THE INVESTMENT CONSULTANT

Infrastructure Search Process Review

Mr. Douglas Kryscio and Mr. Patrick Silvestri of Mercer Investment Consulting reported that the Board approved an allocation of up to 1.5– 2.0% to infrastructure strategies. They reviewed the process for the infrastructure manager search.

Infrastructure Search Process Approved

A motion was made by Mr. Ward, seconded by Mr. Carrero, and unanimously passed, to accept the recommendations of Mercer presented in their October 11, 2007 memorandum regarding the infrastructure search process.

Domestic Equity Transition Analysis by State Street Global Markets

Mercer presented an analysis by State Street Global Markets of the domestic equity transition completed in September 2007.

Transition Manager List Approved

A motion was made by Mr. Ward, seconded by Ms. Rodriguez, and unanimously passed, to accept the recommendation of the Investment Committee and Mercer on October 11, 2007 to use a transition manager list of SSGA, Lambright, and Northern Trust for non– complex transitions and intra– asset transitions.

Cash Overlay Strategy

Mr. Kevin Huber, Executive Director, reviewed a cash overlay strategy that would better utilize the Fund's excess cash. He reported that the cash overlay strategy would add return by investing excess cash from each manager's account in various indexes, including the S&P 500. He commented that this strategy would keep the Fund fully funded in each asset class. Mr. Huber recommended using a cash overlay manager.

Search for Cash Overlay Strategy Manager Approved

A motion was made by Mr. Carrero, seconded by Ms. Rodriguez, to instruct Mercer to bring in 3 candidates before the Board for consideration of a cash overlay strategy. The motion passed by the following vote:

Ayes: Mr. Carrero, Mr. Cosme, Ms. Davis, Ms. Hanson, Ms. Nelson, Mr. O’Brill, Ms. Otero, Dr. Pilditch, Ms. Rodriguez, Ms. Williams—10.

Nays: Mr. Ward—1.

Discussion of Futures Usage in Transition

Mr. Huber reviewed futures usage in transition and recommended that the Board use futures strategies in order to manage market exposures during transitions. Following discussion, the Trustees decided to revisit the issue once more background information is provided.

Presentation by Cityfront Capital Partners

On October 11, 2007, the Investment Committee agreed to allow Cityfront Capital Partners to make a due diligence presentation to the full Board.

Representatives from Cityfront Capital Partners were interviewed for a potential investment opportunity in the Fund’s private equity portfolio. They addressed questions raised by the Trustees and the investment consultant.

Cityfront Capital Partners Presentation Follow Up

Mercer expressed concerns about a recent organizational change within Cityfront Capital Partners as well as other investment concerns. Mercer recommended that the Trustees make no investment decision at this time.

A motion was made by Ms. Hanson, seconded by Ms. Rodriguez, and unanimously passed, to accept the recommendation of Mercer to make no investment decision on Cityfront Capital Partners and to continue to evaluate the firm for a potential future investment opportunity.

Mercer will report back to the Trustees on any new developments within Cityfront Capital Partners.

REPORT OF THE REAL ESTATE INVESTMENT CONSULTANT

Performance Summary

Ms. Renee Vining of The Townsend Group reviewed the investment performance report for the period ending June 30, 2007. Ms. Vining reviewed performance and planning and made recommendations for the real estate portfolio. Ms. Vining reported that \$175 million of new investments is needed to reach the 9% real estate allocation (\$100 million in the non-core private real estate sector and \$75 million in public REITs).

Allocation to Walton Street Fund VI Approved

Townsend recommended approving a \$25 million commitment to Walton Street Fund VI in the non-core private real estate sector.

A motion was made by Mr. Ward, seconded by Mr. Carrero, and unanimously passed, to accept the recommendation of Townsend to invest \$25 million in Walton Street Fund VI in the non-core sector, subject to contract negotiations and legal review.

Recommendation Accepted to Interview Managers in the Non-Core Sector

The Trustees also accepted the recommendation of Townsend to interview international private real estate managers and managers capitalizing on distressed market conditions in the non-core sector to reach the \$100 million investment target in the non-core sector.

Public Sector Allocation to Morgan Stanley and Adelante Capital Management Approved

Ms. Vining reviewed the investment characteristics in the public sector and recommended an investment of \$75 million to meet the 2.5% target allocation. She recommended splitting an additional \$75 million investment between Morgan Stanley to increase the international exposure, and Adelante Capital Management to fulfill the minority manager target.

A motion was made by Ms. Rodriguez, seconded by Ms. Nelson, and unanimously passed, to accept the recommendation of Townsend to invest an additional \$37.5 million with Morgan Stanley and an additional \$37.5 million with Adelante Capital Management.

DV Urban Realty Partners I LP Update

Ms. Vining commented on the recent newspaper articles on CTPF's investment in DV Urban Realty Partners I LP. Ms. Vining stated that Townsend stands on the investment in DV Urban. Townsend continues to take a closer look due to the unfortunate and unfair political pressure put upon this investment with their concerns being that DV Urban may have a difficult time making deals because of the political attention. However, Townsend continues to believe this development fund has a position in the CTPF real estate portfolio.

REPORT OF THE INVESTMENT COMMITTEE

October 5, 2007 First Friday Manager Meeting Report Presented

Chairperson O'Brill presented the report of the "First Friday" Meeting on October 5, 2007 (see Exhibit A attached).

October 11, 2007 Investment Committee Meeting Report Approved

Chairperson O'Brill presented the October 11, 2007 Investment Committee Meeting report (see Exhibit B attached).

A motion was made by Mr. Ward, seconded by Mr. Carrero, and unanimously passed, to accept the October 11, 2007 Investment Committee Meeting report.

The Trustees further reviewed the private equity recommendations as presented by Mercer in the report.

International Private Equity Allocation to Pantheon Ventures Approved

A motion was made by Mr. Ward, seconded by Mr. Carrero, and unanimously passed by roll call vote, to approve a \$15 million international private equity mandate to Pantheon Ventures with a break out of \$10 million to Europe and \$5 million to Asia, subject to contract negotiations and legal review.

Private Equity Allocation to Adams Street Partners Direct Coinvestment Fund Approved

A motion was made by Dr. Pilditch, seconded by Ms. Davis, and unanimously passed by roll call vote, to approve a commitment of \$20 million to Adams Street Partners Direct Coinvestment Fund, subject to contract negotiations and legal review.

Private Equity Allocation to Mesirow Financial Direct Fund Approved

A motion was made by Ms. Nelson, seconded by Mr. Ward, and unanimously passed by roll call vote, to approve a \$10 million commitment to Mesirow Financial Direct Fund, subject to contract negotiations and legal review.

REPORT OF THE COMMITTEE ON ELECTIONS

2007 Teacher Trustee Election Update

Chairman O'Brill reported that Ms. Linda Goff and Ms. Lois Nelson, candidates in the 2007 Teacher Trustee election, had no opposition and were therefore declared elected. Ms. Goff and Ms. Nelson will be officially sworn in as Trustees at the November Board meeting.

Comments from Outgoing Trustees

Mr. Cosme and Ms. Hanson announced that this is their last meeting as Trustees. They expressed that they have been honored to work with the Trustees and pension fund staff. The Trustees thanked Mr. Cosme and Ms. Hanson for their service. They will be formally honored at a later date.

2007 Principal/Administrator and Retiree Elections Update

Chairman O’Brill presented the reports of the upcoming 2007 principal/administrator and retiree elections. The following candidates were certified by Election Services Corporation.

Principal/Administrator Candidates:

Lloyd Ehrenberg
Carolyn Ann Johnson
Chris Kotis

Retiree Candidates:

Vaughn J. Barber
Terri Katsulis
Walter E. Pilditch
Mary Sharon Reilly
James F. Ward

A motion was made by Mr. Ward, seconded by Ms. Hanson, and unanimously passed, to approve the Committee on Election reports.

REPORT OF THE PRESIDENT

Discussion of International Travel

Discussion took place regarding the Fund’s travel policy relating to international travel. Some Trustees expressed that conferences should be limited to travel within the United States only.

Ethics Committee Formed

President O’Brill suggested that an Ethics Committee be formed to further study the travel policy. President O’Brill appointed himself Chairman of the Ethics Committee and further appointed Mr. Carrero, Ms. Nelson, Ms. Otero, Ms. Rodriguez, and Mr. Ward to the committee. President O’Brill will schedule a committee meeting.

Educational Conferences Attended by Trustees

Ms. Nelson reported that she attended the Financial Research Associates Conference which was held on September 24– 25, 2007 in New York, NY. She expressed that the conference covered hedge fund investments and was very educational.

Ms. Nelson also reported that she attended the HFR Industry Summit on October 11, 2007 in Chicago, IL. She expressed that the summit covered hedge fund investments and was very educational.

Mr. Carrero and Ms. Williams reported that they attended the NCTR Annual Conference which was held on October 6– 10, 2007 in Scottsdale, AZ. They expressed that the conference was very educational.

Mr. O'Brill reported that he received a certificate for his participation in the NCPERS Program for Advanced Trustee Studies which was held on July 26– 27, 2007 at the Harvard Law School.

REPORT OF THE EXECUTIVE DIRECTOR

Health Insurance Analysis Presented

Mr. Huber presented a health insurance analysis through June 30, 2007. He reported that the estimated payments for the 2007 rebate year total \$60,256,332. He reported that the carryover funds total \$46,952,552.

Mr. Huber reported on the projections for the 2008 rebate year and expressed that the Fund is projecting to exceed the \$65 million allotment. Mr. Huber reported that the existing carryover fund will be used for amounts greater than \$65 million.

Discussion of Eligibility for Health Insurance Coverage

Ms. Patricia Hambrick, Chief Operating Officer, reported that in recent years the Fund has experienced former Fund members returning to employment at CPS in the capacity of teacher for short periods of time shortly before retirement for the purpose qualifying for certain pension enhancements. Ms. Hambrick recommended that the Fund strengthen its policies for those who qualify for the Fund sponsored health insurance plan after retirement, by establishing a minimum employment period for meeting the requirement that CTPF be the last system.

Following discussion, the Trustees instructed Ms. Hambrick to work with the Fund's attorney to research any legal implications before establishing such a policy. Ms. Hambrick will have a follow up report at the next Board meeting.

CPS Pension Wage Report Status

Ms. Hambrick reported that since the last status report on September 18, 2007, there has been no significant progress in the Fund's ability to finalize pensions for 1,600 retired teachers or in receiving reliable wage data from CPS. She stated that CTPF continues to be unable to perform core functions due to the unavailability of final or reliable wage data from CPS. Ms. Hambrick also stated that she has had no response from correspondence sent to CPS.

Mr. Carrero stated that he will address the issue with CPS.

Election Candidate Statement

Mr. Huber recommended that the election bylaws be revised regarding candidate statements. He recommended certain restrictions to the statements. The Election Committee will further discuss the issue.

Health Insurance Open Enrollment Meetings

Mr. Huber reported that the Health Insurance Open Enrollment meetings were held on October 10 and 11, 2007. He reported that the meetings were well attended and the Fund received positive feedback.

Pension Fund Representatives Workshop

Ms. Hambrick reported that the Pension Fund Representative workshop was held on September 29, 2007. She reported that the workshop was well attended and the representatives were trained on how to carry out their duties as pension fund representatives.

REPORT OF THE ATTORNEY

Personnel and Service Providers Committee Request

Mr. Joseph Burns of Jacobs, Burns, Orlove, Stanton and Hernandez responded to a request made by the Personnel and Service Providers Committee.

NEW BUSINESS

Motion to Eliminate Trustee Attendance at International Educational Conferences

A motion was made by Mr. Carrero, seconded by Mr. Cosme, to eliminate participation of Fund Trustees in international educational conferences, unless a specific request is made to the Board.

Motion to Table Preceding Motion Failed

A motion was made by Mr. Ward, seconded by Ms. Nelson, to table the preceding motion. The motion failed by the following roll call vote:

Ayes: Ms. Hanson, Ms. Nelson, Mr. Ward—3.

Nays: Mr. Carrero, Mr. Cosme, Ms. Davis, Ms. Otero, Dr. Pilditch, Ms. Rodriguez—6.

Abstentions: Mr. O'Brill, Mr. Williams—2.

Motion to Eliminate Trustee Attendance at International Educational Conferences Approved

A vote was taken on the motion made by Mr. Carrero, seconded by Mr. Cosme, to eliminate participation of Fund Trustees in international educational conferences, unless a specific request is made to the Board. The motion passed unanimously by roll call vote.

ADJOURNMENT

On a motion by Ms. Otero, seconded by Mr. Carrero, and by unanimous vote, the meeting was adjourned at 12:52 p.m.

Respectfully submitted,



Mary Hanson
Recording Secretary

EXHIBIT A

Investment Committee Informal Meeting

Recommendations/Actions

October 5, 2007

Attendees: Trustees: CTPF Trustees President O'Brill, Dr. Walter Pilditch, and Jim Ward, Staff and Consultants: Kevin Huber of CTPF and Doug Kryscio and Guy Cooper of Mercer.

At the June 20, 2006 Board meeting, Trustees were encouraged to attend Management and Mercer's "first Friday" of every month meetings with investment managers and service providers. These meetings provide access to ANY investment service provider that would like to meet with management and Mercer and have a product that is potentially beneficial to the Fund.

The attendees met with the following investment service providers on October 5, 2007:

9:30 First Quadrant – \$37B equity and global tactical manager presented their Global Tactical Asset Allocation (GTAA) product. They stressed its lack of correlation to the SP 500, EFAA, and Lehman indexes. It focuses on asset class selection, stock country selection, bond country selection, currency selection and volatility management to construct a portfolio. The portfolio is liquid and transparent.

10:15 BNP Paribas – A large international bank whose investment banking division presented their qualifications to manage a pseudo overlay strategy that is structured based upon the pension fund's underlying assets. They review the assets and liabilities of the fund and then create derivative products to provide exposure in untapped areas.

11:00 Centerfield Capital Partners II – A smaller Indianapolis private equity manager who focuses on investments in lower middle market businesses with revenues between \$10–\$50M. Their current portfolio is 2/3 debt investments and 1/3 equity investments. Their theory is that lower middle market private equity is inefficient as there is not a lot of funding sources and therefore a conservative, disciplined investment strategy can make a nice return. They are raising a \$125M fund.

11:45 Mission Management Trust – female owned value equity manager with \$145M under management. Their focus is on limiting potential losses through a contrarian deep– discount bottoms up approach in an all cap strategy. Their portfolios are relatively concentrated; they are more quantitative in their analysis.

12:30 J.P. Morgan– Presented their \$3B 130/30 strategy and addressed many questions. They stressed that it is imperative for investors to examine the manager's operations to make sure it can support a 130/30 strategy. Their 130/30 is differentiated because they are a fundamental manager – not quantitative like most 130/30 managers.

The attendees listened to the respective presentations and asked questions of each service provider.

EXHIBIT B

Investment Committee Meeting

Recommendations/Actions

October 11, 2007, 3:46 p.m. – 6:02 p.m.

Attendees: Trustees – Board President and Committee Chairman Mr. John F. O’Brill, Mr. Vaughn J. Barber, Ms. Lois Nelson, Ms. Reina Otero, Ms. Maria J. Rodriguez, Mr. James F. Ward—6.

Staff and Consultants: Mr. Kevin Huber, Executive Director, Mr. Douglas Kryscio and Mr. Patrick Silvestri of Mercer Investment Consulting, Mr. Rob Kochis and Ms. Renee Vining of The Townsend Group.

Mercer Investment Consulting

Transition Management:

The Committee reviewed the recommendation by Mercer to establishing a transition list for non– complex, same asset future transitions and to utilize a full bidding process for major movements between different asset classes.

Recommendations/Actions:

The Committee recommended that the full Board approve of Mercer’s recommendation to use a transition manager list of SSGA, Lambright, and Northern Trust for non– complex transitions and intra– asset transitions.

Asset Allocation Policy:

The Committee reviewed the current asset allocation policy as adopted in June 2007.

Recommendations/Actions:

The Committee recommended that the full Board approve the Asset Allocation policy as presented.

Private Equity Allocation:

Mercer reviewed the Fund’s private equity portfolio in order to ascertain additional commitments needed to reach the new private equity target of 3%.

Mercer made the following recommendations.

1. Approve awarding Pantheon the \$15M international private equity mandate with a break out of \$10M to Europe and \$5M to Asia, subject to Fund and Mercer due diligence;
2. Approve a commitment of \$20M to Adams Street Direct Coinvestment Fund subject to Fund and Mercer due diligence;
3. Approve a \$10M commitment to Mesirov Direct Fund subject to Fund and Mercer due diligence; and
4. Instruct Mercer to have CityFront Capital appear at the October 18, 2007 Board meeting for interview and due diligence.

Recommendations/Actions:

The Committee recommended that the full Board approve the recommendations to the private equity portfolio as presented by Mercer.

The Townsend Group

Public Real Estate Securities Manager Due Diligence Presentations (Strategic Portfolio):
Townsend reviewed the Public Real Estate Securities portfolio.

Representatives from Urdang Investment Management, Morgan Stanley Investment Management, and Adelante Capital Management made routine due diligence presentations in accordance with the Fund's investment policy. The managers covered their investment process, performance, and addressed questions raised by the Committee.

Real Estate Portfolio Planning Summary

Townsend highlighted a summary of planning considerations for future activity in the real estate portfolio. Townsend summarized the status of manager due diligence and planning for the Fund's real estate portfolio. They reported that 1) real estate is meeting its performance objectives; 2) the program is in compliance with strategic guidelines; and 3) approximately \$175 million of new investment is needed to reach the 9% real estate allocation. They recommended \$100 million investment in the private non-core real estate portfolio and \$75 million investment in the public real estate securities portfolio. Townsend recommended that the Board approve a strategy in the REIT portfolio as either global mandates or domestic and international mandates; Townsend recommends a more global mandate implemented over a period of 12–24 months.

Recommendations/Actions:

The Committee instructed Townsend to prepare the following:

1. List of international private real estate managers (non-core) for potential interviews
2. List of private real estate managers who focus on distressed opportunities (non-core) for potential interviews
3. Review of existing non-core managers to determine additional allocations to new offerings
4. Review of current REIT managers to determine (a) additional allocations and (b) specific mandate – either global or domestic/international.

REPORT OF THE PROCEEDINGS
OF THE
Board of Trustees
OF THE
**Public School Teachers' Pension and
Retirement Fund of Chicago**

Regular Meeting – Official Report
Tuesday, November 20, 2007

A regular meeting of the Board of Trustees of the Public School Teachers' Pension and Retirement Fund of Chicago was held Tuesday, November 20, 2007.

The President, Mr. John F. O'Brill, called the meeting to order at 9:51 a.m.

ROLL CALL

Members present: Ms. Davis, Ms. Nelson, Mr. O'Brill, Ms. Otero, Dr. Pilditch, Ms. Rodriguez, Mr. Ward, Ms. Williams—8.

Members absent: Mr. Carrero—1.

Ms. Goff, Mr. Kotis, and Ms. Reilly were subsequently sworn in as Trustees.

Mr. Carrero arrived during the Organization of the Board.

Also in attendance were Mr. Kevin B. Huber (*Executive Director*), Ms. Patricia Hambrick (*Chief Operating Officer*), Mr. Joseph Burns of Jacobs, Burns, Orlove, Stanton and Hernandez (*Legal Counsel*), Ms. Kristin Finney–Cooke, Mr. Douglas Kryscio, and Mr. Patrick Silvestri of Mercer Investment Consulting, Inc. (*Investment Consultant*), Mr. Robert Kochis and Ms. Renee Vining of The Townsend Group (*Real Estate Investment Consultant*), Mr. Sandor Goldstein of Goldstein and Associates (*Actuary*), and various observers and staff members.

PUBLIC PARTICIPATION

Presentation by Elaine Thomas

Ms. Elaine Thomas, a retired teacher, expressed that she believes her rights were violated during her disability application process. Ms. Thomas requested an apology and compensation.

Presentation by Hoi T. Huynh

Ms. Hoi T. Huynh, a CTPF member, requested to borrow from her pension in order to meet her financial responsibilities. The Trustees advised Ms. Huynh that the Fund’s legal counsel will meet with her to discuss her entitlement under the Illinois statute.

COMMUNICATIONS

Results of Board of Education Certifying Trustee Appointment and Election Services Corporation Certifying Teacher, Retiree and Principal/Administrator Election Results

The Recording Secretary presented Board of Education Report #07– 1024– CO2 as received by Mr. Rufus Williams, President of the Board of Education, reporting the reappointment of Ms. Peggy A. Davis to the Board of Trustees for a term of two years.

The Recording Secretary presented a report from Election Services Corporation certifying Linda S. Goff and Lois Nelson as candidates for the Teacher Trustee election. The Recording Secretary reported that Article 17, Section 139 of the Illinois Pension Code states that “If the nominations do not exceed the number of candidates to be elected, the canvassing board shall declare the nominated candidates elected.” Ms. Goff and Ms. Nelson were thereby declared elected for terms of three years.

The Recording Secretary presented reports from Election Services Corporation certifying the following results of the Pensioner Trustee and Principal/Administrator Trustee elections.

Pensioner– Trustee 2 –year term

| | | |
|----------------------|--------|--------|
| Vaughn J. Barber | 4,969 | 15.24% |
| Terri Katsulis | 2,819 | 8.65% |
| * Walter E. Pilditch | 6,568 | 20.14% |
| * Mary Sharon Reilly | 7,147 | 21.92% |
| * James F. Ward | 7,783 | 23.87% |
| Unexercised Vote | 3,216 | 9.86% |
| Multiple Mark | 105 | 0.32% |
| | <hr/> | |
| | 32,607 | |

*denotes winner

Election Summary

| | |
|------------------|--------|
| Total Returns | 10,869 |
| Total Mailed | 21,540 |
| Percent Returned | 50.46% |

Principal/Administrator Trustee 3 –year term

| | | |
|---------------------|-----|--------|
| Lloyd M. Ehrenberg | 89 | 21.92% |
| Carolyn Ann Johnson | 133 | 32.76% |
| * Chris N. Kotis | 184 | 45.32% |
| Unexercised Vote | 0 | 0.00% |
| Multiple Mark | 0 | 0.00% |
| | | |
| | 406 | |

*denotes winner

Election Summary

| | |
|------------------|--------|
| Total Returns | 406 |
| Total Mailed | 1,751 |
| Percent Returned | 23.19% |

Illinois Freedom of Information Act Requests

The following persons made requests to the Fund in accordance with the Illinois Freedom of Information Act. The requests have been fulfilled.

- Mr. Tim Novak, of the Chicago Sun Times, requested information pertaining to communication between CTPF and Grosvenor Capital Management; approved investments since January 2005, and investment consultants retained by CTPF.
- Mr. Louis N. Pyster, a retired teacher, requested material presented at the October 18, 2007 Special Board Meeting.
- Mr. Scott Reeder, of the Small Newspaper Group, requested a list of members eligible to receive pension benefits and benefit amounts paid to current retirees.

OATHS OF OFFICE

In accordance with the requirements of Sections 17– 138 and 17– 139 of the Illinois Pension Code, Ms. Peggy A. Davis, Ms. Linda S. Goff, Mr. Chris N. Kotis, Ms. Lois Nelson, Dr. Walter E. Pilditch, Ms. Mary Sharon Reilly, and Mr. James F. Ward subscribed to the following constitutional oath of office.

“I do solemnly swear that I will support the Constitution of the United States and the Constitution of the State of Illinois, and that I will faithfully discharge the duties of the office

of trustee of the Public School Teachers' Pension and Retirement Fund of Chicago, according to the best of my ability.”

The signed oaths were filed with the documents for this meeting.

ORGANIZATION OF THE BOARD

Election of Officers

A motion was made by Mr. Ward, seconded by Ms. Reilly, and unanimously passed, to elect the following slate of officers:

President: Mr. O’Brill

Vice President: Ms. Nelson

Financial Secretary: Ms. Otero

Recording Secretary: Ms. Williams

Ms. Rodriguez stated for the record that although the Financial Secretary officer change is not a problem, there was no particular reason given for the change, other than it being political, when she asked.

Committee Chairpersons Appointed

A motion was made by Mr. Ward, seconded by Mr. O’Brill, and unanimously passed, to appoint Ms. Otero Finance and Audit Committee chairperson.

A motion was made by Mr. Ward, seconded by Ms. Goff, and unanimously passed, to appoint Mr. Ward Claims and Services Committee chairperson.

A motion was made by Mr. O’Brill, seconded by Ms. Nelson, to appoint Ms. Reilly Pension Laws and Rules Committee chairperson. The motion passed by the following vote:

Ayes: Mr. Carrero, Ms. Davis, Ms. Goff, Mr. Kotis, Ms. Nelson, Mr. O’Brill, Ms. Otero, Dr. Pilditch, Ms. Reilly, Mr. Ward, Ms. Williams—11.

Abstentions: Ms. Rodriguez—1.

A motion was made by Mr. Ward, seconded by Ms. Rodriguez, and unanimously passed, to appoint Mr. O’Brill Investments Committee chairperson.

President O’Brill noted that Ms. Rodriguez and Ms. Nelson requested to be appointed Personnel and Service Providers Committee chairperson. President O’Brill requested a vote for the appointment of a chairperson.

A request was made by Ms. Rodriguez to vote for a Personnel Committee chairperson by secret ballot. The request passed by the following vote:

Ayes: Mr. Carrero, Ms. Davis, Ms. Goff, Mr. Kotis, Ms. Nelson, Mr. O’Brill, Ms. Otero, Dr. Pilditch, Ms. Reilly, Ms. Rodriguez, Ms. Williams—11.

Nays: Mr. Ward—1.

President O’Brill implemented a secret ballot.

Fund counsel determined that President O’Brill shall designate a chairperson in accordance with his power to appointment. President O’Brill reviewed the results of the secret ballot with 6 votes for Ms. Nelson, 5 votes for Ms. Rodriguez, and one abstention.

Mr. O’Brill appointed Ms. Nelson Personnel and Service Providers Committee chairperson and appointed Ms. Rodriguez Ethics Committee chairperson.

Ms. Rodriguez stated for the record that she requested to be appointed the Personnel and Service Providers Committee chairperson before Ms. Nelson.

Discussion ensued regarding the necessity to continue with other inactive committees. The Trustees agreed to incorporate the Health Insurance Committee with the Claims and Services Committee and incorporate the Election Committee with the Pension Laws and Rules Committee. The Strategic Planning and Education Committee will remain inactive.

APPROVAL OF MINUTES

Minutes of Special Board Meeting on October 18, 2007

Approved as Amended

A motion was made by Mr. Carrero, seconded by Ms. Davis, to approve the minutes of the Special Board Meeting on October 18, 2007 as amended. The motion passed by the following vote:

Ayes: Mr. Carrero, Ms. Davis, Mr. Kotis, Ms. Nelson, Mr. O’Brill, Ms. Otero, Dr. Pilditch, Ms. Reilly, Ms. Rodriguez, Mr. Ward, Ms. Williams—11.

Abstentions: Ms. Goff—1.

Minutes for Release of Executive Sessions on August 18, 2005, March 16, 2006, and January 18, 2007 Approved

A motion was made by Mr. Carrero, seconded by Ms. Davis, to approve the minutes for release of Executive Sessions on August 18, 2005, March 16, 2006, and January 18, 2007. The motion passed by the following vote:

Ayes: Mr. Carrero, Ms. Davis, Mr. Kotis, Ms. Nelson, Mr. O’Brill, Ms. Otero, Dr. Pilditch, Ms. Reilly, Ms. Rodriguez, Mr. Ward, Ms. Williams—11.

Abstentions: Ms. Goff—1.

REPORT OF THE REAL ESTATE CONSULTANT

Discussion of Morgan Stanley Mezzanine Partners Investment

Mr. Robert Kochis and Ms. Renee Vining of the Townsend Group reported that Morgan Stanley Real Estate Investing will make a presentation on their Mezzanine Partners investment. They reported that Morgan Stanley is raising a \$1.5 billion fund to focus on acquiring and originating mezzanine debt and preferred equity.

Presentation by Morgan Stanley Real Estate Investing

Representative from Morgan Stanley Real Estate made a presentation to the Board on their Mezzanine Partners investment. They addressed questions raised by the Trustees.

Follow Up Discussion to Morgan Stanley Real Estate Investing Presentation

Mr. Kochis and Ms. Vining addressed concerns raised by the Trustees and Fund counsel. They reported that Townsend retained outside counsel to review the investment on behalf of all its investors. They stated that they believe the investment is a unique and timely opportunity and recommended a \$35 million investment in the fund.

Investment in Morgan Stanley Mezzanine Partners Accepted

A motion was made by Mr. Carrero, seconded by Ms. Rodriguez, to accept Townsend's recommendation to invest \$35 million in Morgan Stanley Mezzanine Partners, subject to legal review and contract negotiations. The motion passed by the following roll call vote:

Ayes: Mr. Carrero, Ms. Davis, Ms. Goff, Mr. Kotis, Ms. Nelson, Mr. O'Brill, Ms. Otero, Dr. Pilditch, Ms. Reilly, Ms. Rodriguez, Ms. Williams—11.

Abstentions: Mr. Ward—1.

Discussion of Investing in International Real Estate Strategy

Mr. Kochis and Ms. Vining discussed the strategy for gaining international exposure in private market real estate. Townsend recommended a 15% increase in the private market exposure to international real estate. They presented several investment approach options. Townsend recommended pursuing the following "Regional experts" approach to build the portfolio over a period of time.

- Pick two or three managers to execute in each major region
- Pan- European or pan- Asian funds
- No US dilution (e.g., DB Global and Walton Street)
- Manage exposures by the number and amount of commitments
- Administratively, fewer funds than "Best Ideas" approach
- May lack "emerging" markets exposure
 - Consider fund of funds?
 - Consider managed discretion account (Fund- tailored program)?

Townsend will report back with recommendations on specific investment opportunities.

REPORT OF THE INVESTMENT CONSULTANT

Morgan Stanley Review

Ms. Kristin Finney–Cooke, Mr. Douglas Kryscio, and Mr. Patrick Silvestri reported that Morgan Stanley has been on the watch list due to underperformance since the second quarter of 2006 and continues to underperform. Mercer reported that in accordance with the watch list procedures, the Board can either continue to monitor, reduce the allocation or terminate Morgan Stanley. Mercer made the following recommendation for Trustee consideration.

1. Reduce the Morgan Stanley allocation by \$175 million and continue to monitor.
2. Invest the \$175 million in an EAFE Growth Index (Sudan free) with Northern Trust.
3. Conduct an international portfolio review at the end of 2008.

Morgan Stanley Asset Allocation Reduced and Assets Transferred to Northern Trust

A motion was made by Mr. Ward, seconded by Ms. Reilly, to adopt the above recommendations as presented by Mercer. The motion passed by the following roll call vote:

Ayes: Mr. Carrero, Ms. Davis, Ms. Goff, Mr. Kotis, Ms. Nelson, Mr. O’Brill, Ms. Otero, Dr. Pilditch, Ms. Reilly, Mr. Ward, Ms. Williams—11.

Nays: Ms. Rodriguez—1. (Ms. Rodriguez voted no due to her wanting to vote on the recommendations individually.)

Infrastructure Search Finalist Candidates Approved

Mercer presented the following finalist candidates that they are recommending for interviews in the infrastructure search:

Alinda Capital Partners, JP Morgan, Macquarie, Morgan Stanley, and UBS

A motion was made by Ms. Rodriguez, seconded by Mr. Ward, and unanimously passed, to accept the recommendation made by Mercer to bring in 5 finalist candidates as listed above for interviews in the infrastructure search.

Quarterly Investment Performance Report

Mercer reviewed the quarterly investment performance report for the period ending September 30, 2007. They addressed questions raised by the Trustees.

REPORT OF THE INVESTMENT COMMITTEE

November 2, 2007 First Friday Manager Meeting Report Presented

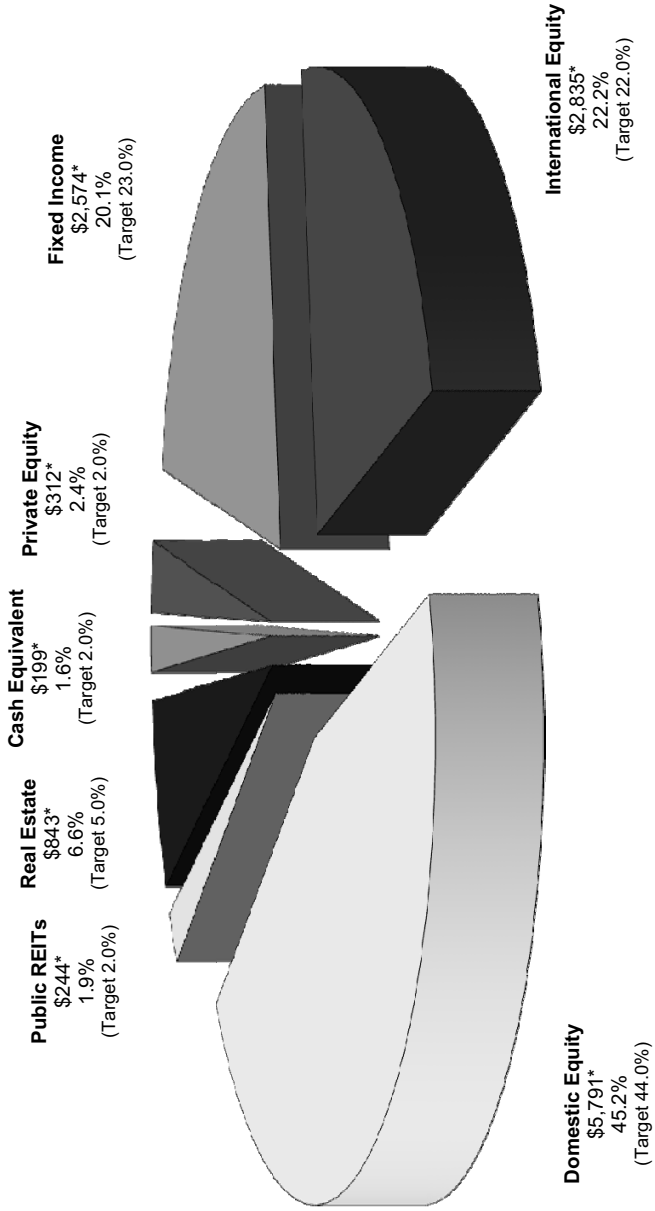
Chairperson O'Brill presented the report of the "First Friday" Meeting on November 2, 2007 (see Exhibit A attached).

Investment Committee Reports

Chairperson O'Brill recommended that the following reports be recorded in the proceedings of this meeting:

1. Allocation Overview
2. Investment Summary by Manager
3. Manager Activity Summary Report
4. Manager Fee Analysis
5. Asset Allocation Analysis
6. Actual Allocation vs. Policy Targets
7. Minority and Female Owned Investment Managers

**PUBLIC SCHOOL TEACHERS' PENSION AND RETIREMENT FUND OF CHICAGO
ALLOCATION OVERVIEW
as of June 30, 2007**



**INVESTMENT SUMMARY BY MANAGER
JUNE 30, 2006 THROUGH JUNE 30, 2007**

| | FAIR VALUE 6/30/2007 | FAIR VALUE 4/30/2007 | FAIR VALUE 6/30/2006 | % CHANGE IN MV 2 Months | % CHANGE IN MV 12 Months | CASH OR SHORT-TERM | % OF CASH |
|------------------------|-------------------------|-------------------------|-------------------------|----------------------------|-----------------------------|-----------------------|--------------|
| EQUITY | | | | | | | |
| Domestic | | | | | | | |
| Ariel | \$237,911,268 | \$231,569,509 | \$199,000,355 | 2.7% | * | \$23,214,508 | 9.8% |
| Attucks | 140,154,994 | 136,443,550 | 117,879,342 | 2.7% | 18.9% | 3,149,341 | 2.2% |
| Chicago Equity | 180,341,078 | 176,949,284 | 202,271,426 | 1.9% | * | 1,299,804 | 0.7% |
| DFA | 112,802,044 | 111,250,561 | 95,944,128 | 1.4% | * | — | 0.0% |
| Fidelity | 323,809,104 | 319,227,670 | 324,938,166 | 1.4% | * | 4,282,984 | 1.3% |
| Harris | 278,950,454 | 275,820,668 | 405,335,034 | 1.1% | * | 573,795 | 0.2% |
| Holland | 142,344,680 | 138,611,532 | 123,917,675 | 2.7% | 14.9% | 1,925,860 | 1.4% |
| J&W Seligman | 292,858,330 | 280,999,530 | 280,923,555 | 4.2% | * | 7,437,596 | 2.5% |
| Lombardia | 139,835,715 | 139,191,181 | 48,156,362 | 0.5% | * | 92,441 | 0.1% |
| Lynmar Capital | 57,542,356 | 56,450,855 | — | 1.9% | * | 1,591,673 | 2.8% |
| New Amsterdam | 294,739,206 | 290,353,866 | 258,123,207 | 1.5% | 14.2% | 3,743,411 | 1.3% |
| NTGI 500 | 1,257,060,822 | 1,636,315,894 | 1,619,959,336 | * | * | 3,102,710 | 0.2% |
| NTGI Midcap | 221,878,112 | 284,521,721 | 246,349,893 | * | * | — | 0.0% |
| NTGI Smallcap | 522,740,827 | 609,337,767 | 600,809,166 | * | * | 18,042,897 | 3.5% |
| NTGI Mgr of Mgrs | 142,830,601 | 138,703,317 | 119,851,292 | 3.0% | 19.2% | — | 0.0% |
| Piedmont | 118,379,868 | 115,955,927 | — | 2.1% | * | 1,567,279 | 1.3% |
| Progress | 144,259,893 | 140,436,295 | 120,123,837 | 2.7% | 20.1% | 2,891,948 | 2.0% |
| RhumbLine Russell 1000 | 402,739,738 | — | — | * | * | 1,006,160 | 0.2% |
| RhumbLine Russell 2000 | 101,343,450 | — | — | * | * | 1,361,045 | 1.3% |
| UBS Global Equity | 288,648,926 | 286,025,576 | 331,563,535 | 0.9% | * | 12,245,069 | 4.2% |
| Waddell & Reed | 318,491,444 | 308,195,048 | 448,918,163 | 3.3% | * | 12,826,098 | 4.0% |
| Zenna Financial | 44,045 | 81,066 | 53,853,554 | * | * | 43,868 | 99.6% |
| Zevenbergen | 71,451,200 | 67,059,459 | 59,373,670 | 6.5% | 20.3% | 661,482 | 0.9% |
| Total | 5,791,158,155 | 5,743,500,276 | 5,657,291,696 | * | * | 101,059,967 | 1.7% |

**INVESTMENT SUMMARY BY MANAGER
JUNE 30, 2006 THROUGH JUNE 30, 2007**

| | FAIR VALUE 6/30/2007 | FAIR VALUE 4/30/2007 | FAIR VALUE 6/30/2006 | % CHANGE IN MV 2 Months | % CHANGE IN MV 12 Months | CASH OR SHORT- TERM | % OF CASH |
|---------------------------|-------------------------|-------------------------|-------------------------|----------------------------|-----------------------------|------------------------|--------------|
| International | | | | | | | |
| Acadian | 436,747,105 | 417,329,287 | - | 4.7% | * | 3,576,205 | 0.8% |
| Brandywine | 204,815,172 | 203,137,318 | - | 0.8% | * | 6,031,743 | 2.9% |
| Earnest Partners | 108,364,913 | 105,076,945 | - | 3.1% | * | 5,325,558 | 4.9% |
| Lazard | 625,905,571 | 621,654,986 | 468,789,396 | 0.7% | * | 22,893,312 | 3.7% |
| MFS Advisors | 451,726,102 | 451,469,184 | 533,184,830 | 0.1% | * | 12,497,188 | 2.8% |
| Morgan Stanley | 792,870,733 | 781,858,345 | 723,082,494 | 1.4% | 9.7% | 26,696,817 | 3.4% |
| UIM | 109,039,739 | 105,529,920 | - | 3.3% | * | 9,143,302 | 8.4% |
| William Blair | 104,672,650 | 100,894,502 | - | 3.7% | * | 2,232,910 | 2.1% |
| Lambright - transition | 3 | 8,403 | - | * | * | 3 | 86.7% |
| State Street - transition | 866,823 | 1,760,423 | - | * | * | 851,554 | 98.2% |
| Total | 2,835,008,811 | 2,788,719,313 | 1,725,056,720 | * | * | 89,248,592 | 3.1% |
| Public REITs | | | | | | | |
| Adelante | \$49,826,238 | \$54,420,863 | \$51,821,729 | - 8.4% | * | \$2,070,745 | 4.2% |
| Morgan Stanley | 111,611,490 | 119,312,027 | 106,426,753 | - 6.5% | * | 3,782,580 | 3.4% |
| Urdang | 82,103,212 | 91,348,858 | 104,835,564 | - 10.1% | * | 2,694,601 | 3.3% |
| Total | 243,540,940 | 265,081,748 | 263,084,046 | - 8.1% | * | 8,547,925 | 3.5% |
| TOTAL EQUITY | 8,869,707,906 | 8,797,301,337 | 7,645,432,462 | * | * | 198,856,485 | 2.2% |
| REAL ESTATE | | | | | | | |
| Blackstone | - | - | 549,708 | * | * | - | 0.0% |
| Capital Associates | 109,524 | 345,994 | 10,357,358 | * | * | - | 0.0% |
| Capri Select Income II | 21,444,875 | 20,043,150 | 6,376,260 | * | * | - | 0.0% |
| CB Richard Ellis | 39,626,342 | 39,125,758 | 31,146,787 | * | * | - | 0.0% |
| DV Urban | 3,190,744 | 3,636,287 | 60,256 | * | * | - | 0.0% |
| Fremont | 15,804,766 | 13,451,910 | 6,048,840 | * | * | - | 0.0% |

**INVESTMENT SUMMARY BY MANAGER
JUNE 30, 2006 THROUGH JUNE 30, 2007**

| | FAIR VALUE 6/30/2007 | FAIR VALUE 4/30/2007 | FAIR VALUE 6/30/2006 | % CHANGE IN MV 2 Months | % CHANGE IN MV 12 Months | CASH OR SHORT-TERM | % OF CASH |
|-----------------------------|-------------------------|-------------------------|-------------------------|----------------------------|-----------------------------|-----------------------|--------------|
| Intercontinental | 40,178,129 | 38,897,673 | 27,111,084 | * | * | — | 0.0% |
| JP Morgan | 207,296,236 | 199,917,665 | 178,192,972 | * | * | — | 0.0% |
| Morgan Stanley (Lend Lease) | 3,896 | 3,896 | 109,490 | * | * | — | 0.0% |
| Olympus | 3,171,383 | 6,094,340 | 10,128,148 | * | * | — | 0.0% |
| PRISA I | 154,021,301 | 145,435,424 | 138,312,092 | * | * | 1,668,791 | 1.1% |
| PRISA II | 67,689,014 | 63,084,569 | 61,336,287 | * | * | 1,103,018 | 1.6% |
| RREEF | 322,340 | 362,005 | 722,125 | * | * | — | 0.0% |
| RREEF Global | 10,352,722 | 9,521,856 | — | * | * | 1,158,319 | 11.2% |
| UBS Realty Inv. | 193,285,680 | 183,678,220 | 165,873,249 | * | * | 1,514,090 | 0.8% |
| Urban America | 3,564,951 | 1,469,761 | — | * | * | — | 0.0% |
| Walton I | 980,653 | 850,014 | 839,845 | * | * | — | 0.0% |
| Walton II | 10,475,842 | 10,354,139 | 11,724,765 | * | * | — | 0.0% |
| Walton III | 9,355,348 | 8,458,385 | 12,664,988 | * | * | — | 0.0% |
| Walton IV | 34,630,707 | 32,668,509 | 48,085,077 | * | * | — | 0.0% |
| Walton V | 26,915,916 | 13,165,748 | — | * | * | — | 0.0% |
| TOTAL | 842,420,369 | 790,565,303 | 709,639,331 | * | * | 5,444,218 | 0.6% |
| PRIVATE EQUITY | | | | | | | |
| Adams Street | \$85,430,731 | \$78,664,579 | \$71,374,310 | * | * | \$ — | 0.0% |
| Harbourvest | 85,149,073 | 71,240,612 | 74,442,510 | * | * | 1,382,681 | 1.6% |
| Hispania | 1,167,994 | 1,318,550 | 962,890 | * | * | — | 0.0% |
| ICV Capital Partners | 815,774 | 823,879 | 702,972 | * | * | — | 0.0% |
| Mesirow | 27,496,373 | 23,701,005 | 24,336,294 | * | * | — | 0.0% |
| Mesirow – Fund II | 34,551,900 | 34,564,919 | 26,614,126 | * | * | — | 0.0% |
| Mesirow – Capital VIII | 2,636,033 | 4,066,690 | 3,353,492 | * | * | — | 0.0% |
| Mesirow – Capital IX | 4,809,996 | 3,111,747 | 2,000,684 | * | * | — | 0.0% |
| Muller and Monroe | 4,857,214 | 3,832,687 | 2,450,598 | * | * | — | 0.0% |
| Palladium Partners | 2,854,973 | 2,355,445 | 1,112,455 | * | * | — | 0.0% |

**INVESTMENT SUMMARY BY MANAGER
JUNE 30, 2006 THROUGH JUNE 30, 2007**

| | FAIR VALUE 6/30/2007 | FAIR VALUE 4/30/2007 | FAIR VALUE 6/30/2006 | % CHANGE IN MV 2 Months | % CHANGE IN MV 12 Months | CASH OR SHORT- TERM | % OF CASH |
|----------------------------|-------------------------|-------------------------|-------------------------|----------------------------|-----------------------------|------------------------|--------------|
| Pantheon III | 15,059,906 | 13,677,359 | 17,534,848 | * | * | — | 0.0% |
| Pantheon – Fund IV | 28,501,224 | 23,716,810 | 22,545,610 | * | * | 875,000 | 3.1% |
| Pantheon – Intl. | 14,980,287 | 11,785,555 | 12,253,583 | * | * | 761,035 | 5.1% |
| Pharos Capital | 3,216,319 | 3,223,970 | 2,080,375 | * | * | — | 0.0% |
| Syncom | 753,561 | 424,430 | — | * | * | — | 0.0% |
| TOTAL | 312,281,358 | 276,508,237 | 261,764,747 | * | * | 3,018,716 | 1.0% |
| FIXED INCOME | | | | | | | |
| Lehman Brothers | 398,329,007 | 406,225,085 | 394,278,208 | - 1.9% | 1.0% | 3,377,200 | 0.8% |
| LM Capital | 62,294,307 | 63,635,269 | 61,604,480 | - 2.1% | 1.1% | 1,304,646 | 2.1% |
| NTGI Fixed Income | 1,431,716,806 | 1,460,820,301 | 1,423,266,123 | - 2.0% | 0.6% | 6,166,899 | 0.4% |
| Smith Graham | 62,559,378 | 63,926,827 | 62,145,238 | - 2.1% | 0.7% | 16,727,519 | 26.7% |
| Taplin, Canida and Habacht | 119,652,717 | 121,836,677 | 119,113,098 | - 1.8% | 0.5% | 2,101,407 | 1.8% |
| Western Asset Mgmt | 499,449,652 | 511,976,995 | 492,000,860 | - 2.4% | 1.5% | 209,342,214 | 41.9% |
| TOTAL | 2,574,001,867 | 2,628,421,154 | 2,552,408,007 | * | * | 239,019,886 | 9.3% |
| SHORT TERM | | | | | | | |
| Appropriation Acct. | 48,692,546 | 47,017,007 | 133,145,550 | * | * | 48,692,546 | 100.0% |
| Cash Equivalent | 150,673,471 | 65,749,764 | 106,917,336 | * | * | 150,673,471 | 100.0% |
| TOTAL | 199,366,017 | 112,766,771 | 240,062,886 | * | * | 199,366,017 | 100.0% |
| TOTAL PORTFOLIO | \$12,797,777,517 | \$12,605,562,802 | \$11,409,307,433 | * | * | \$645,705,321 | 5.0% |

* Does not reflect the true change in market value due to contributions/distributions made during the period.
Note: Fair Value includes Cash and Cash Equivalents, A/P, A/R, and Accrual Income.

MANAGER ACTIVITY SUMMARY REPORT
June 30, 2006 THROUGH June 30, 2007

| | FAIR VALUE 6/30/2007 | FAIR VALUE 6/30/2006 | PURCHASES | SALES | TURNOVER % |
|------------------------|-------------------------|-------------------------|---------------|---------------|------------|
| EQUITY | | | | | |
| Domestic | | | | | |
| Ariel | \$237,911,268 | \$199,000,355 | \$58,336,131 | \$69,363,625 | 26.70% |
| Attucks | 140,154,994 | 117,879,342 | 124,187,715 | 98,874,542 | 76.64% |
| Chicago Equity | 180,341,078 | 202,271,426 | 191,154,298 | 238,943,670 | 99.92% |
| DFA | 112,802,044 | 95,944,128 | — | 541,388 | 0.52% |
| Fidelity | 323,809,104 | 324,938,166 | 99,160,759 | 99,598,321 | 30.57% |
| Harris | 278,950,454 | 405,335,034 | 192,146,910 | 248,088,621 | 56.16% |
| Holland | 142,344,680 | 123,917,675 | 25,882,928 | 26,828,077 | 19.44% |
| J&W Seligman | 292,858,330 | 280,923,555 | 316,714,245 | 304,886,986 | 106.27% |
| Lombardia | 139,835,715 | 48,156,362 | 127,319,238 | 70,732,151 | 75.25% |
| Lynmar Capital | 57,542,356 | — | 99,265,624 | 64,225,659 | 223.23% |
| New Amsterdam | 294,739,206 | 258,123,207 | 175,831,216 | 181,537,538 | 63.61% |
| NTGI 500 | 1,257,060,822 | 1,619,959,336 | 55,713,400 | 36,782,665 | 2.56% |
| NTGI Midcap | 221,878,112 | 246,349,893 | — | 70,025,134 | 29.91% |
| NTGI Smallcap | 522,740,827 | 600,809,166 | 96,700,182 | 65,480,465 | 11.66% |
| NTGI Mgr of Mgrs | 142,830,601 | 119,851,292 | 124,248,461 | 125,075,565 | 94.60% |
| Piedmont | 118,379,868 | — | 162,249,341 | 120,984,853 | 204.40% |
| Progress | 144,259,893 | 120,123,837 | 99,257,350 | 70,303,806 | 53.18% |
| RhumbLine Russell 1000 | 402,739,738 | — | 76,559,448 | 75,012,667 | 37.25% |
| RhumbLine Russell 2000 | 101,343,450 | — | 38,722,960 | 26,575,345 | 52.45% |
| UBS Global Equity | 288,648,926 | 331,563,535 | 64,655,153 | 77,249,942 | 20.85% |
| Waddell & Reed | 318,491,444 | 448,918,163 | 565,046,528 | 625,434,526 | 147.26% |
| Zenna Financial | 44,045 | 53,853,554 | 1,604,480 | 1,061,782 | 3.94% |
| Zevenbergen | 71,451,200 | 59,373,670 | 24,475,299 | 23,752,696 | 36.31% |
| Total | 5,791,158,155 | 5,657,291,696 | 2,719,231,666 | 2,721,360,024 | |

MANAGER ACTIVITY SUMMARY REPORT
June 30, 2006 THROUGH June 30, 2007

| | FAIR VALUE 6/30/2007 | FAIR VALUE 6/30/2006 | PURCHASES | SALES | TURNOVER % |
|---------------------------|-------------------------|-------------------------|---------------|---------------|------------|
| International | | | | | |
| Acadian | 436,747,105 | — | 98,635,801 | 81,883,348 | 37.50% |
| Brandywine | 204,815,172 | — | 19,720,093 | 13,879,337 | 13.55% |
| Earnest Partners | 108,364,913 | — | — | 379,090 | 0.70% |
| Lazard | 625,905,571 | 468,789,396 | 298,391,583 | 273,447,608 | 49.96% |
| MFS Advisors | 451,726,102 | 533,184,830 | 209,937,457 | 203,153,051 | 41.25% |
| Morgan Stanley | 792,870,733 | 723,082,494 | 367,386,584 | 374,436,444 | 48.47% |
| UIM | 109,039,739 | — | 58,443,703 | 32,420,934 | 59.47% |
| William Blair | 104,672,650 | — | 37,004,817 | 23,620,680 | 45.13% |
| Lambright – transition | 3 | — | 72,199,712 | 102,549,172 | N/A |
| State Street – transition | 866,823 | — | 692,777,268 | 766,117,764 | N/A |
| Total | 2,835,008,811 | 1,725,056,720 | 1,854,497,017 | 1,871,887,427 | |
| Public REITs | | | | | |
| Adelante | 49,826,238 | 51,821,729 | 17,111,037 | 24,787,861 | 33.67% |
| Morgan Stanley | 111,611,490 | 106,426,753 | 67,100,378 | 95,922,115 | 61.55% |
| Urdang | 82,103,212 | 104,835,564 | 80,450,408 | 117,000,771 | 86.07% |
| Total | 243,540,940 | 263,084,046 | 164,661,823 | 237,710,747 | |
| TOTAL EQUITY | 8,869,707,906 | 7,645,432,462 | 4,738,390,506 | 4,830,958,198 | |
| FIXED INCOME | | | | | |
| Lehman Brothers | 398,329,007 | 394,278,208 | 1,415,078,483 | 1,396,666,991 | 352.42% |
| LM Capital | 62,294,307 | 61,604,480 | 24,973,695 | 23,629,279 | 38.14% |
| NTGI Fixed Income | 1,431,716,806 | 1,423,266,123 | 372,894,454 | 347,192,723 | 24.32% |
| Smith Graham | 62,559,378 | 62,145,238 | 420,516,261 | 222,557,172 | 356.93% |

MANAGER ACTIVITY SUMMARY REPORT
June 30, 2006 THROUGH June 30, 2007

| | FAIR VALUE 6/30/2007 | FAIR VALUE 6/30/2006 | PURCHASES | SALES | TURNOVER % |
|-----------------------------|-------------------------|-------------------------|---------------|---------------|------------|
| Taplin, Canida and Habacht | 119,652,717 | 119,113,098 | 47,022,065 | 36,594,520 | 30.65% |
| Western Asset Mgmt | 499,449,652 | 492,000,860 | 3,032,122,203 | 3,048,563,995 | 611.65% |
| TOTAL | 2,574,001,867 | 2,552,408,007 | 5,312,607,161 | 5,075,204,681 | |
| REAL ESTATE | | | | | |
| Blackstone | \$- | \$549,708 | \$- | \$282,998 | N/A |
| Capital Associates | 109,524 | 10,357,358 | - | 9,982,305 | N/A |
| Capri Select Income II | 21,444,875 | 6,376,260 | 14,960,000 | 400,000 | N/A |
| CB Richard Ellis | 39,626,342 | 31,146,787 | 6,606,423 | 1,503,758 | N/A |
| DV Urban | 3,190,744 | 60,256 | 4,243,060 | - | N/A |
| Fremont | 15,804,766 | 6,048,840 | 11,317,560 | 1,250,715 | N/A |
| Intercontinental | 40,178,129 | 27,111,084 | 9,100,000 | - | N/A |
| JP Morgan | 207,296,236 | 178,192,972 | - | 1,751,137 | N/A |
| Morgan Stanley (Lend Lease) | 3,896 | 109,490 | - | 107,280 | N/A |
| Olympus | 3,171,383 | 10,128,148 | 478,085 | 5,229,338 | N/A |
| PRISA I | 154,021,301 | 138,312,092 | - | 8,748,494 | N/A |
| PRISA II | 67,689,014 | 61,336,287 | - | 6,319,346 | N/A |
| RREEF | 322,340 | 722,125 | - | - | N/A |
| RREEF Global | 10,352,722 | - | 11,012,430 | 1,072,717 | N/A |
| UBS Realty Inv. | 193,285,680 | 165,873,249 | - | 3,954,136 | N/A |
| Urban America | 3,564,951 | - | 3,564,951 | - | N/A |
| Walton I | 980,653 | 839,845 | - | - | N/A |
| Walton II | 10,475,842 | 11,724,765 | - | 1,218,856 | N/A |
| Walton III | 9,355,348 | 12,664,988 | - | 3,642,274 | N/A |
| Walton IV | 34,630,707 | 48,085,077 | - | 10,968,325 | N/A |
| Walton V | 26,915,916 | - | 26,417,080 | - | N/A |
| TOTAL | 842,420,369 | 709,639,331 | 87,699,590 | 56,431,680 | |

MANAGER ACTIVITY SUMMARY REPORT
June 30, 2006 THROUGH June 30, 2007

| | FAIR VALUE 6/30/2007 | FAIR VALUE 6/30/2006 | PURCHASES | SALES | TURNOVER % |
|------------------------|-------------------------|-------------------------|------------------|-----------------|------------|
| PRIVATE EQUITY | | | | | |
| Adams Street | 85,430,731 | 71,374,310 | 9,001,532 | 7,348,780 | N/A |
| Harbourvest | 85,149,073 | 74,442,510 | 10,200,000 | 8,923,782 | N/A |
| Hispania | 1,167,994 | 962,890 | 519,269 | — | N/A |
| ICV Capital Partners | 815,774 | 702,972 | 562,858 | 272,743 | N/A |
| Mesirow | 27,496,373 | 24,336,294 | — | 2,600,000 | N/A |
| Mesirow – Fund II | 34,551,900 | 26,614,126 | 4,500,000 | 2,700,000 | N/A |
| Mesirow – Capital VIII | 2,636,033 | 3,353,492 | 200,000 | 698,862 | N/A |
| Mesirow – Capital IX | 4,809,996 | 2,000,684 | 3,200,000 | — | N/A |
| Muller and Monroe | 4,857,214 | 2,450,598 | 2,814,160 | 172,559 | N/A |
| Palladium Partners | 2,854,973 | 1,112,455 | 1,952,137 | 91,543 | N/A |
| Pantheon III | 15,059,906 | 17,534,848 | 1,925,000 | 1,739,507 | N/A |
| Pantheon – Fund IV | 28,501,224 | 22,545,610 | 6,300,000 | 2,365,943 | N/A |
| Pantheon – Intl. | 14,980,287 | 12,253,583 | 2,252,466 | 6,251,003 | N/A |
| Pharos Capital | 3,216,319 | 2,080,375 | 1,200,000 | — | N/A |
| Syncom | 753,561 | — | 978,740 | — | N/A |
| TOTAL | 312,281,358 | 261,764,747 | 45,606,163 | 33,164,722 | |
| SHORT TERM | | | | | |
| Appropriation Acct. | 48,692,546 | 133,145,550 | — | — | N/A |
| Cash Equivalent | 150,673,471 | 106,917,336 | 94 | — | N/A |
| TOTAL | 199,366,017 | 240,062,886 | 94 | — | |
| GRAND TOTAL | \$12,797,777,517 | \$11,409,307,433 | \$10,184,303,514 | \$9,995,759,280 | |

MANAGER FEE ANALYSIS AS OF JUNE 30, 2007

| | MANAGER FEES 7/1 – 6/30/07 | FAIR VALUE 6/30/2007 | ANNUAL FEE IN BASIS POINTS | FY 2006 MGR FEES |
|------------------------|--------------------------------------|--------------------------------|--------------------------------------|----------------------------|
| EQUITY | | | | |
| Domestic | | | | |
| Ariel | \$662,535 | \$237,911,268 | 27.85 | \$669,443 |
| Attucks | 851,753 | 140,154,994 | 60.77 | 783,062 |
| Chicago Equity | 482,114 | 180,341,078 | 26.73 | 533,991 |
| DFA | 559,866 | 112,802,044 | 49.63 | 549,922 |
| Fidelity * | 673,057 | 323,809,104 | 20.79 | 1,090,398 |
| Harris | 690,500 | 278,950,454 | 24.75 | 778,785 |
| Holland | 499,661 | 142,344,680 | 35.10 | 476,956 |
| J&W Seligman | 999,749 | 292,858,330 | 34.14 | 1,125,150 |
| Lombardia | 466,466 | 139,835,715 | 33.36 | 226,066 |
| Lynmar Capital * | 357,548 | 57,542,356 | 62.14 | – |
| New Amsterdam | 713,911 | 294,739,206 | 24.22 | 671,216 |
| NTGI 500 | 166,015 | 1,257,060,822 | 1.32 | 158,232 |
| NTGI Midcap | 25,677 | 221,878,112 | 1.16 | 25,544 |
| NTGI Smallcap | 344,024 | 522,740,827 | 6.58 | 333,292 |
| NTGI Mgr of Mgrs * | 852,648 | 142,830,601 | 59.70 | 780,348 |
| Piedmont * | 322,831 | 118,379,868 | 27.27 | – |
| Progress * | 863,192 | 144,259,893 | 59.84 | 773,898 |
| RhumbLine Russell 1000 | 8,211 | 402,739,738 | 1.25 | – |
| RhumbLine Russell 2000 | 2,066 | 101,343,450 | 1.25 | – |
| UBS Global Equity | 814,753 | 288,648,926 | 28.23 | 870,107 |
| Waddell & Reed | 524,796 | 318,491,444 | 16.48 | 604,940 |
| Zenna Financial | 14,852 | 44,045 | N/A | 15,988 |
| Zevenbergen | 255,480 | 71,451,200 | 35.76 | 237,289 |
| Total | 11,151,704 | 5,791,158,155 | 19.26 | 10,704,627 |
| International | | | | |
| Acadian | 574,682 | 436,747,105 | 41.26 | – |
| Brandywine | 298,521 | 204,815,172 | 47.97 | – |
| Earnest Partners | 159,081 | 108,364,913 | 47.09 | – |
| Lazard | 888,128 | 625,905,571 | 14.19 | 792,313 |
| MFS Advisors | 1,848,924 | 451,726,102 | 40.93 | 1,786,910 |
| Morgan Stanley | 2,865,430 | 792,870,733 | 36.14 | 2,877,093 |
| UIM | 277,373 | 109,039,739 | 79.46 | – |
| William Blair | 288,301 | 104,672,650 | 86.19 | – |
| Transition Managers | – | 866,826 | N/A | – |
| Total | 7,200,439 | 2,835,008,811 | 37.62 | 5,456,316 |
| Public REITs | | | | |
| Adelante | 316,010 | 49,826,238 | 63.42 | 23,695 |
| Morgan Stanley | 754,682 | 111,611,490 | 67.62 | 779,386 |
| Urdang | 485,562 | 82,103,212 | 59.14 | 574,070 |
| Total | 1,556,254 | 243,540,940 | 63.90 | 1,377,151 |
| TOTAL EQUITY | 19,908,397 | 8,869,707,906 | 26.35 | 17,538,094 |
| FIXED INCOME | | | | |
| Lehman Brothers | 230,022 | 398,329,007 | 5.77 | 229,420 |
| LM Capital | 131,344 | 62,294,307 | 21.08 | 138,044 |
| NTGI Fixed Income | 144,831 | 1,431,716,806 | 1.01 | 148,094 |

| | | | | |
|-----------------------------|---------------------|-------------------------|--------------|---------------------|
| Smith Graham | 157,543 | 62,559,378 | 25.18 | 157,339 |
| Taplin, Canida and Habacht | 200,049 | 119,652,717 | 16.72 | 200,362 |
| Western Asset Mgmt | 905,940 | 499,449,652 | 18.14 | 902,056 |
| TOTAL | 1,769,729 | 2,574,001,867 | 6.88 | 1,775,315 |
| REAL ESTATE | | | | |
| Blackstone | \$ – | \$ – | N/A | \$ 12,291 |
| Capital Associates * | 22,640 | 109,524 | N/A | 194,787 |
| Capri Select Income II * | 312,500 | 21,444,875 | N/A | – |
| CB Richard Ellis * | 292,209 | 39,626,342 | N/A | 285,314 |
| DV Urban | 312,500 | 3,190,744 | N/A | 78,125 |
| Fremont | 450,000 | 15,804,766 | N/A | 450,000 |
| Intercontinental | 437,500 | 40,178,129 | N/A | 437,500 |
| JP Morgan | 1,953,441 | 207,296,236 | N/A | 1,679,265 |
| Morgan Stanley (Lend Lease) | – | 3,896 | N/A | 11,996 |
| Olympus | 56,708 | 3,171,383 | N/A | 188,954 |
| PRISA I | 1,147,864 | 154,021,301 | N/A | 1,107,749 |
| PRISA II | 700,526 | 67,689,014 | N/A | 593,338 |
| RREEF | 11,619 | 322,340 | N/A | 8,890 |
| RREEF Global * | 529,280 | 10,352,722 | N/A | – |
| UBS Realty Inv. | 1,901,312 | 193,285,680 | N/A | 1,641,427 |
| Urban America | 334,477 | 3,564,951 | N/A | – |
| Walton I | 7,685 | 980,653 | N/A | 14,060 |
| Walton II | 90,810 | 10,475,842 | N/A | 117,845 |
| Walton III | 114,974 | 9,355,348 | N/A | 143,947 |
| Walton IV * | 460,060 | 34,630,707 | N/A | 347,583 |
| Walton V * | 211,505 | 26,915,916 | N/A | – |
| TOTAL | 9,347,610 | 842,420,369 | N/A | 7,313,071 |
| PRIVATE EQUITY | | | | |
| Adams Street * | 915,674 | 85,430,731 | N/A | 922,610 |
| Harbourvest * | 1,000,000 | 85,149,073 | N/A | 1,000,000 |
| Hispania * | 307,840 | 1,167,994 | N/A | 316,825 |
| ICV Capital Partners * | 148,520 | 815,774 | N/A | 140,342 |
| Mesirow * | 333,500 | 27,496,373 | N/A | 327,500 |
| Mesirow – Fund II * | 352,500 | 34,551,900 | N/A | 352,500 |
| Mesirow – Capital VIII * | 100,000 | 2,636,033 | N/A | 97,101 |
| Mesirow – Capital IX * | 200,000 | 4,809,996 | N/A | 234,521 |
| Muller and Monroe * | 250,000 | 4,857,214 | N/A | 250,000 |
| Palladium Partners * | 150,000 | 2,854,973 | N/A | 255,299 |
| Pantheon * | 267,162 | 15,059,906 | N/A | 261,121 |
| Pantheon – Fund IV * | 227,972 | 28,501,224 | N/A | 223,175 |
| Pantheon – Intl. * | 160,204 | 14,980,287 | N/A | 140,000 |
| Pharos Capital * | 187,500 | 3,216,319 | N/A | 234,597 |
| Syncom * | 196,875 | 753,561 | N/A | – |
| TOTAL | 4,797,747 | 312,281,358 | N/A | 4,755,591 |
| SHORT TERM | | | | |
| Appropriation Acct. | – | 48,692,546 | N/A | – |
| Cash Equivalent | – | 150,673,471 | N/A | – |
| TOTAL | – | 199,366,017 | – | – |
| GRAND TOTAL | \$35,823,483 | \$12,797,777,517 | 30.70 | \$31,382,071 |

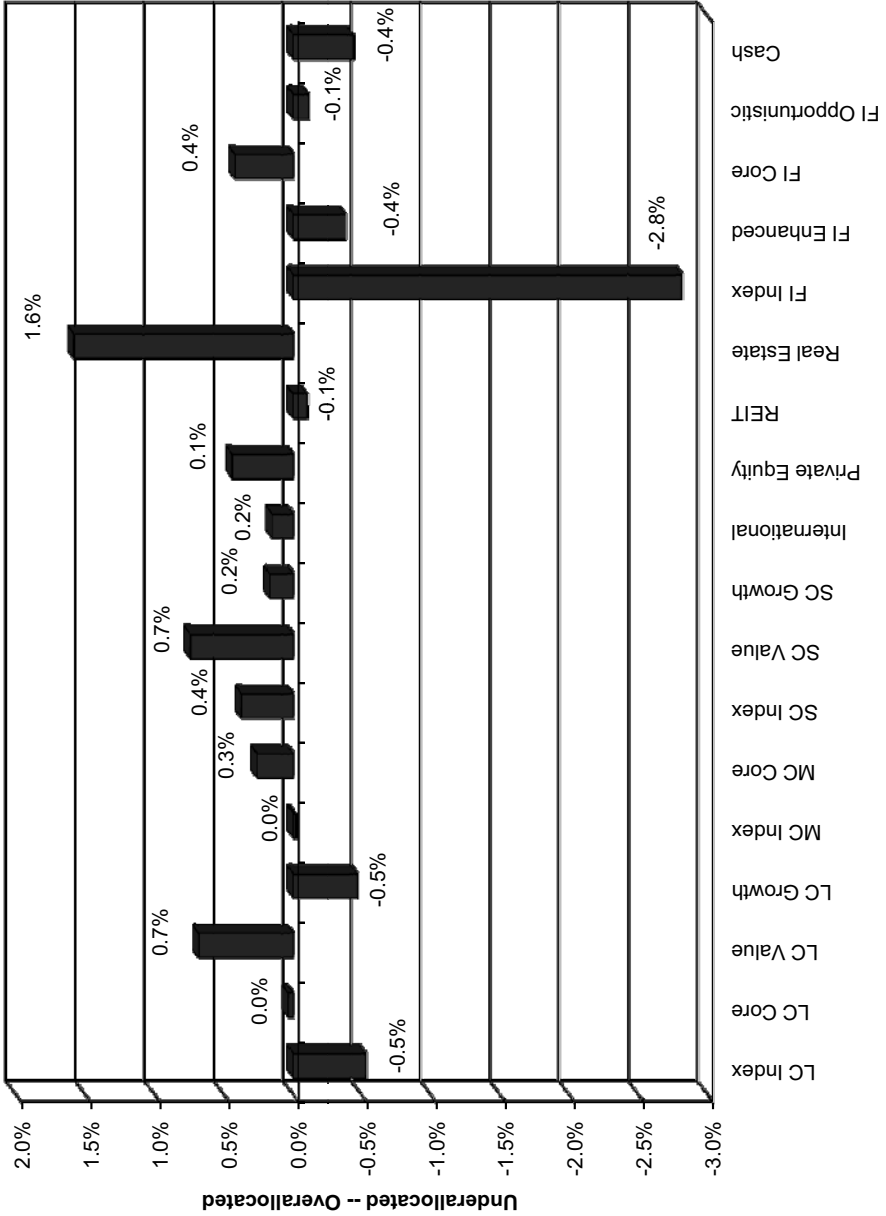
* May not provide a strong comparison due to contributions/distributions made during the period.

Note: Fair Value includes Cash and Cash Equivalents, A/P, A/R, and Accrual Income.

ASSET ALLOCATION ANALYSIS

| | Fair Value 6/30/07 | Actual % | Allocation Policy | % Over/ (Under) Allocated | \$ Over/ (Under) Allocated |
|---------------------------|-----------------------|---------------|----------------------|---------------------------------|----------------------------------|
| Large Cap Equity | | | | | |
| Index | 1,659,844,605 | 13.0% | 13.5% | -0.5% | (67,855,360) |
| Core | 772,286,170 | 6.0% | 6.0% | 0.0% | 4,419,519 |
| Value | 855,374,040 | 6.7% | 6.0% | 0.7% | 87,507,389 |
| Growth | 707,484,669 | 5.5% | 6.0% | -0.5% | (60,381,982) |
| Total Large Cap | 3,994,989,484 | 31.2% | 31.5% | -0.3% | (36,310,434) |
| Mid Cap Equity | | | | | |
| Index | 221,878,112 | 1.7% | 1.75% | 0.0% | (2,082,995) |
| Core | 257,281,019 | 2.0% | 1.75% | 0.3% | 33,319,912 |
| Total Mid Cap | 479,159,131 | 3.7% | 3.5% | 0.2% | 31,236,918 |
| Small Cap Equity | | | | | |
| Index | 624,084,277 | 4.9% | 4.5% | 0.4% | 48,184,289 |
| Value | 383,284,093 | 3.0% | 2.25% | 0.7% | 95,334,099 |
| Growth | 309,605,119 | 2.4% | 2.25% | 0.2% | 21,655,125 |
| Total Small Cap | 1,316,973,489 | 10.3% | 9.0% | 1.3% | 165,173,512 |
| International | 2,835,008,811 | 22.2% | 22.0% | 0.2% | 19,497,757 |
| Private Equity | 312,281,358 | 2.1% | 2.0% | 0.1% | 56,325,808 |
| REIT | 243,540,940 | 1.9% | 2.0% | -0.1% | (12,414,610) |
| Total Equity | 9,181,953,213 | 71.7% | 70.0% | 1.7% | 223,508,951 |
| Real Estate | 842,420,369 | 6.6% | 5.0% | 1.6% | 202,531,493 |
| Fixed Income | | | | | |
| Index | 1,431,716,806 | 11.2% | 14.0% | -2.8% | (359,972,046) |
| Enhanced Index | 398,329,007 | 3.1% | 3.5% | -0.4% | (49,593,206) |
| Core | 181,947,024 | 1.4% | 1.0% | 0.4% | 53,969,249 |
| Opportunistic | 562,009,030 | 4.4% | 4.5% | -0.1% | (13,890,958) |
| Total Fixed Income | 2,574,001,867 | 20.1% | 23.0% | -2.9% | (369,486,962) |
| Cash Equivalents | 199,402,068 | 1.6% | 2.0% | -0.4% | (56,553,482) |
| Total Fund | 12,797,777,517 | 100.0% | 100.0% | 0.0% | 0 |
| <hr/> | | | | | |
| Total Active | 8,660,851,649 | 67.3% | 64.3% | 3.1% | 438,279,594 |
| Total Passive | 4,136,925,868 | 32.3% | 35.8% | -3.4% | (438,279,594) |

Actual Allocation vs. Policy Targets as of June 30, 2007



MINORITY AND FEMALE OWNED INVESTMENT MANAGERS

Goal: 25% of Active Managers

| | 6/30/07 | 6/30/06 | 6/30/05 | 6/30/04 | 6/30/03 | 6/30/02 |
|--------------------------|------------|------------|------------|------------|-----------|-----------|
| Total Fund ¹ | \$12,598.4 | \$11,169.2 | \$10,668.5 | \$10,158.0 | \$9,066.1 | \$9,192.4 |
| Total Active | \$8,262.7 | \$6,830.6 | \$6,343.3 | \$5,686.0 | \$4,933.3 | \$5,201.0 |
| MWBE Managers: | | | | | | |
| Adelante | 49.8 | 51.8 | — | — | — | — |
| Affinity | 17.0 | — | — | — | — | — |
| Apex | 32.8 | 27.7 | 22.3 | — | — | — |
| Ariel | 237.9 | 199.0 | 239.0 | 345.5 | 248.3 | 249.8 |
| Ativo Capital | 16.7 | — | — | — | — | — |
| Atlanta Life | 65.7 | — | — | — | — | — |
| Brown Capital | 16.9 | — | — | — | — | — |
| Capri | 21.4 | 17.6 | 21.4 | 21.2 | 19.8 | 20.9 |
| Channing | 29.7 | 22.3 | 19.7 | — | — | — |
| Credo | 6.4 | 3.1 | — | — | — | — |
| Denali | 17.9 | 15.2 | 14.0 | — | — | — |
| DV Urban | 3.2 | — | — | — | — | — |
| Earnest Partners | 108.4 | — | — | — | — | — |
| EDMP | — | 12.1 | 11.7 | — | — | — |
| Fortaleza | 24.2 | 20.9 | 25.8 | — | — | — |
| GlobeFlex Capital | 23.6 | — | — | — | — | — |
| GW Capital | 6.7 | — | — | — | — | — |
| High Pointe | — | 32.8 | 24.6 | — | — | — |
| Hispania | 1.2 | 0.9 | 0.8 | — | — | — |
| Holland | 142.3 | 123.9 | 122.0 | 121.8 | 39.3 | 40.3 |
| Hoover | 4.7 | 7.8 | — | — | — | — |
| Howland | 21.3 | 18.0 | 12.8 | — | — | — |
| ICV Capital | 0.8 | 0.7 | — | — | — | — |
| Kenwood | 8.6 | 7.4 | 40.8 | — | — | — |
| LM Capital | 62.3 | 61.6 | 65.0 | — | — | — |
| Locke Capital | 27.3 | — | — | — | — | — |
| Lombardia (Valenzuela) | 191.1 | 62.8 | 55.4 | — | — | — |
| Lynmar Capital | 57.5 | 43.6 | 12.9 | — | — | — |
| MDL | — | — | — | 128.3 | 135.1 | 53.1 |
| Muller and Monroe | 4.9 | 2.5 | 0.5 | — | — | — |
| NCM Capital | 14.5 | 11.4 | 9.5 | — | — | — |
| Needleman | 5.1 | — | — | — | — | — |
| New Amsterdam | 294.7 | 258.1 | 246.3 | 219.9 | 122.2 | 122.1 |
| Opus | 4.2 | 4.8 | 9.9 | — | — | — |
| Palisades | 49.1 | 9.3 | — | — | — | — |
| Palladium Partners | 2.9 | 1.1 | — | — | — | — |
| Paradigm | 28.0 | 7.7 | — | — | — | — |
| Pharos Capital | 3.2 | 2.1 | — | — | — | — |
| Piedmont | 118.4 | 39.6 | 36.4 | — | — | — |
| Piedra | 14.9 | 12.1 | 19.0 | — | — | — |
| Profit | 39.9 | 39.2 | 44.7 | — | — | — |
| RhumbLine | 504.0 | — | — | — | — | — |
| Rutland Dickson | 9.7 | 8.4 | 8.3 | — | — | — |
| Smith Graham | 62.6 | 62.1 | 65.6 | 63.9 | 66.8 | 64.6 |
| Syncom | 0.8 | — | — | — | — | — |
| Taplin, Canida & Habacht | 119.7 | 119.1 | 123.9 | — | — | — |
| Union Heritage | — | — | 8.6 | — | — | — |

| | | | | | | |
|----------------------------|------------------|------------------|------------------|----------------|----------------|----------------|
| Urban America | 3.6 | — | — | — | — | — |
| Zenna Financial | — | 53.9 | 50.5 | — | — | — |
| Zevenbergen | 71.5 | 59.4 | 52.7 | 51.8 | 41.0 | 37.7 |
| Total MWBE Managers | \$2,547.1 | \$1,420.0 | \$1,364.1 | \$952.4 | \$672.5 | \$588.5 |
| % of Total Active | 24.7% | 20.0% | 20.7% | 16.7% | 13.6% | 11.3% |
| % of Total | 20.2% | 12.7% | 12.8% | 9.4% | 7.4% | 6.4% |

¹ Total Fund assets do not include Cash.

Chairperson O'Brill moved the Report of the Committee on Investments to the omnibus.

REPORT OF THE COMMITTEE ON FINANCE

Administrative Expenses

The following administrative expenses were presented with the recommendations that they be approved.

Administrative Expenses 09/01/07– 09/30/07

| Vendor | Description | Amount |
|--------------------|---|------------|
| A & E RUBBER STAMP | OFFICE SUPPLIES | 71.90 |
| A T & T MOBILITY | MONTHLY CELL PHONE USAGE, 8/19/07 – 9/18/07: ADAMS | 67.36 |
| AT & T MOBILITY | WIRELESS SYSTEM ACCESS USAGE, 8/6/07 – 9/5/07: FIELD REPS | 206.79 |
| AICPA | MEMBERSHIP RENEWAL, 8/1/07 – 7/31/08: HUBER | 274.15 |
| AMERICAN EXPRESS | REFUND, ACCOM.,NCTR CONF., 10/4/07 – 10/11/07: 6 TRUSTEES | 190.00 |
| | AIR, NPEA CONF., 10/19/07 – 10/24/07, TUCSON, AZ: BANKS– FALLIS | – 1,465.92 |
| | AIR, NPEA CONF., 10/19/07 – 10/24/07, TUCSON, AZ: RADENCIC | 217.30 |
| | REG, NPEA CONF., 10/19/07 – 10/24/07, TUCSON, AZ: BANKS– FALLIS | 217.30 |
| | REG, NPEA CONF., 10/19/07 – 10/24/07, TUCSON, AZ: RADENCIC | 75.00 |
| | REG, NPEA CONF., 10/19/07 – 10/24/07, TUCSON, AZ: RADENCIC | 75.00 |
| | ACCOM., NPEA CONF., 10/19/07 – 10/24/07, TUCSON, AZ: BANKS– FALLIS | 228.60 |
| | ACCOM., NPEA CONF., 10/19/07 – 10/24/07, TUCSON, AZ: RADENCIC | 228.60 |
| | AIR, NCTR CONF., 10/6/07 – 10/10/07, SCOTTSDALE, AZ: CARRERO | 188.80 |
| | AIR, IFEBP CONF., 11/4/07 – 11/7/07, ANAHEIM, CA: CARRERO | 364.80 |
| | AIR, FINC'L RESEARCH CONF., 9/24/07 – 9/27/07, NEW YORK, NY: NELSON | 334.80 |
| | OFFICE EQUIPMENT | 188.80 |
| | | 386.90 |
| | | 851.18 |

Administrative Expenses
09/01/07– 09/30/07

| Vendor | Description | Amount |
|---------------------------------|--|-----------|
| ANDRASEK, TIM | REIMBURSE, PARKING & MILEAGE, 5/15/07 – 8/31/07 | 84.35 |
| HENRY P. ANSELMO | CONSULTING SERVICE, 9/1/07 – 9/30/07 | 5,287.92 |
| ARAMARK REFRESHMENTS | COFFEE SUPPLIES | 1,276.07 |
| | LEASE, COFFEE MACHINES, 10/1/07 – 12/31/07 | 585.00 |
| | LEASE, WATER DISPENSERS, 10/1/07 – 12/31/07 | 315.00 |
| E.M. BARNES & ASSOCIATES | LEGISLATIVE CONSULTING SERVICE, 9/1/07 – 9/30/07 | 3,966.08 |
| BOGFIRE INC. | DESIGN & LAYOUT, PEN.REP WORKSHP 9/29 | 390.00 |
| | DESIGN & LAYOUT, NEWSLETTER, FALL 2007 | 2,325.00 |
| BRADLEY CONSULTING GROUP INC | MIS CONSULTING SERVICE 8/1/07 – 8/31/07 | 39,500.00 |
| CAFFE BACI | BREAKFAST, TRUSTEE MEETING, 9/18 | 179.59 |
| | LUNCH, TRUSTEE MEETING, 9/18 | 310.48 |
| CAHILL PRINTING CO | WINDOW ENVELOPES | 695.00 |
| CARRERO, JR., ALBERTO A | PER DIEM, NCTR CONF., 10/6/07 – 10/10/07, SCOTTSDALE, AZ | 375.00 |
| CDW COMPUTER CENTERS INC | COMPUTER SUPPLIES | 31.81 |
| | COMPUTER EQUIPMENT | 351.99 |
| CHICAGO MESSENGER SVC. INC | DELIVERY SERVICE THRU 9/16 | 229.90 |
| CHICAGO PRESS CORPORATION | PROCEEDING BOOKLETS, MAR – APR 2007, 2000 COPIES | 7,488.00 |
| COM ED | ELECTRIC SERVICE, 8/7/07 – 9/6/07, SUITE 2600 | 1,853.65 |
| CUTTING EDGE DOCUMENT | SHREDDING OF CONFIDENTIAL DATA | 144.00 |
| DS3, LLC | DATA VAULTING SERVICE, 9/1/07 – 9/30/07 | 2,821.11 |
| DIRECTV | SATELLITE TV, 8/10/07 – 8/9/08, INFO & LOCAL CHANNELS | 447.87 |
| | SATELLITE RECEPTION, 9/10/07 – 10/9/07 | 4.99 |
| ELECTION SERVICES CORP. | 30% DEPOSIT, TEACHER– TRUSTEE ELECTION, 10/07 | 70,267.75 |
| 55 CHICAGO PARTNERS, LLC | RENT, 9/1/07 – 9/30/07 (*SUBLEASE COLLECTED \$22,429.42) | 60,609.63 |
| | REAL ESTATE ESCALATION, 9/1/07 – 9/30/07, SUITE 1300 | 8,407.27 |
| | REAL ESTATE ESCALATION, 9/1/07 – 9/30/07, SUITE 1400 | 8,357.28 |
| GAJEWICZ, TOM | REIMBURSE, AFTER HOURS PARKING & MILEAGE, 8/12 & 8/13 | 74.87 |
| GATEWAY COMPANIES, INC. | GATEWAY E– 2610S COMPUTER | 1,471.83 |
| HERNANDEZ, GUILLERMO | REIMBURSE , LRS CONF., 9/18/07 – 9/19/07, SPRINGFIELD, IL | 39.80 |
| HUBER, KEVIN B | REIMBURSE, REMOTE DSL USAGE, 8/6– 9/5/07 | 39.33 |
| | REIMBURSE, REMOTE DSL USAGE, 9/6– 10/5/07 | 39.33 |
| | REIMBURSE, CAB FARES, OFF– SITE MEETINGS, CHICAGO, IL | 22.00 |
| IMPACT NETWORKING LLC | PRINTER SUPPLIES, | 214.00 |
| | CONTRACT ADJUSTMENT, 9000 ADD'L COPIES | 180.00 |
| INTERPARK | 30 DISCOUNTED PARKING PASSES | 570.00 |
| INTL BUSINESS MACHINES CORP | BUSINESS CONTINUITY SERVICE, 9/1 – 9/30/07 | 2,098.00 |

Administrative Expenses
09/01/07– 09/30/07

| Vendor | Description | Amount | |
|---|--|-----------------|-------------------|
| IRON MOUNTAIN | COMPUTER DAILY BACKUP STORAGE CHARGE, 9/1/07 – 9/30/07 | | 549.49 |
| JACOBS, BURNS, ORLOVE, STANTON | LEGAL SERVICES, 7/1/07 – 7/31/07 | | 3,356.65 |
| KIRKLAND & ELLIS LLP | PENSION LITIGATION, PERIOD ENDING 3/31/07 | 5,029.59 | |
| | PENSION LITIGATION, PERIOD ENDING 4/30/07 | 3,834.94 | |
| | PENSION LITIGATION, PERIOD ENDING 7/31/07 | <u>9,093.79</u> | 17,958.32 |
| LEVI, RAY & SHOUP, INC. | PENSIONGOLD IMPROVEMENT, 8/1/07 – 8/31/07 | | 4,425.00 |
| MICROSYSTEMS, INC. | STORAGE CHARGES, 8/1/07 – 8/31/07 | | 105.50 |
| NATIONAL CONFERENCE ON EMPLOYEE RETIREMENT SYS. | MEMBERSHIP DUES, 1/1/08 – 12/31/08 | | 600.00 |
| NATIONAL DATA SRVS CHICAGO | PROCESSING CHECKS & ADVICES, 8/07 | | 3,829.25 |
| NELSON, LOIS | PER DEIM, FINC'L RESEARCH CONF., 9/24/07 – 9/25/07, NEW YORK, NY | | 300.00 |
| NEOFUNDS BY NEOPOST | REPLENISHMENT OF POSTAGE | | 5,629.92 |
| OFFICE CONNECTION | OFFICE EQUIPMENT, 3 CALCULATORS | 356.99 | |
| | OFFICE SUPPLIES | <u>760.99</u> | 1,117.98 |
| RADENCIC, FRANCES | REIMBURSE, POST OFFICE BOX RENTAL, ELECTION 10/07 | | 54.00 |
| SYSTEM PARKING | MONTHLY PARKING, 9/1 – 9/30/07 FIELD REPS | | 940.00 |
| TECH SERVICES | COPIER SUPPLIES | | 585.39 |
| TRANSUNION | ADDRESS LOCATION USAGE, 7/26/07 – 8/25/07 | | 40.00 |
| U.S. POSTAL SERVICE | POSTAGE, OPEN ENROLLMENT 2008 | | 26,634.09** |
| UNSHIPPERS CHICAGO NEAR N. | DELIVERY SERVICE THRU 8/21 | | 19.72 |
| WALL STREET JOURNAL | SUBSCRIPTION RENEWAL, 10/26/07 – 10/26/08: OFFICE | | 249.00 |
| WARD, JAMES F | REIMBURSE, CFA SOCIETY ANNUAL DUES, 1/1/08 – 12/31/08 | | 375.00 |
| WESTIN KIERLAND RESORT & SPA | ACCOM., NCTR CONF., 10/5/07 – 10/11/07, SCOTTSDALE, AZ: WILLIAMS | 1,221.60 | |
| | ACCOM., NCTR CONF., 10/5/07 – 10/11/07, SCOTTSDALE, AZ: CARRERO | <u>732.96</u> | 1,954.56 |
| M & J WILKOW, LTD | WORK ORDERS, 9/1/07 – 9/30/07 | | 462.89 |
| XO COMMUNICATIONS | MONTHLY TELEPHONE SERVICE, 8/27/07 – 9/26/07 | | 2,175.40 |
| PHYSICIANS, DISABILITY APPLICANTS | | | |
| ACCESS MEDICAL EVALUATIONS | EVAL & REPORT, F.P. BY DR. UPADHYAY | 650.00 | |
| | EVAL & REPORT, S.A. BY DR. LIM | 650.00 | |
| | EVAL & REPORT, F.P. BY DR. LIM | 650.00 | |
| | NO SHOW, S.R. BY DR. GOVANI | <u>150.00</u> | 2,100.00 |
| RECORD COPY SERVICES | MEDICAL RECORDS, B.M. BY MONROE MEDICAL ASSOC. | 138.25 | |
| RECORD COPY SERVICES | MEDICAL RECORDS, J.D. BY DR. GARCIA | 185.25 | |
| RECORD COPY SERVICES | MEDICAL RECORDS, A.F. BY DR. KHAN | 99.75 | |
| RECORD COPY SERVICES | MEDICAL RECORDS, B.M. BY DR. SARMA | 92.50 | |
| RECORD COPY SERVICES | MEDICAL RECORDS, C.B. BY DR. KELSEY | <u>108.75</u> | 624.50 |
| | | | <u>2,724.50</u> |
| | | | <u>296,527.79</u> |

*AMOUNT COLLECTED VIA SUBLEASE: SUITE 1300 \$14,257.00
SUITE 1400 \$8,172.42

** TO BE REIMBURSED BY INSURANCE COMPANIES

Administrative Expenses
10/01/07– 10/31/07

| Vendor | Description | Amount | |
|------------------------------|--|--------------------|-----------|
| A T & T MOBILITY | MONTHLY CELL PHONE USAGE, 9/19/07 – 10/18/07: ADAMS | 38.92 | |
| | WIRELESS SYSTEM ACCESS, 9/6/07 – 10/5/07: FIELD REPS | <u>206.79</u> | 245.71 |
| AMERICAN EXPRESS | REFUND, ACCOM., NCTR CONF., 11/7/07 – 11/11/07: SCOTTSDALE, AZ: 5 TRUSTEES | – 1,221.60 | |
| | AIR, IIR FORUM., 12/7/07 – 12/11/07, SAN FRANCISCO, CA: CARRERO | 248.80 | |
| | AIR, PENSION ELECTION REVIEW, NEW YORK, NY: RADENCIC, WESOLOWSKI | 397.60 | |
| | AIR, IFEBP CONF., 11/4/07 – 11/11/07, ANAHEIM, CA: PILDITCH & GUEST (REIMBURSED) | 791.20 | |
| | COMPUTER RENTAL, 8/31/07 – 10/1/07 | 530.00 | |
| | COMPUTER SUPPLIES | <u>152.00</u> | 898.00 |
| ANDRASEK, TIM | REIMBURSE, PARKING & MILEAGE, 9/1/07 – 10/4/07 | | 117.49 |
| HENRY P. ANSELMO | CONSULTING SERVICE, 10/1/07 – 10/31/07 | | 5,287.92 |
| ATLAS STATIONERS INC | OFFICE SUPPLIES | | 16.32 |
| AVILES, LORENA | REIMBURSE, CAB FARES, OPEN ENROLLMENT, 10/07 | | 9.00 |
| BARBER, VAUGHN J. | PER DIEM, RG & ASSOC. LEARNING JOURNEY, 10/29/07 – 11/2/07, JOHANNESBURG, SOUTH AFRICA | 675.00 | |
| | REIMBURSE, MEETING TRAVEL EXPENSES, 7/1/07 – 9/30/07 | <u>550.00</u> | 1,225.00 |
| E M BARNES & ASSOCIATES | LEGISLATIVE CONSULTING SERVICE, 10/1/07 – 10/31/07 | | 3,966.08 |
| BRADLEY CONSULTING GROUP INC | MIS CONSULTING SERVICES, 9/1/07 – 9/30/07 | | 39,500.00 |
| CAFFE BACI | BREAKFAST, TRUSTEE MEETING, 10/18 | 179.59 | |
| | LUNCH, TRUSTEE MEETING, 10/18 | <u>310.48</u> | 490.07 |
| CARRERO, JR., ALBERTO A | REIMBURSE, NCTR CONF., 10/6/07 – 10/10/07, SCOTTSDALE, AZ | 80.15 | |
| | PER DIEM, IFEBP CONF., 11/4/07 – 11/7/07, ANAHEIM, CA | 225.00 | |
| | REIMBURSE, MEETING TRAVEL EXPENSES, 7/1/07 – 9/30/07 | <u>385.00</u> | 690.15 |
| CDW COMPUTER CENTERS INC | QTY 2 – LAPTOP COMPUTERS | 1,920.30 | |
| | LABEL PRINTER | 361.42 | |
| | COMPUTER SUPPLIES | 200.97 | |
| | SERVER & HARDWARE | 5,902.80 | |
| | SERVER & HARDWARE | <u>10,274.20</u> | 18,659.69 |
| CHICAGO MESSENGER SERVICE | DELIVERY SERVICE THRU 10/14 | | 231.40 |
| CHICAGO PRESS CORPORATION | PROCEEDING BOOKLETS, MAY 2007 – JUNE 2007, 2000 COPIES | 7,072.00 | |
| | BUSINESS CARD STOCK | 321.00 | |
| | 2008 OPEN ENROLLMENT BOOKLETS | <u>26,460.00**</u> | 33,853.00 |
| COM ED | ELECTRIC SERVICE, 9/7/07 – 10/6/07, SUITE 2600 | | 1,820.07 |

Administrative Expenses
10/01/07– 10/31/07

| Vendor | Description | Amount |
|---|--|-----------------|
| COSME, JAMES | REIMBURSE, MEETING TRAVEL EXPENSES, 7/1/07 – 9/30/07 | 110.00 |
| CUTTING EDGE DOCUMENT | SHREDDING OF CONFIDENTIAL DATA | 144.00 |
| DAVIS, PEGGY | REIMBURSE, MEETING TRAVEL EXPENSES, 7/1/07 – 9/30/07 | 110.00 |
| DIRECTV | SATELLITE RECEPTION, 10/10/07 – 11/9/07 | 6.67 |
| DS3, LLC | DATA VAULTING SERVICE, 10/1/07 – 10/31/07 | 2,963.99 |
| 55 CHICAGO PARTNERS, LLC | RENT, 10/1/07 – 10/31/07 (SUBLEASE COLLECTED \$22,410.42) | 61,195.35* |
| | REAL ESTATE TAX ESCALATION, 10/1/07 – 10/31/07, SUITE 1300 | 8,407.27 |
| | REAL ESTATE TAX ESCALATION, 10/1/07 – 10/31/07, SUITE 1400 | <u>8,357.28</u> |
| | | 77,959.90 |
| GOLDSTEIN & ASSOCIATES | ACTUARIAL SERVICES, 7/1/07 – 9/30/07 | 11,000.00 |
| HANSON, MARY | REIMBURSE, MEETING TRAVEL EXPENSES, 7/1/07 – 9/30/07 | 165.00 |
| HOLIDAY INN, CHICAGO MART PLAZA | RENTAL, OPEN ENROLLMENT, 10/07 | 11,952.96** |
| HOLLEMAN, MICHELLE | GRAPHICS & DESIGN, NEWSLETTER, FALL 07 | 4,985.00 |
| | GRAPHICS & DESIGN, ELECTION POSTERS | 2,250.00 |
| | GRAPHICS & DESIGN, POSTERS, PENSION REP WORKSHOP, 9/29 | <u>300.00</u> |
| | | 7,535.00 |
| IMAGING OFFICE SYSTEMS, INC. | CONSULTING, IMAGE WORKFLOW PROJECT, 7/17/07 – 7/18/07 | 617.07 |
| | CONSULTING, IMAGE WORKFLOW PROJECT, 9/12/07 – 9/13/07 | <u>1,358.78</u> |
| | | 1,975.85 |
| IMPACT NETWORKING LLC | COPIER | 2,100.30 |
| INSTITUTE FOR INTERNATIONAL RESEARCH | REG., IIR FORUM, 12/7/07 – 12/11/07, SAN FRANCISCO, CA: CARRERO | 1,195.00 |
| INTL BUSINESS MACHINES CORP | BUSINESS CONTINUITY SERVICE, 10/1/07 – 10/31/07 | 2,098.00 |
| JACOBS, BURNS, ORLOVE, STANTON | LEGAL SERVICES, 6/1/07 – 6/30/07 | 2,363.65 |
| | LEGAL SERVICE, 8/1/07 – 8/31/07 | <u>6,244.05</u> |
| | | 8,607.70 |
| KIRKLAND & ELLIS LLP | PENSION LITIGATION, PERIOD ENDING 6/30/07 | 9,591.22 |
| | PENSION LITIGATION PERIOD ENDING 8/31/07 | <u>3,695.35</u> |
| | | 13,286.57 |
| LORMAN EDUCATION SERVICES | REG., DOCUMENT RETENTION & DESTRUCTION SEMINAR, 1/18/08, CHICAGO, IL: HAMBRICK | 329.00 |
| | REG., DOCUMENT RETENTION & DESTRUCTION SEMINAR, 1/18/08, CHICAGO, IL: SHELBY | <u>329.00</u> |
| | | 658.00 |
| LYNCH, ROBIN | MIS CONSULTING SERVICES, 9/1/07 – 9/30/07 | 6,975.00 |
| NATIONAL DATA SRVS CHICAGO | PROCESSING, HEALTH INSURANCE REBATES, 2007 | 4,697.55 |
| | PROCESSING, CHECKS & ADVICES, 9/07 | 3,643.10 |
| | PROCESSING, NEWSLETTER, FALL 2007 | <u>1,638.37</u> |
| | | 9,979.02 |
| NELSON, LOIS | REIMBURSE, MEETING TRAVEL EXPENSES, 7/1/07 – 9/30/07 | 550.00 |

Administrative Expenses
10/01/07– 10/31/07

| Vendor | Description | Amount |
|--------------------------------|---|-----------|
| NEOFUNDS BY NEOPOST | REPLENISHMENT OF POSTAGE | 3,030.00 |
| NORMAN, JACQUELYN | REIMBURSE, OPEN ENROLLMENT, 10/07 | 20.01 |
| OBRILL, JOHN F | REIMBURSE, NCPERS CONF., 7/25/07 – 7/28/07, CAMBRIDGE, MA | 85.43 |
| | REIMBURSE, MEETING TRAVEL EXPENSES, 7/1/07 – 9/30/07 | 455.00 |
| OFFICE CONNECTION | COPIER PAPER | 712.50 |
| | OFFICE SUPPLIES | 3,418.51 |
| OTERO, REINA | REIMBURSE, MEETING TRAVEL EXPENSES, 7/1/07 – 9/30/07 | 288.00 |
| PENSION BENEFIT INFORMATION | QTY 1 – DEATH BENEFIT RETRIEVED | 32.00 |
| PILDITCH, WALTER | REIMBURSE, MEETING TRAVEL EXPENSES, 7/1/07 – 9/30/07 | 275.00 |
| PRINTING PLUS OF ROSELLE, INC. | SUPPLIES, PENSION REP WORKSHOP, 9/29 | 486.00 |
| RADENCIC, FRANCES | REIMBURSE, OPEN ENROLLMENT, 10/07 | 91.90 |
| | REIMBURSE, PENSION REP WORKSHOP, 9/28 | 102.90 |
| RODRIGUEZ, MARIA J. | REIMBURSE, MEETING TRAVEL EXPENSES, 7/1/07 – 9/30/07 | 220.00 |
| SCHIELE GRAPHICS | NEWSLETTERS, FALL 2007 | 9,361.06 |
| SCHURY, MARIANNE | REIMBURSE, OPEN ENROLLMENT, 10/07 | 27.38 |
| SHELBY, SANDRA | TUITION REIMBURSEMENT, 1 CLASS | 1,990.00 |
| SHERATON PARK HOTEL | ACCOM., IFEBP CONF., 11/4/07 – 11/7/07, ANAHEIM, CA: PILDITCH | 687.04 |
| | ACCOM., IFEBP CONF., 11/4/07 – 11/7/07, ANAHEIM, CA: RODRIGUEZ | 514.20 |
| | ACCOM., IFEBP CONF., 11/4/07 – 11/7/07: HANSON | 168.52 |
| SYSTEM PARKING | MONTHLY PARKING, 10/1/07 – 10/31/07, FIELD REPS | 940.00 |
| THE SEGAL COMPANY | GENERAL RETAINER, 2007 | 2,825.75 |
| | GENERAL RETAINER, 2008 | 24,553.75 |
| TRANSUNION | ADDRESS LOCATION USAGE, 8/26/07 – 9/25/07 | 40.00 |
| UNISHIPPERS CHICAGO NEAR N | DELIVERY SERVICE THRU 9/24 | 726.61 |
| UNIVERSITY CENTER | ROOM RENTAL, PENSION REP WORKSHOP, 9/29 | 2,717.50 |
| WARD, JAMES F | REIMBURSE, MEETING TRAVEL EXPENSES, 7/1/07 – 9/30/07 | 605.00 |
| M & J WILKOW, LTD | WORK ORDERS, 10/1/07 – 10/31/07 | 416.48 |
| WILLIAMS, NANCY | REIMBURSE, MEETING TRAVEL EXPENSES, 7/1/07 – 9/30/07 | 307.00 |
| XO COMMUNICATIONS | MONTHLY TELEPHONE SERVICE, 9/27/07 – 10/26/07 | 2,176.54 |

Administrative Expenses
10/01/07– 10/31/07

| Vendor | Description | Amount | | |
|--|---------------------------------------|--------|----------|------------|
| PHYSICIANS, DISABILITY APPLICANTS | | | | |
| ACCESS MEDICAL EVALUATIONS | EVAL & REPORT, J.D. BY DR. STAVRAKOS | 650.00 | | |
| | EVAL & REPORT, B.M. BY DR. UPADHYAY | 650.00 | | |
| | EVAL & REPORT, E.B. BY DR. UPADHYAY | 650.00 | | |
| | EVAL & REPORT, J.C. BY DR. SHROFF | 650.00 | | |
| | EXAM & REPORT, E.B. BY DR. LIM | 650.00 | | |
| | EXAM & REPORT, B.M. BY DR. LIM | 650.00 | | |
| | EXAM & REPORT, C.B. BY DR. LIM | 650.00 | | |
| | EXAM & REPORT, J.D. BY DR. PERLMAN | 650.00 | 5,200.00 | |
| RECORD COPY SERVICES | MEDICAL RECORDS, B.M. BY DR. EDWARD | 69.75 | | |
| | MEDICAL RECORDS, B.M. BY DR. SHAPIRO | 69.75 | | |
| | MEDICAL RECORDS, C.B. BY DR. JOSHI | 155.25 | | |
| | MEDICAL RECORDS, M.O. BY DR. DJURISIC | 135.65 | 430.40 | 5,630.40 |
| | | | | |
| | | | | 329,287.34 |

*AMOUNT COLLECTED VIA SUBLEASE: SUITE 1300 \$14,250.00
SUITE 1400 \$8,160.42

** WILL BE REIMBURSED THROUGH INSURANCE COMPANIES

Chairperson Rodriguez moved the Report of the Committee on Finance and Audit to the omnibus.

REPORT OF THE FINANCIAL SECRETARY

Financial Statement

The Financial Secretary presented herewith a report on the Fund's net assets, changes in net assets, and supporting reports for the twelve months ending June 30, 2007, with the recommendation that they be approved and printed in the proceedings of this meeting.

STATEMENT OF PLAN ASSETS (UNAUDITED)

| | 6/30/2007(adjusted) | 6/30/2006 |
|---|---------------------|------------------|
| ASSETS | | |
| Cash and cash equivalents | \$ 439,470,864 | \$ 418,269,986 |
| Receivables: | | |
| Employer | 7,836,100 | 8,199,590 |
| State of Illinois | 6,273,892 | 6,655,017 |
| Employee | 39,017,551 | 31,738,843 |
| Accrued investment income | 42,543,006 | 39,091,470 |
| Participating teachers' accounts for contributions | 3,781,314 | 3,754,353 |
| Other receivables | 1,358,530 | 1,317,209 |
| | 100,810,393 | 90,756,482 |
| Investments, at fair value: | | |
| Equity | 8,667,368,477 | 7,450,594,648 |
| Bonds | 2,696,170,922 | 2,691,741,585 |
| Real estate | 836,970,146 | 706,998,185 |
| Private equity | 309,264,342 | 259,562,521 |
| | 12,509,773,887 | 11,108,896,939 |
| Prepaid expenses | - | 2,113 |
| Fixed assets | 4,042,960 | 4,620,173 |
| TOTAL ASSETS | 13,054,098,104 | 11,622,545,693 |
| LIABILITIES | | |
| Administrative/accounts payable | 219,960,358 | 194,027,209 |
| TOTAL LIABILITIES | 219,960,358 | 194,027,209 |
| Net assets available for benefits | \$12,834,137,746 | \$11,428,518,484 |

STATEMENT OF CHANGE IN PLAN ASSETS (UNAUDITED)

| | 12 Months Ending 6/30/2007 (adjusted) | 12 Months Ending 6/30/2006 |
|---|--|---------------------------------------|
| ADDITIONS: | | |
| Employer: | | |
| Early Retirement option | \$14,394,328 | \$8,748,223 |
| State of Illinois | 75,286,700 | 74,921,700 |
| CPS contributions | 80,340,000 | 26,350,000 |
| Federal funds | 1,105,936 | 8,850,496 |
| Special leaves | 23,061 | 23,433 |
| Reciprocal collections | 829 | 608 |
| | 171,150,854 | 118,894,460 |
| Employee: | 176,798,849 | 162,314,632 |
| Investment income: | | |
| Interest | 187,244,699 | 177,029,734 |
| Dividends | 156,989,222 | 142,577,238 |
| Securities lending (net) | 6,747,459 | 6,215,679 |
| Realized gains (losses) | 1,105,953,697 | 1,139,516,210 |
| Unrealized gains (losses) | 537,757,316 | (334,666,940) |
| Miscellaneous Investment income | 73,354 | 63,008 |
| | 1,994,765,747 | 1,130,734,929 |
| Miscellaneous Other | 1,923 | 139,509 |
| TOTAL ADDITIONS | 2,342,717,373 | 1,412,083,530 |
| DEDUCTIONS: | | |
| Refunds | 29,854,509 | 30,685,299 |
| Pension benefits | 797,776,955 | 718,487,994 |
| Death benefits | 2,877,183 | 2,618,057 |
| Health insurance rebate | 61,028,841 | 58,279,900 |
| Investment advisory & custodial | 37,125,935 | 32,791,551 |
| Administrative & miscellaneous | 8,434,695 | 8,320,340 |
| TOTAL DEDUCTIONS | 937,098,118 | 851,183,141 |
| NET INCREASE (DECREASE) | 1,405,619,255 | 560,900,389 |
| Net assets available for benefits at beginning of year | 11,428,518,484 | 10,867,618,095 |
| Net assets available for benefits at end of period | \$12,834,137,746 | \$11,428,518,484 |

ADMINISTRATIVE AND INVESTMENT EXPENSE ANALYSIS

| | Unaudited 12 months Ending 6/30/2007 (adjusted) | Budget YE 2007 | | % of Budget to date | Year Ending 6/30/2006 | Year Ending 6/30/2005 |
|--|---|---------------------|----|------------------------|--------------------------|--------------------------|
| Salaries | 3,994,113 | 4,168,816 | 1 | 96% | 3,866,126 | \$3,720,643 |
| Actuary fees | 48,956 | 55,000 | 2 | 89% | 47,500 | 51,500 |
| Audit and Tax | 46,565 | 90,000 | 3 | 52% | 37,500 | 36,000 |
| Consulting Fees | 28,630 | 45,000 | 4 | 64% | 59,000 | 47,200 |
| Document imaging | 22,483 | 26,000 | 6 | 86% | 25,534 | 13,748 |
| Election expense | 178,385 | 170,000 | 7 | 105% | 220,041 | 81,070 |
| Employee's health insurance | 461,990 | 500,000 | 8 | 92% | 633,916 | 931,993 |
| Health insurance consulting | 33,174 | 62,000 | 9 | 54% | 84,323 | 58,250 |
| Insurance premiums | 36,595 | 37,500 | 10 | 98% | 40,918 | 38,193 |
| Legal fees | 222,008 | 350,000 | 11 | 63% | 189,927 | 339,599 |
| Legislative expense | 105,760 | 106,050 | 12 | 100% | 100,724 | 97,179 |
| Maintenance of equipment, systems, software and support | 303,581 | 317,600 | 13 | 96% | 310,030 | 273,776 |
| Medical fees | 59,445 | 60,000 | 14 | 99% | 64,075 | 16,311 |
| Membership dues, conference attendance, etc. | 13,876 | 21,000 | 15 | 66% | 22,910 | 15,126 |
| Office forms and supplies | 36,451 | 40,000 | 16 | 91% | 64,169 | 62,552 |
| Office rent and utilities | 704,629 | 783,600 | 17 | 90% | 832,832 | 775,086 |
| Postage and Delivery | 212,044 | 258,600 | 18 | 82% | 287,649 | 168,753 |
| Printing and binding | 245,947 | 207,200 | 19 | 119% | 177,775 | 153,823 |
| Studies and evaluation | 3,638 | 80,000 | 20 | 5% | 13,701 | 13,840 |
| Temporary staffing – MIS, Mbr. Svcs. | 11,785 | 50,000 | 21 | 24% | 382,668 | 119,447 |
| Trustees' expenses | 128,448 | 125,000 | 22 | 103% | 88,786 | 112,448 |
| Tuition and Training | 29,820 | 100,000 | 23 | 30% | 19,179 | 4,198 |
| Data processing expense | 87,797 | 100,000 | 24 | 88% | – | 39,619 |
| Miscellaneous | 31,831 | 27,000 | 25 | 118% | 213,464 | 31,946 |
| Banking Fees | 17,861 | 36,000 | 26 | 50% | – | – |
| System Consulting | 559,680 | 500,000 | 28 | 112% | – | – |
| Field Services/Pension Rep | 80,620 | 112,600 | 27 | 72% | – | – |
| Total Administrative Budget | \$7,706,112 | 8,428,966 | | 91% | 7,782,747 | 7,202,300 |
| | | 0 | | | 0 | |
| Depreciation - Non Cash Item | 728,583 | | | | 537,593 | 275,371 |
| Total Administrative Budget with Depreciation | \$8,434,695 | \$8,428,966 | | 100% | \$8,320,340 | \$7,477,671 |
| Custodial | 500,000 | 500,000 | | 100% | 477,066 | 631,003 |
| Consulting | 480,000 | 480,000 | | 100% | 500,000 | 369,996 |
| Manager fees | 35,823,483 | 33,000,000 | | 109% | 31,382,071 | 29,021,369 |
| Fees for foreign exchange and real estate | 322,452 | – | | – | 432,415 | 874,759 |
| Total Investment | \$37,125,935 | \$33,980,000 | | 109% | \$32,791,551 | \$30,897,126 |
| Fixed Assets(cost) | 46,837 | 143,000 | | 33% | 103,330 | 551,843 |
| Database (Pension Gold) project | 104,533 | 150,000 | | 70% | 411,192 | 924,208 |
| Total Capital Expenditures | \$ 151,370 | 293,000 | | 52% | 514,522 | 1,476,051 |

INVESTMENT ANALYSIS

JUNE 30, 2007 (FINAL)

| | FAIR VALUE 6/30/2007 | FAIR VALUE 6/30/2006 | FAIR VALUE 6/30/2005 |
|--------------------------|--|--------------------------------|--------------------------------|
| ASSETS | | | |
| EQUITY | 8,667,368,477 | 7,450,594,648 | 7,059,108,127 |
| BONDS | 2,696,170,922 | 2,691,741,585 | 2,739,290,003 |
| REAL ESTATE | 836,970,146 | 706,998,185 | 598,579,471 |
| PRIVATE EQUITY | 309,264,342 | 259,562,521 | 194,107,731 |
| CASH & CASH EQUIVALENT | 439,470,864 | 418,269,986 | 391,242,445 |
| | \$12,949,244,751 | \$11,527,166,925 | \$10,982,327,778 |
| INCOME | | | |
| | Unaudited 12 Months 7/1/06– 6/30/07 | 12 Months 7/1/05– 6/30/2006 | 12 Months 7/1/04– 6/30/2005 |
| DIVIDENDS | 156,989,222 | 142,577,238 | 126,998,253 |
| INTEREST | 187,244,699 | 177,029,734 | 163,217,690 |
| SECURITIES LENDING (NET) | 6,747,459 | 6,215,679 | 3,003,115 |
| NET APPRECIATION | 1,643,711,013 | 804,849,270 | 774,358,259 |
| MISCELLANEOUS INVEST. | 73,354 | 63,008 | 218,150 |
| | \$1,994,765,747 | \$1,130,734,929 | \$1,067,795,467 |

The rate of return for the twelve months period ending June 30, 2007, was 17.7% while the return for the S&P 500 Index and Lehman Aggregate Index was 20.6% and 6.1% respectively.

The Fund had a rate of return of 10.7% for the year ending June 30, 2006, and a 10.8% for the year ending June 30, 2005

Net appreciation for the 12 month ending June 30, 2007, includes \$1.111 million realized gain and unrealized gain of \$.532 million based upon a 17.7% return for the 12 month period.

REPORT OF THE COMMITTEE ON CLAIMS AND SERVICE CREDITS

Application for Pensions

The Committee on Claims and Service Credits reported that applications for pensions are presented for persons, hereinafter listed, with the recommendations that they be approved and granted in the amount and under the conditions set forth herewith.

In the case of each applicant for service and disability pension, the employment of the teacher has terminated, the legally prescribed minimum years of teaching service were completed and requirements with respect to age, the Illinois Retirement Systems Reciprocal Act (if applicable) and the Illinois Pension Code were fulfilled.

In accordance with the provisions of the Illinois Pension Code, each applicant for disability retirement pension was declared by two physicians appointed by the Board to be suffering from a disability which wholly and presumably permanently incapacitates him/her for teaching.

Each applicant for a survivor's or reversionary pension furnished proper evidence of his/her right to receive such benefit.

Optional Service Retirement Pensions 09/01/07 thru 10/31/07

| Name of Member | School or Final Status | 1st Check Date | Years of Service | Effective Date | Annual Pension |
|-----------------------------|------------------------|----------------|------------------|----------------|----------------|
| * AKRIDGE, JOYCE J | O'KEEFFE | 09-04-2007 | 30.13 | 07-08-2007 | 41,506.08 |
| * BAGNOWSKI, GERALD LOUIS | EDGEBROOK | 09-01-2007 | 35.34 | 06-30-2007 | 49,654.32 |
| * BELMONTE- MANN, FRANCES | C- W SPEC SVCS SUP | 09-01-2007 | 33.95 | 08-01-2007 | 63,213.84 |
| * BORDELON, JOYCE | MOOS | 10-01-2007 | 23.38 | 06-30-2007 | 24,876.36 |
| * BRADLEY, CHARLENE PATRICK | CITY WIDE LITERACY | 10-01-2007 | 23.16 | 08-27-2007 | 34,990.44 |
| * BRAMLETTE, JEAN ELIZABETH | HAINES | 10-01-2007 | 46.59 | 08-31-2007 | 48,143.28 |
| * BREASHEARS, JAMES EDWARD | ROBESON H S | 09-04-2007 | 39.63 | 07-08-2007 | 100,037.52 |
| * BRYANT, JANICE | ELLINGTON | 09-04-2007 | 16.58 | 08-29-2007 | 20,824.56 |
| CANDIA, SHEFRONIA JORDAN | SUB POSTAL SERVICE | 09-04-2007 | 20.50 | 08-03-2007 | 27,581.64 |
| CARTER, MARY A | SUB TEACHER POSTAL | 09-04-2007 | 23.23 | 05-13-2007 | 31,364.52 |
| CHRISTENSEN, ANITA VICTORIA | SHERIDAN MAGNET | 09-04-2007 | 15.06 | 07-25-2007 | 20,310.96 |
| * CLARK, HOWARD | MURPHY | 10-01-2007 | 34.04 | 07-02-2007 | 48,164.64 |
| * COLLINS, KATHLEEN MARIE | C- W SPEC SVC IN/A | 10-01-2007 | 33.93 | 06-30-2007 | 48,600.00 |
| * CORCORAN, BARBARA BARKUL | WALSH | 10-01-2007 | 35.43 | 08-14-2007 | 45,000.00 |
| * COVOTSOS, DANIELE | GREEN WENDELL | 10-01-2007 | 20.23 | 06-30-2007 | 28,219.80 |
| * DOUGLAS, RUBY | THORP J N | 09-04-2007 | 20.17 | 06-30-2007 | 26,332.44 |
| * FERRELL, NATHANIEL | C B YORK ALT HS | 09-04-2007 | 33.42 | 07-08-2007 | 54,914.40 |
| * FLEMING, DOROTHY JEAN | DUNBAR VOC H S | 10-01-2007 | 27.55 | 05-10-2007 | 25,456.56 |
| * FOSTER, ODESSA | LATHROP | 10-01-2007 | 33.02 | 06-30-2007 | 46,654.68 |
| FRANKLIN, DORIS | YOUTH CONNECTION C | 09-04-2007 | 5.28 | 07-21-2007 | 6,593.88 |
| * GREER, BETTY | LIBBY | 09-04-2007 | 44.10 | 08-05-2007 | 94,444.80 |
| * HARPER, GARY WILLIAM | JEFFERSON N | 09-04-2007 | 35.33 | 07-08-2007 | 58,982.28 |
| * HARPER, MAXINE LENORA | WENTWORTH | 09-04-2007 | 33.77 | 06-30-2007 | 38,334.48 |
| * HASEGAWA, ELIZABETH ALICE | MATHER H S | 09-01-2007 | 17.89 | 07-28-2007 | 20,092.92 |
| * HENLEY, EDDIE | WHISTLER | 10-01-2007 | 9.29 | 08-24-2007 | 9,380.64 |

Optional Service Retirement Pensions (continued) 09/01/07 thru 10/31/07

| Name of Member | School or Final Status | 1st Check Date | Years of Service | Effective Date | Annual Pension |
|------------------------------|------------------------|----------------|------------------|----------------|----------------|
| * HICKS, ADELINE GERALDINE | HEARST | .09-01-2007 | 8.94 | 08-28-2007 | 11,168.76 |
| * HILL, MARTHA Y | O'TOOLE | .10-01-2007 | 19.30 | 08-29-2007 | 24,592.08 |
| HORTON, JUNE E | O'KEEFFE | .09-04-2007 | 16.57 | 08-29-2007 | 14,610.48 |
| * HOWARD, MELANIE J | WENTWORTH | .09-04-2007 | 37.91 | 08-01-2007 | 49,135.20 |
| * HULTMAN-GREEN, BARBARA JA | WEBSTER | .09-04-2007 | 5.99 | 07-19-2007 | 6,498.00 |
| * HUNT, HENRY EUGENE | WELLS HS | .09-04-2007 | 23.85 | 06-30-2007 | 25,531.44 |
| * KOZIOL, PATRICIA ANN | MADERO MIDDLE | .10-01-2007 | 29.08 | 07-08-2007 | 41,667.48 |
| KWAK, JOSEPH E | SUB TEACHER POSTAL | .10-01-2007 | 13.06 | 10-31-2006 | 15,140.76 |
| * LABRANCHE, YOLANDA DIANA | BASS | .10-01-2007 | 39.31 | 08-28-2007 | 48,164.64 |
| * LAHN, ROSEMARY JEANNE | PRUSSING | .10-01-2007 | 20.02 | 06-30-2007 | 30,771.72 |
| * LEFEBER, JUDITH N | ORIOLE PARK | .09-04-2007 | 14.61 | 07-23-2007 | 12,523.56 |
| LEVI, ABDI BEN | PERS-SALARY ADMINS | .10-01-2007 | 23.84 | 10-15-2006 | 39,752.04 |
| * LUFTIG, MERLE BETH | HAMILTON | .09-01-2007 | 38.28 | 08-13-2007 | 46,961.52 |
| * MATTHEWS, GRACE ANNETTE | DUMAS | .09-04-2007 | 21.72 | 08-18-2007 | 31,656.00 |
| * MCCARTHY, JO ANNE | CLARK MIDDLE | .10-01-2007 | 10.25 | 08-24-2007 | 12,805.44 |
| * MCDONALD, SIDNEY MEREDITH | MANN | .10-01-2007 | 17.06 | 09-16-2007 | 22,784.28 |
| * MCFARLAND, PORTIA | SCHOOL OF TECH | .10-01-2007 | 34.92 | 08-31-2007 | 63,551.76 |
| * MILLER, ALYCE | LEWIS | .10-01-2007 | 15.75 | 08-25-2007 | 20,636.64 |
| MURRY-JENNINGS, MARGARET | SUB TEACHER POSTAL | .09-04-2007 | 26.18 | 07-14-2007 | 15,980.88 |
| NEUSTADT, ROBIN G | FORMER TEACHER | .09-04-2007 | 22.27 | 01-08-2007 | 17,061.60 |
| * OGUNDIPE, KATHLEEN JOAN | AUSTIN COMM H S | .09-01-2007 | 35.33 | 06-30-2007 | 52,992.36 |
| * PALMER, PATRICIA ANN | MORRILL | .09-06-2007 | 34.95 | 06-30-2007 | 50,105.40 |
| * PAMON, DONCELLA | STAGG | .09-04-2007 | 34.42 | 07-08-2007 | 72,031.56 |
| * PASNIK, SUSAN SOPHIA | JUAREZ COMM ACAD | .09-04-2007 | 20.37 | 06-30-2007 | 22,630.20 |
| * PASS, GWENDOLYN | AVONDALE | .10-01-2007 | 36.74 | 09-01-2007 | 53,463.36 |
| PATTERSON, GLORIA J | PIRIE | .09-04-2007 | 28.37 | 08-22-2007 | 27,827.88 |
| * PEREZ, GUADALUPE | TWAIN | .10-01-2007 | 34.08 | 06-30-2007 | 50,907.48 |
| * PETERSON, PRUDENCE JO | WARD LAURA | .09-04-2007 | 35.41 | 06-30-2007 | 49,589.88 |
| PILTZ, MARTIN | SUB TEACHER POSTAL | .10-01-2007 | 15.25 | 09-02-2007 | 9,930.24 |
| * PORN, DALE RUSSELL | JOHNS ACADEMY | .09-04-2007 | 37.29 | 06-30-2007 | 49,415.16 |
| * PRECIADO, WILMA | C-W EDUC GENERAL | .09-01-2007 | 8.35 | 06-30-2007 | 8,763.72 |
| * PUCKELWARTZ, ROSEMARY | LYON | .10-01-2007 | 34.49 | 06-30-2007 | 53,024.28 |
| * ROBERTS, CAROLYN HANSON | KENWOOD ACAD H S | .10-01-2007 | 40.63 | 08-22-2007 | 57,202.44 |
| * ROBINSON, ELEANOR LILLIAN | HERBERT | .09-04-2007 | 19.69 | 06-30-2007 | 27,188.64 |
| * SAVITZSKY, DONNA RAE | GARVY | .10-01-2007 | 34.82 | 08-21-2007 | 53,670.24 |
| SHEPHERD, MARY A | RICHARDS CAR ACAD | .09-04-2007 | 9.71 | 07-26-2007 | 5,939.04 |
| * SMITH, CARNETT ELISE | C-W EDUC GENERAL | .09-04-2007 | 11.00 | 08-11-2007 | 5,690.04 |
| * SMITH, ELIZABETH | PARKMAN | .10-01-2007 | 36.28 | 06-30-2007 | 51,624.96 |
| * SMITH, LOWELL GREGORY | COLES | .10-01-2007 | 26.31 | 10-01-2007 | 33,271.80 |
| * STANFORD-LEAK, MARJA | CITY WIDE LITERACY | .09-04-2007 | 35.00 | 08-01-2007 | 60,644.28 |
| * THOMAS, REGINALD | GOUDY | .09-04-2007 | 26.83 | 06-30-2007 | 26,576.52 |
| * TRAINER-GRANT, JACQUELYN R | MARSHALL METRO H | .10-01-2007 | 35.84 | 08-07-2007 | 49,379.52 |
| * VAN LEISHOUT, KATHLEEN AN | KELVYN PARK H S | .10-01-2007 | 34.08 | 06-30-2007 | 48,164.64 |
| * WHITE, WILLIAM CLINTON | HOWE | .10-01-2007 | 21.35 | 08-30-2007 | 27,240.72 |
| * WIEMANN, RUTHMARIE A | HITCH | .10-01-2007 | 43.31 | 09-04-2007 | 52,612.80 |
| * WILLIAMS, REGINALD WADE | C-W SPEC SVCS SUP | .09-04-2007 | 36.84 | 08-19-2007 | 63,047.04 |

Count of Optional Retirement Pensions: 71

Total Optional Retirement Pensions:

2,627,603.52

Average Pension:

37,008.50

Average Service Years:

26.71

* Denotes preliminary pension

Disability Retirement Pensions 09/01/07 thru 10/31/07

| Name of Member | School or Final Status | 1st Check Date | Years of Service | Effective Date | Annual Pension |
|---|-----------------------------------|----------------|------------------|----------------|-------------------|
| EASLEY, SHEILA H | JMS. WELDON JOHNSON | 10-01-2007 | 28.53 | 04-30-2004 | 40,882.92 |
| HUGHES, EDDIE | FOREMAN H S | 09-01-2007 | 18.08 | 07-20-2007 | 27,006.72 |
| WHEELER, ELAYNE | DOUGLASS ACADEMY | 09-04-2007 | 30.79 | 07-09-2006 | 47,740.80 |
| Count of Disability Retirement Pensions: 3 | Total Disability Pensions: | | | | 115,630.44 |
| | Average Pension: | | | | 38,543.48 |
| | Average Service Years: | | | | 25.80 |

Reciprocal Retirement Pensions 09/01/07 thru 10/31/07

| Name of Member | School or Final Status | 1st Check Date | Years of Service | Effective Date | Annual Pension |
|-----------------------|------------------------|----------------|------------------|----------------|----------------|
| * AGUILAR, SANDRA M | REILLY | 10-01-2007 | 31.38 | 06-30-2007 | 41,387.28 |
| ALLMAN, ESTHER M | FORMER MEMBER | 10-01-2007 | 5.34 | 05-31-2007 | 8,619.12 |
| BAIOCCHI, JUDITH A | FORMER MEMBER | 09-04-2007 | 7.60 | 06-14-2007 | 21,246.72 |
| BEDA, RONALD S | SCHOOLS & REGIONS | 10-01-2007 | 26.08 | 06-12-2007 | 43,334.28 |
| BERGER, JOAN | | 09-04-2007 | 2.80 | 06-16-2007 | 6,340.92 |
| BOXER, FREDA | MAY COMM ACAD | 10-01-2007 | 13.10 | 06-08-2007 | 24,543.72 |
| BROWN, THOMAS G | FORMER MEMBER | 10-01-2007 | 9.88 | 07-01-2007 | 9,499.92 |
| BULLOCK, CHERYL J | MARQUETTE, JAMES | 09-04-2007 | 19.26 | 09-01-2006 | 20,391.60 |
| CECH, KATHLEEN C | PEIRCE | 09-04-2007 | 1.00 | 07-01-2007 | 450.24 |
| CHAPLIK, ELYNNE | FORMER MEMBER | 09-01-2007 | 2.10 | 06-01-2007 | 4,918.92 |
| CLEVERDON, MARY L | REAVIS | 09-04-2007 | 1.60 | 07-01-2007 | 1,779.72 |
| CONDON, DENNIS J | SUB POSTAL TEACHER | 09-04-2007 | 1.65 | 06-30-2007 | 2,926.08 |
| D'AMORE, VIOLA L | LOWELL | 10-01-2007 | 2.55 | 06-16-2007 | 5,347.08 |
| * DAVIS, ANNIE L | LEWIS | 09-01-2007 | 30.48 | 06-30-2007 | 45,620.04 |
| DAVIS, J D | SUB TEACHER POSTAL | 10-01-2007 | 4.95 | 06-01-2007 | 7,636.92 |
| DOODY, KENNETH M | VON STEUBEN METRO | 10-01-2007 | 10.44 | 06-09-2007 | 20,306.76 |
| DUNKIN, ORPAH R | MANN | 10-01-2007 | 0.82 | 05-02-2007 | 938.52 |
| FREEMAN, KAREN A | SPECIAL SVCS ADMI | 09-04-2007 | 3.03 | 06-06-2007 | 6,347.04 |
| GALLERY, KATHLEEN A | SUB TEACHER POSTAL | 10-01-2007 | 1.15 | 06-30-2007 | 353.28 |
| * GARDLEY, CHARMAINE | BC- W SPEC SVCS SUP | 09-01-2007 | 13.31 | 08-31-2007 | 20,935.32 |
| GEORGE, CYNTHIA S | FORMER TEACHER | 09-04-2007 | 1.93 | 06-30-2007 | 3,974.40 |
| GLEASON PISANO, AGNES | MARSHALL HIGH | 09-04-2007 | 2.00 | 05-31-2007 | 3,321.84 |
| GREENFIELD, KAREN L | DRAKE | 09-04-2007 | 3.13 | 06-10-2007 | 3,630.84 |
| GROSSMAN, DOROTHY | SUB POSTAL TEACHER | 09-04-2007 | 2.88 | 06-02-2007 | 4,113.96 |
| HALPIN, MARILEE F | LLOYD | 09-04-2007 | 6.21 | 06-08-2007 | 9,766.56 |
| HILDEBRAND, ALEXAND | HOLDEN | 09-01-2007 | 11.90 | 06-05-2007 | 26,259.36 |
| HIRSHEIMER, BARBARA | SHERIDAN MAGNET | 10-01-2007 | 6.25 | 07-01-2007 | 2,398.20 |
| * HOLLOWAY, GLADYS | LOUHUGHES C E | 09-04-2007 | 32.46 | 06-30-2007 | 44,586.60 |
| JANIA, SUSAN G | HURLEY | 09-04-2007 | 30.78 | 06-30-2007 | 62,064.12 |
| JOSEPH, VIVIAN H | SUDER | 09-04-2007 | 5.40 | 06-12-2007 | 7,863.24 |
| KERNAGHAN, SANDRA J | ESMOND | 09-04-2007 | 9.15 | 06-07-2007 | 18,132.72 |
| KNOX, MIRRIAM F | HAMMOND | 09-04-2007 | 14.17 | 06-09-2007 | 23,536.08 |
| KOLECKE, PATRICIA D | CARVER MIDDLE | 09-04-2007 | 30.50 | 08-09-2007 | 35,493.12 |
| KRAJECKI, CONSTANCE | LLOYD | 10-01-2007 | 11.70 | 06-05-2007 | 16,831.20 |
| KUS, BENEDICT J | FORMER MEMBER | 10-01-2007 | 3.10 | 05-31-2007 | 6,608.88 |
| LARSON, THOMAS K | HLTH,PE,REC & SFTY | 09-04-2007 | 19.11 | 07-01-2007 | 25,550.28 |
| LASKEY, BETTY Z | LEMOYNE | 09-04-2007 | 6.85 | 06-09-2007 | 13,979.88 |
| LENDWAY, ANITA M | STEINMETZ | 09-04-2007 | 11.15 | 06-01-2007 | 23,325.96 |
| LEVINE, DONNA H | SUB POSTAL TEACHER | 09-04-2007 | 2.55 | 06-08-2007 | 3,281.64 |
| LIVATINO, FRANCINE T | CLEVELAND | 09-04-2007 | 15.73 | 06-08-2007 | 28,782.36 |

| | | | | | |
|--------------------------|--------------------------|-----------------|-------|------------|-----------|
| MACHABANSKI, ELSA |GOETHE |10-01-2007 | 10.06 | 06-08-2007 | 13,457.88 |
| MARDIS, HELEN L |ANDERSEN COMM ACA |09-04-2007 | 19.26 | 06-30-2007 | 64,817.64 |
| MCBRIDE, SUSAN L |CHICAGO DISCOVERY |10-01-2007 | 9.25 | 09-15-2007 | 12,278.76 |
| MCDONALD, MARY K |TERRELL |09-04-2007 | 2.00 | 06-30-2007 | 3,006.60 |
| * MOSCATO, SHIRLEY S |STAGG |10-01-2007 | 23.63 | 06-30-2007 | 29,533.32 |
| | | | | | |
| NELSON, BRUCE J |SOUTH SHORE |09-04-2007 | 19.26 | 06-02-2007 | 35,122.08 |
| PAPAJANI, JANET |DIVISION OF SPEECH |10-01-2007 | 8.05 | 06-01-2007 | 9,996.48 |
| PAUL, ILEENE K |PRESCOTT |09-04-2007 | 4.35 | 06-29-2007 | 15,196.44 |
| PETERS, PAMELA L |ESMOND |09-04-2007 | 8.05 | 06-15-2007 | 11,189.16 |
| POWITZ, BONITA L |CAMERON |09-04-2007 | 10.90 | 06-12-2007 | 21,154.44 |
| | | | | | |
| PRICE, KATHLEEN L |GRANT |09-04-2007 | 4.55 | 06-09-2007 | 6,027.00 |
| RAGEB, LINDA J |LEMOYNE |10-01-2007 | 14.79 | 06-30-2007 | 38,435.40 |
| * ROBINSON, BARBARA JE |DULLES |09-04-2007 | 21.41 | 06-30-2007 | 25,782.48 |
| SALAZAR, ANITA M |SUB POSTAL TEACHER |10-01-2007 | 2.50 | 09-27-2007 | 2,278.32 |
| SCHNEIDER, PHYLLIS |CALDWELL |09-04-2007 | 5.05 | 07-01-2007 | 3,159.72 |
| | | | | | |
| SHEEHAN, NANCY J |DUSABLE H.S. |09-04-2007 | 16.29 | 08-19-2007 | 53,209.44 |
| * SMITH, ROBERT E |CRANE TECH H S |10-01-2007 | 11.52 | 06-30-2007 | 19,082.88 |
| SNYDER, ELIZABETH A |KEY |09-01-2007 | 19.33 | 05-31-2007 | 19,309.20 |
| * SOMDAY, JAMES |BENJAMSCH & COMM RE |09-01-2007 | 10.38 | 07-08-2007 | 19,769.16 |
| SPIRRISON, CONRAD |BUDLONG |09-04-2007 | 9.60 | 06-30-2007 | 16,906.20 |
| | | | | | |
| STEVENS, KATHLEEN A |FORMER TEACHER |09-04-2007 | 1.00 | 06-15-2007 | 1,658.16 |
| * TZIRIMIS, NICOLA'S JUA |GILLESPIE |10-01-2007 | 6.29 | 08-29-2007 | 7,170.24 |
| * VALENCIA, MARIETTA |AMUNDSEN H S |10-01-2007 | 13.00 | 06-30-2007 | 20,323.92 |
| VANDEVIER, ROBERTA J |WICKER PK |10-01-2007 | 23.58 | 06-30-2007 | 46,860.48 |
| WEISMAN, STEVEN P |FORMER TEACHER |09-04-2007 | 1.84 | 06-09-2007 | 2,780.88 |
| | | | | | |
| WEST, CATHERINE J |MORGAN |10-01-2007 | 8.12 | 01-01-2005 | 15,453.36 |
| WRIGHT, JUDITH A |MATHER |10-01-2007 | 2.00 | 05-26-2007 | 3,265.80 |

Count of Reciprocal Retirement Pensions: 67 Total Reciprocal Retirement Pensions: 1,173,650.16
Average Pension: 17,517.17
Average Service Years: 10.47

* Denotes preliminary pension

Survivors' Pensions 09/01/07 thru 10/31/07

| Name of Member | 1st Check Date | Years of Service | Effective Date | Annual Pension |
|--------------------------------|-------------------|---------------------|-------------------|-------------------|
| BELL, NELLIE L |09-04-2007 | 38.00 | 06-01-2007 | 26,373.60 |
| (WIFE OF HOWARD BELL) | | | | |
| BERNERO, JUNE K |09-04-2007 | 38.00 | 06-01-2007 | 38,844.96 |
| (WIFE OF JAMES BERNERO) | | | | |
| BIBB, GAIL |09-01-2007 | 21.63 | 05-10-2007 | 6,569.64 |
| (WIFE OF GREGORY JOHNSON BIBB) | | | | |
| BOBUS, MILDRED W |10-01-2007 | 35.90 | 08-01-2007 | 23,292.00 |
| (WIFE OF MILTON S BOBUS) | | | | |
| CAREY, SUZANNE F |10-01-2007 | 1.00 | 06-01-2007 | 223.08 |
| (WIFE OF ROBERT C CAREY) | | | | |
| | | | | |
| CARROLL, MAUREEN F |09-04-2007 | 26.00 | 02-01-2007 | 16,160.04 |
| (WIFE OF CHARLES E CARROLL) | | | | |
| CRNJAK, DANIEL |09-01-2007 | 6.26 | 08-01-2007 | 4,800.00 |
| (HUSBAND OF ROSEMARY CRNJAK) | | | | |
| EVANS, FRANCIS R |09-04-2007 | 41.20 | 08-01-2007 | 25,457.04 |
| (HUSBAND OF LINNIE M EVANS) | | | | |
| FILERMAN, SUSAN |10-01-2007 | 29.60 | 07-24-2007 | 18,353.88 |
| (WIFE OF HERBERT I FILERMAN) | | | | |
| GROFMAN, GERALD |09-04-2007 | 30.70 | 07-01-2007 | 16,359.00 |
| (HUSBAND OF ILENE GROFMAN) | | | | |

Survivors' Pensions (Continued) 09/01/07 thru 10/31/07

| Name of Member | 1st Check Date | Years of Service | Effective Date | Annual Pension |
|---|-----------------------|-----------------------------------|-----------------------|-----------------------|
| KENNERLY, BENJAMIN F (HUSBAND OF AUGUSTINE C KENNERLY) | 10-01-2007 | 36.70 | 09-01-2007 | 23,845.68 |
| LEONARDI, LARRY A (HUSBAND OF MARY P LEONARDI) | 10-01-2007 | 35.00 | 09-12-2007 | 23,430.12 |
| LYNCH, PATRICK L (SON OF JANICE MARIE BYRD) | 10-01-2007 | 31.98 | 01-01-2007 | 21,376.20 |
| MYERS, MURIEL A (WIFE OF ROBERT C MYERS) | 09-04-2007 | 35.30 | 06-01-2007 | 22,778.52 |
| NOVAK, HELEN E (WIFE OF DANIEL F NOVAK) | 10-01-2007 | 29.30 | 08-01-2007 | 17,522.76 |
| ORENSTEIN, MYRNA S. (WIFE OF ALBERT ORENSTEIN) | 10-01-2007 | 38.60 | 08-01-2007 | 36,567.72 |
| ROSEN, ALAN R. (HUSBAND OF BARBARA J ROSEN) | 09-01-2007 | 2.10 | 08-01-2007 | 2,186.04 |
| ROTH, CONSTANCE K. (WIFE OF JAMES E ROTH) | 09-01-2007 | 3.50 | 07-01-2007 | 1,192.08 |
| SAVIT, JOSEPH (HUSBAND OF ESTHER SAVIT) | 10-01-2007 | 2.90 | 09-01-2007 | 1,585.20 |
| SCHNETTLER, RITA M. (WIFE OF RICHARD P SCHNETTLER) | 09-04-2007 | 37.20 | 08-01-2007 | 37,852.92 |
| SHEA, THERESE M (WIFE OF EDWARD W SHEA) | 10-01-2007 | 38.00 | 08-01-2007 | 21,898.68 |
| WACHALA, RAYMOND J (HUSBAND OF MARY R WACHALA) | 10-01-2007 | 6.60 | 07-01-2007 | 3,447.48 |
| YARBROUGH, MURIEL R (WIFE OF MURVAN YARBROUGH) | 10-01-2007 | 38.20 | 05-01-2007 | 30,863.04 |
| Count of Survivors' Pensions: 23 | | Total Survivors' Pensions: | | 420,979.68 |
| | | Average Pension: | | 18,303.46 |
| | | Average Service Years: | | 26.25 |

Reversionary Pensions 09/01/07 thru 10/31/07

| Name of Member | 1st Check Date | Years of Service | Effective Date | Annual Pension |
|---|-----------------------|-------------------------------------|-----------------------|-----------------------|
| SCHNETTLER, RITA M. (WIFE OF RICHARD P SCHNETTLER) | 09-04-2007 | 37.20 | 08-01-2007 | 24,000.00 |
| VINCENT, CAROL W. (DAUGHTER OF ROSE WYSUP) | 09-01-2007 | 20.10 | 03-01-2007 | 600.00 |
| Count of Reversionary Pensions: 2 | | Total Reversionary Pensions: | | 24,600.00 |
| | | Average Pension: | | 12,300.00 |
| | | Average Service Years: | | 28.65 |

Summary of Pensions Granted 09/01/07 – 10/31/07

| Type of Pension | At this meeting | Total Approved this Fiscal Year |
|---|------------------------|--|
| Optional service retirement pensions. | 71 | 1,567 |
| Reciprocal service retirement pensions. | 67 | 220 |
| Disability retirement pensions | 3 | 11 |
| Duty Disability retirement pensions | 0 | 0 |
| Survivors pensions. | 23 | 54 |
| Reversionary pensions | 2 | 2 |

Cancellation of Pensions

The Committee on Claims and Service Credits reported that pursuant to the law, the pension of the following persons were cancelled upon the date of attainment of legal age. The Committee recommended that the cancellations shown below be confirmed and reported in the proceedings of this meeting.

09/01/07 thru 10/31/07

| Name | Reason | Type of Pension | Rate of Pension | Date Cancelled |
|-------------------|------------------------|------------------------|------------------------|-----------------------|
| BOWEN YUSEF | Exceed Age Limit | Survivorship – Step | 200.0009– | 30– 2007 |
| RAMSEY ERIK | Exceed Age Limit | Survivorship – Step | 1,925.9509– | 30– 2007 |

Count of Cancelled Pensions: 2

Death Benefits

The Committee on Claims and Service Credits reported that documents pertaining to claims for death benefits were examined and verified, and recommended approval.

In support of these claims, the Committee reported that death benefits were for persons whose dates of death were certified and whose heirs, beneficiaries, administrators or executors furnished proper evidence to receive such payments.

09/01/07 thru 10/31/07

Single Payment of Death Benefit

| DECEASED | BENEFICIARY | |
|------------------------|------------------------------------|-----------|
| ALKARAKI, MAUREEN A | SALAMEH F. ALKARAKI | 10,000.00 |
| ANTHONY, OTHO | MARY A ANTHONY | 5,000.00 |
| AVEZUELA, AMERICA R | IRMA C. DAVILA | 5,000.00 |
| BARBERO, CLAUDIA C | PETER C. BARBERO | 2,500.00 |
| | MARGARET A. SMITH | 2,500.00 |
| BARRON, NATALIE | ROBIN M. HOFFER | 2,500.00 |
| BENDITZSON, RUTH J | DAVID JEROME BENDITZSON, M.D. | 5,000.00 |
| BLAKE, HELENE K | ESTATE OF HELEN K. BLAKE | 5,000.00 |
| BLAYLOCK, SYLVESTER | GLORIA JEAN BLAYLOCK | 1,450.00 |
| | TAYLOR FUNERAL HOME, LTD. | 8,550.00 |
| BOBUS, MILTON S | MILDRED W BOBUS | 5,000.00 |
| BRAZIER, MARY M | LEROY W BRAZIER | 5,000.00 |
| BRINTON, JUDITH C | DAVID H. BRINTON | 2,000.00 |
| | THOMAS BRINTON | 2,000.00 |
| BROWN, ANN M | EARNESTINE WEBSTER | 5,000.00 |
| BROWN, WYNONA | RUSSELL BROWN | 4,000.00 |
| | VICTOR L. BROWN | 4,000.00 |
| | LAWRENCE A. BROWN | 2,000.00 |
| BROWNSTEIN, HAROLD | WILLIAM R BROWNSTEIN | 5,000.00 |
| BURKE, ROSE M | JOSEPHINE BURKE | 5,000.00 |
| CAMPBELL, BLONZELLA C | JOSEPH K. CAMPBELL | 5,000.00 |
| CAREY, ANNE L | GEORGENE MANNION | 2,500.00 |
| | MARY DENISE ZAGARIELLO | 2,500.00 |
| CARRASCO, MIGUEL ANGEL | BARR FUNERAL HOME | 5,250.00 |

| | | |
|------------------------|-------------------------------------|----------|
| CHAPMAN, JOSEPHINE | LEO CHAPMAN | 1,250.00 |
| COSTELLO, MARY K | JAMES P. COSTELLO | 5,000.00 |
| DAVIS, ANGELINE | DARRYL DAVIS | 5,000.00 |
| DODGE, ROBERT | ESTATE OF ROBERT DODGE | 5,000.00 |
| DUFFEY, JOHN R | BEVERLY ALTES | 5,000.00 |
| DUNPHY, RUTHANNE S | MARGERY F. CONFORTI | 5,000.00 |
| EISENSTADT, ANN | PAUL DANIEL DANISH | 5,000.00 |
| ELLIS, MAIZIE R | LEO ELLIS | 5,000.00 |
| EWING, MARY M | PATRICIA C. PRENDERGAST | 2,500.00 |
| | JENNIFER EWING | 2,500.00 |
| FINLEY, LULA E | CHALONE E. FINLEY | 1,250.00 |
| | CHAVONNE M. FINLEY | 1,250.00 |
| | CHAVRONE J. FINLEY | 1,250.00 |
| | LACHANDA B. FINLEY | 1,250.00 |
| FOX, LAURA P | REGINA D. ROZZOLO | 5,000.00 |
| FOX, MARY | JERRY M. FOX | 2,500.00 |
| | SISTER MARY SEAN FOX | 2,500.00 |
| FRYISON, BRENDA | CHRISTOPHER E. FRYISON | 2,500.00 |
| | MARK FRYISON | 2,500.00 |
| GREENFIELD, MARILYNN | JACK R. GREENFIELD | 5,000.00 |
| HALEY, JOHN B | JOSEPH V. HALEY, C.M. | 5,000.00 |
| HANSON, EDNA L | DONALD L. HANSON | 1,666.66 |
| | LINDA LUCILLE MONAHAN | 1,666.67 |
| HARRIS, BERNADETTE | KAREN DOYLE | 2,500.00 |
| | STEPHEN D. HARRIS | 2,500.00 |
| HAYES, JOYCE K | JANAY K HAYES | 2,500.00 |
| | HAROLD C HAYES | 2,500.00 |
| HAYES, JULIE P | CARL W. HAYES | 5,000.00 |
| HORWICH, GERTRUDE | STEPHEN C. HORWICH | 5,000.00 |
| JOHANSEN, LORRAINE | ANNE BERGIN | 2,500.00 |
| KARABATSOS, ANGELO | HELEN SEARLE | 5,000.00 |
| KEENE, ROSEMARY C | JANICE K. SNYDER | 5,000.00 |
| KENNERLY, AUGUSTINE C | BENJAMIN F KENNERLY | 5,000.00 |
| LAUDENSLAGER, PAULINE | CAROL ANN LAUDENSLAGER | 5,000.00 |
| LENARD, VERONICA J | ESTATE OF VERONICA LENARD | 5,000.00 |
| LEONARDI, MARY P | LARRY A LEONARDI | 5,000.00 |
| LEVIN, JACOB L | BETTY ANN LEVIN | 5,000.00 |
| LUKAS, LINDA L | RONALD L LUKAS | 5,000.00 |
| MAGINE, HELEN M | JAMES M. MAGINE | 2,500.00 |
| | PETER E. MAGINE | 2,500.00 |
| MAUERSBERGER, YUDITA C | PAUL DIETER MAUERSBERGER | 5,000.00 |
| MCCELLIOTT, MARIE E | JOAN M. MCELLIGOTT | 2,500.00 |
| | JOHN J. MCELLIGOTT | 2,500.00 |
| MCVAY, SAM C | CAROLYN JANET MCVAY | 5,000.00 |
| METCOFF, ROCHELLE | ESTATE/ROCHELLE METCOFF | 5,000.00 |
| MICHUDA, LORETTA C | LEO S. MICHUDA | 5,000.00 |
| MILLER, JOAN D | AGNES MILLER JEND | 5,000.00 |
| NEEDHAM, LORETTA A | DONALD M. NEEDHAM | 1,250.00 |
| | JAMES E. NEEDHAM | 1,250.00 |
| | ROBERT JAMES NEEDHAM | 1,250.00 |

| | | |
|-------------------------------------|--------------------------|------------------|
| O'CONNOR, MARY M | MARY JOAN O'CONNOR | 5,000.00 |
| ORENSTEIN, ALBERT | MYRNA S. ORENSTEIN | 5,000.00 |
| PEOPLES, JAMES Y | CEDRIC G. PEOPLES | 2,500.00 |
| | DOROTHY PEOPLES | 2,500.00 |
| PILGRAM, THEODORE F | LAURA PIWOWARSKI | 2,500.00 |
| | LOUIS A. GOTTRICH | 2,500.00 |
| POSNER, JOHN A | HAROLD POSNER, JR. | 5,000.00 |
| POWERS, THOMAS J | MARIANNE F POWERS | 5,000.00 |
| RAPF, JOE | ESTATE OF JOE RAPF | 5,000.00 |
| REISINGER, ROBERT G | PHILIP J. REISINGER | 5,000.00 |
| ROSENBLATT, INA W | ESTATE OF INA ROSENBLATT | 5,000.00 |
| RUTZKY, ANITA R | ALDORA RUTZKY | 5,000.00 |
| SAMPSON BROWN, PATRICIA KATHLEEN | TERI SAMPSON | 5,000.00 |
| SAVIT, ESTHER | JOSEPH SAVIT | 5,000.00 |
| SHEA, EDWARD W | THERESE M SHEA | 5,000.00 |
| SIEGEL, BETTY B | RICHARD SIEGEL | 833.35 |
| | CHARLES W. SIEGEL | 833.35 |
| | JOHN P. SIEGEL | 833.35 |
| | RAYMOND J. SIEGEL | 833.30 |
| | ROBERT C. SIEGEL | 833.30 |
| | MARY BETH SIEGEL- GLICK | 833.35 |
| SMALL, ROSEMARY G | ROSEMARY SMALL | 2,500.00 |
| | JOAN M PAPP | 2,500.00 |
| SONSINI, MARGARET | CARRIE HUTTON | 2,500.00 |
| | EDIE FATLAND | 2,500.00 |
| STELLOH, BETTY M | JAMES B. PETERSON | 2,500.00 |
| | JEFFREY A. STELLOH | 2,500.00 |
| STEPHENS, EDNA R | MILAS S. STEPHENS | 5,000.00 |
| STERLING, ALBERT | PRINCIE L STERLING | 1,666.67 |
| STUELAND, BOYD R | POLLY CAROL ZEIBERT | 5,000.00 |
| SULLIVAN, JOHN F | JEAN PHILLIPS | 5,000.00 |
| SUTTON, JULIUS O | JANEE L. SUTTON | 5,000.00 |
| TAYLOR, PRISCILLA D | MARY ALICE BASS | 2,500.00 |
| | GERALDINE GIST | 2,500.00 |
| TRENT, HENRY W | LANETTA N. TRENT | 5,000.00 |
| WALLS, BONNIE JEAN | FRANCINE R WALLS | 4,000.00 |
| | FAITH L WALLS | 4,000.00 |
| WEAVER, LUCILLE H | ANTHONY S WEAVER | 5,000.00 |
| WISE, JESSIE P | KEEVIN WISE | 1,666.66 |
| | LEONARD WISE, JR. | 1,666.67 |
| | KENNETH EARL WISE | 1,666.67 |
| YARBROUGH, MURVAN | DEIDRA Y. YARBROUGH | 1,666.66 |
| | SHERI LYNN YARBROUGH | 1,666.67 |
| | | <hr/> 415,583.33 |

Refund Of Contributions**DECEASED**

BLEZIEN, STEPHEN J
CAMPBELL, PEGGY ANN

BENEFICIARY

MICHAEL BLEZIEN236.56
CORBIN COLONIAL FUNERAL HOME9,920.22
JOHN P. CAMPBELL13,853.28
PATRICIA CAMPBELL13,853.29
WILLIE L. CAMPBELL13,853.29

| | | |
|----------------------|-------------------------|------------|
| COSEY, EMMETT JOHN | JEANETTE D COSEY | 96.00 |
| GUEST, MARK J | CAROL ANN GUEST | 72.72 |
| | JOHN GUEST | 72.71 |
| HOBIN, JAMES PATRICK | ESTATE OF JAMES P HOBIN | 60,660.33 |
| LYMAN, ALETHIA M | JILL D LYMAN BRACKO | 1,394.03 |
| THOMPSON, PAMELA S | WILLIAM MYERS | 15,420.81 |
| WALLS, BONNIE JEAN | FRANCINE R WALLS | 9,529.44 |
| | FAITH L WALLS | 9,529.44 |
| ZOOCHI, LAWRENCE M | CHARLES E. ZOOCHI | 13,339.50 |
| | MARY ANN ZOOCHI | 13,339.48 |
| | | <hr/> |
| | | 175,171.10 |

Combined Death Benefit

DECEASED

| |
|-------------------------|
| APPELT, RYAN R |
| BANKS, KENNETH |
| BIBB, GREGORY JOHNSON |
| BRACKEN, JAMIE ROSZINE |
| DANIELS- PAGE, |
| MILDRED KAREN |
| DILLARD, JANNIFER MARIE |
| KARIKARI, BERNADINE |
| LERNER, RONA LYNN |
| MAHER, NOREEN MARIE |
| OCONNELL, TIMOTHY JAMES |
| SMITH, CARRIE MERLE |
| SPELL, LYNN DEN LOUISE |

BENEFICIARY

| | |
|---------------------------------|-----------|
| SUSAN CASSON | 9,177.67 |
| RICHARD W APPELT | 9,177.66 |
| CYNTHIA ADELE BANKS | 85,982.43 |
| JILLIAN BIBB | 12,242.32 |
| JARRETT CROSS BIBB | 12,242.84 |
| GAIL BIBB | 36,724.33 |
| EVA BRACKEN | 1,897.66 |
| HORACE H PAGE III | 62,302.19 |
| JUANITA LORRAINE BARBER | 62,388.11 |
| JESSIE L DILLARD | 62,388.08 |
| STEPHEN KARIKARI | 20,046.86 |
| JENNIFER ABENA AFRIYIE KARIKARI | 20,046.86 |
| JOEL NATHAN LERNER | 54,318.84 |
| ELITA P LERNER | 54,318.79 |
| ESTATE OF NOREEN MAHER | 42,677.51 |
| DAVID DANIEL KISSANE | 26,714.65 |
| PAUL BRADFORD SMITH | 85,326.87 |
| BOMANI SPELL | 42,779.38 |

700,753.05

Grand Total of All Death Benefits**1,291,507.48**

REFUNDS

The Committee on Claims and Service Credits reported that documents pertaining to claims for refunds, listed herewith, were examined and verified, and recommended approval thereof.

In support of these claims, the committee reported that (1) the refunds on separation from service are for persons no longer employed as members of the teaching force ... (2) refunds of contributions for survivors' pensions are for members with no eligible survivors at the time of retirement ... (3) refunds of excess contributions are for deductions outside of the statutory requirements ... (4) refunds of overpayments towards the 2.2 upgrade option and ... (5) refunds of creditable service withdrawn are for previously validated optional service.

Refunds 09/01/07 thru 10/31/07

2.2 EXCESS CONTRIBUTIONS

| | |
|---------------------------------------|-----------------------|
| NAGYIVAN, MAUREEN PATRICIA | 2,345.98 |
| Total 2.2 Excess Contributions | <hr/> 2,345.98 |

CONTRACT OVERPAYMENT

| | |
|-------------------------|--------|
| CRAWFORD, ARLENE | 13.89 |
| FITZGERALD, KATHRYN ANN | 41.26 |
| HAYDEN, SUSAN MARY | 38.73 |
| HOPKINS, THERESA ANN | 191.99 |
| KWIT, LYDIA MARIE | 35.42 |

CONTRACT OVERPAYMENT CONTINUED

| | |
|---------------------------------------|-----------------|
| LEVI, ABDI BEN | 60.78 |
| MATTEN, DALE B | 30.89 |
| NEUMAYER, DEBORAH | 2,196.69 |
| PASZYNA- BRZEGOWY, LORRAINE ANN | 27.14 |
| SCHIFF, BETH | 11.92 |
| | |
| SIERZEGA, JAMES EDWARD | 491.78 |
| WITTERT, VICKI ILENE | 9.13 |
| Total Contract OverPayment | 3,149.62 |

CONTRACT REFUND

| | |
|------------------------------|------------------|
| GRAFNER, PETER VINCENT | 2,100.00 |
| GUNTHER, VICKI | 13,130.52 |
| Total Contract Refund | 15,230.52 |

REFUND

| | |
|---------------------------------|-----------|
| ADACHI, PATRICIA | 8,190.37 |
| ADEKOYA, OLAYINKA Y | 4,106.82 |
| ADKINS, AMY MARIE | 14,380.76 |
| ALLEN, MARYE JEANNE | 6,543.26 |
| ANDREA, MARGARET | 971.63 |
| | |
| ANDREA, MARGARET | 5,202.52 |
| ANDREWS, LAURIE A | 12,510.76 |
| ARNDT, DANIEL J | 833.66 |
| ASHFORD, YOLANDA | 3,768.97 |
| ATCHISON, COURTNEY A | 11,451.28 |
| | |
| AUSTIN, RICHARD A | 524.44 |
| AUSTIN, RICHARD A | 2,628.56 |
| BAILEY, OLGA ANN | 23,854.04 |
| BARTON, KRISTA D | 2,668.12 |
| BEECHER, NICHOLAS ADAM | 10,843.38 |
| | |
| BELISLE- PETERS, PAULA N | 16,213.42 |
| BELL MCKENNA, JANETTE U | 726.03 |
| BENTLEY, CHRIS EDWARD | 21,271.00 |
| BERUBE, ALEZA M | 470.34 |
| BEVERIDGE, TINA | 3,689.85 |
| | |
| BLAKE, THOMAS G | 4,491.57 |
| BROTHERS, AUDREY REAN | 59,203.97 |
| BROWN, JAMES B | 34,000.10 |
| BROWN, LATONYA PATRICE | 12,103.46 |
| BURAU, SHARYL D | 24,498.77 |
| | |
| BURKE, MYCHELA A | 3,726.07 |
| CAMPBELL, NOREEN P | 708.49 |
| CAMPBELL, NOREEN P | 3,280.07 |
| CAPLES, LORI | 5,256.21 |
| CAREY, JOHN A | 3,538.83 |
| | |
| CARUSO, JENNIFER L | 14,147.25 |
| CHILDS, REBA MAGNOLIA | 33,987.05 |
| COLEMAN JR, EMMETT ROBERT | 1,098.64 |
| COLYER, CHERYL FAYE | 3,293.80 |
| CONGIOUS, ERIC | 2,073.39 |

EXCESS CONTRIBUTIONS

| | |
|------------------------------|------------------|
| FRIERSON, ANNIE L | 105.78 |
| GAITHER, GREGORY | 125.48 |
| HADAD, MARCIA | 5,405.92 |
| HOBBS, EUNICE T | 48.72 |
| KRAJECKI, CONSTANCE M | 1,158.30 |
| | |
| MONAHAN, JOHN | 29.86 |
| ROE, MICHAEL C | 40.16 |
| SNYDER, ELIZABETH A | 7,633.38 |
| Total Excess Contrib. | 14,547.60 |

| | |
|---------------------------------|-----------|
| CONWAY, ANN M | 3,455.13 |
| COOPER, CARL A | 1,826.68 |
| DEVINE, SHAUN C | 18,732.93 |
| DIBIASE, SAMUEL D | 6,748.83 |
| DORSEY, CAITLIN E | 10,534.56 |
| | |
| DRANE- EALEY, BARBARA D | 973.47 |
| EISCHEID, JENNIFER | 30,184.89 |
| ERICKSON, NEIL W | 11.51 |
| EVERETT, SARAH E | 5,833.04 |
| FARRELL- HOWE, JOANNE | 18,438.49 |
| | |
| FETTING, BRIAN R | 3,229.84 |
| FINK, SHEILA MARIE | 6,366.19 |
| FISCHER, DAVID MATTHEW | 5,949.47 |
| FOCIL, XOCHITL | 9,444.12 |
| FORTNEY, TERRI A | 9,753.96 |
| | |
| FRIERSON, ANNIE L | 6,890.05 |
| FROST, ANDREA H | 13,694.05 |
| FROST, ANDREA H | 2,000.00 |
| GELL, MARJORIE SARA | 12,908.46 |
| GILLESPIE, MICHAEL P | 1,093.65 |
| | |
| GLEASON, JAMES R | 626.41 |
| GOFF, CLIFFORD E | 236.28 |
| GRAHAM, MARGUERITA D | 28,344.85 |
| GRANENA, DIEGO | 23,952.82 |
| GRAY, RONALD L | 8,797.09 |
| | |
| GRAY, SHIKIRA P | 935.70 |
| GREEN, PAULA ANTONIONETTE | 14,736.13 |
| GREEN, RACHAEL D | 23,288.46 |
| GRIGOROV, RADOSLAV Z | 1,678.79 |
| HALL, CASEY L | 6,203.99 |
| | |
| HAMMOND, YOLANDA LYNETTE | 48,292.21 |
| HANAGAN, KYRAN L | 6,388.62 |
| HANSERD, ANITHIA CHANTAE | 17,209.77 |
| HARRELL, PATRICE J | 169.28 |
| HARTFORD, PATRICIA ANN | 26,024.00 |

| | | | |
|-------------------------------------|-----------|-------------------------------|-----------|
| HASSAN, RASUL AZIZ | 18,983.80 | NAPE, KIMBERLY ANN | 21,587.16 |
| HAWKINS, SONYA E | 3,281.85 | NASRALLA, DANA A | 37,358.89 |
| HENDERSON, MAWEJA | 143.81 | NUNNALLY, SHARON R | 571.12 |
| HILL, NINA M | 4,742.90 | OBERG, ANITA CANDIA | 33,402.26 |
| HOLMES, SHEILA | 16,650.37 | OSBORNE, LESLIE S | 1,918.22 |
| HOWELL, RENEE | 1,181.85 | OSLER, TIFFANY J | 2,331.13 |
| HUEBERT, ERIN T | 215.40 | PAGE, KATIE LYNN | 2,979.93 |
| HURLEY, ANNA T | 5,341.93 | PANIZZI, MELISSA A | 17,557.83 |
| IULO, ELIZABETH ALEXANDRIA | 6,627.92 | PASHOUWER, MIRANDA L | 4,596.39 |
| JACKSON- NESBITT, CHRIS CIA MONIQUE | 18,999.97 | PAYTON, DONNA EDITH | 31,380.20 |
| JARAMILLO, CATALINA KELLY | 2,841.58 | PERKINS, ANNA DORA | 11,065.32 |
| JILES, TYWANDA M | 6,034.25 | PETEET, DANIELLE | 1,506.00 |
| JOHNSON, CHANNEY | 5,367.59 | PISTER, JENNIFER BETH | 16,197.27 |
| JOHNSON, DONIAYETTA L | 4,695.79 | PHILLIPS, JULIA L | 14,134.64 |
| JOHNSON, LATOYA ADRIENNE | 13,190.64 | PORTER, LILLETTE | 2,932.44 |
| JOHNSON, LAUREN P | 904.36 | POSNER, RACHEL D | 11,624.54 |
| JOHNSON, NICHOLAS J | 2,172.55 | POWELL, GINA M | 3,067.05 |
| JOHNSON, THELMA JEANNE | 11,207.57 | POWELL, MARIANNE S | 2,004.87 |
| JONES, EDDIE | 1,655.00 | QUINTANA, JUAN | 26,894.03 |
| KAMM, MICHAEL L | 2,536.05 | RAWLS, MISHELLE SHEILA | 10,289.04 |
| KARAFFA, SEAN M | 4,098.61 | RAYMOND, BRAD | 25,873.77 |
| KINDRED, DEBORAH E | 632.12 | REESE, RACHEL P | 1,118.08 |
| KIRCHHOFF JENNINGS, REBECCA L | 3,643.62 | REYES, RUTH A | 9,692.48 |
| KOROTEV, CYNTHIA E | 284.34 | RIBERDY, RYAN L | 1,879.91 |
| KOROTEV, CYNTHIA E | 1,989.75 | RICHARDSON, CYNTHIA L | 2,843.86 |
| KOWALSKI GERVAIS, KAREN M | 3,018.48 | ROA, GRACIA | 12,228.02 |
| KULICHENKO, VICTOR | 517.50 | ROBINSON, LAWRENCE D | 3,221.48 |
| LANGAN, KELLY E | 14,290.98 | ROE, MICHAEL C | 14,478.17 |
| LAURENCE, MATTHEW E | 16,747.16 | RUDEEN GREENAWALT, MICHELLE M | 17,270.46 |
| LAURITSEN, JASON | 11,118.43 | RUOCCO, PAOLA | 23,677.05 |
| LEAVITT, JILL M | 2,664.54 | SAIZ- ZAPATER, JOSE MANUEL | 3,129.09 |
| LEBEAU, CHARLOTTE L | 1,907.92 | SALTER, JEROME A | 691.58 |
| LEBRON CLAUDIO, JOSE A | 20,960.43 | SANCHEZ- WARE, ANA J | 5,659.87 |
| LEE, MARIA | 1,573.53 | SASSALI, BRIDGETTE M | 10,300.67 |
| LEE, ROBERT | 177.10 | SAWICKI, SHANNON R | 7,573.25 |
| LEE, TJ | 5,137.14 | SCHILLING, CAROLE | 49,528.91 |
| LEONE, VINCENZA | 3,293.80 | SCHLUNG, MARY C | 13,428.80 |
| LYNCH, JULIE A | 2,640.73 | SCHMIDT, WILLIAM | 210.00 |
| MAJKA, ROBERT A | 14,546.68 | SHAMOON, ADNAN | 34,472.89 |
| MARCY, CARMEN A | 4,119.05 | SHEMWELL, JONATHAN T | 31,700.19 |
| MARKS, TASHA ANN | 25,282.09 | SHMIKLER, BARBARA L | 192.18 |
| MCCARRON, JENNA R | 11,633.11 | SHMIKLER, BARBARA L | 1,344.61 |
| MCGEE, PAMELA | 336.56 | SILVERBERG, LORI M | 20,374.16 |
| MERCADO, MADELYN | 1,659.52 | SIMS, TYESE T | 28,439.48 |
| MEYER, CHRIS A | 4,460.12 | SMITH, SHERMAN T | 22,957.97 |
| MILLER, CHARRICE Y | 739.81 | SMITH PARKS, LEILA R | 225.00 |
| MIRANDA, NOEVIA | 5,172.30 | SPEEGLE- WILCOX, THERESA ANN | 70,834.54 |
| MONTGOMERY, LORAIN E | 3,738.85 | SPICER, ROBERT A | 23,325.92 |
| MOORE, MIRIAM D | 2,588.66 | SPIELMAN, JESSICA M | 6,321.18 |
| MUHAMMAD, JIHAD L | 7,326.37 | SPRETNJAK, LAURA R | 6,461.54 |

| | |
|-------------------------|-----------|
| STAUBITZ, FRANCES H | 7,903.62 |
| SU, JUAN G | 20,185.73 |
| TAIWO, SOLOMAN OLUBUNMI | 11,451.41 |
| TAYLOR, CAROL | 26,766.01 |
| TENEBRINI, LINDA L | 11,432.49 |
| THOMAS, AMY K | 16,598.46 |
| THOMAS, VALERIE | 19,193.75 |
| THOMPSON, MARY ESTHER | 72,928.74 |
| TOLBERT, JANET R | 16,057.79 |
| TRIPLETT, ELIZABETH C | 48,093.40 |
| VARGAS, LUIS A | 49,826.91 |
| VERGIN, KARA E | 10,633.86 |
| WADDELL, LURENE B | 1,882.27 |
| WALLACE, LEAH RAE | 17,557.94 |

| | |
|---------------------------|---------------------|
| WHITE, ROBERT JOSEPH | 69,876.20 |
| WICKLIN, MAURA J | 587.20 |
| WILLIAMS, BETTY DARLENE | 45,605.49 |
| WILLIAMS, KIMBERLY M | 1,517.61 |
| WILLIS, CLARETTA CATHRINE | 26,435.78 |
| WILSON, JEFFREY M | 11,902.52 |
| WINKFIELD, MICHAEL | 3,785.71 |
| WINKLER GNODTKE, KELLY | 2,945.09 |
| WOODS, DAVANNA CHANTIA | 395.25 |
| WRAIGHT, SARA E | 3,294.00 |
| ZELAYA, CHRISTINE DIANE | 27,060.11 |
| ZICARELLI, IRIS | 9,865.26 |
| Total Refund | 2,270,921.12 |

SURVIVOR CONTRIBUTIONS

| | |
|-----------------------------|-----------|
| BAKER, ELDEE L | 723.83 |
| BAKER, ELDEE L | 811.95 |
| BRIDGES, LUCY | 10,846.31 |
| BULLOCK, CHERYL J | 9,202.20 |
| CHRISTENSEN, ANITA VICTORIA | 6,414.86 |
| CLEGG, MARGARET A | 1,688.12 |
| DUNKIN, ORPAH R | 364.94 |
| EASLEY, SHEILA H | 10,745.48 |
| GALLERY, KATHLEEN A | 201.50 |
| GATEWOOD-HALL, BEVERLY Y | 10,326.58 |
| GRUSECKI, LAURA L | 3,464.11 |
| KING, SHARON SUE | 9,160.00 |
| KOLECKE, PATRICIA D | 8,300.26 |
| KOLECKE, PATRICIA D | 659.39 |
| KUTA, THADDEUS J | 2,275.42 |

| | |
|-------------------------------------|---------------------|
| KWAK, JOSEPH E | 4,220.11 |
| MCHALE, THOMAS E | 839.05 |
| MURRY-JENNINGS, MARGARET | 6,937.27 |
| PRINCE, LILLIE | 9,678.74 |
| SNYDER, ELIZABETH A | 4,324.47 |
| WATSON, SHARON ELIZABETH | 1,110.74 |
| WATSON, SHARON ELIZABETH | 5,477.01 |
| WEST, CATHERINE J | 154.41 |
| WHEATLEY, VICTORIA J | 4,377.04 |
| WHEATLEY, VICTORIA J | 8,256.87 |
| WHEELER, ELAYNE | 11,309.22 |
| Total Survivor Contributions | 131,869.88 |
| Grand Total Of All Refunds | 2,438,064.72 |

Outside Time

The Committee on Claims and Service Credits reported that affidavits, or other evidence attesting to or certifying service in the public schools of the several state or in schools operated by or under the auspices of the United States outside of the City of Chicago were presented for the persons hereinafter listed.

The Committee recommended that the service described be approved for pension credit provided that the last five years of the member's service shall have been rendered in a position covered by this Fund, the State Universities Retirement System or the Teachers' Retirement System of the State of Illinois; a maximum credit for ten years shall be reduced by credit for such service validated by the State of Illinois; and three-fifths of the term of service for which an annuity is granted shall be in the public schools of the City.

| Name | School | Service | Years |
|------------------------|----------------|----------|-------|
| Alboyd, Augustine P | Thorp J N | Teaching | 2.250 |
| Anderson, Susan Kristi | Central Office | Teaching | 9.000 |
| Arends- Repka, Sarah | Gray | Teaching | 0.900 |
| Baskin, Karen M | Mather High | Teaching | 0.667 |

| | | | |
|------------------------|--------------------------|----------|--------|
| Cid, Rebecca | Falconer | Teaching | 9.100 |
| Cornbleet, Aileen G | Armstrong | Teaching | 4.950 |
| Duchinsky, Mary | Eberhart | Teaching | 10.000 |
| Duhig, Marilyn | Kennedy High | Teaching | 0.783 |
| Gibson- O’Neal, Sylvia | Central Office | Teaching | 0.500 |
| Halbeck, Robert P | Phoenix Military Academy | Teaching | 4.700 |
| Halpin, Barbara B | Eberhart | Teaching | 7.300 |
| Irvin, Larry M | Foreman High | Teaching | 2.000 |
| McCoy, Janis M | Mason | Teaching | 10.000 |
| Nisenbaum, Isabele | Pulaski Academy | Teaching | 5.700 |
| Nuccio, Michale | De Diego Academy | Teaching | 1.000 |
| Owens, Katherine H | Brennemann | Teaching | 4.440 |
| Quinones, Angel | North- Grand High | Teaching | 2.800 |
| Utt, Douglas A | Phillips Academy | Teaching | 2.000 |
| Wilkinson, Julie M | Solomon | Teaching | 4.000 |

Chairperson Ward moved the Report of Committee on Claims and Service Credits to the omnibus.

REPORT OF THE COMMITTEE ON ELECTION

Election Update

Mr. Huber informed the Trustees that an administrative candidate was uncomfortable with the use of the CPS email system by a separate organization to send out a flyer in support of another candidate. Mr. Huber noted it was not a teacher candidate it was an administrator candidate. The candidate did not follow up with a formal complaint in accordance with the three day requirement. Ms. Francis Radencic will further discuss the matter later in the Board meeting.

OMNIBUS VOTE

On a motion by Dr. Pilditch, seconded by Mr. Ward, and unanimously passed, the foregoing committee reports which were moved to the omnibus were approved.

Not Present: Ms. Reilly- 1.

REPORT OF THE PRESIDENT

2008 Board of Trustees’ Meeting Schedule

The President noted Article 2, Section 1 of the Bylaws of the Board of Trustees states that “Regular meetings of the Board shall be held pursuant to the schedule set by the Trustees at the first regular meeting after the election of Trustees. The schedule may be amended by majority vote.”

Date of February Board of Trustees’ Meeting and Investment Committee Meeting Approved

A motion was made by Mr. Ward, seconded by Dr. Pilditch, and unanimously passed, to change the proposed date of the February Board meeting to Wednesday, February 13, 2008 and the Investment Committee meeting to Thursday, February 7, 2008 as amended.

2008 Board of Trustees' Meeting Schedule Approved

A motion was made by Ms. Rodriguez, seconded by Mr. Ward, and unanimously passed, to approve the following 2008 Board of Trustees meeting schedule as amended.

Not Present: Ms. Reilly – 1.

Thursday, January 17, 2008 Special Meeting
Wednesday, February 13, 2008 Regular Meeting
Thursday, March 13, 2008 Special Meeting
Tuesday, April 15, 2008 Regular Meeting
Thursday, May 15, 2008 Special Meeting
Tuesday, June 17, 2008 Regular Meeting
Thursday, July 17, 2008 Special Meeting
Thursday, August 21, 2008 Special Meeting
Tuesday, September 16, 2008 Regular Meeting
Thursday, October 23, 2008 Special Meeting
Tuesday, November 25, 2008 Regular Meeting
Thursday, December 18, 2008 Special Meeting

All meetings are held at 9:30 a.m. unless otherwise noted.

Election Update Continued

Ms. Francis Radencic, CTPF Election Coordinator, reported to the Trustees on the three elections. She stated Linda S. Goff and Lois Nelson submitted petitions and were certified to run for the two open positions in the teacher trustee elections. Because the number of candidates equaled the number of open positions, the individuals who submitted petitions were elected. She stated Walter E. Pilditch, Mary Sharon Reilly, and James F. Ward were elected to represent the pensioners, and Chris N. Kotis was elected to serve as representative in the principal/administrator election.

There was an issue with an organization using the CPS email system to support their candidate. Another candidate indicated he was going to file a protest, the protest would have had to have been filed within three days and none was received.

Trustee Kotis clarified he was the candidate whose information was submitted via the CPS system, and did not have any knowledge that was going to happen. He did not authorize anyone to use the CPS email system. Ms. Radencic addressed questions raised by the Trustees regarding candidate statements.

REPORT OF THE EXECUTIVE DIRECTOR

Trustee Education

Mr. Kevin B. Huber, Executive Director, informed the Trustees that the New Trustee Educational Session has been scheduled for December 13, 2007. He indicated that all Trustees are welcome to attend.

Securities Class Action

Mr. Huber informed the Trustees that the CTPF has been approached by two law firms to be a lead plaintiff in a case called WellCare Health Plans, Inc. Mr. Huber addressed questions raised by the Trustees.

To Execute the Lead Plaintiff Position Against Well Care Through the Process of Joint Representation Approved

A motion was made by Mr. Ward, seconded by Ms. Nelson, to execute the lead plaintiff position against Well Care through the process of joint representation. The motion passed by the following vote:

Ayes: Mr. Carrero, Ms. Davis, Ms. Goff, Mr. Kotis, Ms. Nelson, Mr. O’Brill, Ms. Otero, Dr. Pilditch, Mr. Ward, Ms. Williams– 10.

Nays: None.

Abstentions: Ms. Rodriguez– 1

Not Present: Ms. Reilly– 1.

Review of Staff Health Insurance Analysis

Mr. Huber discussed with the Trustees the review of staff health insurance. Mr. Huber addressed questions raised by Trustees.

REPORT OF THE PRESIDENT CONTINUED

Conference Update by Trustees

Trustees Rodriguez, Carrero, and Pilditch reported their attendance at the International Foundation Employee Benefits Plan 53rd Annual Conference in Anaheim, California, November 2007. The Trustees indicated that the conference was very informative and educational. Dr. Pilditch also reported that he attended a one day conference at Northern Trust in Chicago.

UNFINISHED BUSINESS

Amendment to the Bylaws and Rules, Trustee Education Approved

A motion was made by Mr. Ward, seconded by Mr. Carrero, and unanimously passed, to approve the amended motion to Article 11, Section 5 of the ByLaws and Rules on Trustee Education.

Trustees may attend three (3) educational seminars per year, excluding travel outside the United States and its territories, unless a specific request is made to and approved by the Board. Two (2) unused seminars may be carried forward to the following year. Trustees may attend local seminars so long as there is no cost incurred by the Fund. The motion passed by the following roll call vote:

Ayes: Mr. Carrero, Ms. Davis, Ms. Goff, Mr. Kotis, Ms. Nelson, Mr. O’Brill, Ms. Otero, Dr. Pilditch, Mr. Ward, Ms. Williams– 10.

Nays: Ms. Rodriguez– 1.

Abstentions: None.

Not Present: Ms. Reilly– 1.

Hoi T. Huynh, Member Request for Loan

The Trustees directed staff to write Ms. Huynh, a member who spoke during public participation a letter advising her the Illinois Statutes does not allow for loans.

EXECUTIVE SESSION

A motion was made by Mr. Ward, seconded by Mr. Carrero, and unanimously passed, to go into closed session for the purpose of litigation regarding pay period 13, Elaine Thomas, and Sheron Banks– Fallis matter. The executive session lasted from 2:20 p.m. to 3:32 p.m.

A motion was made by Ms. Rodriguez, seconded by Mr. Carrero, and unanimously passed, to return to open session.

Dr. Pilditch's Statement for the Record

Dr. Pilditch requested a statement for the record, in response to the presentation made by Elaine Thomas, a retiree:

“She objects to me contacting the principal without her knowledge. I object to her relating alleged information about my actions without any notification to me. Some of her remarks were untrue. Having said that, we are looking at something that happened six years ago. Doesn't any statute of limitations apply here?”

“I never saw the form she said I disregarded (concerning her approval, or not, to contact the principal in a disability case). It was not and still is not the custom of the staff here to include this form with the information received by each trustee in disability cases. The custom is to send a summary sheet on each case along with the three doctor reports only.”


“Nevertheless, it was the custom to contact the principal and obtain his/her opinion about the application for disability as a form of due diligence for these cases. Being the person representing principals on the Board at that time (late 1990's) I routinely called principals on each case. This practice was stopped about 2003 on advice of our counsel.”

“In conclusion, I regret she has been so angry and hurt for so long about action she blamed on myself and Ron Shields, the principal involved. I suggest she receive no stipend as she has requested”

ADJOURNMENT

On a motion by Mr. O'Brill, seconded by Ms. Rodriguez, and by unanimous vote, the meeting adjourned at 3:33 p.m.

Respectfully submitted,



Nancy Williams
Recording Secretary

REPORT OF THE PROCEEDINGS
OF THE
Board of Trustees
OF THE
**Public School Teachers' Pension and
Retirement Fund of Chicago**

**Executive Session – Official Report
Tuesday, November 20, 2007**

An executive session of the Board of Trustees of the Public School Teachers' Pension and Retirement Fund of Chicago was held on Tuesday, November 20, 2007.

The President Mr. O'Brill, called the meeting to order at 2:20 p.m. with the following members present: Mr. Carrero, Ms. Davis, Ms. Goff, Mr. Kotis, Ms. Nelson, Mr. O'Brill, Ms. Otero, Dr. Pilditch, Ms. Rodriguez, Mr. Ward, Ms. Williams– 11.

Members Absent: Ms. Reilly– 1.

Ms. Reilly subsequently arrived during discussion.

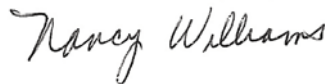
Also in attendance were Mr. Kevin B. Huber, (*Executive Director*), Ms. Patricia Hambrick (*Chief Operating Officer*), Mr. Joseph Burns of Jacobs, Burns, Orlove, Stanton and Hernandez, and Mr. Sandor Goldstein of Goldstein and Associates (*Consulting Actuary*).

Discussion ensued regarding pending litigation matters. No action was taken.

Ms. Hambrick and Mr. Ward left the meeting. Discussion continued.

There being no further business, the executive session adjourned at 3:32 p.m.

Respectfully submitted,



Nancy Williams
Recording Secretary

REPORT OF THE PROCEEDINGS
OF THE

Board of Trustees

OF THE

**Public School Teachers' Pension and
Retirement Fund of Chicago**

Minutes for Release – Official Report
CTPF Executive Sessions
August 18, 2005, March 16, 2006, January 18, 2007

The following minutes are submitted for review by the Board and release pursuant to the Illinois Open Meetings Act. These minutes were taken of executive sessions through October 2007 concerning litigation which is no longer pending and for which release is appropriate and required.

AUGUST 18, 2005, SPECIAL MEETING

Members Present: Mr. Carrero, Ms. Finnegan, Dr. Fitch-Blanks, Mr. Katsulis, Ms. Knazze, Ms. Murphy, Ms. Nolan, Dr. Pilditch, Ms. Rodriguez, Mr. Ward, Mr. Williams-11.

Members Absent: Ms. Porter-1.

The Trustees discussed litigation involving Phillip Hyde, who had wrongfully concealed his mother's death and continued to receive and convert pension benefits following her death. Mr. Hyde was convicted of fraud in federal court and a lien was placed on his residence. Mr. Hyde filed for bankruptcy and is claiming that he is entitled to a homestead exemption for his residence. The Trustees discussed a pending injunction action which local counsel had filed to prevent the release of funds from the sale of the residence which is the only asset available to repay the Fund.

MARCH 16, 2006 SPECIAL MEETING

Members Present: Mr. Barber, Mr. Carrero, Mr. Cosme, Dr. Fitch-Blanks, Ms. Hanson, Ms. Nelson, Mr. O’Brill, Dr. Pilditch, Ms. Rodriguez, Mr. Ward, Mr. Williams-11.

Members Absent: Ms. Porter-1.

The Trustees discussed the recovery of proceeds from the sale of Mr. Hyde’s home towards the amount owed due to his fraudulent conversion of benefits following the death of his mother.

JANUARY 18, 2007 SPECIAL MEETING

Members Present: Mr. Barber, Mr. Carrero, Ms. Hanson, Ms. Nelson, Mr. O’Brill, Ms. Otero, Ms. Rodriguez, Mr. Ward, Ms. Williams-9.

Members Absent: Mr. Cosme, Ms. Davis, Dr. Pilditch-3.

The Trustees discussed a bill received from local counsel regarding the litigation concerning Mr. Hyde’s claimed homestead exemption. That litigation is currently pending before the 1st Circuit Court of Appeals.

Respectfully submitted,



Mary Hanson
Recording Secretary

EXHIBIT A**Investment Committee Informal Meeting
Recommendations/Actions
November 2, 2007**

Attendees: Trustees: CTPF Trustees: President O'Brill, Nancy Williams, and Jim Ward;
Trustee elect – Linda Goff; Staff and Consultants: Kevin Huber of CTPF and Pat Silvestri
and Guy Cooper of Mercer.

At the June 20, 2006 Board meeting, Trustees were encouraged to attend Management and Mercer's "first Friday" of every month meetings with investment managers and service providers. These meetings provide access to ANY investment service provider that would like to meet with management and Mercer and have a product that is potentially beneficial to the Fund. The attendees met with the following investment service providers on November 2, 2007:

- 9:30 Fort Washington – \$1.3B private equity fund of funds manager. Their strategy is to seek out funds with differentiated strategies and structure a private equity portfolio that is diversified by – buyout/venture, vintage year, industry sector, geographic region, and investment stage.
- 10:15 FTSE (Education and Enhanced Indexed Strategy) – Educational presentation about the concept of investing in fundamental indexes as opposed to the traditional market cap indexes. Fundamental index proposed by FTSE involves valuing companies based upon dividends, sales, cash flow, and book value of the company. The fundamental index strips away linkage between portfolio weight and any over/under valuation. They are the world's largest index source, with a special focus on international markets.
- 11:00 Kiwanja Capital Partners – A real estate private equity fund established to acquire, remediate, and redevelop Brownfield properties in urban settings. Brownfield properties are abandoned or underutilized properties where redevelopment is complicated by real or perceived environmental issues. They insure the costs of remediation to prevent unnecessary risk and make their money based upon the low acquisition price followed by a sale after the redevelopment.
- 11:45 Fiduciary Management Associates – female owned equity manager with \$1.5B under management. They presented their small cap product. Their focus is a relative value approach along with earnings and growth analysis. Their portfolios are relatively concentrated with 50 – 70 holdings; they utilize a macro/sector overlay with a fundamentally driven stock selection process.
- 12:30 DDJ Capital Management LLC – Presented their distressed debt private equity fund that buys the debt of small and mid cap companies undergoing bankruptcy proceedings and utilizes their expertise and their debt controlled positions to create valuable equity positions. They primarily focus on US and Canadian companies due to the complexities of the bankruptcy laws

The attendees listened to the respective presentations and asked questions of each service provider.

REPORT OF THE PROCEEDINGS
OF THE

Board of Trustees

OF THE

**Public School Teachers' Pension and
Retirement Fund of Chicago**

Special Meeting- Official Report
Thursday, December 20, 2007

A special meeting of the Board of Trustees of the Public School Teachers' Pension and Retirement Fund of Chicago was held Thursday, December 20, 2007.

The President, Mr. John F. O'Brill, called the meeting to order at 9:43 a.m.

ROLL CALL

Members present: Mr. Carrero, Ms. Goff, Mr. Kotis, Mr. O'Brill, Ms. Otero, Dr. Pilditch, Ms. Rodriguez, Mr. Ward—8.

Members absent: Ms. Davis, Ms. Nelson, Ms. Reilly, Ms. Williams—4.

Ms. Nelson subsequently arrived during the Approval of Minutes.

Also in attendance were Mr. Kevin B. Huber (*Executive Director*), Ms. Patricia Hambrick (*Chief Operating Officer*), Mr. Joseph Burns of Jacobs, Burns, Orlove, Stanton and Hernandez (*Legal Counsel*), Ms. Kristin Finney-Cooke, Mr. Douglas Kryscio, and Mr. Patrick Silvestri of Mercer Investment Consulting, Inc. (*Investment Consultant*), and various observers and staff members.

PUBLIC PARTICIPATION

Presentation by Hoi T. Huynh

Ms. Hoi T. Huynh, a CTPF member, asked the Trustees to consider her request made at the November 20, 2007 Board meeting to borrow from her pension. Ms. Huynh was advised that Fund staff sent a letter to her denying her request in accordance with the Illinois statute.

Additional Time Allowed for Presentation

A motion was made by Mr. Ward, seconded by Mr. Carrero, and unanimously passed, to allow Ms. Huynh to speak for an additional three minutes.

Continuation of Presentation

Ms. Huynh also asked for assistance in seeking employment opportunities. The Trustees commented that Ms. Huynh may wish to consider returning to work as a substitute. They also advised her of her right to request a refund of her contributions in order to meet her financial responsibilities.

APPROVAL OF MINUTES

Minutes of Regular Board Meeting on November 20, 2007 Approved as Amended

A motion was made by Mr. Ward, seconded by Ms. Rodriguez, and unanimously passed, to approve the minutes of the Regular Board Meeting on November 20, 2007 as amended.

REPORT OF THE INVESTMENT CONSULTANT

Ms. Kristin Finney-Cooke, Mr. Douglas Kryscio, and Mr. Patrick Silvestri reported that infrastructure fund candidates will make presentations to the Trustees today followed by discussion on the number of managers to be selected and asset allocation.

Presentations by Infrastructure Fund Managers

Representatives from Alinda Capital Partners, JPMorgan Asset Management, Macquarie Securities, Morgan Stanley Investment Management, and UBS Global Asset Management made presentations to the Board of Trustees on their respective infrastructure funds. The managers addressed questions raised by the Trustees and Fund counsel.

Infrastructure Search Discussion

Mr. Doug Kryscio and Ms. Kristin Finney-Cook reviewed with the Trustees the presentations of Alinda Capital Partners, JP Morgan, Macquarie, Morgan Stanley, and UBS. Mr. Kryscio and Ms. Finney-Cooke discussed with the Trustees their recommendations. They addressed questions raised by the Trustees. Mercer discussed with the Trustees the infrastructure asset size of \$300 million.

Mercer will provide the Trustees with a memorandum at the next Board meeting discussing their recommendations.

Mesirow and Adams Street Partners Private Equity Additional Allocation Approved

At a previous meeting, the Trustees approved to allocate \$30 million to a private equity co-investment opportunity with Mesirow (\$10 million) and Adams Street Partners (\$20 million) contingent upon due diligence. Mercer completed its due diligence and revised their recommendation to allocate \$20 million to Mesirow and \$10 million to Adams Street Partners.

A motion was made by Mr. Carrero, seconded by Ms. Rodriguez, to allocate \$20 million to Mesirov and \$10 million to Adams Street Partners. The motion passed by the following vote:

Ayes: Mr. Carrero, Ms. Goff, Mr. Kotis, Ms. Nelson, Mr. O’Brill, Ms. Otero, Dr. Pilditch, Ms. Rodriguez, Mr. Ward-9.

Nays: None.

Abstentions: None.

Securities Lending Program Update

Mr. Pat Silvestri informed the Trustees that the securities lending program has performed well prior to the recent unrealized losses in August and November. A 50% allocation to the more aggressive collateral pool should aid performance over the longer time periods, but as with any added return, some additional risk is taken which increases the likeliness of short term variances, such as those experienced in the second half of this year. Mr. Silvestri stated Mercer remains confident in Northern Trust’s ability in running a securities lending program for the Plan. Mercer does not recommend any change in the current program. Mercer will continue to monitor closely.

Mr. Carrero left the meeting.

REPORT OF THE COMMITTEE ON INVESTMENTS

December 7, 2007 First Friday Manager Meeting Report Presented

Chairperson O’Brill presented the report of the First Friday Meeting on December 7, 2007 (see Exhibit A).

REPORT OF THE DISABILITY COMMITTEE

Disability Matter

The Trustees instructed staff to request copies of a disability applicant’s tax returns with supporting documentation for 2004, 2005, and 2006. Fund counsel recommended if the tax returns show teaching employment, the applicant should go through the medical process again.

REPORT OF THE PRESIDENT

December 2008 Special Board of Trustees’ Meeting Date Change Approved

A motion was made by Ms. Otero, seconded by Dr. Pilditch, and unanimously passed, to change the December 2008 meeting date to Tuesday, December 16, 2008.

December 13, 2007 Trustee Education Workshop Report Presented

Chairperson O’Brill presented the report of the Trustee Education Workshop on December 13, 2007 (see Exhibit B).

REPORT OF THE EXECUTIVE DIRECTOR

Summary on Payroll Data from CPS

Mr. Kevin B. Huber, Executive Director, informed the Trustees that CTPF sent a letter to Mr. Rufus Williams, Board President of the Chicago Public Schools, of a summary of the data issues and the effects to resolve them by CTPF and CPS. Mr. Huber addressed questions raised by Trustees. Mr. Huber also presented a packet that outlined the current status of the CPS payroll data.

CTPF Office Closes for Christmas Eve and New Year’s Eve as Staff Appreciation Days Approved

A motion was made by Dr. Pilditch, seconded by Ms. Nelson, and unanimously passed, to close the CTPF Office on Christmas Eve and New Year’s Eve as staff appreciation days.

EXECUTIVE SESSION

A motion was made by Ms. Rodriguez, seconded by Ms. Otero, and unanimously passed, to go into closed session for the purpose of consideration of litigation matters. The executive session lasted from 2:40 p.m. to 3:23 p.m.

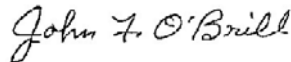
Mr. Ward did not participate in the meeting.

A motion was made by Ms. Rodriguez, seconded by Ms. Nelson, and unanimously passed, to return to open session.

ADJOURNMENT

On a motion by Ms. Rodriguez, seconded by Ms. Otero, and by unanimous vote, the meeting adjourned at 3:25 p.m.

Respectfully submitted,



John F. O’Brill
President

REPORT OF THE PROCEEDINGS
OF THE

Board of Trustees

OF THE

**Public School Teachers' Pension and
Retirement Fund of Chicago**

Executive Session-Official Report
Thursday, December 20, 2007

An executive session of the Board of Trustees of the Public School Teachers' Pension and Retirement Fund of Chicago was held on Thursday, December 20, 2007.

The President Mr. O'Brill, called the meeting to order at 2:40 p.m. with the following members present: Ms. Goff, Mr. Kotis, Ms. Nelson, Mr. O'Brill, Ms. Otero, Dr. Pilditch, Ms. Rodriguez- 7.

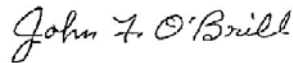
Members absent: Mr. Carrero, Ms. Davis, Ms. Reilly, Mr. Ward, Ms. Williams- 5.

Also in attendance were Mr. Kevin B. Huber, (*Executive Director*), Mr. Joseph Burns of Jacobs, Burns, Orlove, Stanton and Hernandez, (*Legal Counsel*).

Discussion ensued regarding litigation matters. No action was taken.

There being no further business, the executive session adjourned at 3:23 p.m.

Respectfully submitted,



John F. O'Brill
President

EXHIBIT A

Investment Committee Informal Meeting

Recommendations/Actions

December 7, 2007

Attendees: Trustees: CTPF Trustees: President O'Brill, Linda S. Goff, Walter E. Pilditch, Mary Sharon Reilly, Jim Ward, and Nancy Williams; Staff and Consultants: Kevin Huber of CTPF and Pat Silvestri and Kristin Finney-Cooke of Mercer.

At the June 20, 2006 Board meeting, Trustees were encouraged to attend Management and Mercer's "first Friday" of every month meetings with investment managers and service providers. These meetings provide access to ANY investment service provider that would like to meet with management and Mercer and have a product that is potentially beneficial to the Fund. The attendees met with the following investment service providers on December 7, 2007:

9:30 Logan Capital- \$1.6B large cap growth manager that uses 3 factors to determine investments: macro-economic assessment, financial/business strengths through company financials, and technical chart analysis of price, trends, and patterns at both the macro and micro level.

10:15 Franklin Portfolio- Educational presentation about the concept of 130/30 investing.

11:00 Hamilton Lane Partners- A private equity fund that presented its Co-Investment II fund for consideration. It is a buyout focus with growth equity opportunities. It will invest 60% US, 25% Western Europe, and 15% in other countries. They will get deal flow from the underlying managers in their fund of fund vehicle. They will invest in various sized deals- 25% in mega \$ deals (greater than \$15B), 35% in large \$ deals (\$5-\$15B), 20% in mid size deals (\$1-\$5B), and 20% in deals less than \$1B.

11:45 Light Green Advisors- Investment manager that focuses on investing in environmental leaders in all sectors of the economy. They exploit material information on corporation performance trends (environmental) as a significant financial factor. Their thesis is that environmental leadership conserves capital, improves cash flow, and reduces litigation, regulatory, and reputational risk. Thus these companies are better investments.

12:30 Citigroup Alternative Investments - Presented their Asia Real Estate Fund 50% investment in China, 25% in India, and 25% in Japan and the rest of Asia. It will be diversified across all asset types- office, retail, residential, hospitality, and industrial. Citigroup parent will be investing 10% of its capital so it will be heavily aligned. The target return is low 20% net.

The attendees listened to the respective presentations and asked questions of each service provider.

EXHIBIT B

Trustee Education Workshop

December 13, 2007 9:40 a.m.- 4:18 p.m.

Attendees: Trustees- Board President Mr. John F. O’Brill, Ms. Linda S. Goff, Mr. Chris N. Kotis, Ms. Lois Nelson, Ms. Reina Otero, Ms. Mary Sharon Reilly, Ms. Maria J. Rodriguez, Ms. Nancy Williams—8.

Staff and Consultants: Mr. Kevin Huber, Executive Director, Mr. Mitch Bramstaedt and Mr. Christopher Heppner of The Segal Company, Mr. Sandor Goldstein and Mr. Carl Smedinghoff of Goldstein and Associates, Mr. Joseph Burns of Jacobs, Burns, Orlove, Stanton & Hernandez, Ms. Kristin Finney-Cooke and Mr. Patrick Silvestri of Mercer Investment Consulting.

Fund consultants from The Segal Company, Goldstein and Associates, Jacobs, Burns, Orlove, Stanton & Hernandez, and Mercer Investment Consulting made presentations to the Trustees which covered health insurance, actuarial, legal, and investment education respectively. Mr. Kevin Huber also covered real estate investments and other matters related to the pension fund. Mr. Huber and the consultants addressed questions raised by the Trustees.

The meeting adjourned at 4:18 p.m.

REPORT OF THE PROCEEDINGS
OF THE
Board of Trustees
OF THE
**Public School Teachers' Pension and
Retirement Fund of Chicago**

Special Meeting-Official Report
Thursday, January 17, 2008

A special meeting of the Board of Trustees of the Public School Teachers' Pension and Retirement Fund of Chicago was held Thursday, January 17, 2008.

The President, Mr. John F. O'Brill, called the meeting to order at 9:44 a.m.

ROLL CALL

Members present: Mr. Carrero, Ms. Davis, Ms. Goff, Mr. Kotis, Ms. Nelson, Mr. O'Brill, Ms. Otero, Dr. Pilditch, Ms. Rodriguez, Mr. Ward, Ms. Williams—11.

Members absent: Ms. Reilly—1.

Ms. Reilly subsequently arrived during Ms. Sheila Hart's Public Participation presentation.

Also in attendance were Mr. Kevin Huber (*Executive Director*), Ms. Patricia Hambrick (*Chief Operating Officer*), Mr. Joseph Burns of Jacobs, Burns, Orlove, Stanton and Hernandez (*Legal Counsel*), Ms. Kristin Finney-Cooke, Mr. Douglas Kryscio and Mr. Patrick Silvestri of Mercer Investment Consulting (*Investment Consultant*), Mr. Sandor Goldstein of Goldstein and Associates (*Actuary*), and various observers and staff members.

PUBLIC PARTICIPATION

Presentation by Sheila Hart

Ms. Sheila Hart, a retired teacher, claimed that she was not allowed to purchase optional time using her survivor's contribution refund at the time of her retirement. Ms. Hart requested to be allowed to purchase the optional time and have her pension adjusted retroactive to her date of retirement. Ms. Hart's case was referred to the Committee on Claims and Service Credits and the Fund's legal counsel.

Presentation by Louis N. Pyster

Mr. Louis N. Pyster, a retired teacher, expressed that Fund Trustees should comply with Article 11, Section 7 of the Fund's Bylaws and Rules which prohibits Trustees from accepting employment or working for a Fund vendor without obtaining approval of the Board.

Ms. Reilly commented that she had previous consulting contracts with Blue Cross Blue Shield (BCBS) a current Fund vendor, but has been under no contract since becoming a Trustee.

Mr. Carrero stated for the record that he believes no violation occurred because Ms. Reilly's contract with BCBS ended prior to her election and she had not voted on any decisions involving BCBS.

APPROVAL OF MINUTES

Minutes of Special Board Meeting on December 20, 2007 Approved

A motion was made by Mr. Carrero, seconded by Ms. Nelson, and unanimously passed, to approve the minutes of the Special Board Meeting on December 20, 2007.

REPORT OF THE ACTUARY

Summary of Results of the Actuarial Valuation as of June 30, 2007

Mr. Sandor Goldstein of Goldstein and Associates presented a summary of the results of the actuarial valuation as of June 30, 2007. He reported that the valuation was based on the benefit provisions of the Fund in effect as of June 30, 2007. He commented that the same actuarial assumptions for the June 30, 2006 actuarial valuation were used for the June 30, 2007 actuarial valuation. Mr. Goldstein stated that the actuarial value of assets was determined by recognizing unexpected gains or losses over a period of 4 years. He reported that an interest rate assumption of 8% was used to calculate gains and losses. Mr. Goldstein reviewed the current financial condition of the Fund and reported that the total actuarial liability is \$14,677,184,345, the total actuarial value of assets is \$11,807,100,821, the unfunded actuarial liability is \$2,870,083,524, and the funded ratio is 80.4%. Finally, Mr. Goldstein reviewed the projection of contributions, liabilities and assets and reported that the net required Board of Education contribution for 2009 is \$177.8 million. He addressed questions raised by the Trustees.

REPORT OF THE INVESTMENT CONSULTANT

Private Equity Manager Due Diligence Presentations

Representatives from HarbourVest Partners, Mesirow Financial, and Pantheon Ventures Inc. made routine due diligence presentations to the Board of Trustees on their respective private equity firms in accordance with the Fund's investment policy. The managers addressed questions raised by the Trustees.

Infrastructure Search Review

At the December 20, 2007 Board Meeting the Trustees directed Mercer to conduct additional due diligence on JP Morgan, Macquarie, and Morgan Stanley, finalists in the infrastructure manager search. Mercer was further directed to report back with a recommendation on two candidates.

Mercer presented their infrastructure report and recommendations. Mercer recommended allocating \$150 million to Macquarie and \$150 million to JP Morgan based on their due diligence.

Discussion ensued regarding the need for additional education on the recommended managers.

Motion to Reconsider Five Candidates in Infrastructure Search Failed

A motion was made by Ms. Nelson, seconded by Mr. Ward, to reconsider five initial candidates in the infrastructure search for consideration of three managers at \$100 million each, following due diligence. The motion failed by the following roll call vote:

Ayes: Ms. Goff, Mr. Kotis, Ms. Nelson, Mr. Ward—4.

Nays: Mr. Carrero, Ms. Davis, Mr. O’Brill, Ms. Otero, Dr. Pilditch, Ms. Reilly, Ms. Rodriguez, Ms. Williams—8.

Reaffirmation of Commitment to Investing in Infrastructure Approved

A motion was made by Ms. Reilly, seconded by Dr. Pilditch, to reaffirm commitment to investing in infrastructure. The motion passed by the following roll call vote:

Ayes: Mr. Carrero, Ms. Davis, Ms. Goff, Ms. Nelson, Mr. O’Brill, Ms. Otero, Dr. Pilditch, Ms. Reilly, Ms. Rodriguez, Ms. Williams—10.

Nays: Ward—1.

Abstentions: Mr. Kotis abstained because he was not a Board member at the time the original decision to invest in infrastructure was made.

The Trustees directed Fund counsel to review partnership agreements on Macquarie and JP Morgan. Fund counsel will follow up with Mercer with a legal perspective. Mercer and Fund counsel will report back to the Board in February with their final analysis.

REPORT OF THE COMMITTEE ON INVESTMENTS

Progress Investment Management Update

Mr. Kevin Huber, Executive Director, shared with the Trustees the Progress Investment Management update on Latino-owned investment management firms, strategies and related activities.

January 10, 2008 Investment Committee Meeting Report Presented

Chairperson O’Brill presented the January 10, 2008 Investment Committee Meeting report (see Exhibit A).

January 11, 2008 First Friday Manager Meeting Report Presented

Chairperson O'Brill presented the report of the First Friday Meeting on January 11, 2008 (see Exhibit B).

REPORT OF THE PRESIDENT

Leave Policy Matter

Mr. Carrero stated CPS will address the leave policy matter with the CPS attorney who wrote the policy. Mr. Carrero stated the policy was not intended for the Trustees and a waiver may be considered. Mr. Carrero informed the Trustees that all the principals will be sent a communication.

Pension Study Group

President O'Brill asked Mr. Kevin Huber to discuss with the Trustees the request he received from the mayor's office requesting that he serve on a pension study group. Mr. Huber informed the Trustees he accepted the invitation. Mr. Huber stated the purpose of the committee is to analyze the state of the city pension funds.

2008 Legislative Agenda

Mr. Huber informed the Trustees that staff will prepare and send the 2008 legislative agenda once bill numbers and sponsors have been assigned. Mr. Huber stated the Pension Law and Rules Committee should prepare to meet.

Mr. Ward left the meeting.

REPORT OF THE ATTORNEY

To Suspend the Normal Order of Business and Refer to Executive Session a Matter of Litigation Approved

A motion was made by Dr. Pilditch, seconded by Mr. Carrero, and unanimously passed, to suspend the normal order of business and refer to executive session a matter of litigation.

EXECUTIVE SESSION

A motion was made by Ms. Rodriguez, seconded by Mr. Carrero and unanimously passed, to go into closed session for the purpose of litigation. The executive session lasted from 1:52 p.m. to 2:33 p.m.

A motion was made by Ms. Rodriguez, seconded by Ms. Otero, and unanimously passed, to return to open session.

Mr. Carrero and Dr. Pilditch left the meeting.

REPORT OF THE EXECUTIVE DIRECTOR

Update on Payroll Data from CPS

Mr. Kevin B. Huber, Executive Director and Ms. Patricia Hambrick, Chief Operating Officer updated the Trustees on the current status of the CPS payroll issues. Ms. Hambrick stated since the last meeting with CPS there has not been a great deal of progress relative to CTPF's ability to finalize pensions. A timeline was established by which CPS was to submit information for three distinct groups. To date, CTPF has not received all the information. CPS sent files to CTPF and the data was still bad. CTPF has requested another meeting with CPS. Mr. Huber and Ms. Hambrick addressed questions raised by the Trustees. Ms. Hambrick informed the Trustees that of the 1700 pensions CTPF has been able to recalculate some of the preliminary pensions, and update 1517 pensions. Refunds were also paid to those eligible individuals.


Mischler Financial Group

Mr. Huber informed the Trustees of the request of the Mischler Financial Group, a certified Service Disabled Veteran Business Enterprise brokerage firm. They would like to be placed on the Fund's minority female owned brokerage list. Mr. Huber informed the Trustees that CTPF has already established targets for brokerage. The policy would need to be changed to include any certified Service Disabled Veteran Business Enterprises. The Trustees directed Mr. Huber to discuss the Mischler Financial Group issue at the Investment Committee Meeting.

ADJOURNMENT

On a motion by Ms. Nelson, seconded by Ms. Otero, and by unanimous vote, the meeting adjourned at 2:55 p.m.

Respectfully submitted,



Nancy Williams
Recording Secretary

REPORT OF THE PROCEEDINGS
OF THE

Board of Trustees

OF THE

**Public School Teachers' Pension and
Retirement Fund of Chicago**

Executive Session-Official Report
Thursday, January 17, 2008

An executive session of the Board of Trustees of the Public School Teachers' Pension and Retirement Fund of Chicago was held on Thursday, January 17, 2008.

The President Mr. O'Brill, called the meeting to order at 1:52 p.m. with the following members present: Mr. Carrero, Ms. Davis, Ms. Goff, Mr. Kotis, Ms. Nelson, Mr. O'Brill, Ms. Otero, Dr. Pilditch, Ms. Reilly, Ms. Rodriguez, Ms. Williams-11.


Members absent: Mr. Ward-1.

Also in attendance were Mr. Kevin B. Huber, (*Executive Director*), and Mr. Joseph Burns of Jacobs, Burns, Orlove, Stanton and Hernandez, (*Legal Counsel*).

Discussion ensued regarding a matter of litigation. No action was taken.

There being no further business, the executive session adjourned at 2:33 p.m.

Respectfully submitted,



Nancy Williams
Recording Secretary

EXHIBIT A

Investment Committee Meeting

Recommendations/Actions

January 10, 2008, 3:47 p.m.- 5:22 p.m.

Attendees: Trustees- Board President and Committee Chairman Mr. John F. O’Brill, Mr. Alberto A. Carrero, Jr., Ms. Linda S. Goff, Mr. Chris Kotis, Ms. Lois Nelson, Ms. Reina Otero, Ms. Mary Sharon Reilly, Ms. Maria J. Rodriguez, Mr. James F. Ward-9.

Staff and Consultants: Mr. Kevin Huber, Executive Director, Ms. Anita Tanay of Jacobs, Burns, Orlove, Stanton & Hernandez, Ms. Kristin Finney-Cooke, Mr. Douglas J. Kryscio and Mr. Patrick Silvestri of Mercer Investment Consulting.

Public Participation

Mr. Christopher Beale of Alinda Capital Partners addressed the Committee and stated that Alinda Capital Partners and the research group of Mercer Investment Consulting have agreed to meet on January 16, 2008 in order for Mercer to complete its due diligence on Alinda Capital Partners. Alinda Capital Partners respectfully requests that the Trustees defer their decision on the selection of infrastructure fund managers until after they receive a further report from Mercer and have the benefit of a more detailed due diligence of Alinda’s qualifications.

Recommendations/Actions

Mercer will meet with Alinda on January 16, 2008 and will address the Trustees at the January 17, 2008 Board of Trustees meeting and conclude. Mercer will provide the Committee copies of all the offering memorandums of anybody who may be in the final selections.

Mercer Investment Consulting

Mercer addressed the Committee on the presentation of Mr. Christopher Beale of Alinda Capital Partners.

Private Equity Due Diligence Presentations

Representatives from Adams Street Partners, Hispania Partners, and Muller and Monroe made routine due diligence presentations in accordance with the Fund’s investment policy. The managers covered their investment process, performance, and addressed questions raised by the Committee.

Recommendations/Actions

Adams Street Partners will provide the Committee with an ethnicity breakdown.

Adjournment

On a motion by Ms. Rodriguez, seconded by Ms. Otero, and by unanimous vote, the meeting adjourned at 5:22 p.m.

EXHIBIT B

Investment Committee Informal Meeting

Recommendations/Actions

January 11, 2008

Attendees: CTPF Trustees: President John F. O’Brill, Linda S. Goff, Lois Nelson, Walter E. Pilditch, Mary Sharon Reilly, Maria J. Rodriguez, James F. Ward, and Nancy Williams; Staff and Consultants: Kevin Huber of CTPF and Patrick Silvestri and Kristin Finney-Cooke of Mercer.

At the June 20, 2006 Board meeting, Trustees were encouraged to attend Management and Mercer’s “first Friday” of every month meetings with investment managers and service providers. These meetings provide access to ANY investment service provider that would like to meet with management and Mercer and have a product that is potentially beneficial to the Fund. The attendees met with the following investment service providers on January 11, 2008:

- 9:30 Hughes Capital Management- \$1.0B fixed income manager that uses 3 factors to determine investments: Quantitative model determines how they want the portfolio structured, a qualitative model that determines which sectors they would like to invest in, and then an optimization model that determines which securities in each sector.
- 10:15 West Hill Partners- Middle market buy-out equity fund that is focusing on control oriented buyouts or consumer products, specialty retail, healthcare, and other business services. They are looking to raise a \$500M fund.
- 11:00 K2 Advisors-A fund of hedge fund manager founded in 1994 that has \$6.6B under management. They did a brief educational presentation on why to invest in hedge funds and also talked about a few of their hedge fund products.
- 11:45 AOF Global Capital Management-Private equity investment manager that focuses on investing in Africa via an investment vehicle called the African Opportunity Fund. It makes specific investments in African countries via a sector approach as their thesis is that these countries are (1) uncorrelated to each other and (2) uncorrelated to any other investment. They also have a process that shorts certain investments using US ADRs.
- 12:30 Ascendance Partners - Presented their Urban Real Estate Fund I which is a \$25M fund that invests in redeveloping residential and commercial properties on Chicago’s South side. They are targeting a net return of 18% through redevelopment of these troubled properties.

The attendees listened to the respective presentations and asked questions of each service provider.

REPORT OF THE PROCEEDINGS
OF THE

Board of Trustees

OF THE

**Public School Teachers' Pension and
Retirement Fund of Chicago**

Regular Meeting-Official Report
Wednesday, February 13, 2008

A regular meeting of the Board of Trustees of the Public School Teachers' Pension and Retirement Fund of Chicago was held Wednesday, February 13, 2008.

The President, Mr. John F. O'Brill, called the meeting to order at 9:46 a.m.

ROLL CALL

Members present: Mr. Carrero, Ms. Goff, Mr. Kotis, Ms. Nelson, Mr. O'Brill, Dr. Pilditch, Mr. Ward—7.

Members absent: Ms. Davis, Ms. Otero, Ms. Reilly, Ms. Rodriguez, Ms. Williams—5.

Ms. Otero and Ms. Williams arrived during Public Participation. Ms. Reilly arrived during the Report of the Actuary, and Ms. Rodriguez arrived during the Report of the Investment Consultant.

Also in attendance were Mr. Kevin B. Huber (*Executive Director*), Ms. Patricia Hambrick (*Chief Operating Officer*), Mr. Joseph Burns of Jacobs, Burns, Orlove, Stanton and Hernandez (*Legal Counsel*), Ms. Kristin Finney-Cooke and Mr. Patrick Silvestri of Mercer Investment Consulting, Inc. (*Investment Consultant*), Mr. Robert Kochis of The Townsend Group (*Real Estate Investment Consultant*), Mr. Sandor Goldstein of Goldstein and Associates (*Actuary*), and various observers and staff members.

PUBLIC PARTICIPATION

Presentation by Hoi T. Huynh

Ms. Hoi T. Huynh, a CTPF member, requested to borrow from her pension in order to meet her financial responsibilities. She expressed that she had not received a favorable response from the

Fund. Mr. Carrero stated for the record that Ms. Huynh was advised by the Fund that her request was denied in accordance with the Illinois statute.

COMMUNICATIONS

Illinois Freedom of Information Act Requests

The following persons made requests to the Fund in accordance with the Illinois Freedom of Information Act. The requests have been fulfilled.

- Mr. Harry C. Bailey, of Cheevers and Company requested names of officers of the CTPF Board of Trustees and committee structures
- Mr. Gar Chung, of Financial Investment News, requested information on CTPF manager of managers, including sub-managers, asset classes, and assets under management
- Timothy G. Novak, of the Chicago Sun-Times, requested a listing of manager fee payments CTPF made during fiscal year 2007
- Mr. Louis N. Pyster, a retired teacher, requested Board meeting reports presented by Mercer Investment Consulting, Townsend Group, and Goldstein and Associates
- Mr. Scott Reeder, of the Small Newspaper Group, requested annual pension amounts for 2 CTPF pensioners
- Mr. Jeff D. Stachewicz, of FOIA Group, Inc., requested CTPF portfolios that held Baxter International Inc.
- Mr. William Zeitler, of CFB Computers, requested a listing of monthly pension amounts greater than \$8,000 for CTPF pensioners and the 2006 Annual Report

APPROVAL OF MINUTES

Minutes of Special Board Meeting on January 17, 2008 Approved

A motion was made by Mr. Carrero, seconded by Ms. Otero, and unanimously passed, to approve the minutes of the Special Board Meeting on January 17, 2008.

REPORT OF THE ACTUARY

Summary of Results of the Actuarial Valuation as of June 30, 2007

Mr. Sandor Goldstein of Goldstein and Associates presented the final actuarial report based on the June 30, 2007 actuarial valuation. This valuation was performed for the purpose of determining funding requirements of CPS and the State of Illinois. Mr. Goldstein indicated that the total actuarial liability of the Fund was \$14,677,184,345 and the actuarial value of assets was \$11,807,100,821, resulting in an unfunded liability of \$2,870,083,524, and a funded ratio of 80.4%. He commented that the Board of Education contribution requirement for fiscal year 2009 is \$177,798,000.

Mr. Kevin Huber commented that he will send a letter to the Board of Education and the State of Illinois notifying them of their contribution requirements for fiscal year 2009.

A motion was made by Dr. Pilditch, seconded by Ms. Otero, and unanimously passed, to accept the Actuarial Valuation as of June 30, 2007 as presented by the actuary.

REPORT OF THE LEGISLATIVE LOBBYISTS

Legislative Update

Mr. Henry P. Anselmo of Henry P. Anselmo and Associates and Mr. Eugene M. Barnes of E.M. Barnes and Associates reported that HB1231, a bill which would increase the Fund's allowable health insurance expenditure per year from \$65 million to \$75 million, was held up in the Senate last year after passing the House. They reported that the bill will be difficult to pass without the support of CPS. The lobbyists expressed the need for continued talks between CPS and CTPF to address CPS' concerns with the bill.

Mr. Anselmo and Mr. Barnes recommended that the Trustees reduce the number of proposals on their 2008 legislative agenda and focus on priority items only. Following discussion, the Trustees directed the Fund's actuary to prepare cost estimates on all proposals presented in the 2008 legislative agenda and present an analysis at the next Pension Laws and Rules Committee meeting for review and prioritization.

Discussion of Change in Method of Granting Service Credit

Mr. Huber asked the Trustees to consider a future legislative proposal that would change the method in which service credit is granted to members. The Trustees directed Mr. Huber to begin working with the Fund's legal counsel and actuary to come up with a feasible proposal and to determine the financial impact.

REPORT OF THE REAL ESTATE INVESTMENT CONSULTANT

Review of Quarterly Performance Report

Mr. Robert Kochis of The Townsend Group reviewed the quarterly performance report for the period ending September 30, 2007 and addressed questions raised by the Trustees. Mr. Kochis reported that the real estate program is meeting performance objectives. Mr. Kochis was asked to follow up with the Trustees on potentially restructuring the program to increase international exposure.

Review of 2008 Real Estate Investment Plan

Mr. Kochis reviewed the 2007 accomplishments and reported that the real estate program was fully funded and in compliance with its strategic objects. He reviewed the following initiatives for 2008.

- Target 40% of private real estate to more tactical non-core exposure
- Increase Emerging Manager exposure to 15% of real estate
- Increase international real estate closer to the permissible limit (15% of private real estate)

Townsend recommended a commitment of \$125 million to private non-core real estate to achieve the 40% non-core target by 2011. Townsend recommended a breakdown of \$85 million to private international, and \$40 million to emerging managers.

Mr. Kochis reported that 3 managers targeting Asian investment opportunities will make presentations to the Trustees on March 13, 2008.

Ascendance Partners Included in Emerging Manager Search

A motion was made by Mr. Ward, seconded by Ms. Nelson, and unanimously passed, to include Ascendance Partners in the search for emerging managers.

2008 Real Estate Investment Plan Accepted

A motion was made by Mr. Ward, seconded by Ms. Reilly, and unanimously passed, to accept the 2008 Real Estate Investment Plan as presented.

REPORT OF THE INVESTMENT COMMITTEE

February 1, 2008 First Friday Manager Meeting Report Presented

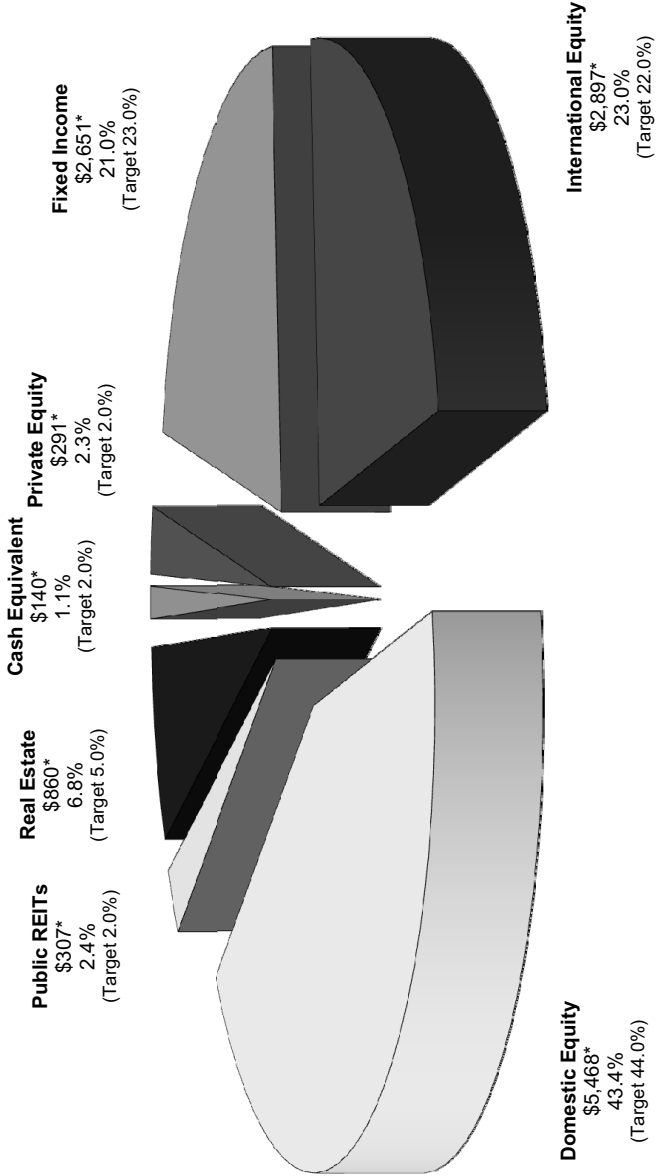
Chairperson O'Brill presented the report of the "First Friday" Meeting on February 1, 2008 (see Exhibit A attached).

Investment Committee Reports

Chairperson O'Brill recommended that the following reports be recorded in the proceedings of this meeting:

1. Allocation Overview
2. Investment Summary by Manager
3. Manager Activity Summary Report
4. Manager Fee Analysis
5. Asset Allocation Analysis
6. Actual Allocation vs. Policy Targets
7. Minority and Female Owned Investment Managers

**PUBLIC SCHOOL TEACHERS' PENSION AND RETIREMENT FUND OF CHICAGO
ALLOCATION OVERVIEW
as of November 30, 2007**



INVESTMENT SUMMARY BY MANAGER
NOVEMBER 30, 2006 THROUGH NOVEMBER 30, 2007

| | FAIR VALUE 11/30/2007 | FAIR VALUE 6/30/2007 | FAIR VALUE 11/30/2006 | % CHANGE IN MV 5 Months | % CHANGE IN MV 12 Months | CASH OR SHORT-TERM | % OF CASH |
|---------------------------|--------------------------|-------------------------|--------------------------|----------------------------|-----------------------------|-----------------------|--------------|
| EQUITY | | | | | | | |
| Domestic | | | | | | | |
| Ariel | \$ 206,327,205 | \$237,911,268 | \$ 216,407,941 | -13.3% | -4.7% | \$ 14,776,548 | 7.2% |
| Attucks | 140,030,951 | 140,154,994 | 127,685,872 | -0.1% | 9.7% | 2,894,601 | 2.1% |
| Chicago Equity | 163,256,237 | 180,341,078 | 209,723,262 | -9.5% | * | 846,007 | 0.5% |
| DFA | 96,599,636 | 112,802,044 | 104,565,448 | * | * | — | 0.0% |
| Fidelity | 224,918 | 323,809,104 | 304,487,048 | * | * | 222,487 | 98.9% |
| Harris | 275,723,711 | 278,950,454 | 353,123,510 | -1.2% | * | 395,920 | 0.1% |
| Holland | 142,790,136 | 142,344,680 | 132,629,736 | 0.3% | 7.7% | 1,226,260 | 0.9% |
| J&W Seligman | 287,102,899 | 292,858,330 | 311,976,397 | -2.0% | * | 12,468,823 | 4.3% |
| Lombardia | 135,533,067 | 139,835,715 | 129,703,531 | -3.1% | * | 215,568 | 0.2% |
| Lynmar Capital | 110,572,325 | 57,542,356 | 53,954,285 | * | * | 2,363,194 | 2.1% |
| New Amsterdam | 283,796,559 | 294,739,206 | 276,360,279 | -3.7% | 2.7% | 8,680,133 | 3.1% |
| NTGI 500 | 1,134,395,754 | 1,257,060,822 | 1,787,678,111 | * | * | 5,954,967 | 0.5% |
| NTGI Midcap | 214,629,097 | 221,878,112 | 262,090,989 | * | * | — | 0.0% |
| NTGI Smallcap | 480,122,831 | 522,740,827 | 632,405,675 | * | * | 12,677,778 | 2.6% |
| NTGI Mgr of Mgrs | 141,001,964 | 142,830,601 | 130,790,676 | -1.3% | 7.8% | — | 0.0% |
| Piedmont | 170,504,698 | 118,379,868 | 108,322,688 | * | * | 3,674,275 | 2.2% |
| Progress | 142,442,416 | 144,259,893 | 131,775,607 | -1.3% | 8.1% | 3,087,435 | 2.2% |
| RhumbLine Russell 1000 | 398,998,952 | 402,739,738 | — | -0.9% | * | 2,551,067 | 0.6% |
| RhumbLine Ru. 1000 Growth | 295,038,149 | — | — | * | * | 2,484,879 | 0.8% |
| RhumbLine Russell 2000 | 93,584,575 | 101,343,450 | — | -7.7% | * | 305,392 | 0.3% |
| UBS Global Equity | 276,590,338 | 288,648,926 | 365,323,938 | -4.2% | * | 1,959,651 | 0.7% |
| Waddell & Reed | 199,704,998 | 318,491,444 | 361,838,019 | * | * | 16,788,139 | 8.4% |
| Zenna Financial | — | 44,045 | 59,419,824 | * | * | — | 0.0% |
| Zevenbergen | 78,562,199 | 71,451,200 | 63,630,411 | 10.0% | 23.5% | 1,382,464 | 1.8% |
| State Street-transition | 814,777 | — | — | * | * | 814,777 | 100.0% |
| Total | 5,468,348,392 | 5,791,158,155 | 6,123,893,248 | * | * | 94,955,590 | 1.7% |

INVESTMENT SUMMARY BY MANAGER
NOVEMBER 30, 2006 THROUGH NOVEMBER 30, 2007

| | FAIR VALUE 11/30/2007 | FAIR VALUE 6/30/2007 | FAIR VALUE 11/30/2006 | % CHANGE IN MV 5 Months | % CHANGE IN MV 12 Months | CASH OR SHORT-TERM | % OF CASH |
|-------------------------|--------------------------|-------------------------|--------------------------|----------------------------|-----------------------------|-----------------------|--------------|
| International | | | | | | | |
| Acadian | 438,280,172 | 436,747,105 | — | 0.4% | * | 4,231,841 | 1.0% |
| Brandywine | 204,807,857 | 204,815,172 | — | 0.0% | * | 30,591,941 | 14.9% |
| Earnest Partners | 117,909,809 | 108,364,913 | — | 8.8% | * | 5,531,364 | 4.7% |
| Lazard | 654,883,613 | 625,905,571 | 520,902,690 | 4.6% | * | 15,412,701 | 2.4% |
| MFS Advisors | 457,264,185 | 451,726,102 | 594,054,997 | 1.2% | * | 8,941,931 | 2.0% |
| Morgan Stanley | 804,318,238 | 792,870,733 | 789,801,998 | 1.4% | 1.8% | 22,019,109 | 2.7% |
| UIM | 113,173,132 | 109,039,739 | — | 3.8% | * | 2,788,112 | 2.5% |
| William Blair | 106,266,821 | 104,672,650 | — | 1.5% | * | 637,084 | 0.6% |
| Lambright-transition | — | 3 | — | * | * | — | 0.0% |
| State Street-transition | 15,573 | 866,823 | — | * | * | — | 0.0% |
| Total | 2,896,919,400 | 2,835,008,811 | 1,904,759,685 | * | * | 90,154,082 | 3.1% |
| Public REITs | | | | | | | |
| Adelante | \$ 83,497,499 | \$ 49,826,238 | \$ 62,886,925 | 67.6% | * | \$ 38,249,524 | 45.8% |
| Morgan Stanley | 145,462,539 | 111,611,490 | 127,845,696 | 30.3% | * | 38,502,969 | 26.5% |
| Urdang | 77,975,260 | 82,103,212 | 109,900,113 | -5.0% | * | 778,239 | 1.0% |
| Total | 306,935,298 | 243,540,940 | 300,632,733 | 26.0% | * | 77,530,731 | 25.3% |
| TOTAL EQUITY | 8,672,203,090 | 8,869,707,906 | 8,329,285,666 | * | * | 263,455,180 | 3.0% |
| REAL ESTATE | | | | | | | |
| Blackstone | — | — | — | * | * | — | 0.0% |
| Capital Associates | 82,640 | 109,524 | 4,275,992 | * | * | — | 0.0% |
| Capri Select Income II | 24,914,143 | 21,444,875 | 14,086,900 | * | * | — | 0.0% |
| CB Richard Ellis | 30,604,709 | 39,626,342 | 35,729,950 | * | * | — | 0.0% |
| DV Urban | 3,724,077 | 3,190,744 | 3,726,921 | * | * | — | 0.0% |

**INVESTMENT SUMMARY BY MANAGER
NOVEMBER 30, 2006 THROUGH NOVEMBER 30, 2007**

| | FAIR VALUE 11/30/2007 | FAIR VALUE 6/30/2007 | FAIR VALUE 11/30/2006 | % CHANGE IN MV 5 Months | % CHANGE IN MV 12 Months | CASH OR SHORT-TERM | % OF CASH |
|-----------------------------|--------------------------|-------------------------|--------------------------|----------------------------|-----------------------------|-----------------------|--------------|
| Fremont | 18,683,497 | 15,804,766 | 12,641,663 | * | * | — | 0.0% |
| Intercontinental | 40,427,593 | 40,178,129 | 32,851,801 | * | * | — | 0.0% |
| JP Morgan | 212,524,511 | 207,296,236 | 187,942,932 | * | * | — | 0.0% |
| Morgan Stanley (Lend Lease) | 3,896 | 3,896 | 111,176 | * | * | — | 0.0% |
| Olympus | 2,929,358 | 3,171,383 | 9,728,631 | * | * | — | 0.0% |
| PRISA I | 156,662,545 | 154,021,301 | 138,888,168 | * | * | — | 0.0% |
| PRISA II | 67,481,945 | 67,689,014 | 61,311,505 | * | * | — | 0.0% |
| RREEF | 326,922 | 322,340 | 736,000 | * | * | — | 0.0% |
| RREEF Global | 18,153,616 | 10,352,722 | 4,859,886 | * | * | — | 0.0% |
| UBS Realty Inv. | 195,733,562 | 193,285,680 | 171,845,441 | * | * | — | 0.0% |
| Urban America | 6,378,718 | 3,564,951 | — | * | * | — | 0.0% |
| Walton I | 980,653 | 980,653 | 844,726 | * | * | — | 0.0% |
| Walton II | 10,475,842 | 10,475,842 | 13,412,314 | * | * | — | 0.0% |
| Walton III | 8,780,863 | 9,355,348 | 14,588,332 | * | * | — | 0.0% |
| Walton IV | 34,630,707 | 34,630,707 | 39,381,844 | * | * | — | 0.0% |
| Walton V | 26,332,046 | 26,915,916 | 5,480,722 | * | * | — | 0.0% |
| TOTAL | 859,831,843 | 842,420,369 | 752,444,904 | * | * | — | 0.0% |
| PRIVATE EQUITY | | | | | | | |
| Adams Street | \$ 77,758,685 | \$ 85,430,731 | \$ 67,477,980 | * | * | \$ | 0.0% |
| Harbourvest | 75,530,826 | 85,149,073 | 68,743,855 | * | * | — | 0.0% |
| Hispania | 1,092,739 | 1,167,994 | 879,187 | * | * | — | 0.0% |
| ICV Capital Partners | 1,304,503 | 815,774 | 867,088 | * | * | — | 0.0% |
| Mesirow -Fund I | 24,296,373 | 27,496,373 | 24,336,294 | * | * | — | 0.0% |
| Mesirow -Fund II | 35,901,900 | 34,551,900 | 26,614,126 | * | * | — | 0.0% |
| Mesirow -Fund IV | 2,598,819 | — | — | * | * | — | 0.0% |
| Mesirow- Capital VIII | 2,733,455 | 2,636,033 | 3,340,359 | * | * | — | 0.0% |
| Mesirow - Capital IX | 4,937,230 | 4,809,996 | 1,795,661 | * | * | — | 0.0% |

**INVESTMENT SUMMARY BY MANAGER
NOVEMBER 30, 2006 THROUGH NOVEMBER 30, 2007**

| | FAIR VALUE 11/30/2007 | FAIR VALUE 6/30/2007 | FAIR VALUE 11/30/2006 | % CHANGE IN MV 5 Months | % CHANGE IN MV 12 Months | CASH OR SHORT- TERM | % OF CASH |
|----------------------------|--------------------------|-------------------------|--------------------------|----------------------------|-----------------------------|------------------------|--------------|
| Muller and Monroe | 6,132,720 | 4,857,214 | 3,050,652 | * | * | — | 0.0% |
| Palladium Partners | 2,900,080 | 2,854,973 | 1,512,560 | * | * | 35,339 | 1.2% |
| Pantheon III | 13,659,906 | 15,059,906 | 15,784,974 | * | * | — | 0.0% |
| Pantheon- Fund IV | 24,125,895 | 28,501,224 | 21,845,736 | * | * | — | 0.0% |
| Pantheon- Intl. | 13,823,798 | 14,980,287 | 12,062,812 | * | * | 898,031 | 6.5% |
| Pharos Capital | 3,188,392 | 3,216,319 | 2,648,241 | * | * | — | 0.0% |
| Syncom | 1,308,347 | 753,561 | 296,279 | * | * | 937,507 | 71.7% |
| TOTAL | 291,293,668 | 312,281,358 | 251,255,804 | * | * | 1,870,876 | 0.6% |
| FIXED INCOME | | | | | | | |
| Lehman Brothers | 408,722,173 | 398,329,007 | 408,046,832 | 2.6% | 0.2% | 6,840,945 | 1.7% |
| LM Capital | 64,753,653 | 62,294,307 | 63,957,594 | 3.9% | 1.2% | 174,550 | 0.3% |
| NTGI Fixed Income | 1,486,107,852 | 1,431,716,806 | 1,470,045,372 | 3.8% | 1.1% | 8,443,306 | 0.6% |
| Smith Graham | 64,473,372 | 62,559,378 | 64,416,907 | 3.1% | 0.1% | 18,560,354 | 28.8% |
| Taplin, Canida and Habacht | 119,936,922 | 119,652,717 | 122,381,508 | 0.2% | -2.0% | 4,245,802 | 3.5% |
| Western Asset Mgmt | 507,279,219 | 499,449,652 | 514,130,487 | 1.6% | -1.3% | 309,037,525 | 60.9% |
| TOTAL | 2,651,273,190 | 2,574,001,867 | 2,642,978,701 | 3.0% | 0.3% | 347,302,481 | 13.1% |
| SHORT TERM | | | | | | | |
| Appropriation Acct. | 48,391,015 | 48,692,546 | 49,840,752 | * | * | 48,391,015 | 100.0% |
| Cash Equivalent | 91,221,930 | 150,673,471 | 67,727,425 | * | * | 91,221,930 | 100.0% |
| TOTAL | 139,612,945 | 199,366,017 | 117,568,177 | * | * | 139,612,945 | 100.0% |
| TOTAL PORTFOLIO | \$ 12,614,214,735 | \$ 12,797,777,517 | \$ 12,093,533,252 | * | * | \$ 752,241,483 | 6.0% |

* Does not reflect the true change in market value due to contributions/distributions made during the period.
Note: Fair Value includes Cash and Cash Equivalents, A/P, A/R, and Accrual Income.

MANAGER ACTIVITY SUMMARY REPORT
November 30, 2006 THROUGH November 30, 2007

| | FAIR VALUE 11/30/2007 | FAIR VALUE 6/30/2007 | PURCHASES | SALES | TURNOVER % |
|---------------------------|--------------------------|-------------------------|---------------|---------------|------------|
| EQUITY | | | | | |
| Domestic | | | | | |
| Ariel | \$ 206,327,205 | \$ 237,911,268 | \$ 36,484,440 | \$ 38,628,708 | 16.43% |
| Attucks | 140,030,951 | 140,154,994 | 50,322,466 | 48,630,618 | 34.71% |
| Chicago Equity | 163,256,237 | 180,341,078 | 83,215,183 | 82,603,845 | 48.08% |
| DFA | 96,599,636 | 112,802,044 | - | 284,345 | 0.27% |
| Fidelity | 224,918 | 323,809,104 | 35,221,438 | 35,980,114 | 21.74% |
| Harris | 275,723,711 | 278,950,454 | 58,299,507 | 58,261,747 | 21.01% |
| Holland | 142,790,136 | 142,344,680 | 25,288,398 | 25,270,464 | 17.73% |
| J&W Seligman | 287,102,899 | 292,858,330 | 164,382,306 | 164,519,983 | 56.69% |
| Lombardia | 135,533,067 | 139,835,715 | 53,773,351 | 54,057,538 | 39.06% |
| Lynmar Capital | 110,572,325 | 57,542,356 | 51,997,440 | 52,681,813 | 61.86% |
| New Amsterdam | 283,796,559 | 294,739,206 | 75,226,677 | 78,219,645 | 26.01% |
| NTGI 500 | 1,134,395,754 | 1,257,060,822 | 26,288,932 | 134,139,424 | 2.20% |
| NTGI Midcap | 214,629,097 | 221,878,112 | - | 6,903 | 0.00% |
| NTGI Smallcap | 480,122,831 | 522,740,827 | 37,129,989 | 5,946,418 | 1.19% |
| NTGI Mgr of Mgrs | 141,001,964 | 142,830,601 | 9,700,000 | 10,087,601 | 6.84% |
| Piedmont | 170,504,698 | 118,379,868 | 54,366,978 | 54,882,381 | 37.64% |
| Progress | 142,442,416 | 144,259,893 | 71,791,448 | 71,003,063 | 49.53% |
| RhumbLine Russell 1000 | 398,998,952 | 402,739,738 | 19,494,501 | 10,709,030 | 2.67% |
| RhumbLine Ru. 1000 Growth | 295,038,149 | - | 8,621,010 | 3,691,027 | 2.50% |
| RhumbLine Russell 2000 | 93,584,575 | 101,343,450 | 6,591,080 | 1,155,666 | 1.19% |
| UBS Global Equity | 276,590,338 | 288,648,926 | 31,656,860 | 19,366,856 | 6.85% |
| Waddell & Reed | 199,704,998 | 318,491,444 | 95,399,072 | 105,121,515 | 36.82% |
| Zenna Financial | - | 44,045 | - | - | 0.00% |
| Zevenbergen | 78,562,199 | 71,451,200 | 14,564,727 | 16,137,753 | 19.42% |
| State Street-transition | 814,777 | - | 254,706,097 | 296,899,388 | N/A |
| Total | 5,468,348,392 | 5,791,158,155 | 1,264,521,901 | 1,368,285,844 | |

MANAGER ACTIVITY SUMMARY REPORT
November 30, 2006 THROUGH November 30, 2007

| | FAIR VALUE 11/30/2007 | FAIR VALUE 6/30/2007 | PURCHASES | SALES | TURNOVER % |
|--------------------------|--------------------------|-------------------------|---------------|---------------|------------|
| International | | | | | |
| Acadian | 438,280,172 | 436,747,105 | 207,850,323 | 207,661,257 | 47.46% |
| Brandywine | 204,807,857 | 204,815,172 | 20,174,753 | 42,929,186 | 9.85% |
| Earnest Partners | 117,909,809 | 108,364,913 | 3,635,600 | 4,956,802 | 4.38% |
| Lazard | 654,883,613 | 625,905,571 | 81,791,113 | 81,690,254 | 12.76% |
| MFS Advisors | 457,264,185 | 451,726,102 | 42,132,801 | 50,068,322 | 9.27% |
| Morgan Stanley | 804,318,238 | 792,870,733 | 177,298,953 | 178,018,428 | 22.20% |
| UIM | 113,173,132 | 109,039,739 | 56,749,704 | 60,572,648 | 51.08% |
| William Blair | 106,266,821 | 104,672,650 | 39,791,896 | 39,271,886 | 37.24% |
| Lambright- transition | - | 3 | - | - | N/A |
| State Street- transition | 15,573 | 866,823 | - | - | N/A |
| Total | 2,896,919,400 | 2,835,008,811 | 629,425,143 | 665,168,784 | |
| Public REITs | | | | | |
| Adelante | 83,497,499 | 49,826,238 | 20,559,842 | 4,378,364 | 6.57% |
| Morgan Stanley | 145,462,539 | 111,611,490 | 60,814,525 | 37,890,166 | 29.48% |
| Urdang | 77,975,260 | 82,103,212 | 46,897,352 | 45,076,175 | 56.32% |
| Total | 306,935,298 | 243,540,940 | 128,271,720 | 87,344,705 | |
| TOTAL EQUITY | 8,672,203,090 | 8,869,707,906 | 2,022,218,763 | 2,120,799,333 | |
| FIXED INCOME | | | | | |
| Lehman Brothers | 408,722,173 | 398,329,007 | 545,165,162 | 550,749,395 | 135.10% |
| LM Capital | 64,753,653 | 62,294,307 | 9,804,184 | 8,687,373 | 13.68% |
| NTGI Fixed Income | 1,486,107,852 | 1,431,716,806 | 204,678,081 | 161,157,933 | 11.05% |
| Smith Graham | 64,473,372 | 62,559,378 | 126,950,859 | 98,946,765 | 155.78% |

MANAGER ACTIVITY SUMMARY REPORT
November 30, 2006 THROUGH November 30, 2007

| | FAIR VALUE 11/30/2007 | FAIR VALUE 6/30/2007 | PURCHASES | SALES | TURNOVER % |
|-----------------------------|----------------------------------|---------------------------------|------------------|---------------|-------------------|
| Taplin, Canida and Habacht | 119,936,922 | 119,652,717 | 31,387,917 | 25,039,842 | 20.90% |
| Western Asset Mgmt | 507,279,219 | 499,449,652 | 1,464,466,047 | 1,428,757,585 | 283.84% |
| TOTAL | 2,651,273,190 | 2,574,001,867 | 2,382,452,250 | 2,273,338,893 | |
| REAL ESTATE | | | | | |
| Capital Associates | \$ 82,640 | \$ 109,524 | \$ - | \$ - | N/A |
| Capri Select Income II | 24,914,143 | 21,444,875 | 3,584,000 | 160,000 | N/A |
| CB Richard Ellis | 30,604,709 | 39,626,342 | 1,497,000 | 10,256,318 | N/A |
| DV Urban | 3,724,077 | 3,190,744 | 689,583 | - | N/A |
| Fremont | 18,683,497 | 15,804,766 | 2,856,077 | - | N/A |
| Intercontinental | 40,427,593 | 40,178,129 | - | - | N/A |
| JP Morgan | 212,524,511 | 207,296,236 | - | 6,631,435 | N/A |
| Morgan Stanley (Lend Lease) | 3,896 | 3,896 | - | - | N/A |
| Olympus | 2,929,358 | 3,171,383 | - | - | N/A |
| PRISA I | 156,662,545 | 154,021,301 | - | 2,429,200 | N/A |
| PRISA II | 67,481,945 | 67,689,014 | - | 1,176,250 | N/A |
| RREEF | 326,922 | 322,340 | - | - | N/A |
| RREEF Global | 18,153,616 | 10,352,722 | - | - | N/A |
| UBS Realty Inv. | 195,733,562 | 193,285,680 | 9,352,295 | 505,021 | N/A |
| Urban America | 6,378,718 | 3,564,951 | 2,814,435 | - | N/A |
| Walton I | 980,653 | 980,653 | - | - | N/A |
| Walton II | 10,475,842 | 10,475,842 | - | - | N/A |
| Walton III | 8,780,863 | 9,355,348 | - | 394,729 | N/A |
| Walton IV | 34,630,707 | 34,630,707 | - | - | N/A |
| Walton V | 26,332,046 | 26,915,916 | - | - | N/A |
| TOTAL | 859,831,843 | 842,420,369 | 20,793,390 | 21,552,953 | |

MANAGER ACTIVITY SUMMARY REPORT
November 30, 2006 THROUGH November 30, 2007

| | FAIR VALUE 11/30/2007 | FAIR VALUE 6/30/2007 | PURCHASES | SALES | TURNOVER % |
|------------------------|--------------------------|-------------------------|-----------------|-----------------|------------|
| PRIVATE EQUITY | | | | | |
| Adams Street | 77,758,685 | 85,430,731 | 4,053,889 | 4,555,836 | N/A |
| Harbourvest | 75,530,826 | 85,149,073 | - | 2,984,587 | N/A |
| Hispania | 1,092,739 | 1,167,994 | - | - | N/A |
| ICV Capital Partners | 1,304,503 | 815,774 | 523,034 | - | N/A |
| Mesirow - Fund I | 24,296,373 | 27,496,373 | 800,000 | 2,400,000 | N/A |
| Mesirow - Fund II | 35,901,900 | 34,551,900 | 4,950,000 | 1,080,000 | N/A |
| Mesirow - Fund IV | 2,598,819 | - | 2,600,000 | - | N/A |
| Mesirow - Capital VIII | 2,733,455 | 2,636,033 | - | - | N/A |
| Mesirow - Capital IX | 4,937,230 | 4,809,996 | - | - | N/A |
| Muller and Monroe | 6,132,720 | 4,857,214 | 1,584,016 | 108,085 | N/A |
| Palladium Partners | 2,900,080 | 2,854,973 | 305,371 | 225,519 | N/A |
| Pantheon III | 13,659,906 | 15,059,906 | - | 331,056 | N/A |
| Pantheon- Fund IV | 24,125,895 | 28,501,224 | - | 1,168,839 | N/A |
| Pantheon- Intl. | 13,823,798 | 14,980,287 | 328,706 | 1,607,622 | N/A |
| Pharos Capital | 3,188,392 | 3,216,319 | 562,500 | 583,086 | N/A |
| Syncom | 1,308,347 | 753,561 | 1,317,638 | 937,507 | N/A |
| TOTAL | 291,293,668 | 312,281,358 | 17,025,154 | 15,982,138 | |
| SHORT TERM | | | | | |
| Appropriation Acct. | 48,391,015 | 48,692,546 | - | - | N/A |
| Cash Equivalent | 91,221,930 | 150,673,471 | 42 | - | N/A |
| TOTAL | 139,612,945 | 199,366,017 | 42 | - | |
| GRAND TOTAL | \$12,614,214,735 | \$12,797,777,517 | \$4,442,489,599 | \$4,431,673,317 | |

MANAGER FEE ANALYSIS AS OF NOVEMBER 30, 2007

| | MANAGER FEES 7/1- 11/30/07 | FAIR VALUE 11/30/2007 | ANNUAL FEE IN BASIS POINTS | FY 2007 MGR FEES |
|---------------------------|-------------------------------|--------------------------|-------------------------------|---------------------|
| EQUITY | | | | |
| Domestic | | | | |
| Ariel | \$ 272,749 | \$ 206,327,205 | 31.73 | \$ 662,535 |
| Attucks | 380,136 | 140,030,951 | 65.15 | 851,753 |
| Chicago Equity | 175,785 | 163,256,237 | 25.84 | 482,114 |
| DFA | 219,256 | 96,599,636 | 54.47 | 559,866 |
| Fidelity * | 287,188 | 224,918 | N/A | 673,057 |
| Harris | 257,267 | 275,723,711 | 22.39 | 690,500 |
| Holland | 208,879 | 142,790,136 | 35.11 | 499,661 |
| J&W Seligman | 415,090 | 287,102,899 | 34.70 | 999,749 |
| Lombardia | 228,843 | 135,533,067 | 40.52 | 466,466 |
| Lynmar Capital * | 170,755 | 110,572,325 | 37.06 | 357,548 |
| New Amsterdam | 279,293 | 283,796,559 | 23.62 | 713,911 |
| NTGI 500 | 52,378 | 1,134,395,754 | 1.11 | 166,015 |
| NTGI Midcap | 9,245 | 214,629,097 | 1.03 | 25,677 |
| NTGI Smallcap | 125,571 | 480,122,831 | 6.28 | 344,024 |
| NTGI Mgr of Mgrs * | 386,559 | 141,001,964 | 65.80 | 852,648 |
| Piedmont * | 195,071 | 170,504,698 | 27.46 | 322,831 |
| Progress * | 326,516 | 142,442,416 | 55.01 | 863,192 |
| RhumbLine Russell 1000 | 20,865 | 398,998,952 | 1.25 | 8,211 |
| RhumbLine Ru. 1000 Growth | 6,214 | 295,038,149 | 1.25 | - |
| RhumbLine Russell 2000 | 4,981 | 93,584,575 | 1.25 | 2,066 |
| UBS Global Equity | 310,460 | 276,590,338 | 26.94 | 814,753 |
| Waddell & Reed | 181,090 | 199,704,998 | 21.76 | 524,796 |
| Zenna Financial | - | - | N/A | 14,852 |
| Zevenbergen | 126,228 | 78,562,199 | 38.56 | 255,480 |
| State Street- transition | - | 814,777 | N/A | - |
| Total | 4,640,419 | 5,468,348,392 | 20.37 | 11,151,704 |
| International | | | | |
| Acadian | 775,107 | 438,280,172 | 41.11 | 574,682 |
| Brandywine | 405,930 | 204,807,857 | 47.97 | 298,521 |
| Earnest Partners | 224,139 | 117,909,809 | 43.28 | 159,081 |
| Lazard | 543,150 | 654,883,613 | 19.91 | 888,128 |
| MFS Advisors | 679,125 | 457,264,185 | 35.64 | 1,848,924 |
| Morgan Stanley | 1,197,367 | 804,318,238 | 35.73 | 2,865,430 |
| UIM | 377,489 | 113,173,132 | 76.56 | 277,373 |
| William Blair | 390,299 | 106,266,821 | 84.90 | 288,301 |
| Transition Managers | - | 15,573 | N/A | - |
| Total | 4,592,605 | 2,896,919,400 | 37.52 | 7,200,439 |
| Public REITs | | | | |
| Adelante | 120,719 | 83,497,499 | 34.70 | 316,010 |
| Morgan Stanley | 297,312 | 145,462,539 | 49.05 | 754,682 |
| Urdang | 161,632 | 77,975,260 | 49.75 | 485,562 |
| Total | 579,663 | 306,935,298 | 45.33 | 1,556,254 |
| TOTAL EQUITY | 9,812,687 | 8,672,203,090 | 26.98 | 19,908,397 |
| FIXED INCOME | | | | |
| Lehman Brothers | 64,503 | 408,722,173 | 3.79 | 230,022 |
| LM Capital | 54,941 | 64,753,653 | 20.36 | 131,344 |
| NTGI Fixed Income | 59,655 | 1,486,107,852 | 0.96 | 144,831 |

February 13

210

2008

| | | | | |
|----------------------------|----------------|----------------------|-------------|------------------|
| Smith Graham | 66,017 | 64,473,372 | 24.57 | 157,543 |
| Taplin, Canida and Habacht | 82,631 | 119,936,922 | 16.53 | 200,049 |
| Western Asset Mgmt | 374,461 | 507,279,219 | 17.72 | 905,940 |
| TOTAL | 702,208 | 2,651,273,190 | 6.36 | 1,769,729 |

REAL ESTATE

| | | | | |
|-----------------------------|------------------|--------------------|------------|------------------|
| Blackstone | \$ - | \$ - | N/A | \$ - |
| Capital Associates * | - | 82,640 | N/A | 22,640 |
| Capri Select Income II * | 130,208 | 24,914,143 | N/A | 312,500 |
| CB Richard Ellis * | 115,675 | 30,604,709 | N/A | 292,209 |
| DV Urban | 130,208 | 3,724,077 | N/A | 312,500 |
| Fremont | 187,500 | 18,683,497 | N/A | 450,000 |
| Intercontinental | 183,790 | 40,427,593 | N/A | 437,500 |
| JP Morgan | 887,100 | 212,524,511 | N/A | 1,953,441 |
| Morgan Stanley (Lend Lease) | - | 3,896 | N/A | - |
| Olympus | - | 2,929,358 | N/A | 56,708 |
| PRISA I | 486,374 | 156,662,545 | N/A | 1,147,864 |
| PRISA II | 241,405 | 67,481,945 | N/A | 700,526 |
| RREEF | - | 326,922 | N/A | 11,619 |
| RREEF Global * | 142,833 | 18,153,616 | N/A | 529,280 |
| UBS Realty Inv. | 852,543 | 195,733,562 | N/A | 1,901,312 |
| Urban America | 130,202 | 6,378,718 | N/A | 334,477 |
| Walton I | 2,833 | 980,653 | N/A | 7,685 |
| Walton II | 30,000 | 10,475,842 | N/A | 90,810 |
| Walton III | 40,000 | 8,780,863 | N/A | 114,974 |
| Walton IV * | 178,333 | 34,630,707 | N/A | 460,060 |
| Walton V * | 128,333 | 26,332,046 | N/A | 211,505 |
| TOTAL | 3,867,338 | 859,831,843 | N/A | 9,347,610 |

PRIVATE EQUITY

| | | | | |
|-------------------------|------------------|--------------------|------------|------------------|
| Adams Street * | 383,780 | 77,758,685 | N/A | 915,674 |
| Harbourvest * | 416,667 | 75,530,826 | N/A | 1,000,000 |
| Hispania * | 133,333 | 1,092,739 | N/A | 307,840 |
| ICV Capital Partners * | 62,500 | 1,304,503 | N/A | 148,520 |
| Mesirow - Fund I * | 136,458 | 24,296,373 | N/A | 333,500 |
| Mesirow - Fund II * | 146,875 | 35,901,900 | N/A | 352,500 |
| Mesirow - Fund IV * | - | 2,598,819 | N/A | - |
| Mesirow- Capital VIII * | 41,667 | 2,733,455 | N/A | 100,000 |
| Mesirow- Capital IX * | 83,333 | 4,937,230 | N/A | 200,000 |
| Muller and Monroe * | 104,167 | 6,132,720 | N/A | 250,000 |
| Palladium Partners * | 62,500 | 2,900,080 | N/A | 150,000 |
| Pantheon * | 116,667 | 13,659,906 | N/A | 267,162 |
| Pantheon- Fund IV * | 100,000 | 24,125,895 | N/A | 227,972 |
| Pantheon- Intl. * | 50,000 | 13,823,798 | N/A | 160,204 |
| Pharos Capital * | 78,125 | 3,188,392 | N/A | 187,500 |
| Syncom * | 70,312 | 1,308,347 | N/A | 196,875 |
| TOTAL | 1,986,384 | 291,293,668 | N/A | 4,797,747 |

SHORT TERM

| | | | | |
|---------------------|----------|--------------------|----------|----------|
| Appropriation Acct. | - | 48,391,015 | N/A | - |
| Cash Equivalent | - | 91,221,930 | N/A | - |
| TOTAL | - | 139,612,945 | - | - |

| | | | | |
|--------------------|---------------------|-------------------------|--------------|---------------------|
| GRAND TOTAL | \$16,368,617 | \$12,614,214,735 | 31.02 | \$35,823,483 |
|--------------------|---------------------|-------------------------|--------------|---------------------|


* May not provide a strong comparison due to contributions/distributions made during the period.

Note: Fair Value includes Cash and Cash Equivalents, A/P, A/R, and Accrual Income.

ASSET ALLOCATION ANALYSIS

| | Fair Value 11/30/07 | Actual % | Allocation Policy | % Over/ (Under) Allocated | \$ Over/ (Under) Allocated |
|---------------------------|------------------------|---------------|----------------------|---------------------------------|----------------------------------|
| Large Cap Equity | | | | | |
| Index | 1,829,247,633 | 14.5% | 13.5% | 1.0% | 126,328,643 |
| Core | 699,022,555 | 5.5% | 6.0% | -0.5% | (57,830,330) |
| Value | 839,951,632 | 6.7% | 6.0% | 0.7% | 83,098,748 |
| Growth | 453,063,814 | 3.6% | 6.0% | -2.4% | (303,789,070) |
| Total Large Cap | 3,821,285,633 | 30.3% | 31.5% | -1.2% | (152,192,008) |
| Mid Cap Equity | | | | | |
| Index | 214,629,097 | 1.7% | 1.75% | 0.0% | (6,119,661) |
| Core | 214,900,055 | 1.7% | 1.75% | 0.0% | (5,848,703) |
| Total Mid Cap | 429,529,152 | 3.4% | 3.5% | -0.1% | (11,968,364) |
| Small Cap Equity | | | | | |
| Index | 573,707,406 | 4.5% | 4.5% | 0.0% | 6,067,743 |
| Value | 332,759,669 | 2.6% | 2.25% | 0.4% | 48,939,838 |
| Growth | 311,062,943 | 2.5% | 2.25% | 0.2% | 27,243,111 |
| Total Small Cap | 1,217,530,018 | 9.7% | 9.0% | 0.7% | 82,250,692 |
| International | 2,896,919,400 | 23.0% | 22.0% | 1.0% | 121,792,158 |
| Private Equity | 291,293,668 | 2.3% | 2.0% | 0.3% | 39,009,373 |
| REIT | 306,935,298 | 2.4% | 2.0% | 0.4% | 54,651,003 |
| Total Equity | 8,963,493,169 | 71.1% | 70.0% | 1.1% | 133,542,854 |
| Real Estate | 859,831,843 | 6.8% | 5.0% | 1.8% | 229,121,106 |
| Fixed Income | | | | | |
| Index | 1,486,107,852 | 11.8% | 14.0% | -2.2% | (279,882,211) |
| Enhanced Index | 408,722,173 | 3.2% | 3.5% | -0.3% | (32,775,343) |
| Core | 184,690,574 | 1.5% | 1.0% | 0.5% | 58,548,427 |
| Opportunistic | 571,752,590 | 4.5% | 4.5% | 0.0% | 4,112,927 |
| Total Fixed Income | 2,651,273,190 | 21.0% | 23.0% | -2.0% | (249,996,199) |
| Cash Equivalents | 139,616,534 | 1.1% | 2.0% | -0.9% | (112,667,761) |
| Total Fund | 12,614,214,735 | 100.0% | 100.0% | 0.0% | 0 |
| Total Active | 8,370,906,214 | 66.4% | 64.3% | 2.1% | 266,273,246 |
| Total Passive | 4,243,308,521 | 33.6% | 35.8% | -2.1% | (266,273,246) |

Actual Allocation vs. Policy Targets as of November 30, 2007



MINORITY AND FEMALE OWNED INVESTMENT MANAGERS

Goal: 25% of Active Managers

| | 11/30/07 | 6/30/07 | 6/30/06 | 6/30/05 | 6/30/04 | 6/30/03 |
|--------------------------|------------------|------------------|------------------|------------------|------------------|------------------|
| Total Fund (1) | \$12,474.6 | \$12,598.4 | \$11,169.2 | \$10,668.5 | \$10,158.0 | \$9,066.1 |
| Total Active | \$8,371.8 | \$8,661.0 | \$7,224.9 | \$6,758.9 | \$6,121.5 | \$5,383.3 |
| MWBE Managers: | | | | | | |
| Adelante | 62.9 | 49.8 | 51.8 | - | - | - |
| Affinity | - | 17.0 | - | - | - | - |
| Apex | 38.2 | 32.8 | 27.7 | 22.3 | - | - |
| Ariel | 206.3 | 237.9 | 199.0 | 239.0 | 345.5 | 248.3 |
| Ativo Capital | 22.7 | 16.7 | - | - | - | - |
| Atlanta Life | 83.6 | 65.7 | - | - | - | - |
| Brown Capital | 17.0 | 16.9 | - | - | - | - |
| Capri | 24.9 | 21.4 | 17.6 | 21.4 | 21.2 | 19.8 |
| Channing | 25.1 | 29.7 | 22.3 | 19.7 | - | - |
| Credo | 6.5 | 6.4 | 3.1 | - | - | - |
| Denali | 17.3 | 17.9 | 15.2 | 14.0 | - | - |
| DV Urban | 3.7 | 3.2 | - | - | - | - |
| Earnest Partners | 117.9 | 108.4 | - | - | - | - |
| EDMP | - | - | 12.1 | 11.7 | - | - |
| Fortaleza | 27.3 | 24.2 | 20.9 | 25.8 | - | - |
| GlobeFlex Capital | 24.0 | 23.6 | - | - | - | - |
| GW Capital | 6.4 | 6.7 | - | - | - | - |
| High Pointe | - | - | 32.8 | 24.6 | - | - |
| Hispania | 1.1 | 1.2 | 0.9 | 0.8 | - | - |
| Holland | 142.8 | 142.3 | 123.9 | 122.0 | 121.8 | 39.3 |
| Hoover | 3.0 | 4.7 | 7.8 | - | - | - |
| Howland | 23.3 | 21.3 | 18.0 | 12.8 | - | - |
| ICV Capital | 1.3 | 0.8 | 0.7 | - | - | - |
| Kenwood | - | 8.6 | 7.4 | 40.8 | - | - |
| LM Capital | 64.8 | 62.3 | 61.6 | 65.0 | - | - |
| Locke Capital | 28.4 | 27.3 | - | - | - | - |
| Lombardia (Valenzuela) | 180.8 | 191.1 | 62.8 | 55.4 | - | - |
| Lynmar Capital | 110.6 | 57.5 | 43.6 | 12.9 | - | - |
| MDL | - | - | - | - | 128.3 | 135.1 |
| Muller and Monroe | 6.1 | 4.9 | 2.5 | 0.5 | - | - |
| NCM Capital | 6.8 | 14.5 | 11.4 | 9.5 | - | - |
| Needleman | 4.9 | 5.1 | - | - | - | - |
| New Amsterdam | 283.8 | 294.7 | 258.1 | 246.3 | 219.9 | 122.2 |
| Opus | 5.1 | 4.2 | 4.8 | 9.9 | - | - |
| Palisades | 42.6 | 49.1 | 9.3 | - | - | - |
| Palladium Partners | 2.9 | 2.9 | 1.1 | - | - | - |
| Paradigm | 27.3 | 28.0 | 7.7 | - | - | - |
| Pharos Capital | 3.2 | 3.2 | 2.1 | - | - | - |
| Piedmont | 170.5 | 118.4 | 39.6 | 36.4 | - | - |
| Piedra | 10.6 | 14.9 | 12.1 | 19.0 | - | - |
| Profit | 46.5 | 39.9 | 39.2 | 44.7 | - | - |
| Redwood | 15.3 | - | - | - | - | - |
| RhumbLine | 787.6 | 504.0 | - | - | - | - |
| Rutland Dickson | 9.5 | 9.7 | 8.4 | 8.3 | - | - |
| Smith Graham | 64.5 | 62.6 | 62.1 | 65.6 | 63.9 | 66.8 |
| Syncom | 1.3 | 0.8 | - | - | - | - |
| Taplin, Canida & Habacht | 119.9 | 119.7 | 119.1 | 123.9 | - | - |
| Union Heritage | - | - | - | 8.6 | - | - |
| Urban America | 6.4 | 3.6 | - | - | - | - |

| | | | | | | |
|----------------------------|------------------|------------------|------------------|------------------|----------------|----------------|
| Zenna Financial | - | - | 53.9 | 50.5 | - | - |
| Zevenbergen | 78.6 | 71.5 | 59.4 | 52.7 | 51.8 | 41.0 |
| Total MWBE Managers | \$2,933.3 | \$2,547.1 | \$1,420.0 | \$1,364.1 | \$952.4 | \$672.5 |
| % of Total Active | 25.6% | 23.6% | 18.9% | 19.4% | 15.6% | 12.5% |
| % of Total | 23.5% | 20.2% | 12.7% | 12.8% | 9.4% | 7.4% |

(1) Total Fund assets do not include Cash.

Chairperson O’Brill moved the Report of the Committee on Investments to the omnibus.

REPORT OF THE COMMITTEE ON FINANCE

Administrative Expenses

The following administrative expenses were presented with the recommendations that they be approved.

Administrative Expenses 11/01/07– 11/30/07

| Vendor | Description | Amount | |
|---------------------------|---|-----------------|-----------|
| A T & T MOBILITY | MONTHLY CELL PHONE USAGE, 10/19/07 - 11/18/07: ADAMS | 39.35 | |
| | MONTHLY CELL PHONE USAGE, 11/19/07 - 12/18/07: ADAMS | <u>75.52</u> | 114.87 |
| ANDRASEK, TIM | REIMBURSE, PARKING & MILEAGE, 10/5/07 - 10/30/07 | | 109.64 |
| HENRY P. ANSELMO | CONSULTING SERVICE, 11/1/07 - 11/30/07 | | 5,287.92 |
| ARAMARK REFRESHMENTS | COFFEE SUPPLIES | | 1,307.60 |
| ATLAS STATIONERS INC | OFFICE SUPPLIES | | 88.00 |
| BANKS-FALLIS, SHERON | REIMBURSE, CAB FARES, OPENROLLMENT, 10/07 | 25.50 | |
| | REIMBURSE, NPEA CONF., 10/19/07 - 10/24/07, SANTA FE, NM | <u>1,168.63</u> | 1,194.13 |
| E M BARNES & ASSOCIATES | LEGISLATIVE CONSULTING SERVICE, 11/1/07 - 11/30/07 | | 3,966.08 |
| BINNY’S BEVERAGE DEPOT | BEVERAGES, TRUSTEE MEETINGS | | 111.40 |
| BRADLEY CONSULTING INC | MIS CONSULTING SERVICE, 10/1/07 - 10/31/07 | | 39,500.00 |
| CAFFE BACI | BREAKFAST, TRUSTEE MEETING, 11/20 | | 179.59 |
| CAHILL PRINTING CO | PENSION REP WORKSHOP BOOKLETS & POSTERS | | 3,779.00 |
| CARRERO, JR., ALBERTO A | REIMBURSE, IFEBP CONF., 11/4/07 - 11/6/07, ANAHEIM, CA | 107.00 | |
| | PER DIEM, IIR FORUM, 12/7/07 - 12/11/07, SAN FRANCISCO, CA | <u>375.00</u> | 482.00 |
| CDW COMPUTER CENTERS INC | LABEL PRINTERS | 714.91 | |
| | CREDIT, FS6 SERVER & HARDWARE | -150.00 | 564.91 |
| CHICAGO MESSENGER SERVICE | DELIVERY SERVICE THRU 11/15 | | 322.08 |
| COM ED | ELECTRIC SERVICE, 10/4/07-11/2/07, SUITE 2600 | | 1,693.19 |

Administrative Expenses
11/01/07– 11/30/07

| Vendor | Description | Amount | |
|-----------------------------------|---|-----------------|-----------|
| CUTTING EDGE DOCUMENT | SHREDDING OF CONFIDENTIAL DATA | | 144.00 |
| DATA CONSULTANTS | CALL CENTER UPGRADE | | 9,064.00 |
| DIRECTV | SATELLITE RECEPTION, 11/10/07 - 12/9/07 | | 4.99 |
| 55 CHICAGO PARTNERS, LLC | RENT, 11/1/07 - 11/30/07 (*SUBLEASE COLLECTED \$23,250.10) | 62,035.03 * | |
| | REAL ESTATE TAX ESCALATION, 11/1/07 - 11/30/07, SUITE 1300 | 8,407.27 | |
| | REAL ESTATE TAX ESCALATION, 11/1/07 - 11/30/07, SUITE 1400 | <u>8,357.28</u> | 78,799.58 |
| GREAT LAKES ELECTRONICS CORP | RECYCLING OF OLD COMPUTERS/ OFFICE EQUIPMENT | | 276.30 |
| HANSON, MARY | PER DIEM, PROGRESS CLIENT CONF., 11/16/07 - 11/20/07, SCOTTSDALE, AZ | | 375.00 |
| ILLINOIS CPA SOCIETY | ANNUAL MEMBERSHIP DUES, 10/1/07 - 9/30/08: HAMBRICK | | 255.00 |
| IMAGING OFFICE SYSTEMS, INC. | CONSULTING FINAL PAYMENT, IMAGE WORKFLOW PROJECT, 9/17 | | 19,527.83 |
| INTERNATIONAL FOUNDATION | REG. & DEP., IFEBP CONF., 11/16/08 - 11/19/08, SAN ANTONIO, TX: 6 TRUSTEES | 12,330.00 | |
| | ANNUAL MEMBERSHIP DUES, 1/1/08 - 12/31/08 | <u>800.00</u> | 13,130.00 |
| INTERPARK | DISCOUNTED PARKING PASSES | | 570.00 |
| INTL BUSINESS MACHINES CORP | BUSINESS CONTINUITY SVC., 11/1/07-11/30/07 | | 2,098.00 |
| IRON MOUNTAIN | COMPUTER DAILY BACKUP STORAGE CHARGES, 10/1/07 - 10/31/07 | | 475.18 |
| JACOBS, BURNS, ORLOVE, STANTON | LEGAL SERVICES, 9/1/07 - 9/30/07 | | 4,310.60 |
| KALLA, JOYCE A. | REIMBURSE, PARKING, OPEN ENROLLMENT, 10/07 | | 24.00 |
| KIRKLAND & ELLIS LLP | PENSION LITIGATION, PERIOD ENDING 9/30/07 | | 11,674.68 |
| LYNCH, ROBIN | MIS CONSULTING SERVICE, 10/1/07 - 10/31/07 | | 9,180.00 |
| MICROSCOPE BULBS PLUS | EQUIPMENT SUPPLIES | | 118.70 |
| MICROSYSTEMS, INC. | STORAGE CHARGES, 10/1/07 - 12/31/07 | 6.41 | |
| | STORAGE BOXES | 34.90 | |
| | RETRIEVAL OF DATA | <u>75.00</u> | 116.31 |
| MOREL, ERIC | REIMBURSE, LRS CONF., 9/18/07 - 9/21/07, SPRINGFIELD, IL | | 713.09 |
| NATIONAL DATA SRVS OF CHICAGO | PROCESSING, CHECKS & ADVICES, 11/07 | 3,332.86 | |
| | POSTAGE, CHECKS & ADVICES, 9/07 - 12/07 | 21,692.89 | |
| | POSTAGE, NEWSLETTER, FALL 2007 | 6,702.08 | |
| | POSTAGE, HEALTH INSURANCE REBATE, FY07 | <u>2,824.00</u> | 34,551.83 |
| NEOFUNDS BY NEOPOST | REPLENISHMENT OF POSTAGE | | 2,929.00 |
| NEOPOST INC | SCALE, POSTAGE MACHINE | | 5,762.85 |
| OFFICE CONNECTION | COPIER PAPER | 419.84 | |
| | OFFICE SUPPLIES | <u>591.79</u> | 1,011.63 |
| PENSION BENEFIT INFORMATION | DEATH CERTIFICATE RETRIEVED | 118.00 | |
| | DEATH AUDIT SERVICES, 10/17/07 - 12/16/07 | <u>1,575.00</u> | 1,693.00 |
| RADENCIC, FRANCES | REIMBURSE, PENSION ELECTION REVIEW, 11/8/97 - 11/9/07, MANHATTAN, NY | 193.51 | |

Administrative Expenses
11/01/07– 11/30/07

| Vendor | Description | Amount | |
|---|---|------------------|--------------------------|
| | REIMBURSE, NPEA CONF., 10/19/07 - 10/24/07, TUCSON, AZ | <u>1,306.85</u> | 1,500.36 |
| SCHIELE GRAPHICS | ELECTION CANCELATION NOTICES | | 1,563.76 |
| SKYLINE ENGINEERING, INC. | EQUIPMENT SUPPLIES | | 37.42 |
| SYSTEM PARKING | MONTHLY PARKING, 11/1/07 - 11/30/07: 4 FIELD REPS | | 940.00 |
| TRANSUNION | ADDRESS LOCATION USAGE, 9/26/07 - 10/25/07 | | 48.60 |
| TRI-STAR CATERING | LUNCH, TRUSTEE MEETING, 11/20 | | 377.50 |
| UNISHIPERS CHICAGO NEAR NORTH | DELIVERY SERVICE THRU 10/19 | | 326.04 |
| VEGA, CECILIA | REIMBURSE, SNACKS, INVESTMENT COMMITTEE MEETINGS, 10/11 & 11/2 | | 105.43 |
| WESOLOWSKI, CHRISTINE | REIMBURSE, PENSION ELECTION REVIEW, 11/8/97 - 11/9/07, MANHATTAN, NY | | 136.27 |
| WESTIN ST. FRANCIS | ACCOM., IIR FORUM, 12/7/07 - 12/11/07, SAN FRANCISCO, CA: CARRERO | | 783.72 |
| M & J WILKOW, LTD | WORK ORDERS, 11/1/07 - 11/30/07 | | 290.51 |
| XO COMMUNICATIONS | MONTHLY TELEPHONE SERVICE, 10/27/07 - 11/26/07 | | 2,138.19 |
| PHYSICIANS, DISABILITY APPLICANTS | | | |
| ACCESS MEDICAL EVALUATIONS | EVAL & REPORT, E.B. BY DR. CHEIN | 650.00 | |
| RECORD COPY SERVICES | MEDICAL RECORDS, N.B. BY DR. GUZINA | 99.75 | |
| | MEDICAL RECORDS, P.O. SOTO BY DR. BAIL | 77.80 | |
| | MEDICAL RECORDS, B.K. BY DR. VENETOS | 96.75 | |
| | MEDICAL RECORDS, B.M. BY U OF I HOSPITALS | 69.79 | |
| | MEDICAL RECORDS, V.P. BY DR. GROSS | 89.10 | |
| | MEDICAL RECORDS, V.P. BY DR. BLOUNT, JR. | <u>83.25</u> | 1,166.44 |
| PORTFOLIO MANAGEMENT & CONSULTANT FEES | | | |
| NEW AMSTERDAM PARTNERS | MANGEMENT FEE, 7/1/07 - 9/30/07 | | 167,405.13 |
| NORTHERN TRUST CO | CUSTODY FEES, 9/30/07 | | 125,000.00 |
| NORTHERN TRUST INVESTMENTS INC | S & P 500 INDEX, 7/1/07 - 9/30/07 | 31,426.52 | |
| NORTHERN TRUST INVESTMENTS INC | MIDCAP INDEX, 7/1/07 - 9/30/07 | 5,546.95 | |
| NORTHERN TRUST INVESTMENTS INC | SMALL CAP FUND, 7/1/07 - 9/30/07 | 75,342.84 | |
| NORTHERN TRUST INVESTMENTS INC | FIXED INCOME, 7/1/07 - 9/30/07 | <u>35,792.92</u> | 148,109.23 |
| ZEVENBERGEN CAPITAL INC | MANAGEMENT FEE, 7/1/07 - 9/30/07 | <u>73,397.00</u> | 513,911.36 |
| | | | <u><u>778,831.58</u></u> |
| TRUSTEE REIMBURSEMENT TO FUND | | | |
| PAYOR | DESCRIPTION | AMOUNT | |
| BARBER, VAUGHN J. | RG & ASSOC CONF., 10/27/07 - 11/4/07, JOHANNESBURG, SOUTH AFRICA | | <u>100.80</u> |
| | | | <u><u>100.80</u></u> |

*AMOUNT COLLECTED VIA SUBLEASE: SUITE 1300 \$14,250.00
SUITE 1400 \$9,000.10

Administrative Expenses**12/01/07-12/31/07**

| Vendor | Description | Amount | |
|---------------------------------|---|------------------|-----------|
| AT & T MOBILITY | WIRELESS SYSTEM ACCESS, 11/6/07 - 11/5/07: FIELD REPS | 206.58 | |
| | WIRELESS SYSTEM ACCESS, 11/6/07 - 12/5/07: FIELD REPS | <u>206.58</u> | 413.16 |
| A & E RUBBER STAMP | TRUSTEE SUPPLIES | | 149.50 |
| ALLEN VISUAL SYSTEMS | COMPUTER SUPPLIES | | 173.25 |
| AMERICAN EXPRESS | AIR, IFEBP CONF., 11/4/07 - 11/7/07, ANAHEIM, CA: RODRIGUEZ | 695.80 | |
| | ACCOM., NCTR CONF., 10/6/07 - 10/10/07, SCOTTSDALE, AZ: HANSON | 216.08 | |
| | AIR, IFEBP CONF., 11/4/07 - 11/7/07, ANAHEIM, CA: HANSON | 390.80 | |
| | AIR, EMERGING MANAGERS CONF., 11/16/07 - 11/20/07, SCOTTSDALE, AZ: HANSON | 430.80 | |
| | PUBLIC PENSIONS & YOU PAMPHLET | 375.00 | |
| | ACCOM., PENSION ELECTION REVIEW, 11/8/07 - 11/9/07, NEW YORK, NY: RADENCIC & WESOLOWSKI | 558.00 | |
| | AUDIO CONF., FMLA INTERMITTENT LEAVE: RADENCIC | 283.00 | |
| | RENTAL, OPEN ENROLLMENT, 10/07 (WILL BE REIMBURSED BY INSURANCE COMPANIES) | <u>13,664.00</u> | 16,613.48 |
| ANDRASEK, TIM | REIMBURSE, PARKING & MILEAGE, 11/1/07 - 11/30/07 | 72.59 | |
| | REIMBURSE, PARKING & MILEAGE, 12/1/07 - 12/31/07 | <u>103.85</u> | 176.44 |
| HENRY P. ANSELMO | CONSULTING SERVICE, 12/1/07 - 12/31/07 | | 5,287.92 |
| ARAMARK REFRESHMENTS | COFFEE SUPPLIES | 545.97 | |
| | LEASE, COFFEE MACHINES, 1/1/08 - 3/31/08 | 585.00 | |
| | LEASE, WATER DISPENSERS, 1/1/08 - 3/31/08 | <u>315.00</u> | 1,445.97 |
| AU BON PAIN INC | LUNCH, TRUSTEE MEETING, 12/20 | | 393.15 |
| E M BARNES & ASSOCIATES | LEGISLATIVE CONSULTING SERVICE, 12/1/07 - 12/31/07 | | 3,966.08 |
| BOGFIRE INC. | DESIGN & LAYOUT, NEWSLETTER, WINTER 2007 | 1,150.00 | |
| | DESIGN & LAYOUT, ELECTION POSTERS | 300.00 | |
| | DESIGN & LAYOUT, RETIREMENT BROCHURES | 1,400.00 | |
| | ON-SITE PHOTOGRAPHY, FOR BROCHURE & PAMPHLET USE | <u>4,000.00</u> | 6,850.00 |
| BRADLEY CONSULTING GROUP INC | MIS CONSULTING SERVICE, 11/1/07 - 11/30/07 | | 39,500.00 |
| CDW COMPUTER CENTERS INC | COMPUTER EQUIPMENT | 257.76 | |
| | COMPUTER SUPPLIES | 69.90 | |
| | MEMORY KIT, NEW 580 SERVER | <u>2,109.99</u> | 2,437.65 |
| CAFFE BACI | BREAKFAST, TRUSTEE MEETING, 12/20 | 179.59 | |
| | BREAKFAST, TRUSTEE MEETING WORKSHOP, 12/13 | <u>103.27</u> | 282.86 |

Administrative Expenses
12/01/07-12/31/07

| Vendor | Description | Amount | |
|-----------------------------------|--|-----------------|-----------|
| CAHILL PRINTING CO | DESIGNATION OF BENEFICIARY FORMS | 2,781.76 | |
| | WINDOW ENVELOPES | 810.00 | |
| | SECURITY ENVELOPES | <u>660.00</u> | 4,251.76 |
| CANVASSING BOARD | PENSION REPRESENTATIVE STIPEND, TEACHER-PENSION WORKSHOP, 10/07 | | 8,462.00 |
| CARRERO, JR., ALBERTO A | REIMBURSE, IIR FORUM, 12/6/07 - 12/11/07, SAN FRANCISCO, CA | | 198.00 |
| CCDAN DISTRIBUTING, INC. | WATER PURCHASE, 12/20 | | 90.00 |
| CHICAGO MESSENGER SERVICE INC | DELIVERY SERVICE THRU 12/23 | | 560.57 |
| CTPF | REPLENISHMENT OF PETTY CASH | | 495.18 |
| COM ED | ELECTRIC SERVICE, 11/4/07 - 12/2/07, SUITE 2600 | | 1,891.55 |
| CUTTING EDGE DOCUMENT | SHREDDING OF CONFIDENTIAL DATA | | 144.00 |
| DS3, LLC | DATA VAULTING SERVICE, 11/1/07 - 11/30/07 | 3,127.06 | |
| | DATA VAULTING SERVICE, 12/1/07 - 12/31/07 | <u>1,929.97</u> | 5,057.03 |
| DATA CONSULTANTS | PHONE MAINTENANCE CONTRACT, 12/15/07 - 12/14/08 | | 24,000.00 |
| DIRECTV | SATELLITE RECEPTION, 12/10/07 - 1/9/08 | | 4.99 |
| 55 CHICAGO PARTNERS, LLC | WORK ORDERS, 11/1/07 - 11/30/07 | | 100.00* |
| GOVT FINANCE OFFICERS ASSOC | INVESTING PUBLICATIONS | | 148.00 |
| HARRIS-FAUST, REBECCA | TUITION REIMBURSEMENT, THREE CLASSES | | 1,316.25 |
| HOLIDAY INN | DEPOSIT, RETIREMENT SEMINAR, 2/08 | | 1,500.00 |
| HOLLEMAN, MICHELLE | GRAPHICS & DESIGN, NEWSLETTER, WINTER 2007 | 2,950.00 | |
| | GRAPHICS & DESIGN, RETIREMENT BROCHURES | 3,250.00 | |
| | GRAPHICS & DESIGN, RETIREMENT SEMINAR, 2/08 | <u>825.00</u> | 7,025.00 |
| IMAGING OFFICE SYSTEMS, INC. | TRAINING, IMAGE WORKFLOW PROJECT, 11/26 | | 8,643.58 |
| IMPACT NETWORKING LLC | COPIER SUPPLIES | | 13.00 |
| INTERLAND INC | 9 YEAR DOMAIN RENEWAL, CTPFERS.ORG, 12/1/07 - 11/30/2016 | | 116.55 |
| INTERPARK | 30 DISCOUNTED PARKING PASSES | | 570.00 |
| INTL BUSINESS MACHINES CORP | BUSINESS CONTINUITY SERVICE, 12/1/07 - 12/31/07 | | 2,098.00 |
| JACOBS, BURNS, ORLOVE, STANTON | LEGAL SERVICES, 10/1/07 - 10/31/07 | | 2,526.46 |
| KIRKLAND & ELLIS LLP | PENSION LITIGATION, PENDING 10/31/07 | | 3,820.21 |
| LALO'S MEXICAN RESTAURANT | OFFICE HOLIDAY PARTY, 12/21 | | 1,666.92 |
| LEVI, RAY & SHOUP, INC | PARTIAL PAYMENT, PENSION GOLD IMPROVEMENTS, 4/1/07 - 4/30/07 | 10,000.00 | |
| | PARTIAL PAYMENT, PENSION GOLD IMPROVEMENTS, 10/1/07 - 10/31/07 | <u>3,975.00</u> | 13,975.00 |
| LORMAN EDUCATION SERVICES | TUITION, MEDICARE & ELDER LAW SEMINAR, 2/26/07, CHICAGO, IL: HAMBRICK | | 319.00 |

Administrative Expenses
12/01/07-12/31/07

| Vendor | Description | Amount |
|---|--|-----------------|
| LYNCH, ROBIN | MIS CONSULTING SERVICE, 11/1/07 - 11/30/07 | 7,410.00 |
| MCGOWAN, BILL | REIMBURSE, MILEAGE & PARKING, 11/1/07 - 11/30/07 | 31.21 |
| MIDWEST MECHANICAL | REPAIR OF A/C IN SERVER ROOM | 1,347.26 |
| NATIONAL ASSN. OF PUBLIC PENSION ATTORNEYS | MEMBERSHIP DUES, 1/1/08 - 12/31/08: HAMBRICK | 390.00 |
| NATIONAL COUNCIL ON TEACHERS RETIREMENT | MEMBERSHIP DUES, 1/1/08 - 12/31/08: HAMBRICK | 2,500.00 |
| NATIONAL DATA SRVS OF CHICAGO | PROCESSING, CHECKS & ADVICES, 12/07 | 5,462.32 |
| | PROCESSING, MEDICARE PARTS A & B NOTICE, 11/07 | <u>2,180.20</u> |
| | | 7,642.52 |
| NEOFUNDS BY NEOPOST | REPLENISHMENT OF POSTAGE | 2,828.00 |
| NEW HORIZONS | COMPUTER TRAINING CLASSES, D. HAWTHORNE | 1,250.00 |
| NORTH SHORE PRINTERS, INC. | MAILING OF SEMINAR POSTCARDS | 404.54 |
| | RETIREMENT SEMINAR POST CARDS, 2/08 | 2,037.28 |
| | UNDERSTANDING YOUR RETIREMENT BROCHURES | 3,262.50 |
| | RETIREMENT SEMINAR POSTER, 2/08 | <u>1,694.93</u> |
| | | 7,399.25 |
| NOTARY PUBLIC ASSOC OF IL | NOTARY STAMP RENEWAL: R.HARRIS-FAUST | 49.00 |
| | NOTARY STAMP NAME CHANGE: K.JURICH | <u>49.00</u> |
| | | 98.00 |
| OFFICE CONNECTION | TRUSTEE SUPPLIES | 69.58 |
| | COPIER PAPER | 285.00 |
| | OFFICE SUPPLIES | <u>747.15</u> |
| | | 1,101.73 |
| PENSION BENEFIT INFORMATION | DEATH CERTIFICATE RETRIEVED | 42.00 |
| THE SEGAL COMPANY | GENERAL RETAINER, 2008 | 710.00 |
| | GENERAL RETAINER, 2007 | 1,187.75 |
| | OPEN ENROLLMENT, 10/06 | <u>1,812.25</u> |
| | | 3,710.00 |
| SYSTEM PARKING | MONTHLY PARKING, 12/1/07 - 12/31/07: 4 FIELD REPS | 940.00 |
| TRANSUNION | ADDRESS LOCATION USAGE, 10/26/07 - 11/25/07 | 40.00 |
| U.S. POSTAL SERVICE | POST OFFICE BOX RENTAL, 1/1/08 - 12/31/08 | 930.00 |
| UMBLES, JACQUELINE | REIMBURSE, PARKING & MILEAGE, 8/1/07 - 8/31/07 | 23.75 |
| | REIMBURSE, PARKING & MILEAGE, 9/1/07 - 9/31/07 | 56.99 |
| | REIMBURSE, PARKING & MILEAGE, 10/1/07 - 10/31/07 | 71.53 |
| | REIMBURSE, PARKING & MILEAGE, 11/1/07 - 11/30/07 | 37.78 |
| | REIMBURSE, PARKING & MILEAGE, 12/1/07 - 12/31/07 | <u>27.83</u> |
| | | 217.88 |
| UNSHIPPERS CHICAGO NEAR NORTH | DELIVERY SERVICES THRU 11/16 | 632.21 |

Administrative Expenses
12/01/07-12/31/07

| Vendor | Description | Amount | | |
|--|--|-------------------------------------|----------|-------------------|
| UNITED STATES TREASURY | FILING FEE FOR U.S. RESIDENCY CERTIFICATION | | | 105.00 |
| VEGA, CECILIA | REIMBURSE, MEALS, TRUSTEE MEETING, 11/20 | | | 27.76 |
| M & J WILKOW, LTD | WORK ORDERS, 11/1/07 - 11/30/07 | | | 391.81 |
| XO COMMUNICATIONS | MONTHLY TELEPHONE SERVICE, 11/27/07 - 12/26/07 | | | 2,166.86 |
| PHYSICIANS, DISABILITY APPLICANTS | | | | |
| ACCESS MEDICAL EVALUATIONS, | EVAL & REPORT, E.H. BY DR. LIM | 650.00 | | |
| | EVAL & REPORT, M.O. BY DR. UPADHYAY | 650.00 | | |
| | EVAL & REPORT, S.A. BY DR. CHIEN | 650.00 | | |
| | EVAL & REPORT, P.S. BY DR. LAL | 650.00 | | |
| | EVAL & REPORT, P.S. BY DR. SHROFF | 650.00 | | |
| | EVAL & REPORT, J.C. BY DR. LAL | 650.00 | | |
| | EVAL & REPORT, C.B. BY DR. UPADHYAY | 650.00 | | |
| | EVAL & REPORT, A.F. BY DR. BRECHER | 650.00 | | |
| | EVAL & REPORT, A.F. BY DR. REGER | 650.00 | 5,850.00 | |
| | RECORD COPY SERVICES | MEDICAL RECORDS, V.S. BY DR. RUCKER | 208.50 | |
| | MEDICAL RECORDS, B.G. BY DR. DAKWAR | 79.75 | | |
| | MEDICAL RECORDS, D.F. BY MACNEAL MEMORIAL HOSPITAL | 69.75 | 358.00 | 6,208.00 |
| | | | | <u>214,092.00</u> |

*AMOUNT COLLECTED VIA SUBLEASE: SUITE 1300 \$100.00

Administrative Expenses
01/01/08-01/31/08

| Vendor | Description | Amount |
|----------------------------------|--|-----------|
| A & E RUBBER STAMP | OFFICE SUPPLIES | 99.95 |
| A T & T MOBILITY | MONTHLY CELL PHONE USAGE, 12/19/07 - 1/18/08: ADAMS | 45.33 |
| AT & T MOBILITY | WIRELESS SYSTEM ACCESS, 12/6/07 - 1/5/08: FIELD SERVICES | 206.58 |
| AMERICAN EXPRESS | ACCOM., IIR FORUM, 12/4/07 - 12/11/07, SAN FRANCISCO, CA: CARRERO | 261.24 |
| | COMPUTERS SUPPLIES | 228.26 |
| | MEMBERSHIP FEE, 1/1/08 - 12/31/08: HAMBRICK | 55.00 |
| | MEMBERSHIP FEE, 1/1/08 - 12/31/08: HUBER | 55.00 |
| ANDRASEK, TIM | REIMBURSE, PARKING & MILEAGE, 1/1/08 - 1/25/08 | 61.93 |
| HENRY P. ANSELMO | CONSULTING SERVICE, 1/1/08 - 1/31/08 | 5,287.92 |
| BANSLEY AND KIENER, LLP | PRELIMINARY BILLING, 6/30/07, AUDIT | 35,000.00 |
| BARBER, VAUGHN J | REIMBURSE, MEETING TRAVEL EXPENSE, 10/1/07 - 12/31/07 | 55.00 |
| E M BARNES & ASSOCIATES | LEGISLATIVE CONSULTING SERVICE, 1/1/08 - 1/31/08 | 3,966.08 |
| BRADLEY CONSULTING GROUP INC | MIS CONSULTING SERVICE, 12/1/07 - 12/31/07 | 39,500.00 |
| CAFFE BACI | BREAKFAST, TRUSTEE MEETING, 1/17 | 179.59 |
| | BREAKFAST, MANAGERS MEETING, 2/1 | 75.79 |
| CANVASSING BOARD | PENSION REPRESENTATIVE STIPEND, TEACHER-PENSION ELECTION, 10/07 | 50.00 |
| CAPITOL FAX | FAX BROADCASTING USAGE, 1/30/08 - 1/30/09 | 350.00 |
| CARRERO, JR., ALBERTO A | REIMBURSE, MEETING TRAVEL EXPENSE, 10/1/07 - 12/31/07 | 165.00 |
| CARTRIDGE WORLD | COMPUTER SUPPLIES | 306.94 |
| CDW COMPUTER CENTERS INC | COMPUTER EQUIPMENT | 217.24 |
| CHICAGO MESSENGER SERVICE INC | DELIVERY SERVICE THRU 1/20 | 227.70 |
| CHICAGO PUBLIC SCHOOLS | SUBSTITUTE SALARY REIMBURSEMENT FOR TEACHER-TRUSTEES | 5,000.00 |
| COM ED | ELECTRIC SERVICE, 12/4/07 - 1/2/08, SUITE 2600 | 1,914.23 |
| COSME, JAMES | REIMBURSE, MEETING TRAVEL EXPENSE, 10/1/07 - 12/31/07 | 55.00 |
| CUTTING EDGE DOCUMENT | SHREDDING OF CONFIDENTIAL DATE | 288.00 |
| DS3, LLC | DATA VAULTING SERVICE, 1/1/08 - 1/31/08 | 1,489.28 |
| DAVIS, PEGGY | REIMBURSE, MEETING TRAVEL EXPENSE, 10/1/07 - 12/31/07 | 110.00 |
| DESK & DOOR NAMEPLATE COMPANY | OFFICE SUPPLIES | 59.00 |
| DIRECTV | SATELLITE RECEPTION, 1/10/08 - 2/9/08 | 4.99 |
| 55 CHICAGO PARTNERS, LLC | WORK ORDERS, 12/1/07 - 12/31/07 | 50.00* |

Administrative Expenses
01/01/08-01/31/08

| Vendor | Description | Amount | |
|----------------------------------|--|-----------------|-----------|
| GFOA | JOB POSTING, INTERNAL AUDITOR | 150.00 | |
| | JOB POSTING, INVESTMENT ANALYST | <u>150.00</u> | 300.00 |
| GOFF, LINDA S. | REIMBURSE, MEETING TRAVEL EXPENSE, 10/1/07 - 12/31/07 | | 144.00 |
| GOLDSTEIN & ASSOCIATES | ACTUARIAL SERVICES, 10/1/07 - 12/31/07 | | 11,000.00 |
| HANSON, MARY | REIMBURSE, MEETING TRAVEL EXPENSE, 10/1/07 - 12/31/07 | | 55.00 |
| HUBER, KEVIN B | REIMBURSE, CAB FARES, OFF-SITE MEETINGS, CHICAGO, IL | 56.00 | |
| | REIMBURSE, REMOTE DSL USAGE, 10/6/07 - 11/5/07 | 39.33 | |
| | REIMBURSE, REMOTE DSL USAGE, 11/6/07 - 12/5/07 | 39.33 | |
| | REIMBURSE, REMOTE DSL USAGE, 12/6/07 - 1/5/08 | 39.33 | |
| | REIMBURSE, REMOTE DSL USAGE, 1/6/08 - 2/5/08 | <u>36.00</u> | 209.99 |
| IFEBP | JOB POSTING, INTERNAL AUDITOR | 180.00 | |
| | JOB POSTING, INVESTMENT ANALYST | <u>180.00</u> | 360.00 |
| IMPACT NETWORKING LLC | COPIER SUPPLIES | | 13.00 |
| INTL BUSINESS MACHINES CORP | BUSINESS CONTINUITY SERVICE, 1/1/08 - 1/31/08 | | 2,098.00 |
| IRON MOUNTAIN | COMPUTER DAILY BACKUP STORAGE CHARGES, 11/1/07 - 11/30/07 | | 448.36 |
| KIRKLAND & ELLIS LLP | PENSION LITIGATION THRU 11/30/07 | | 8,911.20 |
| KOTIS, CHRIS N. | REIMBURSE, MEETING TRAVEL EXPENSE, 10/1/07 - 12/31/07 | | 165.00 |
| LORMAN EDUCATION SERVICES | COMPLYING WITH EMPLOYEE & LABOR LAWS, 2/8/08, CHICAGO, IL: HAMBRICK | | 319.00 |
| LYNCH, ROBIN | MIS CONSULTING SERVICE, 12/1/07 - 12/31/07 | | 5,775.00 |
| MICROSYSTEMS, INC. | STORAGE CHARGES, 1/1/08 - 12/31/08 | | 3,875.33 |
| MORRISON, MARCELLA L. | RESEARCH AND DOCUMENTATION P REPARATION OF BY LAWS | | 1,750.00 |
| NATIONAL DATA SRVS OF CHICAGO | POSTAGE, CHECKS & ADVICES, 11/07, 12/07, 1/08 & 2/08 | 31,974.09 | |
| | POSTAGE, 1099R STATEMENTS | 12,000.00 | |
| | POSTAGE, NEWSLETTER, WINTER 2007 | 6,720.41 | |
| | PROCESSING, NEWSLETTER, WINTER 2007 | 1,649.38 | |
| | PROCESSING, CHECKS & ADVICES, 1-08 | <u>5,306.37</u> | 57,650.25 |
| NELSON, LOIS | REIMBURSE, MEETING TRAVEL EXPENSE, 10/1/07 - 12/31/07 | | 275.00 |
| NEOFUNDS BY NEOPOST | REPLENISHMENT OF POSTAGE | | 1,515.00 |
| NEOPOST INC | POSTAGE SUPPLIES | | 410.00 |
| NEW HORIZONS | COMPUTER CLASSES, T. GANT | 750.00 | |
| | COMPUTER CLASSES, S. BENNETT | <u>750.00</u> | 1,500.00 |

Administrative Expenses
01/01/08-01/31/08

| Vendor | Description | Amount | |
|--------------------------------|---|-----------------|-----------|
| NOTARY PUBLIC ASSOC OF IL | NOTARY STAMP RENEWAL: D. EDWARDS-CASTILLO | 49.00 | |
| | NOTARY STAMP RENEWAL: B. KARSOUNES | <u>49.00</u> | 98.00 |
| OBRILL, JOHN F | REIMBURSE, MEETING TRAVEL EXPENSE, 10/1/07 - 12/31/07 | | 345.00 |
| OFFICE CONNECTION | COPIER PAPER | 479.98 | |
| | OFFICE SUPPLIES | <u>1,010.19</u> | 1,490.17 |
| OTERO, REINA | REIMBURSE, MEETING TRAVEL EXPENSE, 10/1/07 - 12/31/07 | | 180.00 |
| PERRY'S | LUNCH, TRUSTEE MEETING, 1/17 | | 213.90 |
| PICTURE US GALLERIES | FRAMES & NAMEPLATES, TRUSTEE PHOTOS | | 730.92 |
| PILDITCH, WALTER | REIMBURSE, MEETING TRAVEL EXPENSE, 10/1/07 - 12/31/07 | | 275.00 |
| RAVULAPATI, KALPANA | TUITION REIMBURSEMENT, 1 CLASS | | 2,050.00 |
| REILLY, MARY SHARON | REIMBURSE, MEETING TRAVEL EXPENSE, 10/1/07 - 12/31/07 | | 165.00 |
| RODRIGUEZ, MARIA J. | REIMBURSE, MEETING TRAVEL EXPENSE, 10/1/07 - 12/31/07 | | 275.00 |
| SCHIELE GRAPHICS | NEWSLETTER, WINTER 2007 | | 5,608.12 |
| SPORTS AWARDS COMPANY | TRUSTEE RECOGNITION PLAQUES | | 255.26 |
| STATE FARM INSURANCE COMPANIES | WORKERS COMPENSATION POLICY, 1/27/08 - 1/27/09 | | 11,885.83 |
| SYSTEM PARKING | MONTHLY PARKING, 2/1/08 - 2/29/08: 5 FIELD REPS | 1,250.00 | |
| | MONTHLY PARKING, 1/1/08 - 1/31/08: 4 FIELD REPS | <u>1,000.00</u> | 2,250.00 |
| TRANSUNION | ADDRESS LOCATION USAGE, 11/26/07 - 12/25/07 | | 54.30 |
| U S POSTMASTER | BUSINESS REPLY MAIL PERMIT, 1/5/08 - 1/4/09 | | 175.00 |
| ULTRABAC SOFTWARE | COMPUTER SOFTWARE | | 882.45 |
| UNISHIPPERS CHICAGO NEAR NORTH | DELIVERY SERVICE THRU 1/3 | | 624.60 |
| WARD, JAMES F | REIMBURSE, MEETING TRAVEL EXPENSE, 10/1/07 - 12/31/07 | | 385.00 |
| M & J WILKOW, LTD | RENT, 1/1/08 - 1/31/08 | 32,753.00 | |
| | WORK ORDERS 12/1/07 - 12/31/07 | <u>948.17</u> | 33,701.17 |
| WILLIAMS, NANCY | REIMBURSE, MEETING TRAVEL EXPENSE, 10/1/07 - 12/31/07 | | 180.00 |
| XO COMMUNICATIONS | MONTHLY TELEPHONE SERVICE, 12/27/07 - 1/26/08 | | 2,174.86 |

Administrative Expenses
01/01/08-01/31/08

| Vendor | Description | Amount | |
|---|--------------------------------------|-------------------|--------------------------|
| PHYSICIANS, DISABILITY APPLICANTS | | | |
| ACCESS MEDICAL EVALUATIONS | EVAL & REPORT, B.K. BY DR. CHIEN | 650.00 | |
| | EVAL & REPORT, N.B. BY DR. CHIEN | 650.00 | |
| | EVAL & REPORT, N.B. BY DR. LAL | <u>650.00</u> | 1,950.00 |
| RECORD COPY SERVICES | MEDICAL RECORDS, H.P. BY DR. SHAH | 132.35 | |
| RECORD COPY SERVICES | MEDICAL RECORDS, N.M. BY DR. SLAVICK | 113.75 | |
| RECORD COPY SERVICES | MEDICAL RECORDS, B.K. BY DR. SURUCCI | 142.50 | |
| RECORD COPY SERVICES | MEDICAL RECORDS, B.S. BY DR. HALL | 123.95 | |
| RECORD COPY SERVICES | MEDICAL RECORDS, V.P. BY DR. WEISS | 171.75 | |
| RECORD COPY SERVICES | MEDICAL RECORDS, A.R. BY DR. EMEKA | <u>144.55</u> | <u>828.85</u> 2,778.85 |
| PORTFOLIO MANAGEMENT & CONSULTANT FEES | | | |
| WADDELL & REED INVEST MGMT CO | MANAGER FEE, 7/1/07 - 9/30/07 | <u>120,596.64</u> | <u>120,596.64</u> |
| | | | <u><u>379,514.25</u></u> |

*AMOUNT COLLECTED VIA SUBLEASE: SUITE 1300 \$50.00

Chairperson Otero moved the Report of the Committee on Finance and Audit to the omnibus.

REPORT OF THE FINANCIAL SECRETARY

Financial Statement

The Financial Secretary presented herewith a report on the Fund's net assets, changes in net assets, and supporting reports for the five months ending November 30, 2007, with the recommendation that they be approved and printed in the proceedings of this meeting.

STATEMENT OF PLAN ASSETS (INTERIM)

| | 11/30/2007 | 6/30/2007 |
|---|------------------------------|------------------------------|
| ASSETS | | |
| Cash and cash equivalents | \$547,342,549 | \$439,470,8646 |
| Receivables: | | |
| Employer | 8,227,223 | 7,836,100 |
| State of Illinois | 6,263,891 | 6,273,892 |
| Employee | 23,959,648 | 38,898,810 |
| Accrued investment income | 42,243,392 | 42,543,006 |
| Participating teachers' accounts for contributions | 4,232,883 | 3,781,314 |
| Other receivables | 1,406,182 | 1,358,530 |
| | <u>86,333,219</u> | <u>100,691,652</u> |
| Investments, at fair value: | | |
| Equity | 8,414,144,744 | 8,667,368,478 |
| Bonds | 2,784,483,190 | 2,696,170,922 |
| Real estate | 859,832,512 | 836,970,146 |
| Private equity | 289,423,555 | 309,264,342 |
| | <u>12,347,884,001</u> | <u>12,509,773,887</u> |
| Fixed assets | 4,096,198 | 4,042,960 |
| TOTAL ASSETS | <u><u>12,985,655,967</u></u> | <u><u>13,053,979,363</u></u> |
| LIABILITIES | | |
| Administrative/accounts payable | 364,812,787 | 233,968,354 |
| TOTAL LIABILITIES | <u><u>364,812,787</u></u> | <u><u>233,968,354</u></u> |
| Net assets available for benefits | <u><u>12,620,843,180</u></u> | <u><u>12,820,011,009</u></u> |

STATEMENT OF CHANGE IN PLAN ASSETS (INTERIM)

| | 5 Months Ending 11/30/2007 | 12 months Ending 06/30/2007 |
|---|-------------------------------|--------------------------------|
| ADDITIONS: | | |
| Employer: | | |
| Early Retirement option | \$ 346,638 | \$ 14,394,328 |
| State of Illinois | 31,359,458 | 75,286,700 |
| CPS contributions | - | 80,340,000 |
| Federal funds | - | 1,105,936 |
| Special leaves | - | 23,061 |
| Reciprocal collections | 362 | 829 |
| | 31,706,458 | 171,150,854 |
| Employee: | 52,333,319 | 176,628,559 |
| Investment income: | | |
| Interest | 70,794,330 | 187,244,699 |
| Dividends | 56,517,362 | 156,989,222 |
| Securities lending (net) | 480,778 | 6,747,459 |
| Realized gains (losses) | 335,791,341 | 1,106,005,246 |
| Unrealized gains (losses) | (328,852,931) | 530,249,320 |
| Miscellaneous Investment income | 6,433 | 73,354 |
| | 134,737,313 | 1,987,309,300 |
| Miscellaneous Other | 3,630 | 1,923 |
| TOTAL ADDITIONS | 218,780,720 | 2,335,090,636 |
| DEDUCTIONS: | | |
| Refunds | 3,573,347 | 36,354,509 |
| Pension benefits | 368,870,242 | 797,776,955 |
| Death benefits | 1,280,229 | 2,877,183 |
| Health insurance rebate | 24,403,000 | 61,028,841 |
| Investment advisory & custodial | 16,933,647 | 37,125,935 |
| Administrative & miscellaneous | 2,888,084 | 8,434,688 |
| TOTAL DEDUCTIONS | 417,948,549 | 943,598,111 |
| NET INCREASE (DECREASE) | (199,167,829) | 1,391,492,525 |
| Net assets available for benefits at beginning of year | 12,820,011,009 | 11,428,518,484 |
| Net assets available for benefits at end of period | \$12,620,843,180 | \$12,820,011,009 |

ADMINISTRATIVE AND INVESTMENT EXPENSE ANALYSIS

| | INTERIM 5 Months Ending 11/30/2008 | Budget Year 2008 | | % of Budget to Date | Year Ending 6/30/2007 | Year Ending 6/30/2006 |
|--|--|---------------------|----|------------------------|--------------------------|--------------------------|
| Salaries | \$1,595,558 | \$3,963,505 | 1 | 40% | \$3,994,113 | \$3,866,126 |
| Actuary fees | 19,000 | 57,000 | 2 | 33% | 48,956 | 47,500 |
| Audit and Tax | - | 50,000 | 3 | 0% | 46,565 | 37,500 |
| Banking Fees | 17,786 | 36,000 | 26 | 49% | 17,861 | - |
| Conferences, seminars, and membership dues | 11,280 | 15,000 | 15 | 75% | 13,876 | 22,910 |
| Consulting Fees | 21,503 | 35,000 | 4 | 61% | 28,630 | 59,000 |
| Data processing expense | 18,659 | 100,000 | 24 | 19% | 87,797 | - |
| Document imaging/Records Mgmt | 443 | 26,000 | 6 | 2% | 22,483 | 25,534 |
| Election expense | 166,213 | 261,600 | 7 | 64% | 178,385 | 220,041 |
| Employee's health insurance | 203,184 | 515,000 | 8 | 39% | 461,990 | 633,916 |
| Field Services/Pension Rep | 6,284 | 90,000 | 27 | 7% | 80,620 | - |
| Health insurance consulting | 27,380 | 50,000 | 9 | 55% | 33,174 | 84,323 |
| Insurance premiums | 1,340 | 35,300 | 10 | 4% | 36,595 | 40,918 |
| Legal fees | 47,966 | 250,000 | 11 | 19% | 222,008 | 189,927 |
| Legislative expense | 46,270 | 105,760 | 12 | 44% | 105,760 | 100,724 |
| Maintenance of equipment, systems, software and support | 42,860 | 373,000 | 13 | 11% | 303,581 | 310,030 |
| Medical fees | 17,884 | 62,000 | 14 | 29% | 59,445 | 64,075 |
| Office forms and supplies | 16,413 | 60,000 | 16 | 27% | 36,451 | 64,169 |
| Office rent and utilities | 298,221 | 760,422 | 17 | 39% | 704,629 | 832,832 |
| Postage and Delivery | 50,114 | 250,000 | 18 | 20% | 212,044 | 287,649 |
| Printing and binding/publications | 41,400 | 200,000 | 19 | 21% | 245,947 | 177,775 |
| Studies and evaluation | 3,534 | 50,000 | 20 | 7% | 3,638 | 13,701 |
| System Consulting | 158,000 | 500,000 | 28 | 32% | 559,680 | - |
| Temporary staffing-MIS, Mbr. Svcs. | 16,155 | - | 21 | 0% | 11,785 | 382,668 |
| Trustee conferences, seminars, and meetings | 39,724 | 140,000 | 22 | 28% | 128,448 | 88,786 |
| Tuition and Training | 5,816 | 60,000 | 23 | 10% | 29,820 | 19,179 |
| Miscellaneous | 15,097 | 30,000 | 25 | 50% | 31,824 | 213,464 |
| Total Administrative Budget | \$2,888,084 | 8,075,587 | | 36% | 7,706,105 | 7,782,747 |
| Depreciation - Non Cash Item | - | | | | 728,583 | 537,593 |
| Total Administrative Budget with Depreciation | \$2,888,084 | \$8,075,587 | | 36% | \$8,434,688 | \$8,320,340 |
| Custodial | 208,333 | 500,000 | | 42% | 500,000 | 477,066 |
| Consulting | 200,000 | 480,000 | | 42% | 480,000 | 500,000 |
| Manager fees | 16,368,617 | 37,800,000 | | 43% | 35,823,483 | 31,382,071 |
| Fees for foreign exchange and real estate | 156,697 | - | | - | 322,452 | 432,415 |
| Total Investment | \$16,933,647 | \$38,780,000 | | 44% | \$37,125,935 | \$32,791,551 |
| Fixed Assets (cost) | 48,813 | 245,000 | | 20% | 46,837 | 103,330 |
| Database (Pension Gold) project | 4,425 | 100,000 | | 4% | 104,533 | 411,192 |
| Total Capital Expenditures | \$ 53,238 | 345,000 | | 15% | 151,370 | 514,522 |

INVESTMENT ANALYSIS NOVEMBER 30, 2007

| | FAIR VALUE 11/30/2007 | FAIR VALUE 6/30/2007 | FAIR VALUE 6/30/2006 |
|--------------------------|------------------------------|------------------------------|--------------------------------|
| ASSETS | | | |
| EQUITY | 8,414,144,744 | 8,667,368,477 | 7,450,594,648 |
| BONDS | 2,784,483,190 | 2,696,170,922 | 2,691,741,585 |
| REAL ESTATE | 859,832,512 | 836,970,146 | 706,998,185 |
| PRIVATE EQUITY | 289,423,555 | 309,264,342 | 259,562,521 |
| CASH & CASH EQUIVALENT | 547,342,549 | 439,470,864 | 418,269,986 |
| | \$12,895,226,550 | \$12,949,244,751 | \$11,527,166,925 |
| INCOME | | | |
| | 5 Months 7/1/07- 11/30/07 | 12 Months 7/1/06- 6/30/07 | 12 Months 7/1/05- 6/30/2006 |
| DIVIDENDS | 56,517,362 | 156,989,222 | 142,577,238 |
| INTEREST | 70,794,330 | 187,244,699 | 177,029,734 |
| SECURITIES LENDING (NET) | 480,778 | 6,747,459 | 6,215,679 |
| NET APPRECIATION | 6,938,410 | 1,636,203,017 | 804,849,270 |
| MISCELLANEOUS INVEST. | 6,433 | 73,354 | 63,008 |
| | \$134,737,311 | \$1,987,257,752 | \$1,130,734,930 |

The rate of return for the five months period ending November 30, 2007 was 1.44% while the return for the S&P 500 Index and Lehman Aggregate Index was (0.7%) and 5.6% respectively.

The Fund had a rate of return of 17.7% for the year ending June 30, 2007 and a 10.6% for the year ending June 30, 2006.

Net appreciation for the 5 months ending November 30, 2007 includes \$335.8 million realized gain and unrealized loss of (\$328.9) million based upon a 1.44% return for the 5 months period.

Chairperson Otero moved the Report of the Committee on Finance and Audit to the omnibus.

REPORT OF THE COMMITTEE ON CLAIMS AND SERVICE CREDITS

Applications for Pensions

The Committee on Claims and Service Credits reported that applications for pensions are presented for persons, hereinafter listed, with the recommendations that they be approved and granted in the amount and under the conditions set forth herewith.

In the case of each applicant for service and disability pension, the employment of the teacher has terminated, the legally prescribed minimum years of teaching service were completed and

requirements with respect to age, the Illinois Retirement Systems Reciprocal Act (if applicable) and the Illinois Pension Code were fulfilled.

In accordance with the provisions of the Illinois Pension Code, each applicant for disability retirement pension was declared by two physicians appointed by the Board to be suffering from a disability which wholly and presumably permanently incapacitates him/her for teaching.

Each applicant for a survivor's or reversionary pension furnished proper evidence of his/her right to receive such benefit.

Optional Service Retirement Pensions 11/01/07 thru 1/31/08

| Name of Member | School or Final Status | 1st Check Date | Years of Service | Effective Date | Annual Pension |
|---------------------------|------------------------|----------------|------------------|----------------|----------------|
| *ATKINS, AGNES OPHELIA | C-W EDUC GENERAL | 12-03-2007 | 37.53 | 10-27-2007 | 77,913.24 |
| AUSTIN, SARAH L | BETHUNE | 12-03-2007 | 15.73 | 02-21-2005 | 18,816.84 |
| BAKER, ELDEE L | SUB TEACHER POSTAL | 11-01-2007 | 8.28 | 12-22-2006 | 4,229.88 |
| BANO, HUSEN KHAN | SUB TEACHER POSTAL | 12-03-2007 | 15.49 | 10-15-2007 | 8,924.64 |
| BROWN-HARLEY, BRENDA M | SPECIAL ED CWISE | 11-01-2007 | 20.63 | 11-22-2006 | 25,883.52 |
| BUTLER, SHIRLEY JEAN | PERS-SALARY ADMINS | 01-02-2008 | 28.78 | 11-12-2006 | 66,546.84 |
| CARR, WILLIAM R | CARDENAS | 01-02-2008 | 24.46 | 06-26-2005 | 26,935.68 |
| * CLARK, DOROTHY B | C-W SPEC SVCS SUP | 11-01-2007 | 45.07 | 09-30-2007 | 57,314.04 |
| CLEGG, MARGARET A | SUB TEACHER POSTAL | 11-01-2007 | 10.05 | 07-06-2007 | 4,961.04 |
| CLINK, FRED DURAND | DUMAS | 11-01-2007 | 8.10 | 07-29-2007 | 9,273.96 |
| * COLAR, PEARLIE MAE | CHICAGO VOCATIONA | 11-01-2007 | 23.05 | 09-14-2007 | 21,494.04 |
| * CREGGETT, DAISY RUTH | WELLS HS | 11-01-2007 | 22.91 | 09-29-2007 | 31,985.64 |
| * ECO, NERIA L | HERZL | 01-02-2008 | 35.06 | 11-12-2007 | 54,105.00 |
| * GARRETT, KATHERINE | C-W EDUC GENERAL | 11-01-2007 | 37.23 | 09-30-2007 | 78,255.72 |
| GATEWOOD-HALL, BEVERLY Y | FORMER TEACHER | 11-01-2007 | 23.25 | 09-13-2007 | 32,131.80 |
| * GERST, JOANNE LEE | LYON | 12-03-2007 | 32.28 | 10-28-2007 | 44,987.88 |
| * GREGWOR, YVONNE | DULLES | 11-01-2007 | 48.91 | 09-30-2007 | 49,516.56 |
| * GUSMAN, FRANK | C-W EDUC GENERAL | 12-03-2007 | 16.35 | 09-30-2007 | 14,719.08 |
| * HATCH, ANNA LUCINDA | GREGORY | 01-02-2008 | 29.93 | 11-11-2007 | 29,976.48 |
| HAWKINS, SHIRLEY D | MAY COMM ACAD | 12-03-2007 | 39.30 | 06-17-2006 | 50,258.76 |
| * HENRY, BARBARA JEANETT | JUAREZ COMM ACAD | 12-03-2007 | 22.55 | 10-23-2007 | 32,745.24 |
| HOBBS, EUNICE T | REGION 4 OFFICE | 11-01-2007 | 20.68 | 09-05-2006 | 25,070.88 |
| * JACKSON, GERALDINE | ROBESON H S | 11-01-2007 | 16.91 | 06-24-2007 | 25,438.32 |
| * JACKSON, JOYCE DIANE | C-W EDUC GENERAL | 01-01-2008 | 31.21 | 09-16-2007 | 34,913.88 |
| * JAMES, OLIVIA J | C-W EDUC GENERAL | 12-03-2007 | 34.96 | 06-24-2007 | 49,063.44 |
| JOHNSON, JUNE | FULTON | 01-02-2008 | 21.68 | 05-31-2006 | 30,126.48 |
| * JOHNSON, RITA VAUGHN | ROBINSON | 12-03-2007 | 34.28 | 11-11-2007 | 86,362.44 |
| JOHNSON, SALLY M | CUFFE | 01-02-2008 | 30.94 | 12-26-2007 | 33,743.64 |
| * JONES, ROOSEVELT | C-W EDUC GENERAL | 11-01-2007 | 32.44 | 10-21-2007 | 53,140.32 |
| * KARPER, DORIS JOHANNA | REVERE | 12-01-2007 | 41.25 | 10-13-2007 | 49,512.36 |
| * KING, ANEDD | CALHOUN NORTH | 11-01-2007 | 29.51 | 09-16-2007 | 47,588.16 |
| KUTA, THADDEUS J | SUB TEACHER POSTAL | 11-01-2007 | 22.15 | 05-13-2001 | 6,194.52 |
| * LANDEN, TODD ERIC | EVERGREEN ACAD | 01-02-2008 | 22.98 | 11-11-2007 | 25,882.92 |
| * LITTLETON, VERA JEAN | O'KEEFE | 12-03-2007 | 20.93 | 10-16-2007 | 30,280.32 |
| * LOFTUS, SARAH ELIZABETH | MARQUETTE, JAMES | 11-01-2007 | 32.78 | 09-16-2007 | 59,124.00 |
| LONGLEY, MAGGIE L | DVORAK ACAD | 01-02-2008 | 28.24 | 11-17-2007 | 28,357.80 |
| * MARTIN, JOHN JOSEPH | JULIAN H S | 01-02-2008 | 32.62 | 12-09-2007 | 40,810.44 |
| MCHALE, THOMAS E | SUB TEACHER POSTAL | 11-01-2007 | 8.10 | 10-05-2007 | 1,658.28 |
| MONAHAN, JOHN | SUB TEACHER POSTAL | 11-01-2007 | 5.31 | 08-15-2007 | 4,863.12 |
| * NEWELL, PATRICE VALERIA | HARLAN COMM ACAD | 01-02-2008 | 33.84 | 12-22-2007 | 40,680.84 |

| | | | | | |
|------------------------------|---------------------------|-----------------|-------|------------|-----------|
| * PALLASCH, MARY THERESE |HENRY |11-01-2007 | 16.31 | 10-03-2007 | 26,301.36 |
| PRIEST, DANNY WAYNE |DUSABLE H S |01-02-2008 | 20.13 | 12-11-2007 | 27,061.44 |
| * RAINEY, ANN J |DOUGLASS ACADEMY |11-01-2007 | 30.89 | 09-01-2007 | 45,416.64 |
| * RICE, CAROLYN |POPE |11-01-2007 | 33.46 | 09-05-2007 | 49,847.52 |
| RIVERA, WILMA |REILLY |11-01-2007 | 20.92 | 10-10-2007 | 19,011.96 |
| * RODRIGUEZ, ELBA IRIS |CASALS PABLO |12-03-2007 | 31.23 | 11-04-2007 | 31,653.96 |
| * ROSE, PAULA M |WENTWORTH |11-01-2007 | 33.95 | 09-16-2007 | 51,703.20 |
| * SCHMIDT, JOHN ROBERT |HOWE |01-02-2008 | 30.33 | 12-09-2007 | 49,876.20 |
| * SCHROEDER, DEBORAH M |HARLAN COMM ACAD |11-01-2007 | 33.96 | 09-16-2007 | 43,821.84 |
| * SCIMECA, FRED PHILLIPPE |WELLS HS |11-01-2007 | 33.76 | 10-28-2007 | 44,690.88 |
| * SHAH, PURNIMA |INSTITUTO DEL PROGRE |11-01-2007 | 20.04 | 09-19-2007 | 12,842.52 |
| * SHANAHAN, MARY LORETTA |REASSIGNED TEACHER |12-03-2007 | 21.23 | 10-27-2007 | 29,280.48 |
| * SIMMONS, KURT RAYMOND |GRAHAM |11-01-2007 | 26.89 | 09-16-2007 | 24,458.16 |
| * SKINNER BOYD, BARBARA JEAN |DULLES |12-01-2007 | 27.74 | 11-10-2007 | 41,645.76 |
| * SNODGRASS, PATRICIA ANN |REASSIGNED TEACHER |01-02-2008 | 24.06 | 11-14-2007 | 32,302.20 |
| STEFFENS, KAREN M |FORMER TEACHER |11-01-2007 | 19.40 | 09-26-2006 | 13,074.60 |
| * STRANDLUND, SUSAN C |RAVENSWOOD |01-02-2008 | 33.71 | 12-09-2007 | 51,114.84 |
| SWEENEY, JUANITA I |PILSEN COMM ACAD |12-03-2007 | 25.33 | 11-13-2007 | 32,856.60 |
| * TILLMAN, TONDALAYO B |HARPER H S |12-01-2007 | 10.46 | 10-14-2007 | 13,050.72 |
| * WHITEHEAD, JEROLYN JOYCE |CITY WIDE LITERACY |12-03-2007 | 33.60 | 10-14-2007 | 40,931.28 |
| * WHITNEY, BRENDA JOYCE |BURNSIDE ACAD |01-02-2008 | 33.96 | 11-25-2007 | 54,764.16 |
| * WILLIAMS, ANNA CAROL |JOHNS ACADEMY |11-01-2007 | 25.18 | 09-16-2007 | 31,864.32 |
| * WILLIAMS, MELVIN |C-W EDUC GENERAL |11-01-2007 | 11.75 | 08-02-2007 | 4,108.32 |
| * WILLIAMS, YVONNE MARIE |HEFFERAN |11-01-2007 | 21.13 | 09-02-2007 | 34,678.08 |
| * WINTERS, ANNA N |SIMEON CAREER ACA |11-01-2007 | 21.17 | 09-05-2007 | 29,062.56 |
| * ZIEMAN, TERRY-LYNN MILDRE |SKINNER |12-03-2007 | 34.36 | 10-28-2007 | 58,074.36 |

Count of Optional Retirement Pensions: 66 Total Optional Retirement Pensions: \$2,307,282.00
Average Pension: 34,958.82
Average Service Years: 26.07

* Denotes preliminary pension

Reciprocal Retirement Pensions 11/01/07 thru 01/31/08

| Name of Member | School or Final Status | 1st Check Date | Years of Service | Effective Date | Annual Pension |
|-----------------------|------------------------|-----------------|------------------|----------------|----------------|
| * BACON, ANNETTE M |GOODLOW MAGNET |01-02-2008 | 10.89 | 06-24-2007 | 15,351.96 |
| * BENNETT, ALICE WOOD |KENWOOD ACAD H S |12-03-2007 | 7.34 | 06-29-2007 | 9,130.20 |
| * BLEICHMAN, DENISE A |LINNE |12-03-2007 | 20.11 | 06-24-2007 | 32,644.92 |
| * BORTZ, MICHAEL A |LASALLE LANG ACAD |11-01-2007 | 16.59 | 06-24-2007 | 26,172.24 |
| * BRIDGES, LUCY |C-W SPEC SVCS SUP |01-02-2008 | 17.75 | 06-24-2007 | 32,850.60 |
| BURLESON, RONALD |RAYMOND |12-03-2007 | 10.28 | 08-01-2007 | 8,654.64 |
| * BUTLER, BEVERLY J |SCH & COMM RELS |12-03-2007 | 13.77 | 07-08-2007 | 44,728.56 |
| * CLEARY, BARBARA C |METCALFE COMM ACA |12-03-2007 | 13.05 | 06-24-2007 | 19,583.28 |
| * COCO, GLORIA G |FORMER TEACHER |12-03-2007 | 8.10 | 12-01-2007 | 15,651.60 |
| DIAZ, MARIA C |FORMER TEACHER |11-01-2007 | 15.90 | 09-08-2005 | 9,975.36 |
| * EPPS, MATTIE INETHA |KELLOGG |12-03-2007 | 18.63 | 07-08-2007 | 41,176.44 |
| * FEURER, JANE DUNBAR |SUTHERLAND |12-03-2007 | 16.14 | 06-24-2007 | 26,976.84 |
| * FOSTER, GEORGE M |FIELD |11-01-2007 | 16.80 | 10-31-2007 | 25,471.32 |
| GALLAMORE, LINDA K |TAFT H S |01-02-2008 | 1.04 | 06-12-2007 | 1,391.04 |
| * GILES, KARLA ANN |BRENTANO |12-03-2007 | 5.41 | 12-01-2007 | 6,087.96 |

| | | | | | |
|-----------------------|--------------------|------------|-------|------------|-----------|
| * GREENE, MURIEL LEE | CRANE TECH H S | 12-03-2007 | 17.95 | 06-24-2007 | 24,810.48 |
| * GREVEN, CAROL M | C-W SPEC SVCS SUP | 12-03-2007 | 16.61 | 06-24-2007 | 27,694.92 |
| GRUSECKI, LAURA L | BEASLEY ACAD MAG | 01-02-2008 | 9.02 | 05-22-2007 | 9,451.80 |
| GUNTHER, VICKI | FORMER TEACHER | 11-01-2007 | 22.38 | 06-30-2007 | 71,970.48 |
| * HAYDEN, SUSAN MARY | MCPHERSON | 12-03-2007 | 22.53 | 10-14-2007 | 35,580.12 |
| * HORWITZ, ANNA F | JAHN | 11-01-2007 | 21.00 | 09-05-2007 | 30,513.72 |
| * JACKSON-STAPLES, VI | C-W EDUC GENERAL | 12-03-2007 | 7.45 | 05-13-2007 | 4,432.44 |
| * KOSNOFF, FAY R | AVONDALE | 11-01-2007 | 18.11 | 06-24-2007 | 30,645.12 |
| * LEE, DONNA JEANNE | C-W SPEC SVC IN/A | 12-03-2007 | 19.08 | 06-24-2007 | 30,761.40 |
| LEVUN, NANCY G | FORMER TEACHER | 12-01-2007 | 1.90 | 10-24-2007 | 1,605.00 |
| LONGFIELD, DIANE M | FORMER TEACHER | 11-01-2007 | 1.55 | 06-30-2007 | 5,016.00 |
| * MADUZIA, MELODY H | HEDGES | 12-03-2007 | 15.28 | 06-24-2007 | 23,067.60 |
| * MANSOUR, ABLAH | COLUMBUS | 12-03-2007 | 16.85 | 06-24-2007 | 23,697.48 |
| MARTINEZ, LUZ D | FORMER TEACHER | 11-01-2007 | 11.67 | 06-05-2007 | 13,145.16 |
| * MCCULLEY, EVA C | KENNEDY H S | 12-03-2007 | 16.00 | 06-24-2007 | 25,888.32 |
| * MIRANDA, LINDA C | SAYRE LANG ACAD | 12-03-2007 | 14.84 | 06-24-2007 | 23,115.48 |
| * MOYNIHAN, K | LOGANDALE MIDDLE | 01-02-2008 | 29.05 | 12-23-2007 | 46,840.20 |
| * NIELSEN, DONNA S | C-W SPEC SVCS SUP | 12-03-2007 | 19.23 | 06-24-2007 | 23,041.44 |
| * NOVAK, DIANE K | PLAMONDON | 12-03-2007 | 11.86 | 06-24-2007 | 17,262.72 |
| * ONEAL, LENESTER | C-W EDUC GENERAL | 11-01-2007 | 5.76 | 06-24-2007 | 2,917.56 |
| * ORTIZ, MARIA TERESA | BRENTANO | 12-03-2007 | 16.52 | 06-24-2007 | 22,346.28 |
| OSBORNE, JUDITH | SUB TEACHER POSTAL | 01-02-2008 | 3.98 | 10-01-2007 | 3,148.80 |
| PFEFFER, KAREN J | SUB TEACHER POSTAL | 11-01-2007 | 1.60 | 08-11-2007 | 389.16 |
| * QUINONES, ANGEL | C-W EDUC GENERAL | 11-01-2007 | 33.57 | 10-13-2007 | 55,272.48 |
| RIVERA, DIONNES | FORMER TEACHER | 11-01-2007 | 16.01 | 06-30-2007 | 43,912.92 |
| * RUDICH, TERI ELLEN | MAYER | 12-03-2007 | 14.13 | 06-24-2007 | 20,796.36 |
| SCHIFF, BETH | FORMER TEACHER | 11-01-2007 | 17.81 | 06-26-2007 | 37,106.04 |
| SCHIMPF, GAIL R | FORMER TEACHER | 12-03-2007 | 2.35 | 10-04-2004 | 825.12 |
| SCHON, RONALD H | FORMER TEACHER | 01-02-2008 | 8.23 | 09-01-2007 | 17,840.52 |
| * SHEPARD, BARBARA S | LLOYD | 12-03-2007 | 16.36 | 06-24-2007 | 27,447.00 |
| * SOBEL, DARLENE M | C-W SPEC SVCS SUP | 12-03-2007 | 17.51 | 07-08-2007 | 39,658.80 |
| * STEFAN, INGRID E | C-W EDUC GENERAL | 01-02-2008 | 18.66 | 06-24-2007 | 24,997.08 |
| SULLIVAN, EILEEN M | CULLEN | 12-03-2007 | 21.87 | 11-01-2007 | 27,274.80 |
| * SULLIVAN, JOHN P | SUB TEACHER POSTAL | 12-03-2007 | 2.18 | 06-02-2007 | 1,650.12 |
| WENNBERGH, MARIA | MIRTA RAMIREZ COMP | 01-02-2008 | 4.00 | 08-30-2007 | 3,446.52 |
| WERNER, MARY E | AMUNDSEN H S | 12-03-2007 | 1.03 | 08-09-2007 | 2,181.00 |
| * WHITE, VERNETTA R | DALEY ACAD | 12-03-2007 | 16.71 | 06-24-2007 | 25,179.84 |
| WILDER, EMANUEL J | FORMER TEACHER | 11-01-2007 | 3.40 | 10-05-2007 | 2,791.80 |
| * ZIKA, CONSTANCE A | EBERHART | 11-01-2007 | 13.85 | 06-24-2007 | 22,567.92 |

Count of Reciprocal Retirement Pensions: 54 Total Reciprocal Retirement Pensions: 1,166,136.96
 Average Pension: 21,595.13
 Average Service Years: 13.33

* Denotes preliminary pension

Disability Retirement Pensions 11/01/07 thru 01/31/08

| Name of Member | School or Final Status | 1st Check Date | Years of Service | Effective Date | Annual Pension |
|---|-----------------------------------|----------------|------------------|----------------|-------------------|
| * ARCENEAU, STACIA AURO | HARVARD | 12-03-2007 | 13.13 | 10-25-2007 | 16,543.92 |
| COLLINS, JUDY ANN | DE DIEGO COMM ACA | 01-02-2008 | 30.28 | 11-08-2007 | 41,290.68 |
| EDWARDS, VIRGINIA CLAUD | SCAMMON | 01-02-2008 | 19.52 | 01-07-2007 | 27,291.00 |
| HIRSH, DARLENE HOPE | SUB POSTAL SERVICE | 12-03-2007 | 13.53 | 03-31-2007 | 19,788.48 |
| * HOBBS, BARBARA E | WATERS | 11-01-2007 | 33.47 | 10-14-2007 | 48,243.84 |
| * MAHAFFEY, DEBRA TORRES | C-W EDUC GENERAL | 11-01-2007 | 12.50 | 05-03-2007 | 16,823.28 |
| * MORRISSEY, JOSEPH | LOGANDALE MIDDLE | 11-01-2007 | 16.19 | 04-15-2007 | 22,219.56 |
| PORTER, FRANCES L | BOUCHET ACADEMY | 12-03-2007 | 12.26 | 11-16-2005 | 15,894.12 |
| Count of Disability Retirement Pensions: 8 | Total Disability Pensions: | | | | 208,094.88 |
| | Average Pension: | | | | 26,011.86 |
| | Average Service Years: | | | | 18.86 |

Survivors' Pensions 11/01/07 thru 01/31/08

| Name of Member | 1st Check Date | Years of Service | Effective Date | Annual Pension |
|--|----------------|------------------|----------------|----------------|
| ALKARAKI, SALAMEH F. (HUSBAND OF MAUREEN A ALKARAKI) | 01-02-2008 | 34.61 | 09-01-2007 | 25,706.16 |
| ANTHONY, MARY A. (WIFE OF OTHO ANTHONY) | 11-01-2007 | 38.00 | 10-01-2007 | 25,055.04 |
| BALDASSARRE, FLORENCE L. (WIFE OF HERMAN BALDASSARRE) | 12-03-2007 | 30.40 | 11-01-2007 | 16,077.84 |
| BANKS, CYNTHIA ADELE (WIFE OF KENNETH BANKS) | 11-01-2007 | 25.42 | 07-03-2007 | 17,504.04 |
| BARNES, EARL J. (HUSBAND OF DORIS H BARNES) | 12-03-2007 | 38.00 | 11-01-2007 | 39,399.96 |
| BENDITZSON, M.D., DAVID JEROME (HUSBAND OF RUTH J BENDITZSON) | 11-01-2007 | 32.60 | 09-01-2007 | 17,141.28 |
| BRAZIER, LEROY W. (HUSBAND OF MARY M BRAZIER) | 11-01-2007 | 29.80 | 09-01-2007 | 19,594.80 |
| BROWN, LAWRENCE A. (HUSBAND OF WYNONA BROWN) | 11-01-2007 | 34.14 | 09-01-2007 | 25,221.24 |
| CERVINKA, BETSY N. (WIFE OF ARTHUR A CERVINKA) | 12-03-2007 | 38.00 | 11-01-2007 | 47,464.20 |
| CHAPMAN, LEO (HUSBAND OF JOSEPHINE CHAPMAN) | 12-03-2007 | 26.60 | 11-01-2007 | 12,687.60 |
| DANDRIDGE, JEROME R. (HUSBAND OF AUDREY M DANDRIDGE) | 12-03-2007 | 31.30 | 08-01-2004 | 14,529.12 |
| FUKUDA, MAKOTO (HUSBAND OF AYAKO FUKUDA) | 12-03-2007 | 30.00 | 11-01-2007 | 19,710.36 |
| GREENFIELD, JACK R. (HUSBAND OF MARILYNN GREENFIELD) | 12-01-2007 | 30.50 | 10-01-2007 | 10,514.76 |
| HAYES, CARL W. (HUSBAND OF JULIE P HAYES) | 11-01-2007 | 16.50 | 10-01-2007 | 19,148.88 |
| HENRY, DONALD W. (HUSBAND OF HENRIETTA G HENRY) | 11-01-2007 | 27.08 | 07-07-2007 | 18,438.72 |

| | | | | |
|--|-------------|-------|------------|-----------|
| JACKSON, BERNICE <i>(WIFE OF EVASTON J JACKSON)</i> | .12-01-2007 | 37.50 | 11-01-2007 | 26,932.08 |
| JAKE, CHARLES <i>(HUSBAND OF EMMA J JAKE)</i> | .01-02-2008 | 28.90 | 12-01-2007 | 12,278.76 |
| LEE, DAVID K <i>(HUSBAND OF YOLANDA T LEE)</i> | .01-02-2008 | 35.60 | 11-01-2007 | 26,850.36 |
| LEVIN, BETTY ANN <i>(WIFE OF JACOB L LEVIN)</i> | .12-01-2007 | 16.90 | 10-01-2007 | 10,816.80 |
| LUKAS, ANTHONY <i>(SON OF LINDA L LUKAS)</i> | .12-03-2007 | 28.80 | 10-01-2007 | 5,493.84 |
| LUKAS, NICHOLAS <i>(SON OF LINDA L LUKAS)</i> | .12-03-2007 | 28.80 | 10-01-2007 | 5,493.84 |
| LUKAS, RONALD L <i>(HUSBAND OF LINDA L LUKAS)</i> | .12-03-2007 | 28.80 | 10-01-2007 | 5,493.84 |
| MAUERSBERGER, PAUL DIETER <i>(HUSBAND OF YUDITA C MAUERSBERGER)</i> | .11-01-2007 | 30.00 | 09-01-2007 | 15,395.76 |
| MCVAY, CAROLYN JANET <i>(WIFE OF SAM C MCVAY)</i> | .11-01-2007 | 9.20 | 09-01-2005 | 2,399.64 |
| MILLER, JEANNE L <i>(WIFE OF ANDREW C MILLER)</i> | .12-03-2007 | 40.80 | 10-01-2007 | 32,878.20 |
| MITCHUM, BARBARA RUTH <i>(WIFE OF HASKER G MITCHUM)</i> | .01-02-2008 | 32.90 | 12-01-2007 | 19,016.88 |
| MURRAY, JR., WINTON L. <i>(HUSBAND OF EMMA L MURRAY)</i> | .12-03-2007 | 31.20 | 11-01-2007 | 22,188.36 |
| PEOPLES, DOROTHY <i>(WIFE OF JAMES Y PEOPLES)</i> | .11-01-2007 | 12.00 | 05-01-2007 | 10,625.28 |
| PHILLIPS, ARTHUR <i>(HUSBAND OF LORRAINE PHILLIPS)</i> | .01-02-2008 | 29.00 | 06-01-2007 | 12,279.00 |
| POWERS, MARIANNE F <i>(WIFE OF THOMAS J POWERS)</i> | .11-01-2007 | 39.80 | 08-01-2007 | 24,767.40 |
| REYES, PETER <i>(HUSBAND OF HELENE EVELYN REYES)</i> | .01-02-2008 | 9.06 | 11-01-2007 | 9,135.24 |
| SAIDEL, LEO JAMES <i>(HUSBAND OF HELEN A SAIDEL)</i> | .11-01-2007 | 21.90 | 05-01-2007 | 10,170.72 |
| STEPHENS, MILAS S. <i>(HUSBAND OF EDNA R STEPHENS)</i> | .12-01-2007 | 9.30 | 09-01-2007 | 3,177.24 |
| STERLING, PRINCIE L <i>(WIFE OF ALBERT STERLING)</i> | .12-03-2007 | 38.10 | 10-01-2007 | 38,384.64 |
| TRENT, LANETTA N. <i>(WIFE OF HENRY W TRENT)</i> | .11-01-2007 | 31.50 | 08-01-2007 | 16,955.16 |
| UNDERWOOD, ROBERT <i>(HUSBAND OF JULIA UNDERWOOD)</i> | .01-01-2008 | 2.90 | 09-01-2007 | 1,909.08 |
| VANDAM, ANNE A. <i>(WIFE OF THOMAS E VAN DAM)</i> | .12-03-2007 | 15.90 | 11-01-2007 | 13,777.32 |
| WEAVER, ANTHONY S <i>(HUSBAND OF LUCILLE H WEAVER)</i> | .11-01-2007 | 38.00 | 10-01-2007 | 23,997.72 |

Count of Survivors' Pensions: 38

Total Survivors Pensions:

678,611.16

Average Pension:

17,858.19

Average Service Years:

27.89

Summary of Pensions Granted 11/01/07- 1/31/08

| Type of Pension | At this meeting | Total Approved this Fiscal Year |
|--|-----------------|---------------------------------|
| Optional service retirement pensions | 66 | 1,633 |
| Reciprocal service retirement pensions | 54 | 274 |
| Disability retirement pensions | 8 | 19 |
| Duty Disability retirement pensions | 0 | 0 |
| Survivors pensions | 38 | 92 |
| Reversionary pensions | 0 | 2 |

Cancellation of Pensions

The Committee on Claims and Service Credits reported that pursuant to the law, the pensions of the following persons were cancelled upon the date of attainment of legal age. The Committee recommended that the cancellations shown below be confirmed and reported in the proceedings of this meeting.

11/01/07 thru 01/31/08

| Name | Reason | Type of Pension | Rate of Pension | Date Cancelled |
|--------------------------------|------------------|---------------------|-----------------|----------------|
| BROOKS WILLIAM EL | Exceed Age Limit | Survivorship - Step | 1,139.04 | 11-30 -2007 |
| KUHN BRANDON M | Exceed Age Limit | Survivorship - Step | 150.00 | 01-31-2008 |
| Count of Cancelled Pensions: 2 | | | | |

Death Benefits

The Committee on Claims and Service Credits reported that documents pertaining to claims for death benefits were examined and verified, and recommended approval.

In support of these claims, the Committee reported that death benefits were for persons whose dates of death were certified and whose heirs, beneficiaries, administrators or executors furnished proper evidence to receive such payments.

11/01/07 thru 01/31/08

Single Payment of Death Benefit

| DECEASED | BENEFICIARY |
|---------------------|---------------------------------------|
| ADAMS, JOSEPHINE | WILLIAM T. WATERS5,000.00 |
| ARENA, MARGARET S | BLAISE J. ARENA1,666.67 |
| | STEPHANIE M. ARENA1,666.67 |
| | LESLEY A. CROCKER1,666.66 |
| BAIRD, LORRAINE B | LORRAINE B. BAIRD TRUST5,000.00 |
| BALDASSARRE, HERMAN | DAVID BALDASSARRE1,250.00 |
| | GARY J. BALDASSARRE1,250.00 |
| | PAUL BALDASSARRE1,250.00 |
| | BETH ANN SPICKER1,250.00 |
| BARNES, DORIS H | EARL J BARNES5,000.00 |

| | | |
|-------------------------|-------------------------------------|----------|
| BATTS, ESSIE W | HARRIETTE ELAINE BATTS | 1,666.66 |
| | ALFREDA MARIE BATTS | 1,666.67 |
| BEEKIL, LOIS S | IRVING B. BEEKIL | 1,666.67 |
| BEHEL, GENEVIEVE M | DENISE COOKE | 5,000.00 |
| BERGMAN, ESTHER E | BEVERLY ASHER HOFFMAN | 1,666.67 |
| | BRUCE H. WEITZMAN | 1,666.67 |
| | ANN C. PETERSEN | 1,666.66 |
| BLUMBERG, ANN B | GAIL WEINBERG | 2,500.00 |
| | GWENN B. COHEN | 2,500.00 |
| BOGGS, AUDREY L | CAGE MEMORIAL CHAPEL | 5,000.00 |
| BORYSOWICZ, JOSEPH A | BESSIE BORYSOWICZ | 3,791.52 |
| BRESSLER, ESTHER | MARK BRESSLER | 5,000.00 |
| BRYANT, RUBY T | GWENDOLYN M. BRYANT SMITH | 2,500.00 |
| | PATRICIA A. BRYANT-ALLEN | 2,500.00 |
| BURTON, MICHAEL H | JUDITH A. BURTON-DAVIS | 5,000.00 |
| CANO, ESTELA | HUGO ALBERTO FRANCISCO | 2,500.00 |
| | HUGO FRANCISCO, JR. | 2,500.00 |
| CARRASCO, MIGUEL ANGEL | ALTAGRACIA D GOMEZ | 4,750.00 |
| CERVINKA, ARTHUR A | BETSY N CERVINKA | 5,000.00 |
| CHAPMAN, JOSEPHINE | ESTA L. DOSS | 1,250.00 |
| | JOLANDA CHAPMAN | 1,250.00 |
| CHARNES, ALVIN E | DEBORAH CHARNES VALLERO | 1,666.66 |
| | JOANNA E. CHARNES | 1,666.67 |
| | JONATHAN EDAN CHARNES | 1,666.67 |
| CHIDEKEL, BEATRICE | JOHN ARTHUR HOULIHAN | 5,000.00 |
| COLLORD, DALE F | TODD C. COLLORD | 2,500.00 |
| CONROY, VINCENT J | MARY G CONROY | 2,500.00 |
| | VINCENT J. CONROY, JR. | 2,500.00 |
| CONWAY, JOANN | PAULA BERLIANT | 1,142.86 |
| | JESSICA L. CYBORAN | 1,142.86 |
| | MARIETTA G. EGEN | 1,142.86 |
| | ANTHONY LESNIEWSKI | 1,142.86 |
| | STEPHEN LESNIEWSKI | 1,142.86 |
| | JULIE J STAHLER | 1,142.84 |
| | MATTHEW G LESNIEWSKI | 1,142.86 |
| COWAN, JUANITA E | A.R. LEAK/SONS FUNERAL HM | 5,000.00 |
| CREACH, LOUISE M | ESTATE OF JESSE B. ELLIS | 5,000.00 |
| CRIBBEN, STANLEIGH | RICHARD H. CRIBBEN | 5,000.00 |
| DANDRIDGE, AUDREY M | JEROME R. DANDRIDGE | 5,000.00 |
| DAVIDSON-MCKAY, CORLISS | EUGENE J. PETERSON, JR. | 3,000.00 |
| DELICH, JUNE G | BESS DELICH | 2,500.00 |
| | MICHAEL G. ROBERTS | 2,500.00 |
| DEMAERTELAERE, BRUNO I | EST. OF B. DEMAERTELAERE | 5,000.00 |
| DUNBAR, FLORENCE W | ESTATE OF FLORENCE DUNBAR | 5,000.00 |
| ERB, JOAN F | JOHN M. ERB | 5,000.00 |
| FISCHER, ROBERT G | DAVID G. FISCHER | 1,666.67 |
| | PAUL C. FISCHER | 1,666.67 |
| | ROSEMARY MCMAHON | 1,666.66 |
| FITZGERALD, DOLORES K | JOHN M. FITZGERALD | 5,000.00 |
| FOEMAN, HELENA M | HELENA K. FOEMAN | 5,000.00 |
| FREEDMAN, ESTHER D | HILLEL FREEDMAN | 5,000.00 |
| FRENCH, JAMES A | MAUDE F. HODO | 5,000.00 |
| FRIEZLER, WAYNE A | ANDRE J. NOEL | 5,000.00 |

| | | |
|-----------------------|-----------------------------------|-----------|
| FUKUDA, AYAKO | MAKOTO FUKUDA | 5,000.00 |
| GOOCH, PATRICIA A | ELIZABETH ANN GOOCH | 2,500.00 |
| | GEORGE C. GOOCH | 2,500.00 |
| GOSHERT, FRANCES H | JANET J. ADAMS | 1,666.67 |
| | JOHN L. ADAMS | 1,666.67 |
| | BARBARA L. JOHNSON | 1,666.67 |
| GOTTSCHALK, FLORENCE | KATHLEEN G. FLEMING | 2,500.00 |
| | JOHN GOTTSCHALK | 2,500.00 |
| GREDE, KATHLEEN | MARY G. DEAN | 2,500.00 |
| | FREDERICK J. GREDE | 2,500.00 |
| GREEN, DANIEL B | FRANCES M GREEN | 5,000.00 |
| HARDIMAN, MARY A | MARY DESMOND | 5,000.00 |
| HOWLAND, FRANCES E | PAMELA J. JACKSON | 2,500.00 |
| | STACEY E. JACKSON | 2,500.00 |
| JACKSON, EVASTON J | BERNICE JACKSON | 5,000.00 |
| JAKE, EMMA J | CHARLES JAKE | 1,666.67 |
| JAMIRO, GLORIA B | NELLY B. JAMIRO | 2,500.00 |
| JOHANSEN, LORRAINE | DOLORES WILLIAMS | 2,500.00 |
| JOHNSON, WILLENA M | LATYNA S. CURRY | 2,500.00 |
| JOLLEY, ELSIE C | MARGARET A. MANDARINO | 5,000.00 |
| KARPEN, DORIS | ELIZABETH KARPEN | 1,666.67 |
| | BARBARA PIKSCHER | 1,666.67 |
| | DEBBE J. STEIN | 1,666.66 |
| KENNELLY, ANN R | MARTIN J KENNELLY | 2,500.00 |
| | CHRISTINE KENNELLY | 2,500.00 |
| KEY, HATTIE LOUISE | DELAINE KEY | 10,000.00 |
| KOZUCH, JACQUELINE | ANN F KOZUCH | 2,500.00 |
| | JON W. KOZUCH | 2,500.00 |
| KRAUSE, CATHERINE | ELIZABETH C. KRAUSE | 1,666.67 |
| | GEORGE E. KRAUSE | 1,666.67 |
| | WILLIAM G. KRAUSE | 1,666.66 |
| LAWS, OTHELLO W | TANYA LYNK HAYNES | 2,500.00 |
| | PAMELA D. LYNK | 2,500.00 |
| LEE, YOLANDA T | DAVID K LEE | 5,000.00 |
| LERNER, RICHARD H | SUSAN J. LERNER | 1,666.67 |
| | ANN R. BURKE | 1,666.67 |
| LIGHTNER, WERNER W | GRACE M LIGHTNER | 5,000.00 |
| LUBERA, HENRY R | MARIA LUBERA | 5,000.00 |
| LULICH-MUREN, MARTIN | JOSEPH LULICH | 2,500.00 |
| MARANDIUC, PARASCHIVA | LEONARD MARANDIUC | 5,000.00 |
| MCCONNELL, ARTHUR B | BITOY MCCONNELL | 2,500.00 |
| | LAVOY MCCONNELL | 2,500.00 |
| MCCONNELL, BARBARA B | LAVOY MCCONNELL | 2,500.00 |
| | BITOY MCCONNELL | 2,500.00 |
| MCCOO, PAULINE D | LIA NICINE MCCOO | 2,500.00 |
| | PAUL ARTHUR MCCOO | 2,500.00 |
| MILLER, ANDREW C | JEANNE L MILLER | 2,500.00 |
| | LORRAINE MARIE MILLER | 2,500.00 |
| MILLER, ANGELA T | DION MILLER PEREZ | 5,000.00 |
| MITCHELL, WILLIE E | JEROME E. MITCHELL | 2,500.00 |
| | FRANCES LOVELL MITCHELL | 2,500.00 |

| | | |
|-------------------------------------|-------------------------------------|-----------|
| MITCHUM, HASKER G | BARBARA RUTH MITCHUM | 5,000.00 |
| MODERI, JOHANNA H | MARY M. MODERI | 5,000.00 |
| MODEROW, DORIS J | DOUGLAS MODEROW | 5,000.00 |
| MOELLER, CLARA L | CHERYL ANN EMMRICH | 5,000.00 |
| MOORE, HILDA P | CHARLES H MOORE III | 2,500.00 |
| | KATHLEEN MOORE | 2,500.00 |
| MURRAY, EMMA L | A. A. RAYNER FUNERAL HOME | 5,000.00 |
| NEARY, ANN G | THOMAS M. NEARY | 1,666.66 |
| | MARIE TOMIELLO | 1,666.67 |
| | LOUIS J. ZAKE | 1,666.67 |
| NEWTON, WILLARD H | JAMES W NEWTON | 1,666.67 |
| | JOHN NEWTON | 1,666.67 |
| | CYNTHIA A PAPPAS | 1,666.66 |
| OLIVE, ANTOINETTE | REV. BRUCE WILKINSON | 5,000.00 |
| PERA, JOHN J | JAMES J. PERA | 2,500.00 |
| | SHELBY J. PERA | 2,500.00 |
| PHILLIPS, LORRAINE | PAUL T PHILLIPS | 2,500.00 |
| | ARTHUR PHILLIPS | 2,500.00 |
| POULLETTE, SYLVIA D | CHARLES P. POULETTE | 2,500.00 |
| | GEORGE T. POULETTE | 2,500.00 |
| PRINCE, LILLIE | PHILANDER PRINCE | 10,000.00 |
| PRUITT, GEORGE | FLORENCE PRUITT | 5,000.00 |
| REYES, HELENE EVELYN | PETER REYES | 8,000.00 |
| RICE, ROSALE | ELMER L. RICE | 5,000.00 |
| RINKER, HOWARD | MARLENE MARTIN | 1,666.67 |
| | HOWARD W. RINKER | 1,666.67 |
| | CHERYL BOTTCHEER | 1,666.66 |
| RYAN, PRISCILLA | JILL E. BRENNAN | 1,666.67 |
| | DONNA RYAN | 1,666.67 |
| | ROBERT JOSEPH RYAN | 1,666.66 |
| SAMPSON BROWN, PATRICIA KATHLEEN | GABRIELLE BROWN | 5,000.00 |
| SATKOFF, LUCIA E | MARY E. MORSTEDT | 2,500.00 |
| SCALZITTI, MARILYN | CYNTHIA ANN SEPANIC | 5,000.00 |
| SCHLEUTERMANN, CARL | CARL SCHLEUTERMANN TRUST | 5,000.00 |
| SCHOOLER, VIRGINIA | JAMES H. SCHOOLER | 5,000.00 |
| SCOTT, THOMAS A | CELESTE Y. SCOTT | 2,500.00 |
| | KENEDA J. SCOTT | 2,500.00 |
| SIGRID, EVA | DAVID SCOTT | 1,250.00 |
| | GARY SCOTT | 1,250.00 |
| | ROBIN SCOTT | 1,250.00 |
| | VALERIA SCOTT-LAITINEN | 1,250.00 |
| SLATTERY, BETTY A | JAMES N. SLATTERY | 5,000.00 |
| SMITH, JOHNNIE L | DEREK CARUTHERS | 5,000.00 |
| SMITH, NORMA E | BRENDA L PADGETT | 2,500.00 |
| STERLING, ALBERT | REGINALD E. STERLING | 1,666.67 |
| | TRINA L STERLING | 1,666.66 |
| SULLIVAN, KEVIN | ESTATE OF KEVIN SULLIVAN | 5,000.00 |
| SYKES, JEROME | SOPHIA SYKES | 5,000.00 |
| THOMAS, ELIZABETH | BARBARA E. RUDD | 1,666.66 |
| | JANICE THERESA JONES | 1,666.67 |
| | ALFRED L. RUDD, III | 1,666.67 |

| | | |
|-----------------------|-----------------------------------|-------------------|
| UNDERWOOD, JULIA | MARSHA DEEM | 1,666.67 |
| | MARK ALLAN GOODMAN | 1,666.67 |
| | CATHIE E. IRWIN | 1,666.66 |
| VAN DAM, THOMAS E | ANNE A. VANDAM | 5,000.00 |
| VANDERMEY, RUTH G | RICHARD R. VANDERMEY | 5,000.00 |
| WADE, SELVEY W | WILHELMENA WADE | 5,000.00 |
| WARD, BEATRICE D | ESTATE OF BEATRICE WARD | 5,000.00 |
| WEBB-DANIEL, MARGARET | JOBE DANIEL | 1,250.00 |
| WEINER, PHYLLIS | TRUDE THOME | 2,500.00 |
| | DAVID WEINER | 2,500.00 |
| WEINSHEIMER, LINDA | MARLYNN W. BARNES | 5,000.00 |
| WILSON, RICHARD O | MARIE S WILSON | 5,000.00 |
| WOOD, ROBERT P | NANCY MARIE STOKER | 2,500.00 |
| | BRUCE ALAN WOOD | 2,500.00 |
| WYSUP, ROSE | DIANA M. MACCASKIE | 1,666.67 |
| | MICHAEL F. WYSUP | 1,666.67 |
| ZABINSKI, BRUNO J | HEIDI B. LEHENBAUER | 2,500.00 |
| | MARCIA C BEHRENS | 2,500.00 |
| ZOLT, ESTHER L | AMY G. ARONOVITZ | 1,666.67 |
| | JESSICA ZOLT-GILBURNE | 1,666.67 |
| | SARAH ZOLT-GILBURNE | 1,666.66 |
| | | 555,458.20 |

Refund of Contributions

DECEASED

ALLEN, CHRISTINE
 BARNES, KENNETH JOSEPH
 BORYSOWICZ, JOSEPH A
 CARRASCO, MIGUEL ANGEL
 CHAVIS, WILLIAM O

COLLINS, KENNETH F

CONWAY, JOANN

DUDA, RENATA M
 HASH-BAZ, MAHER S
 HINER, EDNA L
 KICZULA, LEONARD A
 LEDERER, FRANCIS L

LOWE, ANNA
 MEYER, STEPHEN JOSEPH

MOWDER, SUSAN Z
 PRINCE, LILLIE

WITHERSPOON, GILBERT A

BENEFICIARY

TERESA ALLEN 506.26
 RUBY JEAN BARNES 34,781.50
 BESSIE BORYSOWICZ 3,085.90
 ALTAGRACIA D GOMEZ 42,500.63
 ANNETTE H CHAVIS 1,024.13

MAURICE A. COLLINS 7,635.61
 MARY L. WHITTINGTON HAMER 7,635.59
 JULIE J STAHLER 3,546.89
 STEPHEN LESNIEWSKI 3,546.86
 ANTHONY LESNIEWSKI 3,546.86
 MARIETTA G. EGEN 3,546.86
 PAULA BERLIANT 3,546.86
 JESSICA L. CYBORAN 3,546.86
 MATTHEW G LESNIEWSKI 3,546.86

ANDREW DUDA 22,924.72
 LENA TORRENCE HILL 1,074.88
 IMANI CRUSHON 277.62
 CLARE KICZULA 285.90
 ADRIENNE LEDERER 214.00

BADIA S AHAD 14,425.41
 GARY MEYER 3,304.48
 PHILIP J MEYER 3,304.44
 ESTATE OF SUSAN MOWDE 2,435.02
 PHILANDER PRINCE 59,048.85

AHSRAM WITHERSPOON 7,975.40
 ALI WITHERSPOON 7,975.40
 CHRISTOPHER C. WITHERS 7,975.40

253,219.19

Combined Death Benefit

DECEASED

BANGS, MARY KAY
 BROWN, NATHANIEL M
 CLARK, MARY NORINNE

 FREEMAN, MARTHA ESTHER
 GARGANO, ROSARIO
 GIUSEPPE

 JOHNSON, RETHA

 JONES, BYRON DAVID
 KING, MADEARIA Y
 SALZER, MARY M
 SEIFERT, DONNA F
 WALKER, ANDREW L

 WASHINGTON, MARSHA

Grand Total of All Death Benefits

BENEFICIARY

KATHLEEN BANGS37,949.57
 DARYL M. BROWN28,082.77
 JOHN H CLARK52,568.65
 MARGARET M CLARK52,568.62

 JAZMIN ESTHER WILLIAMS8,870.62

 ANGELO GARGANO27,395.04
 MARIA GARGANO27,395.00
 VALERIE JOHNSON4,678.91
 FREDERICK JOHNSON4,678.87
 KEVIN JOHNSON4,678.97

 CORY MCPHERSON JONES63,901.25
 MAE E. KING18,211.09
 BENJAMIN ALEXANDER SALZER14,238.99
 WILLIAM L SEIFERT11,899.42
 ANDREW A. WALKER11,201.81

 VALERIE A WASHINGTON56,727.55
 KELLY A WASHINGTON56,727.53

481,774.66

1,290,452.05

Refunds

The Committee on Claims and Service Credits reported that documents pertaining to claims for refunds, listed herewith, were examined and verified, and recommended approval thereof. In support of these claims, the committee reported that (1) the refunds on separation from service are for persons no longer employed as members of the teaching force... (2) refunds of contributions for survivors' pensions are for members with no eligible survivors at the time of retirement... (3) refunds of excess contributions are for deductions outside of the statutory requirements... (4) refunds of overpayments towards the 2.2 upgrade option and... (5) refunds of creditable service withdrawn are for previously validated optional service.

Refunds 11/01/07 thru 01/31/08

2.2 EXCESS CONTRIBUTIONS

ANTWI-BARFI, SHIRLEY5,802.28
 HAWKINS, SHIRLEY D3,234.24

LEVIN, MARILYN5,665.54
Total 2.2 Excess Contributions **14,702.06**

CONTRACT OVERPAYMENT

ACEVEDO, LOUIS RAUL11,942.15
 AGATE, MARY LYNN12,396.46
 ALESIA, CAROL MARIE12,381.13
 ALLMAN, BRUCE MARTIN13,423.07
 ALVEY, E. PAUL6,601.73

 ARAGON, HENRIETTA12,402.88
 ARGYRAKIS, CAROLYN JEAN8,804.71
 ASHMANN, SUSAN5,315.98
 ATANUS, BONITA ELAINE12,170.84
 AXELROD, SUSAN ELLEN12,240.82

AZCOITIA, CARLOS MANUEL21,175.45
 BAILEY, PATRICIA ANN8,055.71
 BAINES, MARGO S15,933.38
 BALDWIN, JUDITH ANN11,175.28
 BARRY, CATHERINE M12,451.01

 BARRY, DENISE1,450.99
 BARTOSIAK, GAIL ANN5,363.95
 BARTOSZEK, ANGIE ANIELA14,063.86
 BATURA, ELENA I11,171.41
 BELL, DIANE LYNN11,659.94

| | | | |
|----------------------------|-----------|-----------------------------|-----------|
| BERG, PAUL ARTHUR | 7,281.32 | CZAJA, FRANK WILLIAM | 11,407.69 |
| BERNACCHI, FRED J | 292.36 | DALTON, DAVID ALLAN | 12,162.92 |
| BEROW, RHONDA ELLEN | 10,047.74 | DAVIS, RHONDA EILEEN | 14,311.56 |
| BIESEK, ROBERT | 12,124.32 | DEDES, CHRISOULA | 13,907.90 |
| BLACKBURN, ORYSIA ANN | 32.81 | DELCORIO, ROBERT C | 11,653.19 |
| BLANKS-MHOON, RITA | 12,401.35 | DESAI, JYOTIBEN YOGENDRA | 12,446.22 |
| BOETTCHER, DREW ROY | 11,668.78 | DESMOND, MARY | 8,266.07 |
| BOYD, PAMELA ANTIONETTA | 2,016.03 | DESPOTES, LEANN M | 8,105.93 |
| BRUD-WESSELHOFF, JUDITH | 11,716.96 | DEUTSCHMAN, MARGARET L | 14,782.87 |
| BUCZYNA, LINDA ANN | 14,314.79 | DEVITA, MARGARET LYNN | 7,645.88 |
| BUFORD-GAGE, JACQUELINE | 15,234.52 | DITTEMORE, GEORGE FREDERICK | 6,846.46 |
| BURKS, ETHEL MAE | 8,816.90 | DOMBROWSKI, MARY KAY | 859.59 |
| BYRNE, KATHLEEN CLARE | 12,668.94 | DOUKAS, MARLENE HELEN | 9,894.41 |
| CADAVID, VICTORIA | 18,732.62 | DOYLE WARD, SHARON | 11,908.72 |
| CALLOWAY, SHIRLEY A | 11,175.24 | DRELIOS, GEORGE A | 15,362.66 |
| CALTAGIRONE, MARGARET | 13,370.77 | DUDCZYK, MARY RUTH | 8,247.40 |
| CAMPORSE, GELINDO BRUNO | 11,203.28 | DZIEGINSKI, JOYCE ROBERTA | 10,170.32 |
| CANNELLA, JACQUELINE | 11,174.68 | EBELING, ROBERT CHARLES | 12,905.56 |
| CANTRELL, MARGARET LABA | 11,965.88 | EDLING, LOIS KAY | 13,240.98 |
| CARO, TONI ANTONIA TARUN | 12,687.58 | EDWARDS, VIRGINIA CLAUDINE | 927.26 |
| CARR, WILLIAM R | 1,021.22 | EGAN, DONNA STARK | 11,265.73 |
| CARTER, MICHAEL A | 7,383.94 | EHRlich, MARY DELLA | 12,702.07 |
| CARTER-HILL, NANCY | 17,585.18 | ELAKKATT, JOHN C | 288.50 |
| CASALETTO, JOAN EVELYN | 12,205.88 | ELIZONDO, ELIZABETH | 17,727.64 |
| CHAPLIN, DONNA JEAN | 11,507.89 | FAHEY, PATRICK B | 12,422.89 |
| CHESLER, PAUL LEE | 9,304.14 | FINN, THERESE ELIZABETH | 672.97 |
| CHIN, WAN TING | 12,990.66 | FLYNN, DEBORAH | 11,567.40 |
| CHINSKY, MARSHA YVETTE | 11,207.10 | FONSECA-POLANCO, LUZ MARIA | 39.48 |
| CHRUSCIEL, MILLICENT ANN | 12,454.36 | FORST, ROBERT JOSEPH | 7,916.61 |
| CLAM, CHARLES MICHAEL | 326.19 | FRIEDMAN, TOBI ELLEN | 12,448.36 |
| CLAM, CHARLES MICHAEL | 12,468.86 | FRISCIA, SUSAN D | 11,613.46 |
| CLAYTON, LOLITA | 13,995.03 | FUJII, JANET AKEMI | 12,457.95 |
| COATS, RUBY LEE | 18,133.10 | FULLRIEDE, MARGARET A | 11,941.11 |
| COHEN, JUDITH F | 8,874.64 | GARDNER, PATRICIA R | 12,458.95 |
| COHEN, ROSALYN | 11,175.24 | GARRETT, LILLIAN DORINE | 11,669.26 |
| COLE, CHRISTINE S | 14,715.58 | GAYNOR, MAUREEN CAROL | 12,172.86 |
| COLLINS, CAROLE ANN | 12,408.01 | GEORGIPOULOS, TOULA J | 9,659.99 |
| COLLINS, JUDY ANN | 11,198.18 | GIBBONS, GAYLE ROBIN | 14,947.49 |
| COLLINS, KATHLEEN MARIE | 12,438.45 | GLIEGE, GERARD ALFRED | 12,861.94 |
| CONDON, MICHAEL SCOTT | 10,667.07 | GLOVER, FRANK | 14,748.26 |
| CONDUS, MARIA | 11,994.22 | GOEBEL, JUDITH LYNN | 11,140.82 |
| CORCORAN, BARBARA BARKULIS | 11,203.28 | GOMEZ, JULIO HERNAN | 11,927.74 |
| CORNBLEET, AILEEN GAIL | 50.00 | GONZALEZ, SALVADOR | 19,773.25 |
| CRAWFORD, KATHRYN E | 11,641.31 | GORDON, FRANCES | 12,769.65 |
| CROWLEY, EILEEN FRANCES | 12,513.63 | GORDON, OLLIE BELL | 14,712.06 |
| CUATCHON, BARBARA ANN | 290.64 | GORE-MERRIWEATHER, PATRICIA | 8,851.48 |
| CUATCHON, BARBARA ANN | 11,224.94 | GOTHELF, NEAL | 8,906.42 |
| CUCULICH, ROSEANN MANELLA | 101.50 | GREENE, JUDITH C | 12,450.16 |
| CUNY, MARY ALICE | 12,061.05 | GRIFFIN, MARY C | 13,295.98 |
| CURRIERE, ANN CAROL | 8,576.84 | GROSSER, JUNEANN BUTALLA | 11,175.24 |

| | | | |
|-----------------------------|-----------|--------------------------------|-----------|
| GRZYB, VIVIAN SUSAN | 1,676.65 | KRUEGER, CAROL ANN | 8,256.22 |
| GUPTA, RAJ RANI | 12,345.76 | KUETZLO, DANEALLE MAUREEN | 11,681.47 |
| GUTMANN, GLORIA LYNN | 11,125.49 | KUKLA, SUSAN E | 9,584.60 |
| HAAS, HELEN BERNADETTE | 510.28 | KUSH, CATHY SUE | 10,519.05 |
| HALEY, HELENA F | 7,695.01 | LAWSON-MACK, MARY ANN | 9,278.56 |
| HAMPTON, GINA RENEE | 12,169.20 | LEBITSKY, JUDY ANN | 11,202.00 |
| HANNA, ROGER R | 11,185.91 | LEHOTAN, CARMEN MONICA | 15,055.36 |
| HARKINS, ALECIA | 12,581.99 | LELAND, MAUREEN ANN | 12,415.58 |
| HARRISON, CAROL J | 12,266.89 | LESSER, KATHRYN LOUISE | 656.38 |
| HAUPT, DONNA A | 478.36 | LEVINE, VERONICA ANNE | 7,878.68 |
| HAUSER, RONALD P | 11,185.21 | LEWANDOWSKI, SHARON LEE | 12,156.21 |
| HAYES, PATRICIA | 12,715.11 | LISNER, ARYLISS LEE | 14,626.36 |
| HEMPHILL, JACQUELINE | 3,578.53 | LIST, DEBRA ANN | 1,819.94 |
| HENSON MARSHALL, SYLVIA | 8,126.77 | LITTAU, CLARA MARIE | 12,471.01 |
| HERSAM, JAMES ANTHONY | 275.60 | LIVINGSTON, JAMES ALBERT | 15,681.38 |
| HERSAM, JAMES ANTHONY | 12,221.40 | LONG, MARGARET ANN | 8,711.43 |
| HIDES MORIELLO, BEVERLY ANN | 16,305.34 | LOPEZ, CAROL LEE | 68.25 |
| HILD, PAULA K | 12,424.13 | LUBLIN, DIANE ALICE | 11,171.13 |
| HILL, REGINALD | 13,263.60 | LUBOV, RUDY JOAN | 16,987.79 |
| HINES, BURCY IVRY | 14,469.13 | MADUZIA, MELODY HELEN | 1,526.93 |
| HIRSH, DARLENE HOPE | 1,265.73 | MAJESKE, CATHERINE MAE | 10,259.13 |
| HOGLIND, SHARON MARIE | 12,160.38 | MALVA, WALTER JAMES | 1,688.09 |
| HOKE, BONNIE LEE | 12,170.69 | MANIS, SPYRIDOULA | 11,175.14 |
| HOUSTON, MARY | 11,584.51 | MARAGH, MAE OMA | 11,594.47 |
| HUCHER, EDWARD | 95.80 | MARTIN, STEPHEN CHARLES | 9,301.30 |
| HUCHER, EDWARD | 11,187.98 | MARTINEZ, LESLYE ANN | 7,293.89 |
| HUDLIN, DEBORAH A | 603.04 | MARZINELLI, LAURA A | 11,175.72 |
| HUDSON, BETTY JEAN | 1,320.27 | MASLOV, SHARON LYNN | 11,690.55 |
| IGLINSKI, MARY KATHERINE | 12,432.07 | MASUR, DONNA | 10,109.69 |
| IZBICKY, JUDITH RAE | 8,588.91 | MAXIE, PATRICIA FAYE | 10,469.57 |
| JACKSON, VALERIE DIANE | 14,742.43 | MAY, ANNIE LEE | 8,985.34 |
| JAFFE, SHEILA JOY | 133.05 | MCCAFFRAY, MARGARET MARY | 11,679.90 |
| JANECEK, LINDA LOUISE | 1,443.43 | MCCANN BEAVERS, SANDRA MILDRED | 14,504.70 |
| JENSEN, SUSAN MARGARET | 11,745.50 | MCCARTHY, JO ANNE | 210.54 |
| JEZUIT, THOMAS PETER | 10,421.05 | MCGOVERN, JANE ELLEN | 11,203.28 |
| JOHNSON, DEBRA LYNN | 11,916.87 | MCHUGH, AGNES MARIE | 10,689.78 |
| JOHNSON, LOUISE MARIE | 1,842.92 | MCKAMEY, ERIC SOMERVILLE | 10,556.86 |
| JOHNSON, LUBA | 11,728.42 | MCKAY, JOHN JOSEPH | 614.76 |
| JOHNSON-COLLINS, HELEN | 6,641.84 | MCKAY, MARY IRWIN | 1,542.69 |
| JORDAK, WILLIAM LOUIS | 16,054.59 | MCMILLIAN, MARJORIE HAYNES | 10,607.49 |
| KAESS, MARY KATHLEEN | 10,120.25 | MELMAN, RONALD ALBERT | 12,210.58 |
| KAMENEAR, BERNARD S | 5,833.09 | MERIWEATHER-DAN, LINDA | 12,366.98 |
| KANDELMAN, ELAINE | 1,640.70 | MESTROVIC, CATHLEEN MARIA | 12,421.75 |
| KELLY, EILEEN MARY | 12,939.54 | MHOON, RICHARD WENDELL | 12,437.04 |
| KIEFER, CHRISTINE ANN | 54.01 | MILLER, EUGENE M | 11,169.14 |
| KINSEY, KATHY KARLIN | 12,218.65 | MILLER, ROBERT CARL | 15,617.63 |
| KNAPCIK, KEITH A | 10,964.13 | MITCHELL, BESSIE MAE | 81.57 |
| KOKAT, MARY LOU | 26.31 | MOLESKY, MILLIE | 631.61 |
| KOTIS, STEVE | 10,497.96 | MONTROSE, RUTH HELEN | 12,397.42 |
| KRIESMAN, SUSAN | 11,308.57 | MORIELLO, GARY MICHAEL | 16,084.29 |

| | | | |
|-------------------------------|-----------|-------------------------------|-----------|
| MORRIS, ALICE M | 14,624.03 | SIMPSON, MARY DIANE TOUSSAINT | 11,144.65 |
| MOY, ROSE | 11,203.28 | SLONIM, JOANNE WILMA | 13,191.70 |
| MOYA, ROBERTA A | 661.39 | SMITH, PATRICIA ANN | 11,650.34 |
| MOYA, ROBERTA A | 10,897.57 | SMITH, PATRICIA ANNE | 10,696.01 |
| NADDY, CANDACE THERESE | 11,147.20 | SMITH, PAULA ALETHA | 11,699.86 |
| NAJMAN, ILENE M | 12,160.10 | SMOLAK, SUSAN JEAN | 8,798.60 |
| NAZMAND, MARSHA ANDERSON | 12,199.69 | SOCOLOFF, MIRIAM ANNE | 12,046.35 |
| O'KEEFFE, KATHLEEN | 11,176.51 | SOLOMA, WILLIAM JOHN | 11,670.59 |
| OSTMAN, ELIZABETH ANN | 11,183.94 | SONTAG, JEAN A | 54.42 |
| OUSSENKO, ANGANETA | 9,967.71 | SROKA, JOANN THERESE | 11,693.45 |
| OZAG, LINDA KATHLEEN | 12,418.64 | STANFORD, BELINDA ANN | 12,832.15 |
| PAHLKE, BARBARA J | 9,247.90 | STARNICKY, DANIEL JAMES | 9,766.22 |
| PASNIK, SUSAN SOPHIA | 1,009.92 | STEELE, DEBORAH | 11,772.69 |
| POHREBHNY, BARBARA | 14,879.57 | STEPHENSON, HOLLY GRONN | 13,243.96 |
| POLLS, JILL LAWRENCE | 12,171.47 | STEWART, IDA C | 13,030.78 |
| POMP, JANICE SUE | 11,170.62 | STEWART, PATRICIA ANN | 11,134.45 |
| POWELL, PATRICIA A | 11,670.43 | SULLIVAN, BRIAN REAGAN | 8,196.96 |
| PROSANSKY, JEFFREY | 12,205.20 | SUSS, JEANINE MARIE | 11,686.56 |
| PRUITT, CAROLYN | 11,176.51 | SWANSON, MARCIA KAY | 11,107.69 |
| PRYOR, ALLEYNE PATSY | 24.60 | SWISHER, MELVIN LLOYD | 291.90 |
| PRYOR, ALLEYNE PATSY | 12,718.01 | TARBUNAS, DONNA MARIE | 10,701.91 |
| QUAID, CHRISTINE ANNETTE | 13,522.95 | TAYLOR, BARBARA E | 12,230.97 |
| QUINLAN, ELISH | 12,490.49 | TEJEDA, MARIA NORA | 9,389.45 |
| QUINN, MARILYN JULIA | 12,785.33 | THOMAS, GERALDINE | 11,177.79 |
| QUINN, ROBIN THERESE | 389.70 | THOMAS, LUCY | 7,478.03 |
| RADECKI, DALIA | 180.04 | THOMPSON, KAREN B | 11,212.68 |
| RADECKI, DALIA | 11,697.20 | TINICH, ANDREW JOSEPH | 18,611.52 |
| RAJKOWSKI, LYNNE C | 10,702.92 | TODARO, PAMELA JEAN | 11,193.08 |
| RANGEL, TENNESSEE JUAREZ | 12,171.47 | TOOMEY, CATHERINE IRENE | 13,148.51 |
| REINKE, RONALD ALBERT | 13,103.41 | TORREANO, PATRICIA MARIE | 12,450.46 |
| RILEY, DONNA | 8,674.28 | TRAFICANTE-MEAN, CAROLYN | 12,290.72 |
| RIZIK, GERALDINE MARIE | 16,813.74 | TRAVIS, LARRY | 11,908.68 |
| ROBINSON, JANE CAROLYN | 2,302.81 | TRILLING, CHERYL | 15.65 |
| ROTH, LORRAINE KIM | 11,209.41 | TURNER, CAROL ANN | 12,406.90 |
| RUBIC, CYNTHIA EMILY | 12,904.80 | TURNER, CYNTHIA SPRING | 11,171.41 |
| RUIZ, NANCY J | 11,964.08 | VACCARO, CARL | 13,316.25 |
| RUSNAK, JOHN ANDREW | 11,622.64 | VANKO, THOMAS JOHN | 12,926.47 |
| SAVAS, MAUREEN THERESE | 15,331.48 | VAUGHN, CORLISS RICHMOND | 12,010.96 |
| SCHARDT, BARBARA ROSE | 8,777.94 | VELAZQUEZ, MIGUEL ANGEL | 1,167.54 |
| SCHARDT, DONALD FRANK | 10,257.85 | VILA, ALICE BERNICE | 18,624.25 |
| SCHECTER, SHERYL LYNNE | 11,698.79 | WADINGTON, SANDRA GAIL | 11,677.93 |
| SCHILLER, NORMA CELIA | 16,135.77 | WAGNER, ELIZABETH MARIE | 12,408.01 |
| SCHWARTZ, SUSAN LEVI | 12,450.88 | WAGNER, JAMES CHARLES | 11,177.79 |
| SCHWARTZWALD, ROCHELLE ANN | 11,973.62 | WATKINS, JULIA E | 11,117.09 |
| SEMENEK, GEORGE ROBERT | 12,170.08 | WAYNE, JILL | 12,473.10 |
| SEXTON, MARGARET MARY | 14.02 | WEAVER, ELIZABETH J | 10,496.70 |
| SHEPHERD, JEAN FRANCES | 9,599.34 | WEISSEG, JANET ANN | 695.80 |
| SILVA, BARBARA JEAN | 10,143.04 | WEISSEG, JANET ANN | 11,435.24 |
| SIMON, STANTON SAMUEL | 12,401.87 | WERNER, FRANK | 13,885.29 |
| SIMPSON, MARY DIANE TOUSSAINT | 410.19 | WILLIAMS, LINDA RUTH | 8,416.03 |

| | |
|------------------------------|-----------|
| WILLIAMS, PATRICIA CLOTHILDE | 137.66 |
| WILLIAMS, PATRICIA CLOTHILDE | 14,281.25 |
| WILSON, WILLIAM THOMAS | 14,833.73 |
| WISE, RAYMOND W | 59.39 |
| WOJCIK, PAMELA MARY | 12,121.54 |

| | |
|--------------------|-----------|
| WOODS, GARNETT | 11,206.69 |
| YOUNG, CAROLYN FAY | 9,789.47 |
| YOUNG, ELLICE S | 106.59 |
| YU, LINA SU | 12,700.56 |
| ZAK, SUSAN MARIE | 11,176.51 |

| | |
|----------------------|-----------|
| ZALE, JOSEPH STANLEY | 11,668.78 |
|----------------------|-----------|

Total Contract OverPayment 3,304,089.48

CONTRACT REFUNDS

| | |
|------------------------|----------|
| BOOR, MAUREEN MARGARET | 3,023.49 |
| BROOKS, LEATHA A | 264.79 |
| BYRNE, KATHLEEN CLARE | 6,041.86 |
| DIXON, PHYLLIS | 6,543.40 |
| GARDNER, EILEEN RENEE | 1,218.45 |

| | |
|---------------------------|----------|
| KUELTZO, DANEALLE MAUREEN | 575.95 |
| LINDBERG, DALE ANN | 1,505.45 |
| MOORE, KATHLEEN CAREY | 2,374.99 |
| ROBINSON, JOHN RUSSELL | 2,625.28 |
| ROSS, RITA ANNE | 480.92 |

| | |
|-----------------------|----------|
| GILLIAM, ALMA J | 893.58 |
| GLIEGE, GERARD ALFRED | 592.17 |
| HALEY, HELENA F | 3,984.28 |
| HARVEY, MAURICE | 7,295.63 |
| HAYES, PATRICIA | 2,510.95 |

| | |
|------------------------|-----------|
| SACHS-NYGARD, JEAN | 1,077.98 |
| SCHARDT, BARBARA ROSE | 2,135.03 |
| SCHARDT, DONALD FRANK | 2,343.91 |
| SEMENEK, GEORGE ROBERT | 12,474.99 |
| TEJEDA, MARIA NORA | 14,139.27 |

Total Contract Refund 83,536.97

| | |
|------------------------|-----------|
| HILL, MAMIE M | 854.49 |
| JOHNSON, KATHLYN C | 10,047.05 |
| KELLER, BARBARA DIANNE | 533.06 |

EXCESS CONTRIBUTIONS

| | |
|---------------------|----------|
| AUSTIN, SARAH L | 41.74 |
| BONI, DANIEL P | 516.75 |
| ECTOR, MARY V | 101.20 |
| ENNESSER, RAYMOND W | 35.62 |
| FARBER, LINDA BASS | 1,761.02 |

| | |
|------------------------|----------|
| HUMPHRIES, DELORES | 24.68 |
| MADURA, SUSAN L | 15.11 |
| MCLAUGHLIN, KATHLEEN F | 2,638.17 |
| MORRISON, PEGGI ANN | 452.90 |
| PAVEGLIO, MARK ROBERT | 61.94 |
| POHREBHNY, BARBARA | 18.64 |

| | |
|-----------------------|--------|
| FLEMING, DOROTHY JEAN | 7.11 |
| HALEY, HELENA F | 570.68 |
| HILL, MAMIE M | 456.60 |
| HIRSH, DARLENE HOPE | 81.90 |

| | |
|--------------------------|--------|
| QUAID, CHRISTINE ANNETTE | 498.62 |
| WALKER, DORETHA TAYLOR | 352.83 |

Total Excess Contrib. 7,635.51

OTHER

| | |
|---------------------------|-----------|
| AJON, BIANCA LORZANO | 31,917.84 |
| ALDANA, SANDY | 10,080.47 |
| ALEXANDER, JENNIFER | 27,018.53 |
| AMIDZICH, SUZANNE N | 14,746.09 |
| ANDERSON, AFRICA CHARMEKA | 4,116.05 |

| | |
|--------------------------|-----------|
| BREWER, ANNETTA | 22,597.30 |
| CARTEN, BARBARA | 19,350.08 |
| CASTANEDA, ALEX | 22,455.95 |
| COLEMAN, EDWARD L | 9,941.56 |
| COLLINS-WATTS, CAROL ANN | 2,019.38 |

| | |
|-------------------------|-----------|
| BAILEY, SUSAN RENEE | 7,516.63 |
| BAILEY, SUSAN RENEE | 21,000.00 |
| BAUER, ANNA V | 336.60 |
| BAUZYS, SHARON M | 16,652.19 |
| BELLGOWAN, AMANDA MARIE | 3,621.08 |

| | |
|---------------------|-----------|
| CROSS, KRystal L | 5,345.91 |
| DOUGLAS, ELECE | 54,659.38 |
| ECHOLS, MILDRED | 2,490.69 |
| EVANS, DEBRA | 26,902.67 |
| FITZGERALD, LAURA D | 13,746.95 |

| | |
|-----------------------|-----------|
| BILLMAYER, SHERI L | 13,185.87 |
| BISHOP, CURTIS D | 18,848.68 |
| BIVONA, THOMAS SCOTT | 46,312.11 |
| BRADSHAW, EMMA JEANNE | 2,724.60 |
| BRANCH, JOSEPH W | 2,576.26 |

| | |
|---------------------|-----------|
| FORD, SHANNON Y | 14,597.70 |
| FOWLER, MALIKA R | 2,738.89 |
| FRAZIN, JAMES LEWIS | 2,015.13 |
| GASCA, ROBERTA P | 7,352.99 |
| GATCHELL, TERRY E | 8,633.21 |

| | |
|----------------------------|-----------|
| GLADNEY, BENITA LASHAWN | 16,311.48 |
| GORDON, DEDRICK LOUIS | 15,614.73 |
| HALL, LYNETTE | 2,149.50 |
| HANNON, YOUSEF NAZMI | 27,541.55 |
| HART, LEON D | 2,530.94 |
| | |
| HENNELLY, KAREN | 5,597.95 |
| HOFFMAN, STEPHEN L | 15,908.58 |
| HOLMAN, SHANNAN R | 10,342.82 |
| HOPKINS, ERIK DEWUAN | 26,685.87 |
| HUGHES, MONTROSE RICHARD | 6,605.84 |
| | |
| HUNT, KATHLEEN M | 20,754.09 |
| JARIS, MEGHAN T | 9,634.73 |
| JENKINS, GWENETT R | 20,316.15 |
| KEY, RAMON WILLIAM | 59,757.72 |
| KUNKEL, CATHERINE N | 16,694.08 |
| | |
| LACY, EILEEN | 24,495.00 |
| LAKE, CLARICEA ELIZABETH | 28,075.55 |
| LAKE, CLARICEA ELIZABETH | 27,150.00 |
| LAM, RICHARD | 6,358.94 |
| LANDSDOWN, KENNETH M | 3,929.50 |
| | |
| LAWRENCE, DEBRA LYNN | 6,912.07 |
| LAWRENCE, DEBRA LYNN | 80,295.24 |
| LERNER, MATTHEW S | 7,806.73 |
| LILE, MICHAEL B | 5,962.59 |
| LUCERO, JORGE R | 24,494.99 |
| LYMAN, JOHN RICHARD | 26,020.27 |
| MALONE, MATTHEW LAWRENCE | 20,629.72 |
| MAYER, FRANK J | 7,442.98 |
| MCCARTHY, KATHLEEN M | 7,271.79 |
| MCNULTY, JILLIAN A | 5,978.37 |
| | |
| MIKLUSAK, KIMBERLY ANN | 18,492.67 |
| MIKLUSAK, NICHOLAS ANTHONY | 39,741.11 |
| MUNOZ, LUZ MILEDYS | 10,471.05 |
| MURPHY, WILLIAM GERARD | 10,174.20 |
| NEAL, LAMONE K | 14,242.95 |

REFUND

| | |
|-------------------------|-----------|
| AJALA, ABASHE ADEKUNLE | 24,826.73 |
| AKERMAN, TRACY E | 5,053.86 |
| ALFORD, BETTYE J | 916.84 |
| AMRA, SUZANNE | 8,877.87 |
| ANDERSON, JACQUELINE | 15,824.69 |
| | |
| ARACHE, BONIFACE C | 3,163.33 |
| ARIAS-ROLDAN, TERESA | 1,331.16 |
| AUER, JOYCE J | 13,007.66 |
| AUGUSTAVE, JACQUELINE A | 3,346.64 |
| BAILEY, JAMES E | 10,942.37 |
| | |
| BALANON, CHRISTINE E | 27,016.96 |
| BALDRIDGE, REBECCA | 4,269.60 |
| BARNES, LARRY KEITH | 37,569.11 |
| BAYLIS, CORNELIUS | 8,913.43 |
| BEEMAN, KAREN A | 947.61 |

| | |
|--------------------------|-----------|
| NEYER, JESSICA E | 9,578.09 |
| NOBLE, KRISTAL J | 17,461.39 |
| OTERO RUIZ, ANXO | 10,346.48 |
| PARK, ANNE | 8,231.83 |
| PETERSON, DELMAR D | 9,621.66 |
| | |
| PRESBERRY, PATRICIA L | 10,979.97 |
| PUHL, JAMES M | 5,632.00 |
| REILEY, SCOTT | 17,621.22 |
| RESCH, AMANDA CATHERINE | 22,509.91 |
| SANDOVAL, FRANCISCO JOSE | 11,088.00 |
| | |
| SCHARDT, DONALD FRANK | 515.66 |
| SCHNEIDER, SONYA S | 11,616.07 |
| SIMS, IVY ELIZABETH | 1,838.07 |
| SIMS, NIQUEKA SARA | 1,757.46 |
| SKONICKI, JULIA | 6,111.54 |
| | |
| SMITH, REBECCA J | 8,955.64 |
| STRIETER, LINDSEY | 5,745.08 |
| TALIA, CAROL | 3,251.82 |
| TASCH, MARY C | 9,371.98 |
| THOMPSON, DEBRA LEE | 59,540.12 |
| | |
| THORNTON, CAMERON ANDRE | 15,973.28 |
| TREJO, ALEJANDRO | 22,127.26 |
| VALERIO, GUADALUPE | 9,913.40 |
| VIGNETTES, ALICIA | 6,659.40 |
| VOBORIL, EVAN | 8,786.98 |
| | |
| WALTON, LAVINA JOAN | 8,890.03 |
| WARREN, SLOAN | 8,737.69 |
| WHEATON, MAURISSA JOANN | 35,568.52 |
| WINDHAM, GLORIA JEAN | 49,343.48 |
| WONDERGEM, JOHN GENTRY | 1,818.18 |
| | |
| WRIGHT, SHEFFIEA | 10,203.98 |

Total Other **1,477,688.73**

| | |
|---------------------|-----------|
| BEEMAN, KAREN A | 3,140.50 |
| BILY, CHRISTOPHER E | 32,108.38 |
| BLOZIS, ROBERT A | 344.01 |
| BOHANEK, ROBERT G | 15,009.92 |
| BOYLE, TANYA R | 6,341.44 |
| | |
| BROGAN, THOMAS J | 15,848.73 |
| BROOKS III, ERNEST | 632.75 |
| BRUCE, MICHAEL | 13,552.70 |
| BRYDIE, JONELLE F | 6,062.82 |
| BURGAN, WYLIE G | 432.52 |
| | |
| BUSSEY, CELISHIA M | 8,554.84 |
| BYRNE, MARK V | 659.05 |
| CAFFREY, SHIRLEY A | 105.05 |
| CARRASCAL, JORGE F | 20,238.74 |
| CARTER, SHEILA A | 1,863.78 |

| | | | |
|---------------------------|-----------|-----------------------------|-----------|
| CASTRO, MICHELLE E | 11,607.39 | HITTLE, AMANDA M | 6,830.70 |
| CEDERGREN, ERIC N | 2,079.06 | HODGES, ERICA B | 17,864.93 |
| CEDERGREN, ERIC N | 11,930.85 | HOFF, JONATHAN D | 1,596.32 |
| CERVANTES ESQUIVEL, LYDIA | 3,663.49 | HOLLAND, JAMES H | 273.68 |
| CHATURVEDI, MADHAVI | 2,617.06 | HULL, MARK | 3,746.51 |
| CHWAL, ANN M | 23,624.60 | HULL, SAKINA T | 2,674.19 |
| CLEMONS, WILLA J | 1,410.12 | ISAACSON, ALLISON PAULINE | 6,716.71 |
| COLUCCI, LISA L | 1,616.47 | JACK, CAROL A | 12,569.11 |
| CONDREN, STEPHEN F | 16,580.51 | JAMES, MARTEZ R | 3,580.47 |
| CONNERY, JOHN J | 160.00 | JAMISON, JOYCE LYNETTE | 31,019.51 |
| COX, DINA | 15,725.14 | JENSEN, CHRISTINE EVE | 16,614.71 |
| COX, MONIQUE | 3,319.09 | JOHNSON, ADRIENNE M | 11,411.07 |
| CRISTOL, HEATHER D | 901.91 | JOHNSON, DEBRA L | 16,638.22 |
| CRISTOL, HEATHER D | 6,312.04 | JOHNSON, GWENDOLYN E | 1,380.46 |
| CWIKLIK, SANDRA | 710.64 | JOHNSON, KENDRA | 14,114.84 |
| DAO, JACQUELINE THAO | 18,426.70 | JOHNSON, STEFANIE KATHARINE | 24,132.07 |
| DAVIDSON, WESLEY A | 21,941.84 | JONES, RICKEY A | 1,712.16 |
| DAVIS-ROSE, SANDRA M | 5,587.09 | JORDAN, HELENA R | 742.61 |
| DIALLO, SALIOU D | 799.80 | JORDAN, TARA V | 236.99 |
| DITTER, ROBERT B | 866.97 | JUDAY BASU, ERIKA | 3,496.68 |
| DORN, MICHAEL B | 52.09 | KENNEDY, JULIE A | 4,572.81 |
| DRAUS, MARLENE V | 2,059.22 | KETCHUM, REBECCA B | 6,317.64 |
| EDINGER O'DAY, REBECCA A | 6,681.17 | KLECKNER, GREGORY J | 12,705.94 |
| EDWARDS, CELESTENE | 13,824.74 | KUHR, RAMONA JADE | 15,343.50 |
| EVANS, ALAN EARL | 15,141.59 | KUSTUSCH, ROBERT | 7,466.80 |
| EVERS, DAWN M | 5,480.35 | LACY, ELSTON LEMOND | 13,098.95 |
| FEME, BABA | 5,271.73 | LANGSTON, IRMA Z | 460.43 |
| FINEGAN, PATRICIA T | 51,694.14 | LARREW, JANET M | 2,609.44 |
| FLAHERTY, PETE J | 2,853.15 | LEE, KAYLA H | 23,911.50 |
| FOLEY-WILKES, MONICA RENE | 19,718.05 | LEE, SUSAN | 14,160.94 |
| FORBES, GLENDA YVETTE | 28,353.80 | LITTLE, LAKITA D | 22,431.07 |
| FRENCL, PAMELA G | 33,842.38 | LLOYD, DANIEL O | 5,908.29 |
| FRIEDMAN, CHARLIE M | 6,679.37 | LOPEZ, JUAN C | 518.48 |
| GELBMAN, AMY BETH | 21,393.42 | LUTTSCHYN, ERICA J | 3,496.68 |
| GOLDBERG, JOSHUA S | 3,814.12 | LYNCH, JENNIFER CRAWFORD | 5,552.62 |
| GONZALEZ, JUDY MARIE | 12,861.73 | LYNCH, KATHLEEN L | 21,785.67 |
| GORSKI, ANTHONY J | 13,077.78 | LYNCH, ROBIN | 19,739.23 |
| GRANT, RICKY WAYNE | 22,358.00 | LYNN, SARAH K | 10,823.35 |
| GRAYSON, CARY H | 10,030.91 | LYONS, MOLLY E | 1,774.42 |
| GREEN, TARNISHA S | 3,595.13 | MADDEN, PATRICK J | 7,800.22 |
| GUNDERSON, KARL BYRON | 6,745.63 | MARKOWITZ, KATIE R | 1,225.60 |
| HALL, MARQUITA D | 3,041.76 | MASSA, JUSTIN G | 2,125.20 |
| HALL, SHEKETTA | 4,736.30 | MCCLIMON, COLEEN | 15,139.38 |
| HALPERN, EILEEN C | 1,437.18 | MCCLURE, KATHY | 1,360.21 |
| HALPERN, MORRIS D | 681.11 | MCGUIRE, OSCAR M | 33,955.69 |
| HARNEY, JAMES T | 7,507.69 | MCINTYRE, JOANN T | 3,009.99 |
| HARRIS, KEVIN JACOB | 24,310.86 | MCLAUGHLIN, KENNETH L | 31,985.91 |
| HERNANDO-GONZALEZ, MIRIAM | 11,526.32 | MCNEAL, JONATHAN ROSS | 16,764.64 |
| HILL, ROBIN D | 1,674.46 | MCVEY, STEPHANIE R | 19,285.15 |
| HILLIARD, AIMEE M | 412.24 | MESHO, MARLENE | 25,080.72 |

| | | | |
|------------------------------|-----------|------------------------------|-----------|
| METZGER, JUDITH V | 1,278.25 | SERGEANT, DAVID J | 2,387.52 |
| MILLER, JOLENE M | 15,534.49 | SERRANO, MARYA IRIMA | 18,367.76 |
| MOELLER, GAYLE L | 584.50 | SHIELDS, JENNIFER L | 6,463.74 |
| MONACHINO, PEGGY A | 3,900.16 | SHIELS, STEVEN M | 21,111.35 |
| MONTANO, ELBIA E | 17,444.68 | SHIFRIN, KIRA MICHELLE | 19,909.61 |
| MOORE, DEBRA ANN | 4,723.01 | SHOKUNBI, FALILAT O | 6,974.89 |
| MOORE, DEBRA ANN | 50,000.00 | SIGAL, CINDI | 6,468.09 |
| MORROW, VANESSA P | 6,613.65 | SILLS, DIANA L | 3,763.89 |
| MORROW SOTO, JULIE A | 5,367.16 | SIMMS, VERLENA | 2,146.21 |
| MOYA, SERGIO | 3,224.14 | SIMS, KIMBERLY R | 930.54 |
| MOYLAN, ROBERT A | 126.22 | SMITH, JACK | 288.60 |
| MOYLAN, ROBERT A | 2,027.15 | STANEK, MARY E | 7,979.99 |
| MUHAMMAD, SAADIQA K | 3,247.84 | STANLEY, ERIN M | 3,446.55 |
| NAFFZIGER, MICHAEL | 9,110.36 | STROUD, ODIS GERALD | 4,542.51 |
| NERVICK, NANCY LYNNE L | 37,444.06 | TANNER, ALAN J | 608.48 |
| NOE, ROGER T | 499.71 | TAVES, SCOTT JACOB | 15,138.90 |
| O'DONNELL, TIMOTHY C | 11,116.20 | TAYLOR-HARRINGTON, JANTEZ | 2,501.94 |
| OGRODOWSKI, MARY M | 1,520.26 | TEMOCZUK, LUCRECIA M | 18,630.90 |
| ONUSELOGU, FESTUS O | 718.30 | TOOMEY, PHILOMENA | 728.19 |
| OTOYA, BETSY | 1,700.66 | TOVAR, ANDRES | 5,480.54 |
| PACH, RICHARD F | 3,465.52 | TOWNS, SYLVIA | 338.18 |
| PADGETT, BRENDA L | 682.12 | TREVINO HINOTE, GABRIELA | 18,556.67 |
| PARTEE, VALERIE N | 3,476.99 | TURNER JR, DONALD | 5,174.29 |
| PATIOPOULOS, KONSTANTINOS | 12,748.05 | UNDERWOOD, PATRICIA A | 15,778.68 |
| PERKINS, COUNTISS D | 3,880.12 | VAIDYANATHAN, APARNA | 8,118.00 |
| PERRY, VINCENT E | 14,897.18 | VALDES-MCKNIGHT, ANNMARIE | 9,413.84 |
| PISZEK, PHILIP JOSEPH | 8,974.91 | VARGAS, YOLANDA M J | 45,304.83 |
| PLASKETT, NANCY LYNN | 9,239.33 | VEAL, JEFFERY W | 1,743.80 |
| POLLARD, DANIELLE D | 2,429.02 | VOGEL CARSON, MARLA O | 2,123.14 |
| PRESSWOOD, MARKETUS D | 815.38 | WALKER, DEMOND L | 2,456.17 |
| PRIEMER, GUDRUN H | 10,367.34 | WALKER, PATSY | 3,056.79 |
| PROKOP PECORA, ELFRIEDA M | 535.35 | WALTON, TYESA RENEE | 38,877.92 |
| PRYOR, VEEDA D | 1,765.19 | WARDELL, TIFFANNI ALINA | 6,011.74 |
| QUALLS, JAMES D | 2,753.45 | WASHINGTON, LAWRENCE CHARLES | 29,069.95 |
| QUEZADA, JOSE BARUCH | 20,506.34 | WASZCZUK-FALCON, DAMARIS L | 17,913.72 |
| RILEY, JANICE | 657.24 | WATSON, TINA LYVATTE | 7,658.04 |
| ROETTGER FASHIAN, JENNIFER S | 3,144.33 | WATSON, TINA LYVATTE | 4,000.00 |
| ROMOLINO, KIMBERLY A | 3,347.75 | WEINER GREENE, KIMBERLY A | 2,047.80 |
| ROSENJE, OLUWABUK W | 2,637.07 | WHITE, ARIS | 2,220.21 |
| ROSS, EDUARDO | 458.89 | WHITMAN, HELENE D | 212.62 |
| RYDER, JANE A | 1,101.25 | WILKE THOMPSON, PAMELA C | 817.61 |
| SANDERS, NICOLE AMANDA | 2,130.75 | WILLIAMS, CHRISTINA M | 13,431.35 |
| SCHMID, KAVITA B | 1,363.32 | WILLIAMS, MICHAEL A | 5,013.94 |
| SCHMIDT, JEROD A | 9,284.63 | WILLIAMS, YUSEF J | 2,316.99 |
| SCHMIDT, KAREN ELIZABETH | 6,777.58 | WIPERT, JESSICA A. | 6,924.43 |
| SCHOENFELD, DAVID MICHAEL | 15,687.48 | WISSEKERKE, AMY E | 11,549.30 |
| SCHONFELD, JONATHAN | 3,315.40 | WOOD, LEAH | 495.00 |
| SCHULTZ, EDWARD H | 32,996.53 | ZIMA, PAUL E | 3,117.11 |
| SEATON, TAMELA L | 3,915.50 | ZISSIS, KATHRYN J | 2,005.28 |
| SEEMANN, DUSTIN M | 7,523.13 | ZUCKERMAN, BARRY C | 3,322.70 |

Total Refund**2,093,400.93**

SURVIVOR CONTRIBUTIONS

| | | | |
|------------------------------|-----------|---------------------------|-----------|
| ABDULLAH, TASLEEM R | 1,370.61 | BINGHAM, ELMA LEE | 14,330.99 |
| ABRAMS, ADAIR QUINCY | 10,490.20 | BISHOP, GRACE | 14,174.01 |
| ADAMEK, JOSEPH MICHAEL | 14,536.79 | BLANTON, RHONDA PRICE | 15,844.62 |
| AFABLE, LOURDES B | 18,317.96 | BLUMENTHAL, JUDY F | 8,632.55 |
| AGUILAR, SANDRA M | 12,693.67 | BLUMENTHAL, JUDY F | 5,223.92 |
| AHERN, JANET ANN | 13,390.30 | BOGAN, VAY LENA | 3,845.30 |
| AKRIDGE, JOYCE J | 12,006.07 | BOGAN, VAY LENA | 4,868.21 |
| ALESIA, CAROL MARIE | 8,444.67 | BOGGAN, BONITA | 10,341.98 |
| ALESIA, CAROL MARIE | 5,355.38 | BOGGAN, BONITA | 1,433.87 |
| ALLEN, FRANA LINA | 12,977.03 | BOHRER, RUTH ELLEN | 4,854.85 |
| ALVEY, E.PAUL | 15,262.04 | BOHRER, RUTH ELLEN | 7,440.79 |
| AMEER, JANE | 9,708.07 | BOOTH, FRANCES LOUISE | 13,816.21 |
| ANDERSON, JACQUELINE DELORES | 18,370.93 | BORDELON, JOYCE | 4,690.53 |
| ANDERSON-BOYD, ELAINE | 9,489.26 | BORDELON, JOYCE | 5,036.64 |
| ANDINO, JENNY | 12,864.40 | BORUN, PATRICIA ANN | 10,154.98 |
| ARAGON, HENRIETTA | 8,073.53 | BOUILLERCE, IVY LEE | 15,477.18 |
| ARAGON, HENRIETTA | 5,510.86 | BOULT, LOREEN MARIE | 12,517.25 |
| ARGYRAKIS, CAROLYN JEAN | 12,406.37 | BOWDEN, ARNETTA | 11,851.32 |
| ARTIS, MATTIE LEE | 6,898.26 | BRAKES, JUDITH M | 4,545.72 |
| ATKINS, AGNES OPHELIA | 15,182.62 | BRAKES, JUDITH M | 5,324.01 |
| AUSTIN, ELLA R | 8,811.42 | BRAMLETTE, JEAN ELIZABETH | 12,442.40 |
| AUSTIN, ELLA R | 6,096.64 | BRAZLEY CAIN, GERALDINE | 12,352.28 |
| AUSTIN, SARAH L | 5,598.75 | BREWER, JACQUELINE ANN | 12,684.62 |
| AXELROD, SUSAN ELLEN | 13,644.56 | BRIDGERS, RUTH ELIZABETH | 7,800.37 |
| BACA, DOROTHY ANN | 9,631.13 | BRIDGERS, RUTH ELIZABETH | 5,373.89 |
| BACON, ANNETTE MARIE | 5,352.22 | BRIGHT, ANITTA | 5,832.26 |
| BAILEY, DIANA | 15,592.12 | BRIGHT, ANITTA | 911.46 |
| BAILEY, GERALD H | 13,100.70 | BRIGHT, ANITTA | 8,799.30 |
| BAINES, MARGO S | 12,149.68 | BRIGHT, MARILYNN CYNTHIA | 10,259.28 |
| BAKOS, DEBORAH E | 8,977.00 | BRITT, MARY HELEN | 12,435.49 |
| BAKOS, DEBORAH E | 4,073.69 | BROWN, EDWIN JOSEPH | 15,943.55 |
| BANCES, MIGDALIA | 5,397.82 | BROWN, GAYLE H | 8,850.53 |
| BANCES, MIGDALIA | 4,799.20 | BROWN, GAYLE H | 5,050.47 |
| BARBER, CAROLYN JEAN | 6,040.33 | BROWN, JESSIE MAE | 12,480.83 |
| BARBER, CAROLYN JEAN | 8,925.08 | BROWN, LAVERNE | 12,405.99 |
| BARTOSZEK, ANGIE ANIELA | 13,572.67 | BROWN, VELMA B | 16,343.31 |
| BASKIN, CAROLL A | 11,444.82 | BROWN-IGLESKI, BONITA C | 2,185.53 |
| BATES, JUNE MARILYN | 10,451.72 | BROWN-IGLESKI, BONITA C | 551.17 |
| BATURA, ELENA I | 12,603.82 | BRUCE, CORINE | 1,000.00 |
| BEAN, PAMELA JUNE | 13,430.46 | BRUCE, CORINE | 8,844.70 |
| BECKMAN, ANNIE ANTONY | 9,009.77 | BRUMFIELD, HATTIE M | 13,807.50 |
| BELL, VERA RAY | 13,005.19 | BUKOWSKI, RICHARD STANLEY | 10,725.74 |
| BELT, PATRICIA YVONNE | 2,647.89 | BURKS-JOHNSON, BEVERLY | 8,474.25 |
| BELT, PATRICIA YVONNE | 9,933.94 | BURKS-JOHNSON, BEVERLY | 4,251.61 |
| BENFORD, CYNTHIA MARIA | 12,951.01 | BURLESON, RONALD | 3,493.83 |
| BENNETT, JAMIE RUTH | 8,170.95 | BURNETTE, JUNE ELLA | 13,927.31 |
| BENNETT, JAMIE RUTH | 5,352.64 | BUSH, JIMMIE | 13,201.13 |
| BERG, PAUL ARTHUR | 17,811.97 | BYRNE, KATHLEEN CLARE | 7,923.66 |
| BEVERLY, VERNITA ANN | 4,106.23 | BYRNE, KATHLEEN CLARE | 5,461.65 |
| BIESEK, ROBERT | 13,047.43 | CALHOUN, JOAN | 7,920.44 |

| | | | |
|-----------------------------|-----------|--------------------------|-----------|
| CALHOUN, JOAN | 5,097.49 | COOK, HELEN C | 13,172.01 |
| CALLOWAY, PATRICIA ANN | 10,626.45 | COOPER, EVELYN YVONNE | 13,974.00 |
| CALURIS, JANET E | 8,095.94 | COPELAND, MILDRED M | 4,881.75 |
| CALURIS, JANET E | 5,229.39 | COPELAND, MILDRED M | 7,603.58 |
| CAREY, CAROL ANN | 8,826.12 | CORPUS, ELSA CLARIDAD | 8,078.67 |
| CAREY, MARY PATRICIA | 9,268.39 | CORPUS, ELSA CLARIDAD | 5,203.11 |
| CARLSON, MARGARET ANN | 12,359.34 | COTTON, WILLIE MAE | 3,306.55 |
| CARO, TONI ANTONIA TARUN | 8,069.83 | COTTON, WILLIE MAE | 6,284.61 |
| CARO, TONI ANTONIA TARUN | 5,355.99 | CRAWFORD, KATHRYN E | 12,305.01 |
| CARPENTER, JANICE JOY | 12,784.38 | CRAWFORD, KATHRYN E | 437.96 |
| CARR, VELVA J | 12,245.17 | CREGGETT, DAISY RUTH | 9,610.88 |
| CARTER, CATHALINE GRAY | 12,759.16 | CRUDUP, ARTHUR JAMES | 8,256.15 |
| CARTER, OADIE CORNELIUS | 13,024.40 | CRUDUP, ARTHUR JAMES | 5,209.50 |
| CARWELL, VIVIAN B | 13,185.25 | CUDECKI, VIRGINIA M | 7,718.85 |
| CASALETTO, JOAN EVELYN | 5,854.93 | CUDECKI, VIRGINIA M | 5,113.74 |
| CASALETTO, JOAN EVELYN | 4,771.70 | CUNY, MARY ALICE | 12,189.65 |
| CASEY, MARY PATRICIA | 8,284.93 | CURRIERE, ANN CAROL | 13,765.91 |
| CASEY, MARY PATRICIA | 4,801.54 | DABNER, RONALD HAYWARD | 363.07 |
| CASPER, ELIZABETH | 13,017.87 | DABNER, RONALD HAYWARD | 8,895.35 |
| CAVALIERE, EDWARD JOSEPH | 14,067.05 | DALICANDRO, REGINA | 13,136.27 |
| CEGIELSKI, PATRICIA ANN | 9,265.08 | DALTON, TIMOTHY JOHN | 15,125.71 |
| CHANDLER, EVELYN MARIE | 5,929.09 | DANIEL, PHALA T | 5,255.98 |
| CHANDLER, EVELYN MARIE | 3,500.00 | DANZEY, CHARLOTTE A | 12,533.20 |
| CHANDLER, JAMES C | 7,925.88 | DAQUILANTE, EILEEN MARIE | 9,600.98 |
| CHARLESTON, VERNITO | 13,849.44 | DASKO, GLORIA P | 12,506.95 |
| CHEERS, GLORIA ANGELINE | 11,239.68 | DAVIS, ESCENIATH J | 7,604.72 |
| CHEERS, GLORIA ANGELINE | 1,573.76 | DAVIS, ESCENIATH J | 7,000.00 |
| CHESLER, ENID ELAINE | 12,439.87 | DAVIS, GERALDINE TERESA | 15,410.72 |
| CHESLER, PAUL LEE | 14,225.03 | DAVIS, GLORIA JEAN | 8,492.21 |
| CHILDERS, ROSEMARY | 16,250.29 | DAVIS, GLORIA JEAN | 7,120.65 |
| CHIN, WAN TING | 14,843.94 | DAVIS, JAMES L | 11,406.65 |
| CHISHOLM, PATRICIA GRACLUNN | 15,882.43 | DAVIS, RHONDA EILEEN | 13,425.32 |
| CHRISTMAS, VICTORIA ANN | 13,802.24 | DAVIS, STEPHANIE | 12,530.14 |
| CHRUSCIEL, MILLICENT ANN | 13,287.96 | DAWSON, ROSEMARY | 13,678.20 |
| CICHOWSKI, ANDREW ANTHONY | 12,487.42 | DE LA TORRE, FABIA | 2,185.76 |
| CLARK, GERDA M | 4,574.45 | DE LA TORRE, FABIA | 7,308.01 |
| CLARK, GERDA M | 852.84 | DE RON-HEAD, KAREN | 7,938.68 |
| CLARK, GERDA M | 2,033.18 | DE RON-HEAD, KAREN | 5,199.72 |
| CLAYTON, LOLITA | 13,985.43 | DECARLO, MARY B | 6,484.24 |
| CLINK, FRED DURAND | 2,789.43 | DECARLO, MARY B | 5,390.45 |
| COBB, TERESA ARLENE | 13,511.67 | DECHATELET, MARY ANN | 8,678.37 |
| COFFEY, AGNES B | 10,361.70 | DELONEY, PATRICIA ARLENE | 8,686.60 |
| COLEMAN, CELIA HELEN | 16,491.03 | DELONEY, PATRICIA ARLENE | 6,746.41 |
| COLEMAN, MARTHA JEAN | 12,322.75 | DENMARK, LUCILLE | 11,244.34 |
| COLEMAN, PAMELA E | 13,123.63 | DENT, LORETTA | 16,056.61 |
| COLEMAN, PAMELA E | 445.41 | DESAI, JYOTIBEN YOGENDRA | 7,827.41 |
| COLLINS, ADRIAN W | 12,925.60 | DESAI, JYOTIBEN YOGENDRA | 4,222.68 |
| COLLINS, CAROLE ANN | 7,584.45 | DESAI, JYOTIBEN YOGENDRA | 1,112.48 |
| COLLINS, CAROLE ANN | 5,360.80 | DESKOVICH, MARY | 2,871.84 |
| COLLINS, JAMES B | 11,937.58 | DESKOVICH, MARY | 10,000.00 |

| | | | |
|--------------------------------|-----------|-----------------------------------|-----------|
| DESPOTES, LEANN M | 8,055.31 | FLEMING, DOROTHY JEAN | 10,338.00 |
| DESPOTES, LEANN M | 5,036.66 | FLOYD, JUANITA EDITH | 8,236.67 |
| DEVITA, MARGARET LYNN | 7,577.26 | FLOYD, JUANITA EDITH | 5,483.00 |
| DEVITA, MARGARET LYNN | 4,823.86 | FLYNN, KAREN ELLEN | 12,352.80 |
| DILLINGHAM, GLENDA F | 16,084.66 | FOARD, FREDA CASSANDRA | 12,241.46 |
| DILLON, ELOISE | 12,407.41 | FONSON, CAROLYN | 11,932.10 |
| DIXON, PHYLLIS | 12,752.20 | FORTE, JOAN W | 17,216.12 |
| DOHR, JOHN A | 3,645.65 | FREEMAN, LUCILLE U | 9,882.03 |
| DOMANOWSKI, DOROTHY | 3,011.74 | FREEMAN, RUBY J | 13,540.15 |
| DOMANOWSKI, DOROTHY | 5,241.65 | FRISCHIA, SUSAN D | 7,537.35 |
| DONALD, SANDRA VERNICE | 12,563.02 | FRISCHIA, SUSAN D | 4,823.85 |
| DORAN, RICHARD BERNARD | 791.33 | FRISHMAN, JEFFREY A | 13,039.27 |
| DORAN, RICHARD BERNARD | 13,165.72 | FRYE, RICHARD MORTON | 5,894.24 |
| DORSEN-TERMAN, SANDRA | 4,247.88 | FRYE, RICHARD MORTON | 5,246.55 |
| DORSEN-TERMAN, SANDRA | 4,815.49 | FUNCHES, DELORIS | 12,371.04 |
| DORSEY, CHARLENE | 12,307.71 | GAJDA, PATRICIA ANN | 5,038.45 |
| DOUGLAS, RUBY | 8,865.79 | GALLAGHER, PETER JOSEPH | 8,533.20 |
| DOUKAS, MARLENE HELEN | 6,380.29 | GALLAGHER, PETER JOSEPH | 4,764.92 |
| DOXY, LORENA | 642.72 | GALVEZ, ELSA MARIA | 11,510.79 |
| DOXY, LORENA | 5,313.13 | GARDNER, PATRICIA R | 8,033.89 |
| DREW, THOMAS EDWARD | 12,271.56 | GARDNER, PATRICIA R | 5,328.15 |
| DUBOFF, SHARI MELINDA | 13,437.87 | GARNER, MALLORIE ANN | 12,127.73 |
| DUGROT, MARGORIE ANN | 13,115.96 | GARNER, MALLORIE ANN | 3,303.57 |
| DUNN, BRENDA JOYCE | 3,601.01 | GARRETT, LILLIAN DORINE | 6,607.44 |
| DUNN, BRENDA JOYCE | 4,709.35 | GARRETT, LILLIAN DORINE | 6,291.03 |
| DUNN, STEPHANIE E | 16,386.05 | GARRETT, SHARON | 2,116.00 |
| DURR, JOCELYN SAVANNAH | 4,827.89 | GARRETT, SHARON | 7,876.27 |
| DURR, JOCELYN SAVANNAH | 2,974.76 | GARTNER, JOSEPH FRANCIS | 11,963.89 |
| ECHOLS, LINDA B | 18,672.73 | GATZIOLIS, FRANCES | 12,968.96 |
| ECTOR, MARY V | 7,475.10 | GAY, ANTHONY REGINALD | 5,624.54 |
| ECTOR, MARY V | 3,704.38 | GEARON, ELIZABETH A | 19,062.36 |
| ECTOR, MARY V | 2,033.42 | GIERKE, WILLIAM NORMAN | 13,085.92 |
| EDISON, DEBORAH DENISE | 7,489.08 | GILBERT, EUNICE R | 13,299.51 |
| EDLING, LOIS KAY | 8,082.66 | GILBERT, STEVEN J | 8,706.32 |
| EDLING, LOIS KAY | 5,357.91 | GILBERT, STEVEN J | 5,909.85 |
| EDWARDS, ARNOLD ROBERT | 3,586.24 | GILLS, CAROLE A | 3,681.28 |
| EDWARDS, ARNOLD ROBERT | 5,642.10 | GILLS, CAROLE A | 9,261.45 |
| EGAN, BARBARA LIZABETH | 4,438.89 | GILMORE, EILEEN MARGO | 8,132.39 |
| EGAN, BARBARA LIZABETH | 4,805.72 | GODZICKI, KATHLEEN ANNE | 11,311.01 |
| ELIZABETH FLAGG, MERLINE | 13,117.62 | GONZALEZ, SALVADOR | 19,038.84 |
| ELIZONDO, ELIZABETH | 17,825.31 | GOODHART, DIANE | 9,595.83 |
| ELLINGTON, ALVA B | 12,173.81 | GORDON, OLLIE BELL | 8,849.95 |
| ESPINOZA, DAVID | 17,540.54 | GORDON, OLLIE BELL | 6,236.61 |
| ESPOSITO, ROBERT FRANK | 11,132.34 | GORE-MERRIWEATHER, PATRICIA | 13,159.01 |
| ESTES, ROBERT PAUL | 14,270.46 | GRAY, LYNDIA CORNELIA | 13,333.16 |
| EVERS, LILIANA | 14,445.73 | GREENE, GWENDOLYN Y | 12,544.31 |
| FAHEY, PATRICK B | 8,395.92 | GREENE, MURIEL LEE | 10,706.95 |
| FAHEY, PATRICK B | 5,224.04 | GREENSPAN, BRUNI B | 12,041.04 |
| FISHER, LOIS NANCY | 7,544.50 | GRIFFIN, BIRDIA LEE | 7,950.71 |
| FLADGER, SALLIE MAE | 13,597.86 | GRIFFIN, BIRDIA LEE | 4,166.31 |

| | | | |
|---------------------------------|-----------|------------------------------------|-----------|
| GRIFFIN, SEDALIA LOLETA | 13,061.35 | HORTON-ROGERS, JANICE | 5,166.52 |
| GRIGGS, ALICE M | 7,686.95 | HORTON-ROGERS, JANICE | 7,726.26 |
| GRIGGS, ALICE M | 4,996.75 | HOSKIN, LAURA LEE | 11,810.49 |
| GUENO, DR. LOIS | 13,704.81 | HOUSTON, DENICE MARGARET | 9,994.11 |
| GUERRERO, VICENTE | 12,854.59 | HOUSTON, DENICE MARGARET | 2,114.95 |
| GUTIERREZ, LIVIA | 12,256.55 | HOUSTON, MARY | 10,799.94 |
| GUY, BUNNY MARCILETTE | 12,317.99 | HOWELL, CHERYL JOYCE | 5,368.38 |
| HAAS, HELEN BERNADETTE | 14,433.55 | HOWELL, CHERYL JOYCE | 4,657.43 |
| HALEY, HELENA F | 13,422.39 | HUCHER, EDWARD | 13,099.56 |
| HAMMOND, VERONICA | 12,359.74 | HUDSON, ETHEL M | 8,132.23 |
| HARDWICK, HARRY M | 5,024.47 | HUDSON, ETHEL M | 5,296.72 |
| HARKINS, ALECIA | 7,763.83 | HUDSON-DAVIS, VIVIAN | 17,000.85 |
| HARKINS, ALECIA | 5,249.28 | HULTMAN-GREEN, BARBARA JANE | 2,974.41 |
| HARPER, MAXINE LENORA | 4,348.15 | HUNT, HARRY SIMPSON | 11,326.19 |
| HARPER, MAXINE LENORA | 10,807.81 | HUNT, HENRY EUGENE | 2,402.55 |
| HARPER, ODIS A | 13,101.35 | HUNT, HENRY EUGENE | 8,252.69 |
| HARRIS, BEVERLY | 12,248.61 | INGA, CLEMENTE A | 5,415.16 |
| HARRIS-COOPER, JUNE | 15,222.68 | INGA, CLEMENTE A | 5,353.16 |
| HARRISON, CAROL J | 13,314.51 | IRELAND, CAROLE JEANNE | 7,458.37 |
| HARVEY, MAURICE | 19,093.49 | IRELAND, CAROLE JEANNE | 5,128.85 |
| HARVEY, STELLA LOUISE | 13,043.64 | IZBICKY, JUDITH RAE | 8,403.42 |
| HATCH, ANNA LUCINDA | 10,168.28 | IZBICKY, JUDITH RAE | 5,157.51 |
| HATCHER, PATRICIA DOBBINS | 13,004.56 | JACKSON, GERALDINE | 2,822.44 |
| HAUPT, DONNA A | 2,337.21 | JACKSON, GERALDINE | 3,187.23 |
| HAUPT, DONNA A | 4,333.26 | JACKSON, GERALDINE | 1,656.06 |
| HAWKINS, SHIRLEY D | 12,422.60 | JACKSON, HARRISON | 9,563.55 |
| HAYES, LEONARD BENJAMIN | 4,898.37 | JACKSON, HARRISON | 2,694.17 |
| HAYES, LEONARD BENJAMIN | 6,562.90 | JACKSON, JACQUENETTE LAVERNE | 13,088.27 |
| HAYNES, PATRICIA H | 13,289.94 | JACKSON, MINNIE M | 14,174.29 |
| HENLEY, EDDIE | 3,053.48 | JAMES, CHERYL ANN | 14,338.50 |
| HENRY, BARBARA JEANETT | 3,208.08 | JAMES, JOHNETTA | 20,082.86 |
| HENRY, BARBARA JEANETT | 6,161.97 | JAMES, MINNIE LILLIAN | 13,733.60 |
| HENRY, NANNIE KATHRYN | 13,085.81 | JAMES, OLIVIA J | 12,582.81 |
| HENSON, VIVA JEAN | 3,517.09 | JAMISON, OLLIE LOUISE | 12,894.60 |
| HENSON, VIVA JEAN | 8,128.45 | JANECEK, LINDA LOUISE | 8,588.36 |
| HERRERA, ANA MARIA | 723.01 | JANOVEC, JOYCE MARIE | 8,526.44 |
| HERRERA, ANA MARIA | 8,700.19 | JENKINS, DOROTHY N | 15,701.46 |
| HERZOG, MARIS LEE | 7,572.64 | JENSEN, SUSAN MARGARET | 16,262.89 |
| HERZOG, MARIS LEE | 5,052.47 | JIMENEZ, MARCELINA MARIE | 2,323.80 |
| HILL, MAMIE M | 12,959.29 | JOFFE, BETH | 12,004.19 |
| HILL, VELMA | 9,219.79 | JOHNSON, CAROLYN A | 9,699.99 |
| HIMMELMANN, WILLIAM G | 13,740.33 | JOHNSON, CLARA C | 14,237.77 |
| HODGES, PATRICIA | 12,363.50 | JOHNSON, DEBRA LYNN | 12,806.17 |
| HOGLIND, SHARON MARIE | 6,301.75 | JOHNSON, DENNIS E | 12,938.44 |
| HOGLIND, SHARON MARIE | 5,858.70 | JOHNSON, GLORIA JEAN | 13,929.29 |
| HOKE, BONNIE LEE | 12,762.77 | JOHNSON, JOAN H | 8,424.10 |
| HOLMES, BERYL ANITA | 14,304.36 | JOHNSON, JOAN H | 5,355.49 |
| HOOKER, JANICE ANN | 12,475.39 | JOHNSON, JUNE | 8,326.00 |
| HOOKS, CATHERINE | 14,785.16 | JOHNSON, KATHLYN C | 11,582.73 |
| HORACE, KAREN R | 15,107.02 | JOHNSON, LOUISE MARIE | 10,325.28 |
| HORTON, AMBROSE REED | 12,555.79 | JOHNSON, LOYCE ASKEW | 14,301.63 |

| | | | |
|---------------------------|-----------|--------------------------------|-----------|
| JOHNSON, MARIAN | 8,959.13 | LANGE, SAMUEL M | 11,075.55 |
| JOHNSON, MONZELLA YOHANUS | 12,742.39 | LAURY, GERALDINE PEAVY | 15,526.36 |
| JOHNSON-COLLINS, HELEN | 13,703.42 | LEAVELL, ZENOBIA | 854.12 |
| JONES, BRENDA | 12,323.38 | LEAVELL, ZENOBIA | 11,084.41 |
| JONES, JOANNE | 12,792.14 | LEBITSKY, JUDY ANN | 7,799.82 |
| JONES, LEOTA CATHERINE | 14,077.44 | LEBITSKY, JUDY ANN | 4,823.79 |
| JONES, PATRICIA ANN | 7,924.48 | LEE, MARION ARVELIA | 12,425.32 |
| JONES, PATRICIA ANN | 5,242.33 | LESSER, KATHRYN LOUISE | 9,639.98 |
| JONES, ROLLIE O | 18,974.48 | LEWIS, ARLENE JOY | 12,070.60 |
| JORDAN, EARNESTINE | 7,702.22 | LEWIS, AUGUSTINE WALLACE | 14,640.27 |
| JORDAN, JUANITA RUTH | 5,003.05 | LEWIS, DOROTHY LUCILLE | 13,235.76 |
| JORDAN, JUANITA RUTH | 7,413.94 | LOBBINS, DOLORES MOORE | 8,057.45 |
| KAMYS, DORIS ANN | 8,141.01 | LOBBINS, DOLORES MOORE | 7,490.97 |
| KAMYS, DORIS ANN | 6,178.91 | LOCKE, DAYA DIMITRA | 16,582.56 |
| KATSAFADOS, KATHERINE G | 13,482.84 | LOFTMAN, PAMELA ANNE | 13,634.70 |
| KEATING, JUDITH L | 13,642.75 | LONG, MARGARET ANN | 9,118.67 |
| KELLER, BARBARA DIANNE | 8,002.88 | LONG, MARGARET ANN | 5,222.85 |
| KELLER, BARBARA DIANNE | 5,142.75 | LOPEZ-SUBLETT, SUSAN | 7,725.64 |
| KELLY, EILEEN MARY | 13,912.05 | LOPEZ-SUBLETT, SUSAN | 5,341.68 |
| KELLY, MARGARET MARY | 9,887.97 | LOZADA, LAURA FAY | 12,419.64 |
| KELLY, MARGARET MARY | 341.40 | LUBLIN, DIANE ALICE | 11,918.08 |
| KELLY, MARGARET MARY | 1,598.22 | MACKROLA, NANCY ANN | 7,012.98 |
| KENT, PATRICIA | 17,818.85 | MACKROLA, NANCY ANN | 5,964.95 |
| KESTIN, SUZANNE BONNIE | 7,446.85 | MAHAFFEY, DEBRA TORRESSA | 6,071.24 |
| KILLIAN, PAULINE | 12,896.81 | MAIZE, BESSIE MIRIAM | 13,051.39 |
| KINCAID, FRANKIE | 1,679.00 | MALOY, JERLYN WILLIAMS | 16,674.96 |
| KINCAID, FRANKIE | 6,795.25 | MALTZ, MARCIA JOYCE | 11,510.89 |
| KING, VALERIE | 12,866.16 | MALTZ, MARCIA JOYCE | 1,661.63 |
| KIRK, JOHNNIA RUTH | 13,064.57 | MALTZ, MARCIA JOYCE | 370.66 |
| KIRKWOOD, KATHLEEN MARIE | 12,904.13 | MANDEL, JUDITH LYNN | 9,035.64 |
| KNAZZE, PATRICIA ANN | 8,052.73 | MARTIN, BARBARA JEAN | 1,747.07 |
| KNAZZE, PATRICIA ANN | 5,357.23 | MARTIN, BARBARA JEAN | 6,601.23 |
| KNIGHT-HILL, JOAN | 13,544.07 | MARTIN, BEVERLY ANN | 19,181.35 |
| KOSNOFF, FAY ROCHELLE | 3,950.62 | MARTINEZ, FERNANDO | 18,599.39 |
| KOSNOFF, FAY ROCHELLE | 5,355.53 | MARZINELLI, LAURA A | 6,110.18 |
| KOZIOL, PATRICIA ANN | 23.09 | MARZINELLI, LAURA A | 6,965.86 |
| KOZIOL, PATRICIA ANN | 10,113.71 | MASLOV, SHARON LYNN | 7,922.68 |
| KRAFT, GRACE CAROLYN | 3,454.62 | MASLOV, SHARON LYNN | 4,842.66 |
| KRAFT, GRACE CAROLYN | 5,089.88 | MATHIS, JOYCE MARIE | 12,363.88 |
| KRISTAN, NANCY ANN | 8,467.09 | MATTHEWS, CAROLYN A | 7,858.19 |
| KRISTAN, NANCY ANN | 3,624.96 | MATTHEWS, CAROLYN A | 5,325.54 |
| KRUEGER, CAROL ANN | 13,656.70 | MATTHEWS, GRACE ANNETTE | 4,221.47 |
| KURLAND, SUSAN LEE | 16,365.08 | MATTHEWS, GRACE ANNETTE | 5,630.95 |
| KUSH, CATHY SUE | 8,195.50 | MATTUCCI, SANDRA JEAN | 1,955.78 |
| KUSH, CATHY SUE | 5,355.32 | MATTUCCI, SANDRA JEAN | 10,435.55 |
| KWELI, JEANETTE JEAN | 8,535.84 | MAXWELL, BERNICE | 14,741.05 |
| KWELI, JEANETTE JEAN | 5,724.41 | MAY, ANNIE LEE | 12,883.50 |
| KYLES, DREWBELLE | 12,590.91 | MCCABE, VIRGINIA LEE | 11,588.69 |
| LAI, PUI LING | 6,314.19 | MCCANN BEAVERS, SANDRA MILDRED | 19,118.55 |
| LAKOMIAK, JANICE HELENE | 12,306.22 | MCCARTHY, JO ANNE | 445.41 |
| LANGDON, BETTY JEAN | 12,754.87 | MCCARTHY, JO ANNE | 3,907.02 |

| | | | |
|-------------------------------|-----------|------------------------------|-----------|
| MCCLAIN, CATHERINE | 12,995.95 | NEAL, BERNADETTE LUCILLE | 5,188.10 |
| MCCLELLAN, VIVRE A | 11,357.93 | NEAL, BERNADETTE LUCILLE | 628.65 |
| MCCLELLAN, PATRICIA | 9,011.62 | NEBRIDA, JOSE MONFORT | 8,259.83 |
| MCCOMBS, PATRICIA S | 7,904.31 | NEBRIDA, JOSE MONFORT | 6,373.86 |
| MCCOMBS, PATRICIA S | 5,036.65 | NELSON, RITA S | 15,820.11 |
| MCDONALD, JOHN MARK | 5,954.09 | NELSON, SUSAN K | 2,964.97 |
| MCDONALD, JOHN MARK | 5,365.42 | NEWMAN, BETTY | 13,789.01 |
| MCDONALD, SIDNEY MEREDITH | 8,770.34 | NEWMAN, MABLE | 14,090.73 |
| MCDONALD, VERA | 9,835.60 | NICHOLAS, ROSEMARIE VERNETTA | 14,123.66 |
| MCFALL, LILLIE JEAN | 3,945.11 | NOBLE, MAUREEN CELESTE | 8,932.82 |
| MCFALL, LILLIE JEAN | 7,934.11 | NOCULA, JOSEPHINE THERESA | 13,986.02 |
| MCFARLAND, IREDEAN | 12,773.45 | NOVAK, DIANE KATHLEEN | 5,429.81 |
| MCFARLAND, PORTIA | 14,091.48 | O'DONNELL, DANIEL | 1,084.00 |
| MCGUIRE, THOMAS J | 16,476.16 | O'DONNELL, DANIEL | 11,923.53 |
| MCKAMEY, ERIC SOMERVILLE | 12,856.19 | O'TOOLE, JAMES | 14,260.21 |
| MCKINNOR, JOHNELLA E | 14,894.84 | OATIS, NEWSOME | 9,948.77 |
| MCLAUGHLIN, KATHLEEN F | 12,698.50 | OGUNDIPE, KATHLEEN JOAN | 8,059.77 |
| MCLEARY, MAUDESTINE ELIZABETH | 14,096.21 | OGUNDIPE, KATHLEEN JOAN | 5,326.79 |
| MCNAMARA, NEDRA JEAN | 4,148.32 | OKEEFE, GERALDINE MARIE | 8,856.25 |
| MCNAMARA, NEDRA JEAN | 5,180.95 | OKEEFE, GERALDINE MARIE | 5,304.09 |
| MCVAY, CAROLYN JANET | 8,067.59 | OKOE, GLENDA FAYE | 12,322.57 |
| MEARIEWEATHER, PATRICIA | 8,061.19 | OLIVI, NANCY RENEE | 13,237.31 |
| MEARIEWEATHER, PATRICIA | 5,128.08 | OLSON, CONSTANCE ROSE | 324.36 |
| MENDOZA, VINCENT ELIGIO | 10,280.66 | OLSON, CONSTANCE ROSE | 13,249.60 |
| MENTER, PHYLLIS | 11,422.76 | ORLOFF, MYRNA ROLA | 1,773.82 |
| MENTER, PHYLLIS | 6,886.86 | OTA, GERALDINE S | 1,866.02 |
| MEREDITH, BARBARA LYNN | 17,600.40 | OUSSENKO, ANGANETA | 2,730.48 |
| MESTROVIC, CATHLEEN MARIA | 8,072.40 | OUSSENKO, ANGANETA | 6,221.13 |
| MESTROVIC, CATHLEEN MARIA | 5,268.54 | OUSSENKO, ANGANETA | 3,480.91 |
| METCALF, SUSAN ELOISE | 7,659.01 | OWENS, JUDITH ANN | 12,398.66 |
| METCALF, SUSAN ELOISE | 2,697.33 | PAHLKE, BARBARA J | 13,168.27 |
| METCALF, SUSAN ELOISE | 2,339.30 | PALLASCH, MARY THERESE | 7,761.47 |
| METCALFE, CASSANDRA ELAINE | 13,037.06 | PARAMORE, CAROLYN LOUISE | 11,172.03 |
| MIR, CAROLYN NADINE | 11,384.04 | PARKE, GAIL | 8,521.69 |
| MOFFETT, SIDNEY L | 13,038.11 | PARKE, GAIL | 5,467.33 |
| MONTGOMERY, PEARL ELIZABETH | 13,230.74 | PARKER PATTON, CAROLE | 8,258.12 |
| MORALES, RIGARDO PUNZALAN | 13,071.21 | PARKER PATTON, CAROLE | 6,400.27 |
| MORAN, JAMES EDWARD | 3,510.28 | PARYLAK, BEVERLY J | 13,843.40 |
| MORAN, JAMES EDWARD | 5,548.42 | PASS, GWENDOLYN | 8,486.94 |
| MORGAN, ELLA MAE | 12,098.54 | PASS, GWENDOLYN | 5,185.34 |
| MORGAN, JACQUELINE ELAINE | 9,235.75 | PATE, LEDORA E | 7,329.46 |
| MORRIS, DELORES LEE | 14,911.97 | PATE, LEDORA E | 4,870.03 |
| MORRISON, PEGGI ANN | 7,644.99 | PATEL, BHANUMATI R | 10,167.06 |
| MORRISON, PEGGI ANN | 5,469.57 | PATRICK, JAMES EDWARD | 11,540.84 |
| MORRISSEY, JOSEPH | 390.77 | PATTERSON, ROSEANN CAROL | 13,150.70 |
| MORRISSEY, JOSEPH | 6,525.44 | PATTON, ANTIONETTE | 11,538.17 |
| MOY, JUN | 12,919.59 | PATTON, ANTIONETTE | 4,832.28 |
| MULLINS, JOHN J | 10,315.91 | PAVEGLIO, MARK ROBERT | 6,056.61 |
| MULLINS, JOHN J | 5,863.16 | PAVEGLIO, MARK ROBERT | 4,443.21 |
| MYLES, WILLIAM MILLER | 15,953.07 | PENIX, BRENDA CAROL | 13,753.16 |
| NAGEL, HELEN MARTHA | 10,150.62 | PEPPLER, DENIS JOSEPH | 14,143.99 |

| | | | |
|-----------------------------|-----------|---------------------------|-----------|
| PERKINS, RONALD E | 4,516.90 | RIDLEY, MARY RANDALL | 5,355.55 |
| PERRY, MAXINE LOUISE | 8,720.69 | RIZIK, GERALDINE MARIE | 9,557.49 |
| PERRY, MAXINE LOUISE | 7,103.92 | RIZIK, GERALDINE MARIE | 7,664.04 |
| PETERSON, PRUDENCE JO | 12,880.95 | ROBERSON, BARBARA JEAN | 11,077.88 |
| PHILLIPS, JACQUELINE IRENE | 11,667.90 | ROBERTS, CAROLYN HANSON | 15,036.23 |
| PHILLIPS, JAHN DENISE | 7,277.23 | ROBINSON, BARBARA JEAN | 8,827.73 |
| PHILLIPS, JAHN DENISE | 5,924.24 | ROBINSON, ELEANOR LILLIAN | 9,337.39 |
| PICKETT, PAMELA JOYCE | 12,916.66 | ROBINSON, JOHN RUSSELL | 7,634.55 |
| PITCHER, BETTY BARTLEY | 7,504.76 | ROBINSON, JOHN RUSSELL | 4,929.43 |
| PITCHER, BETTY BARTLEY | 5,036.65 | RODRIGUEZ, SYLVIA A | 21,294.90 |
| PITTARD, BETTY J | 4,636.44 | ROHAN, MARY ELLEN | 13,586.15 |
| POLK, MARY R | 12,599.28 | ROLLING, EUGENIA | 12,596.57 |
| PONCE, ROBERT LEE | 10,600.59 | RONAN, PATRICIA MARIE | 6,144.16 |
| PORTER, FRANCES L | 5,415.07 | RONAN, PATRICIA MARIE | 5,353.94 |
| POST, ELISE H | 5,345.56 | ROSALES, JANICE M | 11,406.41 |
| PRECIADO, WILMA | 3,435.24 | ROSALES, JANICE M | 9,691.93 |
| PREKEZES, FREDERIKA | 7,601.56 | ROSENBERG, AUDREY J | 7,666.12 |
| PREKEZES, FREDERIKA | 6,539.49 | ROSENBERG, AUDREY J | 4,806.62 |
| PRESTON, OTHERINE | 7,993.96 | ROSENBERG, SAMMY NAN | 8,713.46 |
| PRUITT, CAROLYN | 12,875.11 | ROSENBERG, SAMMY NAN | 3,509.84 |
| PUCKELWARTZ, ROSEMARY | 13,266.00 | ROSENFELD, DIANE LEE | 5,774.51 |
| PURVIS, TERESA | 6,578.12 | ROSENFELD, DIANE LEE | 5,300.81 |
| PURVIS, TERESA | 6,385.93 | ROSS, PAMELA ANN | 14,430.42 |
| QUAID, CHRISTINE ANNETTE | 7,626.94 | ROSS, RITA ANNE | 13,210.22 |
| QUAID, CHRISTINE ANNETTE | 4,815.56 | RUBIC, CYNTHIA EMILY | 979.90 |
| QUINN, KEVIN ARTHUR | 15,609.43 | RUBIC, CYNTHIA EMILY | 9,438.39 |
| QUINN, MARILYN JULIA | 11,252.83 | RUCKER, DORIS | 14,205.16 |
| QUINN, MARILYN JULIA | 1,788.00 | RUIZ, NANCY J | 6,625.68 |
| QUINONES, ANGEL | 15,010.12 | RUIZ, NANCY J | 6,981.13 |
| QUIRK, CAROLYN LUELLA | 3,476.71 | RUSSELL, ELLA | 10,562.68 |
| QUIRK, CAROLYN LUELLA | 7,832.06 | RYAN, JANE F | 14,325.16 |
| RACKAUSKAS, RAMUNE M | 7,115.05 | RYAN, PATRICIA A | 13,237.68 |
| RADECKI, DALIA | 12,512.63 | SALINAS, SYLVIA OTILIA | 9,613.68 |
| RAINEY, ANN J | 11,443.18 | SALMOND, DORTHA JEAN | 11,824.63 |
| RAMIREZ, ROSA HAYDEE | 17,157.07 | SANDERS, CAROLE ANN | 6,669.58 |
| RAMOS, MONSERRATE | 7,776.03 | SANDERS, WILLIE REAN | 15,369.76 |
| RANGEL, MARY ANTONETTE | 12,053.75 | SATZINGER, PAUL MICHAEL | 12,944.77 |
| RANSFER, GENEVA | 14,159.40 | SAVITT, JANICE V | 12,365.92 |
| RAPP, JOANN M | 7,402.61 | SAVITZSKY, DONNA RAE | 7,888.23 |
| RAPP, JOANN M | 285.48 | SAVITZSKY, DONNA RAE | 5,183.96 |
| REASON, DIANNE SHARON | 12,857.07 | SAVOY, DEAN CHRIS | 16,967.17 |
| REED, NORMA C | 15,213.07 | SCHAFFER, CAROL ANN | 13,905.56 |
| REED, SANDRA MYRIA | 7,508.87 | SCHILLER, NORMA CELIA | 16,585.49 |
| REED, SANDRA MYRIA | 4,823.86 | SCHINDLER, SUSAN JOY | 6,806.18 |
| REESE, HARRIET | 8,050.44 | SCHINDLER, SUSAN JOY | 4,823.80 |
| REESE, HARRIET | 5,411.27 | SCHOENFELD, VICKI MARCIA | 7,913.99 |
| RESENDEZ, VIRGINIA ANN | 11,068.90 | SCHOENFELD, VICKI MARCIA | 5,055.10 |
| RICHARDS, YVONNE DORIS | 3,247.83 | SCHROEDER, DEBORAH M | 462.31 |
| RICHARDS, YVONNE DORIS | 5,142.31 | SCHROEDER, DEBORAH M | 10,407.31 |
| RICHARDSON, BARBARA FRANCES | 7,689.22 | SCHWARTZ, THELMA LEE | 8,325.23 |
| RICHARDSON, YVONNE | 12,689.19 | SCHWARTZ, THELMA LEE | 5,222.26 |
| RIDLEY, MARY RANDALL | 7,557.48 | SCOTT, CHERYLENE | 12,865.05 |

| | | | |
|-------------------------------|-----------|--------------------------|-----------|
| SCOTT, WOODRA ANN | 3,971.90 | STEWART, IDA C | 16,038.64 |
| SCOTT, WOODRA ANN | 10,312.13 | STOREY, LOUISEA | 17,502.60 |
| SCOTT KELLEY, AUDREY N. | 7,718.70 | STRAUSS, ELLEN ANN | 5,141.75 |
| SCOTT KELLEY, AUDREY N. | 4,937.06 | STRAUSS, ELLEN ANN | 3,855.14 |
| SCOTT-WARD, KASSANDRA | 13,400.29 | SULLIVAN, EILEEN M | 6,737.48 |
| SCRIBNER, CAROLYN ROSE | 13,456.53 | SULLIVAN, JOHN P | 350.91 |
| SEARCY, CYNTHIA ELIZABETH | 12,653.25 | SULLIVAN, WILLIE MAE | 2,049.34 |
| SELLERS, JOYCE ANN | 6,981.69 | SULLIVAN, WILLIE MAE | 11,172.19 |
| SHABLEAU, JOSEPH GERALD | 8,453.33 | SUMMERS, LAVADA | 14,238.47 |
| SHABLEAU, JOSEPH GERALD | 6,287.54 | SUTTON, CAROL BETTY | 212.33 |
| SHARP, ARLENE CATHERINE | 14,290.29 | SUTTON, CAROL BETTY | 2,021.01 |
| SHELTON, JULIA CAROLYN | 12,957.76 | SUTTON, MATTIE LOUISE | 12,437.87 |
| SHEPARD, BARBARA SUSAN | 3,635.87 | SWANSON, MARCIA KAY | 12,293.01 |
| SHEPARD, BARBARA SUSAN | 5,365.50 | SZYMANSKI, MARLENE G | 22,851.52 |
| SHEPHERD, JEAN FRANCES | 7,618.50 | TAPIA, FRANCES SUSAN | 11,538.96 |
| SHEPHERD, JEAN FRANCES | 5,197.00 | TAYLOR, BESSIE L | 10,627.37 |
| SHEPPARD, EILEEN S | 12,389.77 | TAYLOR, NAOMI P | 12,595.52 |
| SILVA, BARBARA JEAN | 9,525.95 | TAYLOR, SANDRA ANN | 16,158.56 |
| SILVA, BARBARA JEAN | 5,168.17 | TAYLOR, Z. TONDALEYA | 13,293.72 |
| SIMMONS, SANDRA VERONICA | 12,291.07 | TEJEDA, MARIA NORA | 14,599.72 |
| SIMPSON, MARY DIANE TOUSSAINT | 6,810.45 | THIGPEN, JERRY BERNARD | 13,518.90 |
| SIMPSON, MARY DIANE TOUSSAINT | 7,212.35 | THOMAS, JANICE | 12,709.79 |
| SIMS, BERNADETTE | 13,384.22 | THOMAS, LARRY J | 19,155.18 |
| SINGLETON, ERCZELLA | 1,785.04 | THOMAS, LUCY | 6,910.27 |
| SINGLETON, ERCZELLA | 9,716.16 | THOMAS, REGINALD | 9,926.66 |
| SLATER, ARTHUR | 19,823.53 | THOMAS-NGABE, T-IMANI | 13,627.54 |
| SMALL, ROSEMARY | 7,964.68 | THOMPSON, KAREN B | 12,495.67 |
| SMALL, ROSEMARY | 5,355.32 | THOMPSON, SHEILA HAGLER | 13,588.20 |
| SMILEY, RAMONA MARIE | 12,876.01 | TILLER, EULA B | 5,705.25 |
| SMITH, BONNIE JEAN | 13,012.92 | TILLER, EULA B | 4,789.56 |
| SMITH, EARLEAN | 12,923.11 | TILLMAN, TONDALAYO B | 4,484.04 |
| SMITH, ELIZABETH | 12,911.93 | TOLBERT, JUANITA | 8,120.68 |
| SMITH, PATRICIA ANNE | 12,273.48 | TOLBERT, JUANITA | 7,075.57 |
| SMITH, PATRICIA TELITUS | 13,740.57 | TON, WINNIE DORIS | 11,869.92 |
| SMITH, PAULA ALETHA | 12,622.66 | TOOMEY, CATHERINE IRENE | 8,735.33 |
| SMITH, SHEILA LYNN | 12,045.81 | TOOMEY, CATHERINE IRENE | 5,267.23 |
| SMOOTE, JIM | 13,186.10 | TORREANO, PATRICIA MARIE | 8,061.81 |
| SNEED, ZELMARIE | 13,319.64 | TORREANO, PATRICIA MARIE | 1,273.89 |
| SORRELL, DONNA GAIL | 12,504.92 | TORREANO, PATRICIA MARIE | 4,081.41 |
| SPENCER, SHARON ANNETTE | 13,748.75 | TOWNSEND, JEAN ELIZABETH | 1,377.63 |
| SROKA, JOANN THERESE | 7,372.85 | TOWNSEND, JEAN ELIZABETH | 10,053.33 |
| SROKA, JOANN THERESE | 4,922.56 | TOWNZEL, SHIRLEY R | 12,618.92 |
| STANFORD, BELINDA ANN | 12,212.89 | TRAMMELL, JUDITH ANN | 13,679.10 |
| STANFORD-LEAK, MARJA | 14,272.61 | TURNER, CYNTHIA SPRING | 11,983.69 |
| STANKO, SHARON LEE | 6,191.90 | TURNER, HATTIE JO | 12,806.22 |
| STANKO, SHARON LEE | 6,063.90 | VALENCIA, MARIETTA | 1,957.94 |
| STANULA, TERRY JEAN | 7,861.59 | VALENCIA, MARIETTA | 4,958.53 |
| STANULA, TERRY JEAN | 5,239.15 | VERA, GRACE M | 12,625.15 |
| STEELE, DEBORAH | 12,154.99 | WALKER, DORETHA TAYLOR | 8,914.47 |
| STEINBERG, DONNA LIST | 4,093.00 | WALKER, DORETHA TAYLOR | 5,104.99 |
| STEINBERG, DONNA LIST | 8,318.06 | WALKER, DORETHA TAYLOR | 718.75 |

| | | | |
|------------------------------|-----------|-------------------------------------|----------------------|
| WALKER, DORETHA TAYLOR | 33.79 | WILLIAMS, YVONNE DELORIS | 13,523.96 |
| WALKER, VIRGINIA R | 12,454.96 | WILLIAMS, YVONNE MARIE | 11,588.91 |
| WALLACE, HELEN | 14,332.04 | WILSON, BETTY GENE | 13,823.75 |
| WALTON, PORTIA GAYLE | 13,366.13 | WILSON, MAMIE AGUSTA | 7,369.98 |
| WARD, ANITA M | 8,041.07 | WILSON, WILLIAM THOMAS | 15,936.92 |
| WARD, ANITA M | 7,415.21 | WILSON, WILLIE MAE | 8,970.38 |
| WARE, SANDRA JEAN | 7,569.14 | WILSON, WILLIE MAE | 5,234.31 |
| WARE, SANDRA JEAN | 5,344.01 | WILSON-EPPS, JOAN | 12,175.49 |
| WATKINS, JULIA E | 12,540.84 | WILSON-EPPS, JOAN | 7,933.68 |
| WATSON, LAWRENCE WILLIAM | 8,823.38 | WINSTON, GLORIA | 7,248.36 |
| WAYNE, JILL | 9,369.10 | WINSTON, GLORIA | 1,217.32 |
| WAYNE, JILL | 3,530.88 | WINSTON, GLORIA | 3,732.95 |
| WEAVER, ELIZABETH J | 12,829.56 | WISHNEY, LINDA AUDREY | 10,086.64 |
| WEAVER, ROBERT HOWARD | 12,133.75 | WISHNEY, LINDA AUDREY | 1,007.92 |
| WEIL, MARY ARLENE | 13,647.67 | WITSCHY, NATASHA RAE | 13,280.90 |
| WEISSEG, JANET ANN | 12,370.45 | WOJCIK, PAMELA MARY | 6,341.92 |
| WENNERBERGH, MARIA | 306.39 | WOJCIK, PAMELA MARY | 6,292.86 |
| WENNERBERGH, MARIA | 1,373.27 | WOJTON, GARY W | 12,501.29 |
| WERNER, MARY E | 430.50 | WOJTON, GARY W | 784.33 |
| WESTERBERG, DONNA LEE | 12,557.56 | WOLFF, JOAN DIANE | 10,415.75 |
| WHALEN, CYNTHIA MARY | 10,657.97 | WOODS, DORIS EVELYN | 14,714.32 |
| WHITE, ANNIE M | 13,041.76 | WOODS, GARNETT | 13,702.54 |
| WHITE, LEANDRES | 8,418.40 | WOOLFOLK, SANDRA L | 16,010.13 |
| WHITE, LEANDRES | 5,316.37 | YOUNG, CAROLYN FAY | 13,300.59 |
| WICKLAND, DAVID MARCEL | 8,655.95 | YOUNG, KAROLYN ALICE | 5,440.58 |
| WIENER, RICHARD WILLIAM | 12,456.97 | YOUNG, KAROLYN ALICE | 5,793.92 |
| WILEY, LINDA DIANE | 13,086.56 | YOUNG, SHIRLEEN | 12,374.72 |
| WILLIAMS, DEBORAH BUGG | 14,234.19 | ZAK, SUSAN MARIE | 7,851.56 |
| WILLIAMS, ERNESTINE MARIE | 8,250.90 | ZAK, SUSAN MARIE | 5,038.82 |
| WILLIAMS, ERNESTINE MARIE | 3,464.43 | ZELTMANN, MARY L | 9,723.10 |
| WILLIAMS, EVELYN LORETTA | 13,286.10 | ZELTMANN, MARY L | 9,050.75 |
| WILLIAMS, GERALDYNE S | 13,734.52 | ZIEGLER, MARY ELLEN | 7,524.04 |
| WILLIAMS, JOSEPH BONDOKAI | 10,033.62 | ZIEGLER, MARY ELLEN | 4,823.86 |
| WILLIAMS, LAYREESE | 15,789.68 | Total Survivor Contributions | 8,127,794.90 |
| WILLIAMS, LINDA RUTH | 16,471.20 | | |
| WILLIAMS, PATRICIA CLOTHILDE | 16,577.11 | Grand Total of All Refunds | 15,108,848.58 |
| WILLIAMS, REGINALD WADE | 15,382.94 | | |
| WILLIAMS, WILLIE | 9,241.60 | | |

Outside Time

The Committee on Claims and Service Credits reported that affidavits, or other evidence attesting to or certifying service in the public schools of the several state or in schools operated by or under the auspices of the United States outside of the City of Chicago were presented for the persons hereinafter listed.

The Committee recommended that the service described be approved for pension credit provided that the last five years of the member's service shall have been rendered in a position covered by this Fund, the State Universities Retirement System or the Teachers' Retirement System of the State of Illinois; a maximum credit for ten years shall be reduced by credit for such service validated by the State of Illinois; and three-fifths of the term of service for which an annuity is granted shall be in the public schools of the City.

| Name | School | Service | Years |
|----------------------------|----------------|----------|--------|
| Fonseca-Polanco, Luz Maria | Nobel | Teaching | 1.000 |
| Gonzales, Ivette | Central Office | Teaching | 4.775 |
| Johnson, Shirley Anne | Westinghouse | Teaching | 4.733 |
| Jones, Mildred Trina | Robinson | Teaching | 3.000 |
| Nilson, Kathryn Mary | Dirksen | Teaching | 2.181 |
| O'Connell, Sharon E | Beaubien | Teaching | 0.417 |
| Rodriguez, Marilyn | Jahn | Teaching | 10.000 |
| Shaw, Lucille T | Chicago Agency | Teaching | 4.000 |
| Simmons, Marvell | C-W Educ GE | Teaching | 2.000 |
| Smith, Bernice W | Bontemps | Teaching | 4.000 |

Chairperson Ward moved the Report of Committee on Claims and Service Credits to the omnibus.

REPORT OF THE COMMITTEE ON ETHICS

February 5, 2008 Ethics Committee Meeting Report Presented

Committeeman Carrero presented the February 5, 2008 Ethics Committee Meeting report (see Exhibit B attached).

REPORT OF THE INVESTMENT CONSULTANT

Watch List Presentation by Brandywine Global Investment Management

Representatives from Brandywine Global Investment Management made a presentation to the Board to address issues of underperformance and organizational changes in accordance with the Fund’s watch list procedures. They addressed questions raised by the Trustees. Mercer will continue to monitor Brandywine and report any changes.

Mr. Kotis left the meeting.

NEW BUSINESS

Pension Laws and Rules Committee Meeting Scheduled

Chairperson Reilly scheduled a Pension Laws and Rules Committee Meeting on February 28, 2008 at 3:30 p.m. for the purpose of prioritizing the 2008 Legislative Agenda.

May 2008 Special Meeting Rescheduled

A motion was made by Mr. Ward, seconded by Ms. Goff, to change the date of the May 2008 Special Meeting to May 13, 2008. The motion passed by the following vote:

Ayes: Mr. Carrero, Ms. Goff, Ms. Nelson, Mr. O’Brill, Ms. Otero, Dr. Pilditch, Ms. Reilly, Mr. Ward, Ms. Williams—9.

Nays: Ms. Rodriguez—1.

Dr. Pilditch left the meeting.

REPORT OF THE INVESTMENT CONSULTANT CONTINUED

Mercer's Discussion on Brandywine Global Investment Management's Presentation

Mr. Pat Silvestri addressed questions raised by the Trustees of Brandywine Global Investment Management's presentation on the restructuring of their organization. Mercer will continue monitoring their team and report any changes.

To Allocate \$150 Million Each To Macquarie and JP Morgan Approved

Following discussion, a motion was made by Ms. Reilly, seconded by Ms. Rodriguez, to accept the following recommendations presented by Mercer, subject to final due diligence by Fund Counsel:

- Placing \$150 million each with Macquarie and JP Morgan
- The allocation \$150 million placed with Macquarie should be split 60% to US and 40% to Europe.
- JP Morgan is a Global fund that typically invests 40-60% of its assets in the US

The motion passed by the following vote:

Ayes: Mr. Carrero, Ms. Goff, Ms. Nelson, Mr. O'Brill, Ms. Otero, Ms. Reilly, Ms. Rodriguez, Ms. Williams-8.

Nays: None.

Abstentions: Mr. Ward-1.

Review of Quarterly Investment Performance Report

Ms. Kristin Finney-Cooke and Mr. Pat Silvestri of Mercer Investment Consulting, Inc. reviewed the quarterly investment performance report for the period ending December 31, 2007. They addressed questions raised by the Trustees.

Mr. Carrero left the meeting.

REPORT OF THE PRESIDENT

Retirement Seminars

President O'Brill informed the Trustees that he attended one of the three scheduled retirement seminar dates. President O'Brill complimented the staff on a job well done providing vital information about retirement benefits to members.

OMNIBUS VOTE

On a motion by Mr. Ward, seconded by Ms. Williams, and unanimously passed, the foregoing committee reports which were moved to the omnibus were approved.

REPORT OF THE EXECUTIVE DIRECTOR

Senate Select Hearings

Mr. Kevin B. Huber, Executive Director informed the Trustees of the Senate Select Hearings scheduled for March 18 and March 19, 2008.

Leave Policy Matter

Mr. Huber reviewed with the Trustees the discussions he had with CPS regarding the leave policy that was implemented last year. Mr. Huber informed the Trustees of the various options that were discussed. Mr. Huber addressed questions raised by the Trustees. Discussion ensued. The Trustees instructed Mr. Huber to continue discussions with CPS and report back to the Trustees.

Explanation of Large Amounts of Refund of Excess Contributions

Mr. Huber explained to the Trustees since CTPF did not have complete payroll data through the end of the year when a refund was requested, it could not be processed through the refund module. It was processed through the excess contributions module in the computer system.

Lead Plaintiff in Lawsuit with Ambac

Mr. Huber discussed with the Trustees the request to be lead plaintiff in a lawsuit with Ambac. Fund Counsel stated the Fund is waiting for a formal analysis from the attorney. Mr. Huber reminded the Trustees the Fund is currently in the process of petitioning to be lead plaintiff in a lawsuit with Well Care. The Trustees directed the Executive Director to proceed as lead plaintiff on the Ambac lawsuit, subject to the Board of Trustees' approval at the next Board meeting.

Update on Payroll Data from CPS

Mr. Kevin Huber and Ms. Patricia Hambrick updated the Trustees on the current status of the CPS payroll issues. Ms. Hambrick stated there hasn't been much change since the last month's update. She informed the Trustees that a meeting was held with CTPF, CTU, and CPS staff. They discussed what has transpired thus far, and what is needed going forward. CTPF is waiting for their reply.


Annual Member Statements

Mr. Huber and Ms. Hambrick discussed with the Trustees the annual member statements. They informed the Trustees because of bad data from CPS the member statement of accounts will be inaccurate. A prominent disclaimer/explanation will be placed on all the member's statements for their information. Discussion ensued.

ADJOURNMENT

On a motion by Ms. Rodriguez, seconded by Mr. Ward, and by unanimous vote, the meeting was adjourned at 3:09 p.m.

Respectfully submitted,



Nancy Williams
Recording Secretary

EXHIBIT A

Investment Committee Informal Meeting Recommendations/Actions

February 1, 2008

Attendees: CTPF Trustees: Alberto A. Carrero, Jr., Linda S. Goff, Lois Nelson, Walter E. Pilditch, James F. Ward, and Nancy Williams; Staff and Consultants: Kevin Huber of CTPF and Patrick Silvestri and Kristin Finney-Cooke of Mercer.

At the June 20, 2006 Board meeting, Trustees were encouraged to attend Management and Mercer's "first Friday" of every month meetings with investment managers and service providers. These meetings provide access to ANY investment service provider that would like to meet with management and Mercer and have a product that is potentially beneficial to the Fund. The attendees met with the following investment service providers on February 1, 2008:

- 9:30 Carrington Strategic Advisors—A fund of hedge fund manager that has \$30M under management. They did a brief educational presentation on why to invest in hedge funds and also talked about a few of their hedge fund products. They are an international manager whose focus is on fundamentals of the underlying managers.
- 10:15 Apjohn Ventures—Venture fund that is focusing on early stage life sciences companies in the Midwest. 75% of the portfolio will be in early venture. They are looking to raise a \$50-\$100M fund.
- 11:00 Graham and Dodd—Quantitative value manager that takes concentrated positions in their portfolio- 25-50 holdings of the 1000 companies that they run through their computer models. Review the key metrics of price to asset value, free cash flow and historical earnings.
- 11:45 Lead Rock Capital—Presented their Urban Real Estate Fund I which is a \$25M fund that invests in redeveloping residential and commercial properties on Chicago's South side. Their strategy is infill real estate opportunities that are underutilized by the City that can be repositioned. They use non-bidding awards through government land acquisitions.
- 12:30 WCM Investment Management—Presented their Focus growth international strategy. They will hold fewer than 25 positions of companies with competitive advantages (economies of scale or hard to duplicate products). They additionally focus on the corporate culture as a differentiator.

The attendees listened to the respective presentations and asked questions of each service provider.

EXHIBIT B

Ethics Committee Meeting

Recommendations/Actions

February 5, 2008, 3:45 p.m.- 5:00 p.m.

Trustee Attendees: Chairperson Maria J. Rodriguez, Alberto A. Carrero—2.

Staff and Consultants: Mr. Kevin Huber, Executive Director, Mr. Joseph Burns of Jacobs, Burns, Orlove, Stanton & Hernandez.

Chairperson Rodriguez called the meeting to order at 3:45 p.m.

Recommendations/Actions

The committee reviewed the draft Ethics Policy. The committee directed Fund counsel to revise the policy per committee comments and recommendations. Upon completion by Fund counsel, the proposed policy will be distributed to the Board for consideration at a Board meeting in accordance with the Bylaws and Rules.

Chairperson Rodriguez adjourned the meeting at 5:00 p.m.

REPORT OF THE PROCEEDINGS
OF THE

Board of Trustees

OF THE

**Public School Teachers' Pension and
Retirement Fund of Chicago**

Special Meeting – Official Report
Thursday, March 13, 2008

A special meeting of the Board of Trustees of the Public School Teachers' Pension and Retirement Fund of Chicago was held Thursday, March 13, 2008.

The President, Mr. John F. O'Brill, called the meeting to order at 9:45 a.m.

ROLL CALL

Members present: Mr. Carrero, Ms. Goff, Mr. Kotis, Ms. Nelson, Mr. O'Brill, Ms. Otero, Ms. Reilly, Ms. Rodriguez, Mr. Ward—9.

Members absent: Ms. Davis, Dr. Pilditch, Ms. Williams—3.

Ms. Davis arrived during Public Participation. Ms. Williams arrived during the Report of the Actuary.

Also in attendance were Mr. Kevin B. Huber (*Executive Director*), Ms. Patricia Hambrick (*Chief Operating Officer*), Mr. Joseph Burns of Jacobs, Burns, Orlove, Stanton and Hernandez (*Legal Counsel*), Mr. Sandor Goldstein of Goldstein and Associates (*Actuary*), Mr. Robert Kochis of The Townsend Group (*Real Estate Investment Consultant*), and various observers and staff members.

PUBLIC PARTICIPATION

Presentation by George Eddings

Mr. George Eddings, a retired teacher, requested that his pension be backdated to July 1999 in accordance with a CPS settlement agreement instead of December 1999. Mr. Eddings stated that he won a wrongful discharge lawsuit against CPS which entitled him to return to work. He claimed because CPS did not fulfill the terms of the settlement agreement he was not able to make a pension contribution until November 1999, resulting in him not qualifying for pension benefits under the ERO until December 1999.

Mr. Eddings provided a copy of the settlement agreement to the Fund’s attorney for review. The attorney will follow up with staff and Mr. Eddings.

Presentation by Louis N. Pyster

Mr. Louis N. Pyster, a retired teacher, expressed that investment managers should not be considered for CTPF investment opportunities if their subsidiaries have a relationship or affiliation with CTPF. Mr. Pyster suggested that an investment manager who is to be considered for a CTPF allocation today not be selected due to his belief that there is a conflict of interest.

Mr. Carrero stated for the record that investment decisions are not based on relationships. He stated that the Board makes investment decisions based on performance.

Presentation by Dion Smith

Mr. Dion Smith, Deputy Chief Fiscal Officer of CPS, informed the Board that CPS has filed a lawsuit against the State of Illinois seeking a declaratory judgment that disparity between the state’s funding for TRS and CTPF is invalid under the Illinois Constitution.

APPROVAL OF MINUTES

Minutes of Regular Board Meeting on February 13, 2008

Approved

A motion was made by Mr. Carrero, seconded by Ms. Otero, and unanimously passed, to approve the minutes of the Regular Board Meeting on February 13, 2008.

REPORT OF THE ACTUARY

**Actuarial Reports Presented Pursuant to
GASB Statements No. 25 and No. 43**

Mr. Sandor Goldstein of Goldstein and Associates reported that he prepared two actuarial reports in accordance with GASB Statements No. 25 and No. 43. Mr. Goldstein reported that pursuant to GASB Statement No. 25 for pension benefits provided by the Fund, the total actuarial liability is \$14,677,184,345, the actuarial value of assets is \$11,759,699,063, and the funded ratio is 80.1%. He reported that pursuant to GASB Statement No. 43 for retiree health insurance benefits provided by the Fund, the total actuarial liability is \$2,022,007,643, the actuarial value of assets is \$47,401,758, and the funded ratio is 2.3%.

REPORT OF THE COMMITTEE ON PENSION LAW AND RULES

February 28, 2008 Committee Report Presented

Chairperson Reilly presented the February 28, 2008 Committee Meeting report (see Exhibit A).

A motion was made by Mr. Carrero, seconded by Mr. Ward, and unanimously passed, to accept the recommendations of the Committee as presented in the report of the February 28, 2008 Committee Meeting.

REPORT OF THE REAL ESTATE INVESTMENT CONSULTANT

Review of International Real Estate Investment Initiative in Asia

Mr. Robert Kochis of The Townsend Group reviewed the Fund's international real estate investment initiative. Townsend is recommending a \$40 million commitment in Asian private real estate investments. Mr. Kochis reported that 48 Asia-focused real estate funds are currently offered for investment. He indicated that Townsend completed 3 due diligence trips to Asia seeking candidates for the investment. Townsend recommended that Merrill Lynch, CPI Capital Partners, and AIG Investments be considered for the allocation of up to \$40 million. The 3 managers will be interviewed at today's meeting.

Presentations by Asian Real Estate Investment Managers

Representatives from AIG Investments, Merrill Lynch, and CPI Capital Partners made presentations to the Board of Trustees on their respective Asian real estate funds. The managers addressed questions raised by the Trustees and Fund counsel.

Townsend reviewed the strengths and weaknesses of each manager and addressed questions raised by the Trustees.

REPORT OF THE PRESIDENT

Presentation of Service Awards

President O'Brill presented awards to Mr. James Cosme in recognition of his outstanding service and dedication as Trustee of the Public School Teachers' Pension and Retirement Fund of Chicago from 2006-2007 and Ms. Mary Hanson in recognition of her outstanding service and dedication as Trustee of the Public School Teachers' Pension and Retirement Fund of Chicago from 2005-2007.

Ms. Reilly left the meeting following the awards presentation.

CONTINUATION OF REPORT OF THE REAL ESTATE INVESTMENT CONSULTANT

Motion to Select CPI Capital Partners for Asian Real Estate Investment Failed

A motion was made by Ms. Nelson, seconded by Mr. Ward, to select CPI Capital Partners for an Asian real estate investment allocation of \$40 million. Discussion ensued. The motion failed by the following vote:

Ayes: Ms. Goff, Ms. Nelson, Mr. Ward, Ms. Williams—4.

Nays: Mr. Carrero, Ms. Davis, Mr. Kotis, Mr. O'Brill, Ms. Otero, Ms. Rodriguez—6.

Merrill Lynch Selected for Asian Real Estate Investment

A motion was made by Ms. Rodriguez, seconded by Ms. Otero, to select Merrill Lynch for an

Asian real estate investment allocation of \$40 million. The motion passed by the following vote:

Ayes: Mr. Carrero, Ms. Davis, Ms. Goff, Mr. Kotis, Mr. O’Brill, Ms. Otero, Ms. Rodriguez, Mr. Ward—8.

Abstentions: Ms. Nelson, Ms. Williams—2.

Townsend Group Proposal to Manage Real Estate Emerging Manager Program

The Townsend Group presented a proposal to manage a real estate emerging manager program for the Fund. Mr. Kochis addressed questions raised by the Trustees and the Fund’s attorney related to potential conflicts of interest and fiduciary responsibility.

The Trustees expressed that they would like to investigate the concept of a real estate emerging manager of manager program, including a formal RFP process.

Ms. Rodriguez stated for the record that she commends Mr. Huber and Mr. Kochis for their efforts in incorporating an emerging manager of manager program in the real estate portfolio.

REPORT OF THE PRESIDENT CONTINUED

Presentation of Service Award

President O’Brill presented an award to Mr. Vaughn J. Barber in recognition of his outstanding service and dedication as Trustee of the Public School Teachers’ Pension and Retirement Fund of Chicago from 2005-2007.

REPORT OF THE COMMITTEE ON INVESTMENTS

March 6, 2008 Investment Committee Meeting Report Approved

Chairperson O’Brill presented the March 6, 2008 Investment Committee report (see Exhibit B).

Mr. Kevin Huber reviewed with the Trustees the CPS presentation regarding an auction-rate securities investment portfolio owned by CPS. They presented a list of securities held in the portfolio and recommended that the Board of Trustees consider an investment opportunity. They reported that they believe it is a good time to invest in such a strategy due to the current dislocations in the market. CPS would like CTPF to speak with the Fund managers to consider participating in the overall market. Trustee Carrero stated for the record, that CPS was not implying that CTPF should rush into any investment but only an opportunity to consider. Discussion ensued.

Mr. Huber reviewed with the Trustees the educational session presented by Mercer Investment Consulting.

A motion was made by Mr. O’Brill, seconded by Ms. Rodriguez, and unanimously passed, to approve the March 6, 2008 Investment Committee Report.

March 7, 2008 First Friday Manager Meetings Report Approved

Chairperson O'Brill presented the report of the First Friday Manager Meetings on March 7, 2008 (see Exhibit C).

A motion was made by Mr. Carrero, seconded by Mr. O'Brill, and unanimously passed, to approve the March 7, 2008 First Friday Manager Meetings Report.

Minority Brokerage Report

Mr. Huber reviewed with the Trustees the minority brokerage report dated January 1 through December 31, 2007. Mr. Huber informed the Trustees that UBS, Progress, Lazard, Morgan Stanley, Acadian, and Lehman are not in compliance with the brokerage policy. The managers were then evaluated throughout the course of the year. Mr. Huber stated UBS, Lazard, and Acadian continued to fail. Progress, Morgan Stanley, and Lehman passed the goal. Further evaluation was conducted evaluating their progress last year, and Progress, Lehman, Morgan Stanley, and Lazard were in compliance, UBS continued to fail, and Acadian was not applicable since they were hired last year. Mr. Huber addressed questions raised by Trustees.

The Trustees directed Mr. Huber to invite Acadian and UBS to an upcoming Board meeting for presentation. Lazard was in compliance in 2006 although, they were not in compliance in 2007. The Trustees recommended Mr. Huber send a formal letter to Lazard informing them of their failed brokerage.

REPORT OF THE PRESIDENT CONTINUED

Leave Policy Matter

Mr. Huber updated the Trustees on the Chicago Public School's and the Chicago Teachers Union's views of the Trustees' attendance at First Friday meetings and the importance of the meetings. Mr. Huber addressed questions regarding the leave policy raised by the Trustees. Discussion ensued.

REPORT OF THE EXECUTIVE DIRECTOR

George Eddings Matter

Mr. George Eddings, a retired teacher addressed the Board of Trustees during public participation. He requested that his pension benefit be backdated to July 1999 to correspond with the CPS settlement agreement. Fund counsel will review the documents and will address the matter at the April or May Board Meeting.

To Deny Sheila L. Hart's Request for a Pension Adjustment Retroactive to 1994 Approved

Following discussion, a motion was made by Mr. Carrero, seconded by Mr. Kotis, to deny Sheila L. Hart's request for a pension adjustment retroactive to 1994, in accordance with the authority given by the pension code and made a final administrative agency decision.

The motion passed by the following vote:

Ayes: Mr. Carrero, Ms. Davis, Ms. Goff, Mr. Kotis, Ms. Nelson, Mr. O'Brill, Ms. Otero, Ms. Rodriguez, Ms. Williams-9.

Nays: None.

Abstentions: Mr. Ward-1.

Leave Policy Matter

The Trustees further discussed the leave policy matter and indicated the leave policy matter should be revisited with the Chicago Teachers Union. Discussion ensued.

Mr. Carrero left the meeting.

Senate Select Hearings

Mr. Huber informed the Trustees that the Senate Select Hearings have been rescheduled to April 21 and April 22, 2008.

To Remove Option from Lease to Rent 3200 Square Feet Next Door Approved

Mr. Huber informed the Trustees that when the lease was structured at 203 North LaSalle Street, he structured the ability to rent 3200 square feet next door. He informed the Trustees that the Fund will not need the space. The building has offered the CTPF \$30,000 to remove the option from the CTPF's lease.

A motion was made by Ms. Rodriguez, seconded by Ms. Williams, and unanimously passed, to remove the option to rent from the CTPF's lease, and to accept the building's offer of \$30,000 to the CTPF upon leasing the space.

Ms. Reilly returned to the meeting.

To Deny Debra List's Request for a Retroactive Pension Adjustment Approved

Ms. Patricia Hambrick, Chief Operating Officer discussed with the Trustees a request received from Debra List a retired teacher. Ms. List requested an adjustment of her actual pension amount to an estimated pension amount. The Fund acknowledged making an error in Ms. List's pension estimate. She was informed that the Fund does not have the authority to pay a pension based on more service credit or salary than actually earned. For that reason, an adjustment to her pension is not possible.

A motion was made by Ms. Davis, seconded by Ms. Rodriguez, and unanimously passed, to deny Debra List's request for a retroactive pension adjustment and to make it a final administrative decision.

CPS Payroll Update

Ms. Hambrick updated the Trustees on the current status of the CPS payroll issues. Ms. Hambrick informed the Trustees that CPS is going to send CTPF transmittals through fiscal year 2008, and CTPF will do the detail analysis of the data. She informed the Trustees that the Fund may require additional staff to be able to review the data in a reasonable amount of time.

REPORT OF THE ATTORNEY

CTPF Lead Plaintiff in Well Care Case Granted

Mr. Joseph Burns of Jacobs, Burns, Orlove, Stanton and Hernandez informed the Trustees that the petition of the CTPF along with a few other funds was granted. The CTPF is now lead plaintiff in the Well Care securities fraud case.

Petition to be Lead Plaintiff in Ambac Case Approved

A motion was made by Ms. Reilly, seconded by Ms. Rodriguez, and unanimously passed, to approve the CTPF's petition to be lead plaintiff in the Ambac securities fraud case.

NEW BUSINESS

Finance and Audit Committee Meeting Scheduled

Chairperson Otero scheduled a Finance and Audit Committee Meeting on Thursday, April 3, 2008 at 3:30 p.m.

Personnel and Service Providers Committee Meeting Scheduled

Chairperson Nelson scheduled a Personnel and Service Providers Committee Meeting on Monday, April 28, 2008 at 3:45 p.m.

EXECUTIVE SESSION


A motion was made by Ms. Reilly, seconded by Ms. Rodriguez, and unanimously passed, to go into executive session for the purpose of considering litigation. The executive session lasted from 3:28 p.m. to 3:37 p.m.

A motion was made by Ms. Rodriguez, seconded by Ms. Otero, and unanimously passed, to return to open session.

ADJOURNMENT

On a motion by Ms. Rodriguez, seconded by Ms. Goff, and unanimous vote, the meeting adjourned at 3:37 p.m.

Respectfully submitted,



Nancy Williams
Recording Secretary

REPORT OF THE PROCEEDINGS
OF THE

Board of Trustees

OF THE

**Public School Teachers' Pension and
Retirement Fund of Chicago**

Executive Session – Official Report
Thursday, March 13, 2008

An executive session of the Board of Trustees of the Public School Teachers' Pension and Retirement Fund of Chicago was held Thursday, March 13, 2008.

The President Mr. O'Brill, called the meeting to order at 3:28 p.m. with the following members present: Ms. Davis, Ms. Goff, Mr. Kotis, Ms. Nelson, Mr. O'Brill, Ms. Otero, Ms. Reilly, Ms. Rodriguez, Ms. Williams-9.


Members Absent: Mr. Carrero, Dr. Pilditch, Mr. Ward-3.

Also in attendance were Mr. Joseph Burns of Jacobs, Burns, Orlove, Stanton and Hernandez (*Legal Counsel*) Mr. Kevin Huber (*Executive Director*), Ms. Patricia A. Hambrick (*Chief Operating Officer*).

Discussion ensued regarding litigation matters. No action was taken.

There being no further business, the executive session adjourned at 3:37 p.m.

Respectfully submitted,



Nancy Williams
Recording Secretary

EXHIBIT A

Pension Law and Rules Committee Meeting

Recommendations/Actions

February 28, 2008, 3:43 p.m. – 5:08 p.m.

Attendees: Trustees – Committee Chairperson Ms. Mary Sharon Reilly, Mr. Alberto A. Carrero, Jr., Ms. Linda Goff, Mr. Chris Kotis, Ms. Lois Nelson, Ms. Reina Otero, Mr. James F. Ward, Ms. Nancy Williams-8.

Staff and Consultants – Mr. Kevin Huber, Ms. Patricia Hambrick, Mr. Henry P. Anselmo of Anselmo and Associates, Mr. Eugene M. Barnes of E.M. Barnes and Associates.

Prioritization of the 2008 Legislative Agenda

Chairperson Reilly presented the proposed legislative agenda for 2008 and projected costs. The committee reviewed the bills and classified their priority. Lobbyists Barnes and Anselmo assisted the committee and addressed questions regarding the bills. Currently, these bills are in the Rules Committee. Discussion ensued.

Chairperson Reilly distributed to the committee a copy of the CTU's 2008 legislative program. A few of their bills are also on CTPF's agenda with different bill numbers and sponsors.

Recommendations/Actions

The committee recommended the following proposals be classified as first priority items:

- HB4271 5+5 Early Retirement Incentive Program
- HB4300 Additional tax levy of .1%
- HB4301 Provide pension fund survivor benefits to domestic partners
- HB4335 Allow 2.2 benefit for all teachers without the cost to upgrade; allow refunds of 2.2 upgrade costs to all teachers
- HB4340 Provide for all income earned to be pensionable effective 7-1-2008
- HB4342 Increases the maximum total payments for health insurance rebate to \$75 million
- HB4344 Health insurance rebate of 75%, no cap

The committee recommended the following proposals be classified as second priority items:

- HB4273 Provide for a service retirement pension for members with 10 or more years and a minimum age of 60 years
- HB4275 2.4 pension formula
- HB4276 Automatic annual increase of 3% beginning one year following retirement
- HB4298 Provide for ad-hoc lite increase for those on pension prior to 1980
- SB1898 Provide for dependent beneficiary (parent or disabled child) eligibility for a survivor pension

The committee recommended the following proposals be classified as third priority items:

- HB4272 Provide 80% maximum pension percentage
- HB4286 Provide minimum survivor benefit payable upon death of teacher or pensioner which occurred prior to 12/31/86

- HB4343 Provide a minimum pension of \$18,000 per year plus the automatic annual increase to pensioners who retired with 20 or more years of service

The committee recommended the following proposals be removed from the legislative agenda:

- HB4274 Provide for all income earned to be pensionable effective 7-1-1999
- HB4299 Restore the local property tax collection to the pension fund
- HB4336 Increase the maximum number of sick days used to compute additional pension credit to 315 days
- HB4341 85% maximum rebate, \$65 million cap

The committee asked the lobbyists to obtain the names of the groups who are supporting the same bills as CTPF.

On a motion by Mr. Ward, seconded by Ms. Otero, and by unanimous vote, the meeting was adjourned at 5:08 p.m.

EXHIBIT B

Investment Committee Meeting

Recommendations/Actions

March 6, 2008, 3:41 p.m. – 5:43 p.m.

Attendees: Trustees – Board President and Committee Chairman Mr. John F. O’Brill, Mr. Alberto A. Carrero, Jr., Ms. Linda S. Goff, Ms. Lois Nelson, Ms. Reina Otero, Ms. Mary Sharon Reilly, Mr. James F. Ward—7.

Staff and Consultants: Mr. Kevin Huber, Executive Director, Ms. Patricia Hambrick, Chief Operating Officer, Mr. Joseph Burns of Jacobs, Burns, Orlove, Stanton & Hernandez, Ms. Kristin Finney-Cooke, Mr. Douglas J. Kryscio and Mr. Patrick Silvestri of Mercer Investment Consulting.

Public Participation

Mr. Dion Smith, Mr. Steven Biedermann, Mr. David Bryant, and Ms. Sandra DeAngelus of the Chicago Public Schools presented information regarding an auction-rate securities investment portfolio owned by CPS. They presented a list of securities held in the portfolio and recommended that the Board of Trustees consider an investment opportunity. They reported that they believe it is a good time to invest in such a strategy due to the current dislocations in the market. CPS representatives addressed questions raised by the committee.

Recommendations/Actions

The committee will present to the full Board the details of the auction-rate securities investment opportunity as presented by CPS at the next Board meeting. The Fund’s investment consultant and legal counsel will give a perspective on the product.

Investment Education

Mercer gave an educational presentation covering currency management, active extension (130/30), portable alpha, and hedge fund investments. They addressed questions raised by the committee.

Recommendations/Actions

Mercer will continue to provide education to the Board on hedge fund investing and will report back with an asset allocation analysis. The Board continues to use the Management and Mercer’s “first Friday” meetings as a vehicle for further education on hedge funds and other investment opportunities.

City of Chicago Committee on Finance Request for Asset Backed Securities Report

Mr. Huber reported that the City of Chicago’s Committee on Finance requested that all city pension funds provide a report on exposure of any collateralized debt obligations, structured investment vehicles, collateralized mortgage obligations and/or other structured investment products backed directly or indirectly by mortgage assets.

Recommendations/Actions

Mercer presented a memorandum including the data compiled per the City’s request. The information will be provided to the City of Chicago’s Committee on Finance.

Adjournment

On a motion by Ms. Otero, seconded by Mr. Carrero, and by unanimous vote, the meeting adjourned at 5:43 p.m.

EXHIBIT C

Investment Committee Informal Meeting

Recommendations/Actions

March 7, 2008

Attendees: Trustees: CTPF Trustees: President John F. O’Brill, Alberto A. Carrero Jr., Chris Kotis, Mary Sharon Reilly, and James F. Ward; Staff and Consultants: Kevin Huber of CTPF and Patrick Silvestri of Mercer.

At the June 20, 2006 Board meeting, Trustees were encouraged to attend Management and Mercer’s “first Friday” of every month meetings with investment managers and service providers. These meetings provide access to ANY investment service provider that would like to meet with management and Mercer and have a product that is potentially beneficial to the Fund. The attendees met with the following investment service providers on March 7, 2008:

- 9:30 Cohen, Milstein, Hausfeld, and Toll – Presented their qualifications for securities litigation monitoring and requested to be considered as one of CTPF’s preferred vendors. They have an office and dedicated staff in Chicago that focuses on representing clients in securities class actions.
- 10:15 Credit Suisse – Presented their private equity fund of fund manager program that consists of both emerging and minority/female owned managers. They have invested over \$1B in the minority/female space since 1999.
- 11:00 Advanced Equities – They are a private equity agent that arranges for pension funds to provide later stage equity to venture capital firms. They do not manage the money, but provide for the late seed capital for top tier venture funds that received early stage funding from the top private equity firms through creating access to pension funds and institutional investors.
- 11:45 Davis, Hamilton, Jackson and Associates – Presented their core fixed income portfolio for consideration. They manage \$2.3B with 60% of the assets being public fund assets. They are highly focused on risk controls and attempt to outperform the benchmark by very little amounts, net of fees.
- 12:30 Silver Creek Capital - They are a fund of hedge fund manager that has \$9B in assets under management with \$300 million contributed by the employees. They have \$6B in a low volatility strategy that has a net return of 10.5% (net of fees) since inception in 1994 with low tracking error. The goal return is between 5-9% over the 90 day treasuries. They put together a diversified portfolio of hedge fund managers and then put their own hedge on these managers.

The attendees listened to the respective presentations and asked questions of each service provider.

REPORT OF THE PROCEEDINGS
OF THE

Board of Trustees

OF THE

**Public School Teachers' Pension and
Retirement Fund of Chicago**

Regular Meeting — Official Report
Tuesday, April 15, 2008

A regular meeting of the Board of Trustees of the Public School Teachers' Pension and Retirement Fund of Chicago was held Tuesday, April 15, 2008.

The President, Mr. John F. O'Brill, called the meeting to order at 10:02 a.m.

ROLL CALL

Members present: Mr. Carrero, Ms. Nelson, Mr. O'Brill, Ms. Otero, Dr. Pilditch, Ms. Reilly, Ms. Rodriguez, Mr. Ward, Ms. Williams—9.

Members absent: Ms. Davis, Ms. Goff, Mr. Kotis—3.

Mr. Kotis arrived during the report of the Real Estate Investment Consultant. Ms. Goff arrived during the report of the Investment Consultant.

Also in attendance were Mr. Kevin Huber (*Executive Director*), Ms. Patricia Hambrick (*Chief Operating Officer*), Ms. Anita Tanay of Jacobs, Burns, Orlove, Stanton and Hernandez (*Legal Counsel*), Mr. Robert Kochis of The Townsend Group (*Real Estate Investment Consultant*), Mr. Douglas Kryscio and Mr. Patrick Silvestri of Mercer Investment Consulting (Investment Consultant), and various observers and staff members.

PUBLIC PARTICIPATION

Presentation by Louis N. Pyster

Mr. Louis N. Pyster, a retired teacher, requested that an adjustment be made to the proposed minutes of the Special Meeting on March 13, 2008 that reflects his Public Participation comments regarding prospective CTPF investment managers.

Mr. Pyster expressed that he believes a CPS policy to limit the number of days CTPF Trustees can apply for a leave of absence before being required to seek approval from their principals should be reevaluated. Mr. Pyster commented that he believes the policy is discriminatory because only teacher-Trustees need leaves of absences. He suggested that the number of monthly CTPF First Friday meetings with prospective investment managers and Mercer be reduced and that those managers make their presentations during the monthly Board meetings. He also suggested that Trustees consider attending some educational conferences during periods when schools are not in session.

APPROVAL OF MINUTES

Minutes of Special Board Meeting on March 13, 2008 and Minutes for Release of Executive Sessions, January 2006-July 2007 Approved

A motion was made by Mr. Carrero, seconded by Ms. Otero, and unanimously passed, to approve the minutes of the Special Board Meeting on March 13, 2008 and the minutes for release of Executive Sessions, January 2006-July 2007.

REPORT OF THE REAL ESTATE INVESTMENT CONSULTANT

Review of Quarterly Performance Report

Mr. Robert Kochis of The Townsend Group reviewed the quarterly performance report for the period ending December 31, 2007. Mr. Kochis reported that the real estate program is divided into two sub-portfolios: private equity real estate and public real estate securities. He reported that for the quarter ended December 31, 2007, the Fund's real estate generated returns of -1.2% (net of fees). He reported that the portfolio continues to outperform its custom index on a gross basis over all time periods. Performance net of fees has been less consistent, with periods of underperformance. Mr. Kochis reported that over the long run, the diversity between the public and private real estate portfolios will result in better performance for the real estate program overall.

Review of International Real Estate Investment Initiative Pan-European Manager Search

Mr. Kochis reported that at the May 13, 2008 Board Meeting, three candidates will be interviewed for a Pan-European fund investment of up to \$40 million. He reported that Townsend completed due diligence which included interviews with key individuals, site visits in Europe, and analysis of performance and fund governing documents. Mr. Kochis recommended that the following candidates be interviewed: Europa Fund III, Blackstone Europe III, and CB Richard Ellis European Fund IV.

Pan-European Manager Candidates Approved

A motion was made by Ms. Rodriguez, seconded by Mr. Ward, and unanimously passed, to accept the recommendation of Townsend to interview Europa Fund III, Blackstone Europe III, and CB Richard Ellis European Fund IV for a Pan European investment of up to \$40 million.

REPORT OF THE INVESTMENT CONSULTANT

Watch List Presentations by Investment Managers

Representatives from MFS Investment Management and New Amsterdam Partners made presentations to the Board to address issues of underperformance in accordance with the Fund's watch list procedures. The managers addressed questions raised by the Trustees and Mercer.

Minority Brokerage Noncompliance Presentations by Investment Managers

Representatives from UBS Global Asset Management and Acadian Asset Management made presentations to the Board to address issues of noncompliance with the Fund's brokerage policy. The managers addressed questions raised by the Trustees and Mercer.

Review of Hedge Fund Impact on Portfolio

Mr. Douglas Kryscio and Mr. Patrick Silvestri of Mercer Investment Consulting reported that the 2007-08 investment plan approved by the Board determined that one of its goals will be to evaluate opportunities that may increase portfolio diversification, which would reduce the overall risk of the plan. Per the direction of the Board, Mercer presented and reviewed an analysis of the impact Hedge Funds would have on the current portfolio. They addressed questions raised by the Board.

Mercer Directed to Provide List of Hedge Fund Candidates

A motion was made by Mr. Ward, seconded by Ms. Rodriguez, and unanimously passed, to direct Mercer to provide a list of recommended Hedge Fund candidates with a fund of fund approach for interviews.

Discussion of Lowering Interest Rate Assumption

Mr. Ward commented that given the projections of the Fund's current portfolio as outlined by the Fund's investment consultants, the Trustees should consider lowering the interest rate assumption.

Motion to Lower Interest Rate Assumption

A motion was made by Mr. Ward, seconded by Ms. Reilly, to instruct the Fund's actuary to use a 7.75% interest rate assumption for all calculations at the earliest possible implementation.

Discussion ensued regarding having an analysis prepared by the Fund's actuary to determine the impact of lowering the interest rate assumption.

Motion to Lower Interest Rate Assumption Deferred

A motion was made by Mr. Carrero, seconded by Ms. Rodriguez, to defer the preceding motion to the next Board meeting, and to immediately communicate with the Fund's actuary an instruction to prepare an analysis for the next Board. The motion passed by the following vote:

Ayes: Mr. Carrero, Mr. Kotis, Ms. Nelson, Mr. O'Brill, Ms. Otero, Dr. Pilditch, Ms. Reilly, Ms. Rodriguez, Ms. Williams—9.

Nays: Ms. Goff, Mr. Ward—2.

REPORT OF THE COMMITTEE ON INVESTMENTS

April 4, 2008 First Friday Manager Meeting Report Presented

Chairperson O'Brill presented the report of the "First Friday" Meeting on April 4, 2008 (see Exhibit A attached).

April 8, 2008 Investment Committee Meeting Report Presented

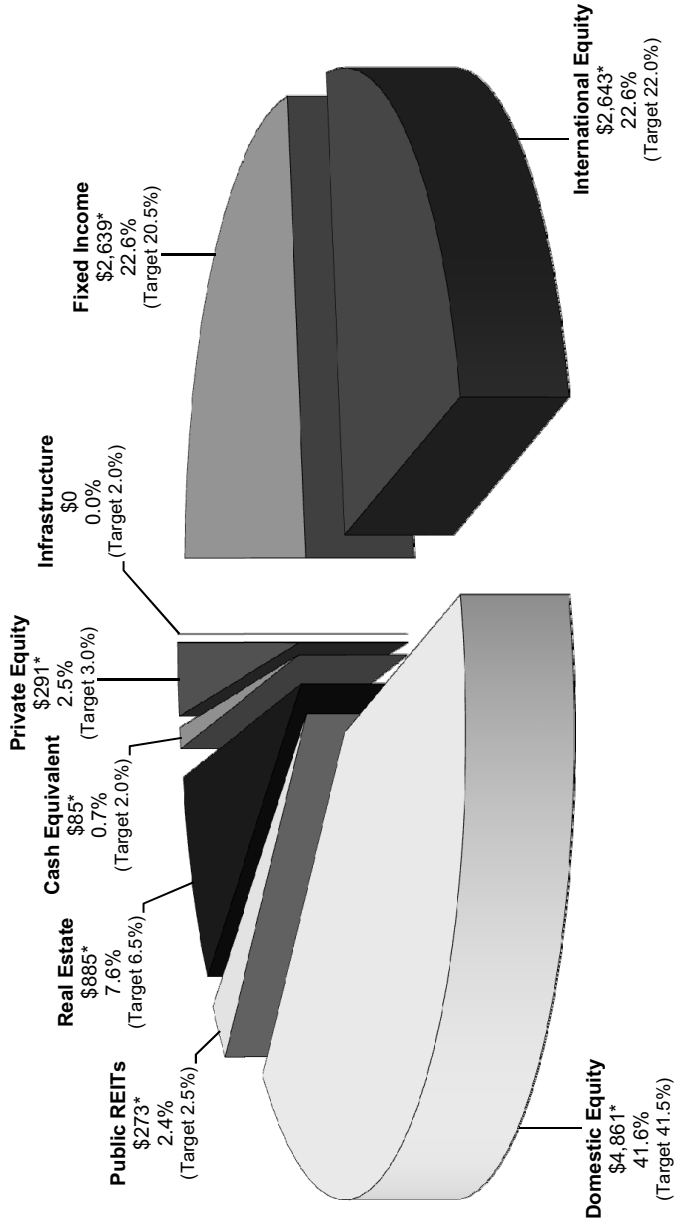
Chairperson O'Brill presented the report of the Investment Committee Meeting of April 8, 2008 (see Exhibit B attached).

Investment Committee Reports

Chairperson O'Brill recommended that the following reports be recorded in the proceedings of this meeting:

1. Allocation Overview
2. Investment Summary by Manager
3. Manager Activity Summary Report
4. Manager Fee Analysis
5. Asset Allocation Analysis
6. Actual Allocation vs. Policy Targets
7. Minority and Female Owned Investment Managers

**PUBLIC SCHOOL TEACHERS' PENSION AND RETIREMENT FUND OF CHICAGO
ALLOCATION OVERVIEW
as of February 29, 2008**



* in millions

**INVESTMENT SUMMARY BY MANAGER
FEBRUARY 28, 2007 THROUGH FEBRUARY 29, 2008**

| EQUITY | FAIR VALUE 2/29/2008 | FAIR VALUE 6/30/2007 | FAIR VALUE 2/28/2007 | % CHANGE IN MV 8 Months | % CHANGE IN MV 12 Months | CASH OR SHORT-TERM | % OF CASH |
|---------------------------|-------------------------|-------------------------|-------------------------|----------------------------|-----------------------------|-----------------------|--------------|
| Domestic | | | | | | | |
| Ariel | \$ 187,691,195 | \$ 237,911,268 | \$ 227,263,166 | -21.1% | -17.4% | \$ 17,613,299 | 9.4% |
| Attucks | 126,290,060 | 140,154,994 | 130,076,706 | -9.9% | -2.9% | 3,526,254 | 2.8% |
| Chicago Equity | 148,024,771 | 180,341,078 | 187,369,905 | * | * | 524,296 | 0.4% |
| DFA | 87,919,750 | 112,802,044 | 108,462,187 | * | * | — | 0.0% |
| Fidelity | — | 323,809,104 | 302,327,286 | * | * | — | 0.0% |
| Harris | 251,254,944 | 278,950,454 | 258,299,445 | -9.9% | * | 722,807 | 0.3% |
| Holland | 129,685,928 | 142,344,680 | 130,967,275 | -8.9% | -1.0% | 554,893 | 0.4% |
| J&W Seligman | 240,283,288 | 292,858,330 | 275,740,467 | -18.0% | * | 13,294,238 | 5.5% |
| Lombardia | 122,899,607 | 139,835,715 | 132,088,933 | -12.1% | * | 295,262 | 0.2% |
| Lynmar Capital | 99,433,458 | 57,542,356 | 53,916,403 | * | * | 2,801,856 | 2.8% |
| New Amsterdam | 260,129,054 | 294,739,206 | 277,525,796 | -11.7% | -6.3% | 5,441,221 | 2.1% |
| NTGI 500 | 972,453,554 | 1,257,060,822 | 1,495,102,815 | * | * | 4,359,472 | 0.4% |
| NTGI Midcap | 197,347,889 | 221,878,112 | 272,386,689 | * | * | — | 0.0% |
| NTGI Smallcap | 432,313,154 | 522,740,827 | 590,581,714 | * | * | 13,530,585 | 3.1% |
| NTGI Mgr of Mgrs | 125,862,718 | 142,830,601 | 133,101,825 | -11.9% | -5.4% | — | 0.0% |
| Piedmont | 154,854,537 | 118,379,868 | 108,282,279 | * | * | 1,426,698 | 0.9% |
| Progress | 128,220,854 | 144,259,893 | 134,410,270 | -11.1% | -4.6% | 2,842,295 | 2.2% |
| RhumbLine Russell 1000 | 360,070,963 | 402,739,738 | — | * | * | 438,762 | 0.1% |
| RhumbLine Ru. 1000 Growth | 266,054,974 | — | — | * | * | 641,438 | 0.2% |
| RhumbLine Russell 2000 | 83,622,389 | 101,343,450 | — | * | * | 752,843 | 0.9% |
| UBS Global Equity | 239,903,452 | 288,648,926 | 271,549,812 | -16.9% | * | 5,771,144 | 2.4% |
| Waddell & Reed | 180,498,690 | 318,491,444 | 292,700,747 | * | * | 22,058,693 | 12.2% |
| Zenna Financial | — | 44,045 | 59,682,267 | * | * | — | 0.0% |
| Zevenbergen | 64,988,068 | 71,451,200 | 64,725,219 | -9.0% | 0.4% | 1,853,091 | 2.9% |
| NTGI—transition | 143,967 | — | — | * | * | 12,787 | 8.9% |
| State Street—transition | 820,350 | — | — | * | * | 819,592 | 99.9% |
| Total | 4,860,767,614 | 5,791,158,155 | 5,506,561,206 | * | * | 99,281,526 | 2.0% |

**INVESTMENT SUMMARY BY MANAGER
FEBRUARY 28, 2007 THROUGH FEBRUARY 29, 2008**

| | FAIR VALUE 2/29/2008 | FAIR VALUE 6/30/2007 | FAIR VALUE 2/28/2007 | % CHANGE IN MV 8 Months | % CHANGE IN MV 12 Months | CASH OR SHORT-TERM | % OF CASH |
|-------------------------|-------------------------|-------------------------|-------------------------|----------------------------|-----------------------------|-----------------------|--------------|
| International | | | | | | | |
| Acadian | 387,966,662 | 436,747,105 | — | -11.2% | * | 807,143 | 0.2% |
| Brandywine | 187,970,148 | 204,815,172 | — | -8.2% | * | 10,233,887 | 5.4% |
| Earnest Partners | 107,253,724 | 108,364,913 | — | -1.0% | * | 10,620,030 | 9.9% |
| Lazard | 598,499,612 | 625,905,571 | 535,376,226 | -4.4% | * | 14,015,726 | 2.3% |
| MFS Advisors | 422,232,043 | 451,726,102 | 425,641,029 | -6.5% | * | 6,799,472 | 1.6% |
| Morgan Stanley | 549,495,890 | 792,870,733 | 733,270,164 | * | * | 23,518,998 | 4.3% |
| NTGI EAFE Growth Index | 188,280,895 | — | — | * | * | 1,005,960 | 0.5% |
| UIM | 102,977,686 | 109,039,739 | — | -5.6% | * | 5,585,360 | 5.4% |
| William Blair | 98,322,070 | 104,672,650 | — | -6.1% | * | 4,164,206 | 4.2% |
| Lambright-transition | — | 3 | 100,757,926 | * | * | — | 0.0% |
| State Street-transition | 16,795 | 866,823 | 848,990,603 | * | * | — | 0.0% |
| Total | 2,643,015,525 | 2,835,008,811 | 2,644,035,948 | * | * | 76,750,782 | 2.9% |
| Public REITs | | | | | | | |
| Adelante | \$ 74,181,640 | \$ 49,826,238 | \$ 66,260,252 | * | * | \$ 2,156,550 | 2.9% |
| Morgan Stanley | 129,158,700 | 111,611,490 | 120,067,274 | * | * | 2,887,602 | 2.2% |
| Urdang | 69,343,462 | 82,103,212 | 94,843,760 | * | * | 746,617 | 1.1% |
| Total | 272,683,802 | 243,540,940 | 281,171,286 | * | * | 5,790,769 | 2.1% |
| TOTAL EQUITY | 7,776,466,941 | 8,869,707,906 | 8,431,768,440 | * | * | 181,823,077 | 2.3% |

**INVESTMENT SUMMARY BY MANAGER
FEBRUARY 28, 2007 THROUGH FEBRUARY 29, 2008**

| | FAIR VALUE 2/29/2008 | FAIR VALUE 6/30/2007 | FAIR VALUE 2/28/2007 | % CHANGE IN MV 8 Months | % CHANGE IN MV 12 Months | CASH OR SHORT-TERM | % OF CASH |
|-----------------------------|-------------------------|-------------------------|-------------------------|----------------------------|-----------------------------|-----------------------|--------------|
| REAL ESTATE | | | | | | | |
| Capital Associates | 82,640 | 109,524 | 4,719,953 | * | * | - | 0.0% |
| Capri Select Income II | 24,234,143 | 21,444,875 | 17,518,042 | * | * | - | 0.0% |
| CB Richard Ellis | 32,767,691 | 39,626,342 | 38,809,241 | * | * | - | 0.0% |
| DV Urban | 5,739,188 | 3,190,744 | 3,636,287 | * | * | - | 0.0% |
| Fremont | 18,683,497 | 15,804,766 | 15,777,023 | * | * | - | 0.0% |
| Intercontinental | 40,427,593 | 40,178,129 | 38,243,566 | * | * | - | 0.0% |
| JP Morgan | 216,672,310 | 207,296,236 | 194,454,994 | * | * | - | 0.0% |
| Morgan Stanley (Lend Lease) | 3,897 | 3,897 | 3,897 | * | * | - | 0.0% |
| Morgan Stanley-Mezzanine | 3,503,260 | - | - | * | * | - | 0.0% |
| Olympus | 1,911,916 | 3,171,383 | 9,203,190 | * | * | - | 0.0% |
| PRISA I | 159,416,974 | 154,021,301 | 141,833,923 | * | * | - | 0.0% |
| PRISA II | 68,712,131 | 67,689,014 | 62,456,272 | * | * | - | 0.0% |
| RREEF | - | 322,340 | 753,082 | * | * | - | 0.0% |
| RREEF Global | 22,791,118 | 10,352,722 | 9,512,357 | * | * | - | 0.0% |
| UBS Realty Inv. | 198,966,108 | 193,285,680 | 179,416,393 | * | * | - | 0.0% |
| Urban America | 6,629,558 | 3,564,951 | 1,469,761 | * | * | - | 0.0% |
| Walton I | 975,583 | 980,653 | 850,014 | * | * | - | 0.0% |
| Walton II | 10,507,721 | 10,475,842 | 10,354,139 | * | * | - | 0.0% |
| Walton III | 8,752,508 | 9,355,348 | 8,458,655 | * | * | - | 0.0% |
| Walton IV | 34,972,794 | 34,630,707 | 39,038,981 | * | * | - | 0.0% |
| Walton V | 29,620,479 | 26,915,916 | 13,165,748 | * | * | - | 0.0% |
| TOTAL | 885,371,109 | 842,420,370 | 789,675,518 | * | * | - | 0.0% |

**INVESTMENT SUMMARY BY MANAGER
FEBRUARY 28, 2007 THROUGH FEBRUARY 29, 2008**

| | FAIR VALUE 2/29/2008 | FAIR VALUE 6/30/2007 | FAIR VALUE 2/28/2007 | % CHANGE IN MV 8 Months | % CHANGE IN MV 12 Months | CASH OR SHORT-TERM | % OF CASH |
|----------------------------|-------------------------|-------------------------|-------------------------|----------------------------|-----------------------------|-----------------------|--------------|
| PRIVATE EQUITY | | | | | | | |
| Adams Street | \$ 76,321,513 | \$ 85,430,731 | \$ 69,043,496 | * | * | \$ 668,019 | 0.9% |
| Harbourvest | 75,751,328 | 85,149,073 | 69,647,253 | * | * | 1,612,290 | 2.1% |
| Hispania | 1,092,739 | 1,167,994 | 879,187 | * | * | - | 0.0% |
| ICV Capital Partners | 1,304,503 | 815,774 | 867,088 | * | * | - | 0.0% |
| Mesirow-Fund I | 23,747,776 | 27,496,373 | 25,096,088 | * | * | - | 0.0% |
| Mesirow-Fund II | 33,001,950 | 34,551,900 | 28,835,849 | * | * | - | 0.0% |
| Mesirow-Fund IV | 3,200,000 | - | - | * | * | - | 0.0% |
| Mesirow-Capital VIII | 2,733,455 | 2,636,033 | 4,066,690 | * | * | - | 0.0% |
| Mesirow-Capital IX | 7,737,230 | 4,809,996 | 1,811,747 | * | * | - | 0.0% |
| Muller and Monroe | 6,487,259 | 4,857,214 | 3,591,646 | * | * | - | 0.0% |
| Palladium Partners | 2,936,653 | 2,854,973 | 1,512,560 | * | * | - | 0.0% |
| Pantheon III | 13,679,917 | 15,059,906 | 15,135,088 | * | * | - | 0.0% |
| Pantheon-Fund IV | 25,884,208 | 28,501,224 | 23,801,754 | * | * | - | 0.0% |
| Pantheon-Intl. | 13,182,346 | 14,980,287 | 12,534,517 | * | * | - | 0.0% |
| Pharos Capital | 3,488,392 | 3,216,319 | 2,948,241 | * | * | - | 0.0% |
| Syncom | 1,025,682 | 753,561 | 424,430 | * | * | - | 0.0% |
| TOTAL | 291,574,951 | 312,281,358 | 260,195,634 | * | * | 2,280,309 | 0.8% |
| FIXED INCOME | | | | | | | |
| Lehman Brothers | 408,522,755 | 398,329,007 | 407,370,728 | 2.6% | 0.3% | 28,943,512 | 7.1% |
| LM Capital | 65,869,615 | 62,294,307 | 63,698,276 | 5.7% | 3.4% | 495,835 | 0.8% |
| NTGI Fixed Income | 1,548,477,452 | 1,431,716,806 | 1,464,866,917 | 8.2% | 5.7% | 3,619,614 | 0.2% |
| Smith Graham | 58,014 | 62,559,378 | 64,232,804 | * | * | 58,436 | 100.7% |
| Taplin, Canida and Habacht | 118,541,386 | 119,652,717 | 122,212,532 | -0.9% | -3.0% | 6,583,087 | 5.6% |
| Western Asset Mgmt | 497,122,289 | 499,449,652 | 514,014,868 | -0.5% | -3.3% | 255,751,838 | 51.4% |
| TOTAL | 2,638,591,511 | 2,574,001,867 | 2,636,396,125 | * | * | 295,452,322 | 11.2% |

**INVESTMENT SUMMARY BY MANAGER
FEBRUARY 28, 2007 THROUGH FEBRUARY 29, 2008**

| | FAIR VALUE 2/29/2008 | FAIR VALUE 6/30/2007 | FAIR VALUE 2/28/2007 | % CHANGE IN MV 8 Months | % CHANGE IN MV 12 Months | CASH OR SHORT-TERM | % OF CASH |
|------------------------|-------------------------|-------------------------|-------------------------|----------------------------|-----------------------------|-----------------------|--------------|
| SHORT TERM | | | | | | | |
| Appropriation Acct. | 45,247,483 | 48,692,546 | 48,305,981 | * | * | 45,247,483 | 100.0% |
| Cash Equivalent | 39,372,752 | 150,673,471 | 41,937,446 | * | * | 39,372,752 | 100.0% |
| TOTAL | 84,620,235 | 199,366,017 | 90,243,427 | * | * | 84,620,235 | 100.0% |
| TOTAL PORTFOLIO | \$ 11,676,624,747 | \$ 12,797,777,518 | \$ 12,208,279,144 | * | * | \$ 564,175,943 | 4.8% |

MANAGER ACTIVITY SUMMARY REPORT
July 1, 2007 THROUGH February 29, 2008

| | FAIR VALUE 2/29/2008 | FAIR VALUE 6/30/2007 | PURCHASES | SALES | TURNOVER % |
|---------------------------|-------------------------|-------------------------|---------------|---------------|------------|
| EQUITY | | | | | |
| Domestic | | | | | |
| Ariel | \$ 187,691,195 | \$ 237,911,268 | \$ 51,787,785 | \$ 56,789,732 | 24.34% |
| Attucks | 126,290,060 | 140,154,994 | 75,642,538 | 73,720,774 | 55.34% |
| Chicago Equity | 148,024,771 | 180,341,078 | 128,695,246 | 127,677,015 | 77.77% |
| DFA | 87,919,750 | 112,802,044 | — | 284,345 | 0.28% |
| Fidelity | — | 323,809,104 | 35,221,438 | 35,981,992 | 21.75% |
| Harris | 251,254,944 | 278,950,454 | 88,974,853 | 89,409,472 | 33.56% |
| Holland | 129,685,928 | 142,344,680 | 44,519,670 | 44,148,178 | 32.46% |
| J&W Seligman | 240,283,288 | 292,858,330 | 257,910,022 | 261,316,525 | 96.75% |
| Lombardia | 122,899,607 | 139,835,715 | 66,551,886 | 66,912,800 | 50.66% |
| Lynmar Capital | 99,433,458 | 57,542,356 | 84,496,185 | 85,669,539 | 107.66% |
| New Amsterdam | 260,129,054 | 294,739,206 | 112,856,318 | 112,890,023 | 40.68% |
| NTGI 500 | 972,453,554 | 1,257,060,822 | 30,991,440 | 187,181,188 | 2.78% |
| NTGI Midcap | 197,347,889 | 221,878,112 | — | 12,450 | 0.01% |
| NTGI Smallcap | 432,313,154 | 522,740,827 | 51,461,176 | 12,848,329 | 2.69% |
| NTGI Mgr of Mgrs | 125,862,718 | 142,830,601 | 11,700,000 | 12,318,333 | 8.71% |
| Piedmont | 154,854,537 | 118,379,868 | 87,496,197 | 86,187,395 | 63.09% |
| Progress | 128,220,854 | 144,259,893 | 92,059,145 | 90,999,674 | 66.79% |
| RhumbLine Russell 1000 | 360,070,963 | 402,739,738 | 20,321,656 | 10,709,053 | 2.81% |
| RhumbLine Ru. 1000 Growth | 266,054,974 | — | 10,590,780 | — | 0.00% |
| RhumbLine Russell 2000 | 83,622,389 | 101,343,450 | 8,511,690 | 2,015,584 | 2.18% |
| UBS Global Equity | 239,903,452 | 288,648,926 | 61,108,278 | 51,327,164 | 19.42% |
| Waddell & Reed | 180,498,690 | 318,491,444 | 136,420,651 | 151,653,332 | 54.68% |
| Zenna Financial | — | 44,045 | — | — | 0.00% |
| Zevenbergen | 64,988,068 | 71,451,200 | 25,861,940 | 27,263,833 | 37.91% |
| NTGI- transition | 143,967 | — | 144,406,052 | 140,880,418 | N/A |
| State Street- transition | 820,350 | — | 254,706,097 | 296,899,388 | N/A |
| Total | 4,860,767,614 | 5,791,158,155 | 1,882,291,044 | 2,025,096,536 | |

MANAGER ACTIVITY SUMMARY REPORT
July 1, 2007 THROUGH February 29, 2008

| | FAIR VALUE 2/29/2008 | FAIR VALUE 6/30/2007 | PURCHASES | SALES | TURNOVER % |
|---------------------------|---------------------------------|---------------------------------|----------------------|----------------------|-------------------|
| International | | | | | |
| Acadian | 387,966,662 | 436,747,105 | 323,732,601 | 323,682,443 | 78.50% |
| Brandywine | 187,970,148 | 204,815,172 | 58,613,399 | 62,682,694 | 29.85% |
| Earnest Partners | 107,253,724 | 108,364,913 | 4,256,479 | 9,459,519 | 8.77% |
| Lazard | 598,499,612 | 625,905,571 | 126,857,622 | 109,803,091 | 17.94% |
| MFS Advisors | 422,232,043 | 451,726,102 | 82,756,678 | 85,693,114 | 18.94% |
| Morgan Stanley | 549,495,890 | 792,870,733 | 247,551,075 | 250,663,710 | 36.88% |
| NTGI EAFE Growth Index | 188,280,895 | — | 1,204,024 | 515,495 | 0.55% |
| UIM | 102,977,686 | 109,039,739 | 88,967,007 | 91,530,073 | 83.92% |
| William Blair | 98,322,070 | 104,672,650 | 60,564,688 | 61,986,965 | 59.67% |
| Lambright – transition | — | 3 | — | — | N/A |
| State Street – transition | 16,795 | 866,823 | — | — | N/A |
| Total | 2,643,015,525 | 2,835,008,811 | 994,503,573 | 996,017,105 | |
| Public REITs | | | | | |
| Adelante | 74,181,640 | 49,826,238 | 46,569,905 | 8,157,307 | 13.16% |
| Morgan Stanley | 129,158,700 | 111,611,490 | 105,858,595 | 52,314,250 | 43.46% |
| Urdang | 69,343,462 | 82,103,212 | 63,425,335 | 60,383,578 | 79.74% |
| Total | 272,683,802 | 243,540,940 | 215,853,834 | 120,855,135 | |
| TOTAL EQUITY | 7,776,466,941 | 8,869,707,906 | 3,092,648,452 | 3,141,968,777 | |
| FIXED INCOME | | | | | |
| Lehman Brothers | 408,522,755 | 398,329,007 | 1,589,008,976 | 1,570,982,473 | 389.41% |
| LM Capital | 65,869,615 | 62,294,307 | 17,620,192 | 16,787,462 | 26.20% |
| NTGI Fixed Income | 1,548,477,452 | 1,431,716,806 | 305,872,744 | 285,000,749 | 19.13% |

MANAGER ACTIVITY SUMMARY REPORT
July 1, 2007 THROUGH February 29, 2008

| | FAIR VALUE 2/29/2008 | FAIR VALUE 6/30/2007 | PURCHASES | SALES | TURNOVER % |
|-----------------------------|-------------------------|-------------------------|---------------|---------------|------------|
| Smith Graham | 58,014 | 62,559,378 | 171,058,460 | 182,169,691 | 546.36% |
| Taplin, Canida and Habacht | 118,541,386 | 119,652,717 | 67,613,671 | 50,114,438 | 42.08% |
| Western Asset Mgmt | 497,122,289 | 499,449,652 | 2,382,558,719 | 2,382,030,807 | 478.04% |
| TOTAL | 2,638,591,511 | 2,574,001,867 | 4,533,732,762 | 4,487,085,621 | |
| REAL ESTATE | | | | | |
| Capital Associates | \$ 82,640 | \$ 109,524 | \$ - | \$ - | N/A |
| Capri Select Income II | 24,234,143 | 21,444,875 | 3,584,000 | 160,000 | N/A |
| CB Richard Ellis | 32,767,691 | 39,626,342 | 1,497,000 | 12,346,439 | N/A |
| DV Urban | 5,739,188 | 3,190,744 | 3,017,708 | - | N/A |
| Fremont | 18,683,497 | 15,804,766 | 2,856,077 | - | N/A |
| Intercontinental | 40,427,593 | 40,178,129 | - | - | N/A |
| JP Morgan | 216,672,310 | 207,296,236 | - | 7,163,695 | N/A |
| Morgan Stanley (Lend Lease) | 3,897 | 3,897 | - | - | N/A |
| Morgan Stanley-Mezzanine | 3,503,260 | - | 3,554,425 | - | N/A |
| Olympus | 1,911,916 | 3,171,383 | 226,833 | 796,982 | N/A |
| PRISA I | 159,416,974 | 154,021,301 | - | 2,715,107 | N/A |
| PRISA II | 68,712,131 | 67,689,014 | - | 1,307,328 | N/A |
| RREEF | - | 322,340 | - | - | N/A |
| RREEF Global | 22,791,118 | 10,352,722 | 13,989,797 | 326,922 | N/A |
| UBS Realty Inv. | 198,966,108 | 193,285,680 | - | 1,016,547 | N/A |
| Urban America | 6,629,558 | 3,564,951 | 3,064,607 | - | N/A |
| Walton I | 975,583 | 980,653 | - | - | N/A |
| Walton II | 10,507,721 | 10,475,842 | - | - | N/A |
| Walton III | 8,752,508 | 9,355,348 | - | 394,729 | N/A |
| Walton IV | 34,972,794 | 34,630,707 | - | - | N/A |
| Walton V | 29,620,479 | 26,915,916 | 3,288,433 | - | N/A |
| TOTAL | 885,371,109 | 842,420,370 | 35,078,880 | 26,227,750 | |

MANAGER ACTIVITY SUMMARY REPORT
July 1, 2007 THROUGH February 29, 2008

| | FAIR VALUE 2/29/2008 | FAIR VALUE 6/30/2007 | PURCHASES | SALES | TURNOVER % |
|------------------------|-------------------------|-------------------------|------------------|------------------|------------|
| PRIVATE EQUITY | | | | | |
| Adams Street | 76,321,513 | 85,430,731 | 4,478,889 | 5,704,628 | N/A |
| Harbourvest | 75,751,328 | 85,149,073 | 1,400,000 | 4,841,053 | N/A |
| Hispania | 1,092,739 | 1,167,994 | - | - | N/A |
| ICV Capital Partners | 1,304,503 | 815,774 | 590,378 | - | N/A |
| Mesirow - Fund I | 23,747,776 | 27,496,373 | 800,000 | 4,400,000 | N/A |
| Mesirow - Fund II | 33,001,950 | 34,551,900 | 6,300,000 | 2,430,000 | N/A |
| Mesirow - Fund IV | 3,200,000 | - | 3,200,000 | - | N/A |
| Mesirow - Capital VIII | 2,733,455 | 2,636,033 | - | - | N/A |
| Mesirow - Capital IX | 7,737,230 | 4,809,996 | 2,800,000 | - | N/A |
| Muller and Monroe | 6,487,259 | 4,857,214 | 2,220,985 | 234,730 | N/A |
| Palladium Partners | 2,936,653 | 2,854,973 | 460,786 | 230,633 | N/A |
| Pantheon III | 13,679,917 | 15,059,906 | - | 635,546 | N/A |
| Pantheon - Fund IV | 25,884,208 | 28,501,224 | - | 1,498,639 | N/A |
| Pantheon - Intl. | 13,182,346 | 14,980,287 | 328,706 | 1,957,290 | N/A |
| Pharos Capital | 3,488,392 | 3,216,319 | 862,500 | 583,086 | N/A |
| Syncom | 1,025,682 | 753,561 | 1,689,089 | 1,304,411 | N/A |
| TOTAL | 291,574,951 | 312,281,358 | 25,131,333 | 23,820,017 | |
| SHORT TERM | | | | | |
| Appropriation Acct. | 45,247,483 | 48,692,546 | - | - | N/A |
| Cash Equivalent | 39,372,752 | 150,673,471 | 243,663 | - | N/A |
| TOTAL | 84,620,235 | 199,366,017 | 243,663 | - | |
| GRAND TOTAL | \$ 11,676,624,747 | \$ 12,797,777,518 | \$ 7,686,835,089 | \$ 7,679,102,165 | |

Note: Fair Value includes Cash and Cash Equivalents, A/P, A/R, and Accrual Income.

MANAGER FEE ANALYSIS AS OF FEBRUARY 29, 2008

| | MANAGER FEES 7/1- 2/29/08 | FAIR VALUE 02/29/2008 | ANNUAL FEE IN BASIS POINTS | FY 2007 MGR FEES |
|---------------------------|------------------------------|--------------------------|-------------------------------|---------------------|
| EQUITY | | | | |
| Domestic | | | | |
| Ariel | \$ 431,129 | \$ 187,691,195 | 34.46 | \$ 662,535 |
| Attucks | 615,724 | 126,290,060 | 73.13 | 851,753 |
| Chicago Equity | 279,410 | 148,024,771 | 28.31 | 482,114 |
| DFA | 344,549 | 87,919,750 | 58.78 | 559,866 |
| Fidelity * | 172,313 | — | N/A | 673,057 |
| Harris | 414,842 | 251,254,944 | 24.77 | 690,500 |
| Holland | 336,052 | 129,685,928 | 38.87 | 499,661 |
| J&W Seligman | 644,827 | 240,283,288 | 40.25 | 999,749 |
| Lombardia | 366,196 | 122,899,607 | 44.69 | 466,466 |
| Lynmar Capital * | 283,659 | 99,433,458 | 42.79 | 357,548 |
| New Amsterdam | 447,125 | 260,129,054 | 25.78 | 713,911 |
| NTGI 500 | 85,603 | 972,453,554 | 1.32 | 166,015 |
| NTGI Midcap | 14,713 | 197,347,889 | 1.12 | 25,677 |
| NTGI Smallcap | 197,552 | 432,313,154 | 6.85 | 344,024 |
| NTGI Mgr of Mgrs * | 529,333 | 125,862,718 | 63.08 | 852,648 |
| Piedmont * | 337,718 | 154,854,537 | 32.71 | 322,831 |
| Progress * | 577,899 | 128,220,854 | 67.61 | 863,192 |
| RhumbLine Russell 1000 | 33,471 | 360,070,963 | 1.25 | 8,211 |
| RhumbLine Ru. 1000 Growth | 15,534 | 266,054,974 | 1.25 | — |
| RhumbLine Russell 2000 | 7,975 | 83,622,389 | 1.25 | 2,066 |
| UBS Global Equity | 495,897 | 239,903,452 | 31.01 | 814,753 |
| Waddell & Reed | 271,831 | 180,498,690 | 22.59 | 524,796 |
| Zenna Financial | — | — | N/A | 14,852 |
| Zevenbergen | 205,474 | 64,988,068 | 47.43 | 255,480 |
| Transition Managers | — | 964,317 | 0.00 | — |
| Total | 7,108,826 | 4,860,767,614 | 21.94 | 11,151,704 |
| International | | | | |
| Acadian | 1,250,179 | 387,966,662 | 46.45 | 574,682 |
| Brandywine | 658,034 | 187,970,148 | 52.27 | 298,521 |
| Earnest Partners | 371,275 | 107,253,724 | 47.58 | 159,081 |
| Lazard | 866,161 | 598,499,612 | 21.71 | 888,128 |
| MFS Advisors | 1,101,685 | 422,232,043 | 39.14 | 1,848,924 |
| Morgan Stanley | 1,917,964 | 549,495,890 | 52.36 | 2,865,430 |
| NTGI EAFE Growth Index | — | 188,280,895 | 0.00 | — |
| UIM | 609,565 | 102,977,686 | 84.14 | 277,373 |
| William Blair | 631,242 | 98,322,070 | 91.76 | 288,301 |
| Transition Managers | — | 16,795 | N/A | — |
| Total | 7,406,104 | 2,643,015,525 | 41.21 | 7,200,439 |
| Public REITs | | | | |
| Adelante | 200,946 | 74,181,640 | 40.63 | 316,010 |
| Morgan Stanley | 498,485 | 129,158,700 | 57.89 | 754,682 |
| Urdang | 255,157 | 69,343,462 | 55.19 | 485,562 |
| Total | 954,588 | 272,683,802 | 52.51 | 1,556,254 |
| TOTAL EQUITY | 15,469,518 | 7,776,466,941 | 29.56 | 19,908,397 |
| FIXED INCOME | | | | |
| Lehman Brothers | 214,892 | 408,522,755 | 7.89 | 230,022 |
| LM Capital | 88,202 | 65,869,615 | 20.09 | 131,344 |
| NTGI Fixed Income | 96,461 | 1,548,477,452 | 0.93 | 144,831 |

| | | | | |
|-----------------------------|----------------------|--------------------------|--------------|----------------------|
| Smith Graham | 87,344 | 58,014 | N/A | 157,543 |
| Taplin, Canida and Habacht | 132,261 | 118,541,386 | 16.74 | 200,049 |
| Western Asset Mgmt | 600,238 | 497,122,289 | 18.11 | 905,940 |
| TOTAL | 1,219,397 | 2,638,591,511 | 6.93 | 1,769,729 |
| REAL ESTATE | | | | |
| Capital Associates * | – | 82,640 | N/A | 22,640 |
| Capri Select Income II * | 208,333 | 24,234,143 | N/A | 312,500 |
| CB Richard Ellis * | 164,627 | 32,767,691 | N/A | 292,209 |
| DV Urban | 208,333 | 5,739,188 | N/A | 312,500 |
| Fremont | 154,865 | 18,683,497 | N/A | 450,000 |
| Intercontinental | 294,064 | 40,427,593 | N/A | 437,500 |
| JP Morgan | 1,431,098 | 216,672,310 | N/A | 1,953,441 |
| Morgan Stanley (Lend Lease) | – | 3,897 | N/A | – |
| Morgan Stanley – Mezzanine | – | 3,503,260 | N/A | – |
| Olympus | – | 1,911,916 | N/A | 56,708 |
| PRISA I | 772,281 | 159,416,974 | N/A | 1,147,864 |
| PRISA II | 372,483 | 68,712,131 | N/A | 700,526 |
| RREEF | – | – | N/A | 11,619 |
| RREEF Global * | 143,333 | 22,791,118 | N/A | 529,280 |
| UBS Realty Inv. | 1,378,192 | 198,966,108 | N/A | 1,901,312 |
| Urban America | 208,323 | 6,629,558 | N/A | 334,477 |
| Walton I | 4,539 | 975,583 | N/A | 7,685 |
| Walton II | 35,705 | 10,507,721 | N/A | 90,810 |
| Walton III | 47,999 | 8,752,508 | N/A | 114,974 |
| Walton IV * | 260,819 | 34,972,794 | N/A | 460,060 |
| Walton V * | 264,171 | 29,620,479 | N/A | 211,505 |
| TOTAL | 5,949,165 | 885,371,109 | N/A | 9,347,610 |
| PRIVATE EQUITY | | | | |
| Adams Street * | 654,194 | 76,321,513 | N/A | 915,674 |
| Harbourvest * | 666,667 | 75,751,328 | N/A | 1,000,000 |
| Hispania * | 213,004 | 1,092,739 | N/A | 307,840 |
| ICV Capital Partners * | 93,866 | 1,304,503 | N/A | 148,520 |
| Mesirow – Fund I * | 218,333 | 23,747,776 | N/A | 333,500 |
| Mesirow – Fund II * | 235,000 | 33,001,950 | N/A | 352,500 |
| Mesirow – Fund IV * | – | 3,200,000 | N/A | – |
| Mesirow – Capital VIII * | 66,667 | 2,733,455 | N/A | 100,000 |
| Mesirow – Capital IX * | 133,333 | 7,737,230 | N/A | 200,000 |
| Muller and Monroe * | 166,667 | 6,487,259 | N/A | 250,000 |
| Palladium Partners * | 100,000 | 2,936,653 | N/A | 150,000 |
| Pantheon * | 173,533 | 13,679,917 | N/A | 267,162 |
| Pantheon – Fund IV * | 153,758 | 25,884,208 | N/A | 227,972 |
| Pantheon – Intl. * | 85,671 | 13,182,346 | N/A | 160,204 |
| Pharos Capital * | 125,000 | 3,488,392 | N/A | 187,500 |
| Syncom * | 112,500 | 1,025,682 | N/A | 196,875 |
| TOTAL | 3,198,193 | 291,574,951 | N/A | 4,797,747 |
| SHORT TERM | | | | |
| Appropriation Acct. | – | 45,247,483 | N/A | – |
| Cash Equivalent | – | 39,372,752 | N/A | – |
| TOTAL | – | 84,620,235 | – | – |
| GRAND TOTAL | \$ 25,836,274 | \$ 11,676,624,747 | 33.00 | \$ 35,823,483 |

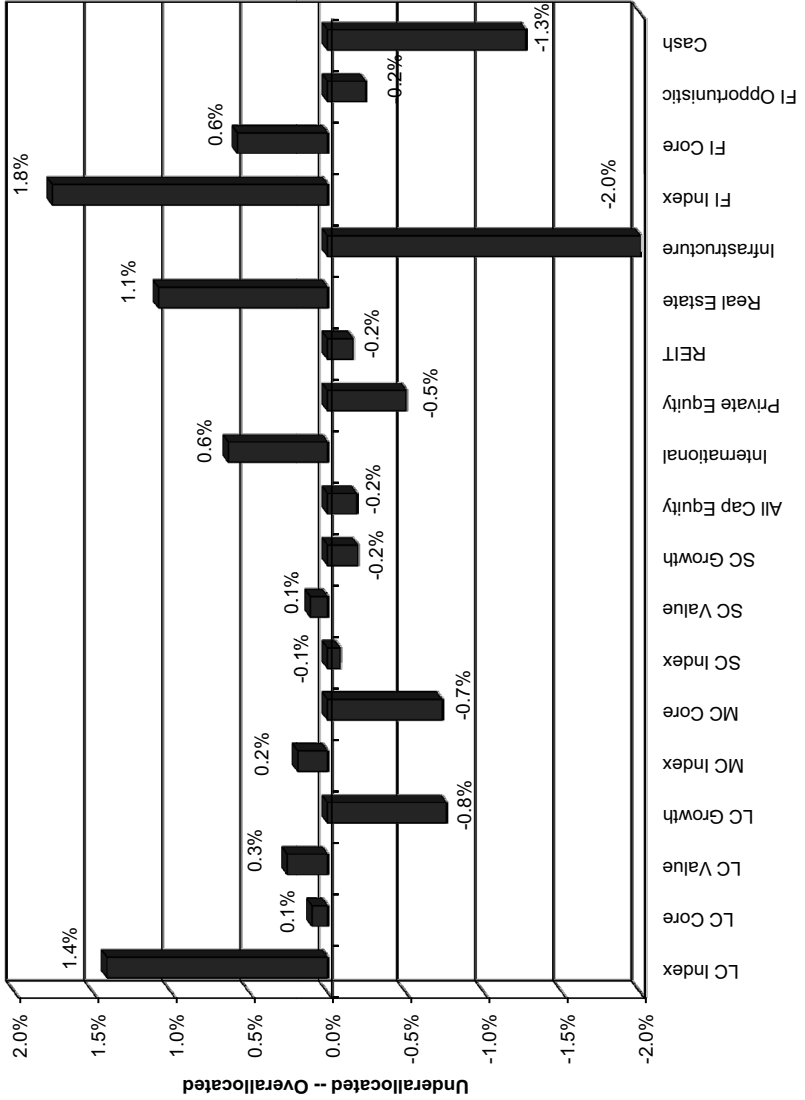
* May not provide a strong comparison due to contributions/distributions made during the period.

Note: Fair Value includes Cash and Cash Equivalents, A/P, A/R, and Accrual Income.

ASSET ALLOCATION ANALYSIS

| | Fair Value 2/29/08 | Actual % | Allocation Policy | % Over/ (Under) Allocated | \$ Over/ (Under) Allocated |
|---------------------------|-----------------------|---------------|----------------------|---------------------------------|----------------------------------|
| Large Cap Equity | | | | | |
| Index | 1,332,524,517 | 11.9% | 10.0% | 1.9% | 209,398,212 |
| Core | 595,482,281 | 5.3% | 5.0% | 0.3% | 33,919,129 |
| Value | 614,058,003 | 5.5% | 5.0% | 0.5% | 52,494,851 |
| Growth | 495,174,360 | 4.4% | 5.0% | -0.6% | (66,388,792) |
| Total Large Cap | 3,037,239,161 | 27.0% | 25.0% | 2.0% | 229,423,399 |
| Mid Cap Equity | | | | | |
| Index | 197,347,889 | 1.8% | 1.5% | 0.3% | 28,878,943 |
| Core | 148,024,771 | 1.3% | 2.0% | -0.7% | (76,600,490) |
| Total Mid Cap | 345,372,660 | 3.1% | 3.5% | -0.4% | (47,721,547) |
| Small Cap Equity | | | | | |
| Index | 515,935,543 | 4.6% | 4.5% | 0.1% | 10,528,706 |
| Value | 275,610,945 | 2.5% | 2.25% | 0.2% | 22,907,526 |
| Growth | 240,283,288 | 2.1% | 2.25% | -0.1% | (12,420,131) |
| Total Small Cap | 1,031,829,776 | 9.2% | 9.0% | 0.2% | 21,016,102 |
| All Cap Equity | | 0.0% | 4.0% | -4.0% | (449,250,522) |
| International | 2,643,015,525 | 23.5% | 22.0% | 1.5% | 172,137,655 |
| Private Equity | 291,574,951 | 2.6% | 3.0% | -0.4% | (45,362,940) |
| REIT | 272,683,802 | 2.4% | 2.5% | -0.1% | (8,097,774) |
| Total Equity | 7,621,715,875 | 67.9% | 69.0% | -1.1% | (127,855,627) |
| Real Estate | 885,371,109 | 7.9% | 6.5% | 1.4% | 155,339,011 |
| Infrastructure | | 0.0% | 2.0% | -2.0% | (224,625,261) |
| Fixed Income | | | | | |
| Index | 1,548,477,452 | 13.8% | 11.5% | 2.3% | 256,882,202 |
| Core | 592,933,756 | 5.3% | 4.5% | 0.8% | 87,526,919 |
| Opportunistic | 497,180,303 | 4.4% | 4.5% | -0.1% | (8,226,534) |
| Total Fixed Income | 2,638,591,511 | 23.5% | 20.5% | 3.0% | 336,182,586 |
| Cash Equivalents | 85,584,552 | 0.8% | 2.0% | -1.2% | (139,040,709) |
| Total Fund | 11,231,263,047 | 100.0% | 100.0% | 0.0% | 0 |
| Total Active | 7,551,393,094 | 67.2% | 70.5% | -3.3% | (366,647,354) |
| Total Passive | 3,679,869,953 | 32.8% | 29.5% | 3.3% | 366,647,354 |

**Public School Teachers' Pension and Retirement Fund of Chicago
Actual Allocation vs. Policy Targets
as of February 29, 2008**



MINORITY AND FEMALE OWNED INVESTMENT MANAGERS

Goal: 25% of Active Managers

| | 2/29/08 | 6/30/07 | 6/30/06 | 6/30/05 | 6/30/04 | 6/30/03 |
|--------------------------|-------------------|-------------------|-------------------|-------------------|-------------------|-------------------|
| Total Fund (1) | \$ 11,592.0 | \$ 12,598.4 | \$ 11,169.2 | \$ 10,668.5 | \$ 10,158.0 | \$ 9,066.1 |
| Total Active | \$ 7,731.6 | \$ 8,661.0 | \$ 7,224.9 | \$ 6,758.9 | \$ 6,121.5 | \$ 5,383.3 |
| MWBE Managers: | | | | | | |
| Adelante | 74.2 | 49.8 | 51.8 | — | — | — |
| Affinity | — | 17.0 | — | — | — | — |
| Apex | 33.8 | 32.8 | 27.7 | 22.3 | — | — |
| Ariel | 187.7 | 237.9 | 199.0 | 239.0 | 345.5 | 248.3 |
| Ativo Capital | 23.5 | 16.7 | — | — | — | — |
| Atlanta Life | 77.7 | 65.7 | — | — | — | — |
| Brown Capital | 15.2 | 16.9 | — | — | — | — |
| Capri | 24.3 | 21.4 | 17.6 | 21.4 | 21.2 | 19.8 |
| Channing | 22.9 | 29.7 | 22.3 | 19.7 | — | — |
| Credo | 6.1 | 6.4 | 3.1 | — | — | — |
| Denali | 15.7 | 17.9 | 15.2 | 14.0 | — | — |
| DV Urban | 5.7 | 3.2 | — | — | — | — |
| Earnest Partners | 107.3 | 108.4 | — | — | — | — |
| EDMP | — | — | 12.1 | 11.7 | — | — |
| Fortaleza | 22.1 | 24.2 | 20.9 | 25.8 | — | — |
| GlobeFlex Capital | 21.8 | 23.6 | — | — | — | — |
| GW Capital | 5.8 | 6.7 | — | — | — | — |
| High Pointe | — | — | 32.8 | 24.6 | — | — |
| Hispania | 1.1 | 1.2 | 0.9 | 0.8 | — | — |
| Holland | 129.7 | 142.3 | 123.9 | 122.0 | 121.8 | 39.3 |
| Hoover | 2.7 | 4.7 | 7.8 | — | — | — |
| Howland | 20.0 | 21.3 | 18.0 | 12.8 | — | — |
| ICV Capital | 1.3 | 0.8 | 0.7 | — | — | — |
| Kenwood | — | 8.6 | 7.4 | 40.8 | — | — |
| LM Capital | 65.9 | 62.3 | 61.6 | 65.0 | — | — |
| Locke Capital | 26.4 | 27.3 | — | — | — | — |
| Lombardia (Valenzuela) | 164.1 | 191.1 | 62.8 | 55.4 | — | — |
| Lynmar Capital | 99.4 | 57.5 | 43.6 | 12.9 | — | — |
| MDL | — | — | — | — | 128.3 | 135.1 |
| Muller and Monroe | 6.5 | 4.9 | 2.5 | 0.5 | — | — |
| NCM Capital | 6.1 | 14.5 | 11.4 | 9.5 | — | — |
| Needleman | — | 5.1 | — | — | — | — |
| New Amsterdam | 260.1 | 294.7 | 258.1 | 246.3 | 219.9 | 122.2 |
| Opus | 4.7 | 4.2 | 4.8 | 9.9 | — | — |
| Palisades | 39.1 | 49.1 | 9.3 | — | — | — |
| Palladium Partners | 2.9 | 2.9 | 1.1 | — | — | — |
| Paradigm | 25.4 | 28.0 | 7.7 | — | — | — |
| Pharos Capital | 3.5 | 3.2 | 2.1 | — | — | — |
| Piedmont | 154.9 | 118.4 | 39.6 | 36.4 | — | — |
| Piedra | 9.8 | 14.9 | 12.1 | 19.0 | — | — |
| Profit | 40.9 | 39.9 | 39.2 | 44.7 | — | — |
| Redwood | 13.8 | — | — | — | — | — |
| RhumbLine | 709.8 | 504.0 | — | — | — | — |
| Rutland Dickson | 8.6 | 9.7 | 8.4 | 8.3 | — | — |
| Smith Graham | — | 62.6 | 62.1 | 65.6 | 63.9 | 66.8 |
| Syncom | 1.0 | 0.8 | — | — | — | — |
| Taplin, Canida & Habacht | 118.5 | 119.7 | 119.1 | 123.9 | — | — |
| Union Heritage | — | — | — | 8.6 | — | — |

| | | | | | | |
|----------------------------|-------------------|-------------------|-------------------|-------------------|-----------------|-----------------|
| April 15 | | 292 | | | | 2008 |
| Urban America | 6.6 | 3.6 | – | – | – | – |
| Zenna Financial | – | – | 53.9 | 50.5 | – | – |
| Zevenbergen | 65.0 | 71.5 | 59.4 | 52.7 | 51.8 | 41.0 |
| Total MWBE Managers | \$ 2,631.6 | \$ 2,547.1 | \$ 1,420.0 | \$ 1,364.1 | \$ 952.4 | \$ 672.5 |
| % of Total Active | 24.9% | 23.6% | 18.9% | 19.4% | 15.6% | 12.5% |
| % of Total | 22.7% | 20.2% | 12.7% | 12.8% | 9.4% | 7.4% |

(1) Total Fund assets do not include Cash.

Chairperson O’Brill moved the Report of the Committee on Investments to the omnibus.

REPORT OF THE COMMITTEE ON FINANCE AND AUDIT

April 3, 2008 Committee Report Approved

Chairperson Otero presented the report of the Finance and Audit Committee Meeting of April 3, 2008 (see Exhibit C attached).

The Trustees discussed the Administrative and Investment Expense Analysis. Staff addressed questions raised by Trustees.

Mr. Carrero requested staff to furnish him an approximate dollar amount CTPF is incurring because of the CPS payroll issues.

A motion was made by Mr. Carrero, seconded by Ms. Goff, and unanimously passed, to accept the recommendations of the Committee as presented in the report of April 3, 2008 Committee Meeting.

Administrative Expenses

The following administrative expenses were presented with the recommendations that they be approved.

**Administrative Expenses
02/01/08-02/29/08**

| Vendor | Description | Amount | |
|-----------------------------|---|----------|-----------|
| A T & T MOBILITY | MONTHLY CELL PHONE USAGE, 1/19/07 - 2/18/08: ADAMS | 46.22 | |
| | WIRELESS SYSTEM ACCESS. 1/6/08 - 2/5/08: FIELD REPS | 210.06 | 256.28 |
| ACE BAKERY | DESSERT, TRUSTEE MEETING, 3/13 | | 70.00 |
| AMERICAN EXPRESS | COMPUTER SUPPLIES | 71.15 | |
| | REG, LOBBYISTS, 1/1/08 - 1/31/08: ANSELMO, BARNES | 361.00 | |
| | DEPOSIT, ACCOM., NCPERS CONF., 5/16/08 - 5/22/08, NEW ORLEANS, LA: 12 TRUSTEES | 3,412.44 | 3,844.59 |
| AMERICAN MANAGEMENT ASSOC | MEMBERSHIP DUES, 1/1/08 - 12/31/08: HAMBRICK | | 225.00 |
| ANDRASEK, TIM | REIMBURSE, PARKING & MILEAGE, 1/26/08 - 2/12/08 | 57.22 | |
| | REIMBURSE, MILEAGE, RETIREMENT SEMINAR, 2/12 | 25.81 | 83.03 |
| HENRY P. ANSELMO | LEGISLATIVE CONSULTING SERVICE, 2/1/08 - 2/29/08 | | 5,287.92 |
| ARAMARK REFRESHMENTS | COFFEE SUPPLIES | | 237.00 |
| ATLAS STATIONERS INC | OFFICE SUPPLIES | | 31.99 |
| E M BARNES & ASSOCIATES | LEGISLATIVE CONSULTING SERVICE, 2/1/08 - 2/29/08 | | 3,966.08 |
| BRADLEY CONSULTING | MIS CONSULTING SERVICE, 1/1/08 - 1/31/08 | | 41,500.00 |
| CDW COMPUTER CENTERS INC | COMPUTER EQUIPMENT | 702.78 | |
| | COMPUTER SUPPLIES | 282.71 | 985.49 |
| CAFFE BACI | LUNCH, TRUSTEE MEETING, 2/13 | 378.95 | |
| | BREAKFAST, TRUSTEE MEETING, 2/13 | 179.59 | 558.54 |
| CAHILL PRINTING CO | ENVELOPES | 5,928.00 | |
| | 2008 RETIREMENT SEMINAR BOOKLETS | 3,108.00 | 9,036.00 |
| CANVASSING BOARD | PENSION REPRESENTATIVE STIPEND, TEACHER-PENSION ELECTION, 10/07 | | 112.00 |
| CARTRIDGE WORLD | COMPUTER SUPPLIES | | 329.97 |
| CHICAGO MESSENGER SERVICE | DELIVERY SERVICE THRU 2/17 | | 240.35 |
| CHICAGO PRESS CORPORATION | BUSINESS CARD STOCK | | 1,674.00 |
| COM ED | ELECTRIC SERVICE, 1/8/08 - 2/7/08: SUITE 2600 | | 1,764.99 |
| CUTTING EDGE DOCUMENT | SHREDDING OF CONFIDENTIAL DATA | | 144.00 |
| DS3, LLC | DATA VAULTING SERVICE, 2/1/08 - 2/29/08 | | 1,522.94 |
| DIRECTV | SATELLITE RECEPTION, 2/10/08 - 3/9/08 | | 4.99 |
| GAJEWICZ, TOM | REIMBURSE, MILEAGE, 1/4/08 - 2/8/08 | 106.05 | |
| | REIMBURSE, DISASTER RECOVERY, 2/9 | 54.76 | 160.81 |
| GOFF, LINDA S. | REIMBURSE, AIRFARE, NCPERS CONF., 5/16/08 - 5/22/08, NEW ORLEANS, LA | | 271.01 |
| GOVT FINANCE OFFICERS ASSOC | COMPREHENSIVE ANNUAL FINANCIAL REPORT, 6/30/07 | | 1,045.00 |
| HARRIS-FAUST, REBECCA | REIMBURSE, MILEAGE, DISASTER RECOVERY, 2/9 | 25.25 | |
| | REIMBURSE, MILEAGE, RETIREMENT SEMINARS, 2/12 & 2/18 | 51.29 | 76.54 |

Administrative Expenses
02/01/08-02/29/08

| Vendor | Description | Amount | |
|-------------------------------|--|-----------------|-----------|
| HERNANDEZ, GUILLERMO | REIMBURSE, MILEAGE, RETIREMENT SEMINARS, 2/12 & 2/18 | | 66.79 |
| HOLIDAY INN | BALANCE DUE, ROOM RENTAL, RETIREMENT SEMINAR, 2/12 | | 11,482.36 |
| HOLLEMAN, MICHELLE | GRAPHICS & DESIGN, PROCEEDINGS, 7/07 - 9/07 | 4,025.00 | |
| | GRAPHICS & DESIGN, 2008 MEMBER STATEMENTS | <u>360.00</u> | 4,385.00 |
| HUBER, KEVIN | PER DIEM, RUSSELL INSTITUTIONAL SUMMIT, 3/14/08 - 3/19/08, ORLANDO, FL | | 450.00 |
| IMPACT NETWORKING LLC | MAINTENANCE, COPIERS, 2/20/08 - 2/20/09 | 1,700.00 | |
| | COPIES IN EXCESS OF CONTRACT AMOUNT | 2.43 | |
| | SUPPLIES | <u>13.00</u> | 1,715.43 |
| INTERPARK | DISCOUNTED PARKING PASSES | | 570.00 |
| INTL BUSINESS MACHINES CORP | BUSINESS CONTINUITY SERVICE, 2/1/08 - 2/29/08 | | 2,098.00 |
| IRON MOUNTAIN | COMPUTER DAILY BACKUP STORAGE CHARGES, 10/1/07 - 10/31/07 | 398.99 | |
| IRON MOUNTAIN | COMPUTER DAILY BACKUP STORAGE CHARGES, 12/1/07 - 12/31/07 | <u>495.83</u> | 894.82 |
| JURICH, KRISTEN | REIMBURSE, OFFICE SUPPLIES | 132.98 | |
| KELLY, CHERLYN | REIMBURSE, MILEAGE, RETIREMENT SEMINARS, 2/12 & 2/18 | 47.80 | |
| | REIMBURSE, MILEAGE, DISASTER RECOVERY, 2/9 | <u>24.66</u> | 205.44 |
| | REIMBURSE, PARKING, RETIREMENT SEMINAR, 2/12 | | 12.00 |
| KESSEY, MARK | REIMBURSE, PARKING, RETIREMENT SEMINAR, 2/18 | | 12.00 |
| KIRKLAND & ELLIS LLP | PENSION LITIGATION PERIOD ENDING 12/31/07 | | 3,579.98 |
| KRAVETS, MARK | REIMBURSE, MILEAGE, DISASTER RECOVERY, 2/9 | 17.47 | |
| | REIMBURSE, MILEAGE, RETIREMENT SEMINARS, 2/12 & 2/18 | <u>57.71</u> | 75.18 |
| LEVI, RAY & SHOUP, INC | PENSIONGOLD IMPROVEMENTS, 1/1/08 - 1/31/08 | | 429.00 |
| LYNCH, ROBIN | MIS CONSULTING SERVICE, 1/1/08 - 1/31/08 | | 7,635.00 |
| MAS CONSULTING | SOLOMON PHONE SUPPORT, 2/14/08 - 2/13/09 | | 6,751.80 |
| MCGOWAN, BILL | REIMBURSE, MILEAGE & PARKING, 12/1/07 - 2/15/08 | 74.85 | |
| | REIMBURSE, PARKING, RETIREMENT SEMINAR, 2/18 | <u>12.00</u> | 86.85 |
| MOREL, ERIC | REIMBURSE, DISASTER RECOVERY, 2/9 | | 102.50 |
| NATIONAL DATA SRVS OF CHICAGO | PROCESSING, CHECKS & ADVICES, 2/08 | 4,732.27 | |
| | PROCESSING, 1099R STATEMENTS | <u>6,564.02</u> | 11,296.29 |

Administrative Expenses
02/01/08-02/29/08

| Vendor | Description | Amount | |
|---|---|-----------------|-----------|
| NATIONAL CONFERENCE ON PUBLIC EMPLOYEE RETIREMENT SYSTEMS | REG, NCPERS CONF., 5/16/08 - 5/22/08, NEW ORLEANS, LA: OTERO | 1,000.00 | |
| | REG, NCPERS CONF., 5/16/08 - 5/22/08, NEW ORLEANS, LA: GOFF | <u>1,000.00</u> | 2,000.00 |
| NEOFUNDS BY NEOPOST | REPLENISHMENT OF POSTAGE | | 3,030.00 |
| NORTH SHORE PRINTERS, INC. | PROCEEDINGS, JULY 1 - SEPT 18, 2000 COPIES | | 5,425.00 |
| NOTARY PUBLIC ASSOC OF IL | NOTARY STAMP RENEWAL: A. FERGUSON | | 49.00 |
| ODDO, KATHY | REIMBURSE, MILEAGE, DISASTER RECOVERY, 2/9 | | 20.92 |
| OFFICE CONNECTION | OFFICE EQUIPMENT | 149.99 | |
| | COPIER PAPER | 621.55 | |
| | OFFICE SUPPLIES | <u>671.53</u> | 1,443.07 |
| PENSION BENEFIT INFORMATION | DEATH AUDIT SERVICE, 12/17/07 - 2/16/08 | | 1,575.00 |
| POINTECAST | SUBSCRIPTION, E-PRESENTER, 1/1/08 - 12/31/08: KEYES | | 598.00 |
| PUBLIC RETIREMENT INFORMATION SYSTEMS MANAGEMENT | MEMBERSHIP DUES, 1/1/08 - 12/31/08: MOREL | | 150.00 |
| RITZ-CARLTON ORLANDO | ACCOM., RUSSELL INSTITUTIONAL SUMMIT, 3/15/08 - 3/19/08, ORLANDO, FL: HUBER | | 1,345.50 |
| SAGE SOFTWARE, INC. | UPGRADE, FIXED ASSET SOFTWARE, 2/18/08 - 2/17/09 | | 1,150.00 |
| STATE EMPLOYEE'S RETIREMENT | SHARE OF RECIPROCAL CONFERENCE EXPENSES, FY 2008 | | 1,500.00 |
| SWIGERT, PAMELA | REIMBURSE, MILEAGE, RETIREMENT SEMINAR, 2/18 | | 12.66 |
| TRANSUNION | ADDRESS LOCATION USAGE, 12/26/07 - 1/25/08 | | 40.00 |
| TRI-STAR CATERING | LUNCH, TRUSTEE MEETING, 2/13 | | 327.50 |
| UMBLES, JACQUELINE | REIMBURSE, PARKING & MILEAGE, 1/1/08 - 1/31/08 | 88.60 | |
| | REIMBURSE, PARKING & MILEAGE, 2/1/08 - 2/29/08 | <u>87.67</u> | 176.27 |
| UNSHIPPERS CHICAGO NEAR NORTH | DELIVERY SERVICE THRU 2/7 | | 1,497.80 |
| VILLAFLO, IRISH | REIMBURSE, MILEAGE, RETIREMENT SEMINAR, 2/18 | | 16.55 |
| M & J WILKOW, LTD | RENT 2/1/08 - 2/29/08 | 32,753.00 | |
| | WORK ORDERS | <u>391.06</u> | 33,144.06 |
| XO COMMUNICATIONS | MONTHLY TELEPHONE SERVICE, 1/27/08 - 2/26/08 | | 2,169.57 |

Administrative Expenses
02/01/08-02/29/08

| Vendor | Description | Amount | | |
|--|--|---------------|----------|--------------------------|
| PHYSICIANS, DISABILITY APPLICANTS | | | | |
| ACCESS MEDICAL EVALUATIONS, | EVAL & REPORT, V.S. BY DR. REGER | 650.00 | | |
| | EVAL & REPORT, V.G. BY DR. GLASSENBERG | 650.00 | | |
| | EVAL & REPORT, B.G. BY DR. GALANTE | 650.00 | | |
| | EVAL & REPORT, B.G. BY DR. MARQUIS | 650.00 | | |
| | EVAL & REPORT, N.M. BY DR. CHIEN | 650.00 | | |
| | EVAL & REPORT, N.B. BY DR. BENDITZSON | 650.00 | | |
| | EVAL & REPORT, H.P. BY DR. UPADHYAY | 650.00 | | |
| | EVAL & REPORT, D.F. BY DR. BENDITZSON | <u>550.00</u> | 5,100.00 | |
| RECORD COPY SERVICES | MEDICAL RECORDS, A.R. BY DR. MORAN | 79.75 | | |
| | MEDICAL RECORDS, D.S. BY DR. SCHRIFT | 79.75 | | |
| | MEDICAL RECORDS, V.C. BY DR. RADO | 94.75 | | |
| | MEDICAL RECORDS, D,F, BY MACNEAL | 39.75 | 294.00 | 5,394.00 |
| | HOSPITAL | | | |
| | | | | |
| | | | | <u><u>186,341.86</u></u> |

Administrative Expenses
03/01/08-03/31/08

| Vendor | Description | Amount |
|----------------------------------|---|-----------|
| A & E RUBBER STAMP | SIGNATURE STAMP, TRUSTEE REILLY | 34.95 |
| A T & T MOBILITY | MONTHLY CELL PHONE USAGE, 2/19/08 - 3/18/08: ADAMS | 93.16 |
| | WIRELESS SYSTEM ACCESS, 2/6/08 - 3/5/08: FIELD REPS | 210.06 |
| AMERICAN EXPRESS | COMPUTER SUPPLIES | 104.19 |
| | AIR, NCPERS CONF., 5/16/08 - 5/22/08, NEW ORLEANS, LA: OTERO | 244.00 |
| ANDRASEK, TIM | REIMBURSE, PARKING & MILEAGE 2/18/08 - 3/11/08 | 106.02 |
| HENRY P. ANSELMO | LEGISLATIVE CONSULTING SERVICE, 3/1/08 - 3/31/08 | 5,287.92 |
| ARAMARK REFRESHMENTS | COFFEE SUPPLIES | 1,621.28 |
| | LEASE, COFFEE MACHINES, 4/1/08 - 6/30/08 | 585.00 |
| | LEASE, WATER DISPENSERS, 4/1/08 - 6/30/08 | 315.00 |
| E M BARNES & ASSOCIATES | LEGISLATIVE CONSULTING SERVICE, 3/1/08 - 3/31/08 | 3,966.08 |
| BENNETT, SHARENA | REIMBURSE, MILEAGE, RETIREMENT SEMINARS, 2/12, 2/18 & 3/18 | 29.06 |
| BINNY'S BEVERAGE DEPOT | BEVERAGES, TRUSTEE MEETINGS | 93.69 |
| BOGFIRE INC. | DESIGN & LAYOUT, NEWSLETTER, SPRING 2008 | 2,400.00 |
| BRADLEY CONSULTING GROUP INC | MIS CONSULTING SERVICE, 2/1/08 - 2/29/08 | 41,500.00 |
| BULBIN, NEDDA | REIMBURSE, MILEAGE, RETIREMENT SEMINAR, 3/18 | 10.07 |
| CDW COMPUTER CENTERS INC | COMPUTER EQUIPMENT | 1,307.93 |
| | COMPUTER SUPPLIES | 200.00 |
| CAFFE BACI | BREAKFAST, MONEY MANAGERS MEETING, 3/7 | 63.71 |
| | BREAKFAST, TRUSTEE MEETING, 3/13 | 179.59 |
| CAHILL PRINTING CO | LETTERHEAD | 1,302.00 |
| | RETIREMENT FORMS | 753.00 |
| CARTRIDGE WORLD | COMPUTER SUPPLIES | 274.96 |
| CHICAGO MESSENGER SERVICE INC | DELIVERY SERVICE THRU 3/16 | 247.30 |
| COM ED | ELECTRIC SERVICE, 2/7/08 - 3/7/08: SUITE 2600 | 1,739.95 |
| CONSULATE GENERAL OF BRAZIL | LEGALIZATION OF FOREIGN DOCUMENTS FEE | 20.00 |
| CUTTING EDGE DOCUMENT | SHREDDING OF CONFIDENTIAL DATA | 144.00 |
| DS3 DATA VAULTING, LLC | DATA VAULTING SERVICE, 3/1/08 - 3/31/08 | 1,581.86 |
| DIRECTV | SATELLITE RECEPTION, 3/10/08 - 4/9/08 | 4.99 |
| EECO TRAINING INSTITUTE | EQUAL EMPLOYMENT SEMINAR, 5/6/08 - 5/7/08, CHICAGO, IL: HAMBRICK | 598.00 |
| | EQUAL EMPLOYMENT SEMINAR, 5/6/08 - 5/7/08, CHICAGO, IL: JURICH | 598.00 |
| 55 CHICAGO PARTNERS, LLC | FINAL WORK ORDERS, 3/1/08 - 3/31/08 | 735.00 |
| FERGUSON, ALICIA | REIMBURSE, CAB FARE, RETIREMENT SEMINAR, 2/12 | 5.00 |

Administrative Expenses
03/01/08-03/31/08

| Vendor | Description | Amount |
|---|---|----------------------------|
| FORBES MAGAZINE | ANNUAL SUBSCRIPTION, 5/2008 - 5/2010: TRUSTEE LIBRARY | 79.95 |
| GANT, TONIKA | REIMBURSE, MILEAGE, RETIREMENT SEMINARS, 2/12, 2/18 & 3/18 | 31.01 |
| GOLDSTEIN & ASSOCIATES | VALIDATION OF HEALTH INSURANCE BENEFITS, 6/30/07 AUDIT | 10,000.00 |
| | VALIDATION OF PENSION BENEFITS, 6/30/07 AUDIT | 2,000.00 |
| | STATISTICAL TABLES FOR ANNUAL REPORT, 6/30/07 AUDIT | <u>2,000.00</u> 14,000.00 |
| GOVT FINANCE OFFICERS ASSOC | SUBMISSION FEE, COMPREHENSIVE ANNUAL POPULAR REPORT, 6/30/07 | 225.00 |
| | JOB POSTING, INTERNAL AUDITOR | <u>150.00</u> 375.00 |
| HILTON OAK LAWN | ROOM RENTAL, RETIREMENT SEMINAR, 3/18 | 5,525.40 |
| HOLLEMAN, MICHELLE | GRAPHICS & DESIGN, NEWSLETTER, SPRING 2008 | 4,995.00 |
| | PROJECT MANAGEMENT, COMPREHENSIVE ANNUAL REPORT, 6/30/07 | <u>7,700.00</u> 12,695.00 |
| HUBER, KEVIN | REIMBURSE, RUSSELL SUMMIT, 3/14/08 - 3/19/08, ORLANDO, FL | 461.82 |
| | REIMBURSE, CTPF EXPENSE REPORT, 1/8/08 - 3/25/08 | <u>126.85</u> 588.67 |
| IMPACT NETWORKING LLC | COPIES IN EXCESS OF CONTRACTED AMOUNT | 14.82 |
| INTERNATIONAL FOUNDATION | PUBLICATION, HOW TO SELECT INVESTMENT MANAGERS | 101.00 |
| INTERPARK | 100 DISCOUNTED PARKING PASSES | 1,400.00 |
| INTL BUSINESS MACHINES CORP | BUSINESS CONTINUITY SERVICE, 3/1/08 - 3/31/08 | 2,098.00 |
| IRON MOUNTAIN | COMPUTER DAILY BACKUP STORAGE CHARGES, 1/1/08 - 1/31/08 | 404.53 |
| IRON MOUNTAIN | COMPUTER DAILY BACKUP STORAGE CHARGES, 2/1/08 - 2/29/08 | <u>567.43</u> 971.96 |
| JACOBS, BURNS, ORLOVE, STANTON & HERNANDEZ | LEGAL SERVICES, 11/1/07 - 11/30/07 | 12,730.00 |
| | LEGAL SERVICES, 12/1/07 - 12/31/07 | 7,380.17 |
| | LEGAL SERVICES, 1/1/08 - 1/31/08 | <u>10,898.78</u> 31,008.95 |
| JURICH, KRISTEN | REIMBURSE, MILEAGE, RETIREMENT SEMINAR, 3/18 | 25.25 |
| KIRKLAND & ELLIS LLP | PENSION LITIGATION PERIOD ENDING 1/31/08 | 1,862.60 |
| LEVI, RAY & SHOUP, INC | BALANCE DUE, PENSIONGOLD IMPROVEMENTS, 10/1/07 - 10/31/07 | 3,150.00 |
| | BALANCE DUE, PENSIONGOLD IMPROVEMENTS, 4/1/07 - 4/30/07 | 11,375.00 |
| | PENSIONGOLD IMPROVEMENTS, 2/1/08 - 2/29/08 | <u>858.00</u> 15,383.00 |
| LLOYD, JOYCE | REIMBURSE, CAR FARE, RETIREMENT SEMINAR, 2/12 | 10.00 |
| LONCAR, MIRELA | REIMBURSE, MILEAGE, RETIREMENT SEMINAR, 3/18 | 32.17 |
| LYNCH, ROBIN | MIS CONSULTING SERVICE, 2/1/08 - 2/29/08 | 7,905.00 |
| MARRIOTT INTERNATIONAL | ROOM RENTAL, RETIREMENT SEMINAR, 3/18 | 12,505.92 |

**Administrative Expenses
03/01/08-03/31/08**

| Vendor | Description | Amount |
|--|--|------------------|
| NATIONAL CONFERENCE ON EMPLOYEE RETIREMENT SYSTEMS | REG, NCPERS CONF., 5/16/08 - 5/22/08, NEW ORLEANS, LA: NELSON | 1,000.00 |
| NATIONAL COUNCIL ON TEACHER RETIREMENT | REG., NCTR ADMINISTRATIVE ASST. WORKSHOP, 5/14/08 - 5/16/08, SAN DIEGO, CA: G. DAVIS | 750.00 |
| NATIONAL DATA SRVS OF CHICAGO | POSTAGE, NEWSLETTER, SPRING 2008 | 7,250.00 |
| | POSTAGE, MEMBER STATEMENTS | 17,500.00 |
| | POSTAGE, ANNUAL FINANCIAL SUMMARY REPORTS | 14,000.00 |
| | PROCESSING, CHECKS & ADVICES, 3/08 | 3,838.67 |
| | POSTAGE, CHECKS & ADVICES, APRIL - MAY 2008 | <u>12,000.00</u> |
| | | 54,588.67 |
| NEOFUNDS BY NEOPOST | REPLENISHMENT OF POSTAGE | 3,030.00 |
| NEOPOST INC | MAINTENANCE, POSTAGE MACHINE SCALE, 2/19/08 - 11/18/08 | 420.00 |
| NORTH SHORE PRINTERS, INC. | COMPREHENSIVE ANNUAL FINANCIAL FUND REPORT | 925.00 |
| NOTARY PUBLIC ASSOC OF IL OFFICE CONNECTION | NOTARY STAMP APPLICATION: S. BROOKS | 49.00 |
| | COPIER PAPER | 302.50 |
| | OFFICE SUPPLIES | 540.52 |
| | OFFICE FURNITURE | 289.99 |
| | CREDIT, OFFICE EQUIPMENT | <u>-149.99</u> |
| | | 983.02 |
| ORTEGA, JUAN | REIMBURSE, PARKING & MILEAGE, 1/31/08 - 2/1/08 | 31.30 |
| | REIMBURSE, MILEAGE, RETIREMENT SEMINAR, 2/18 | <u>26.49</u> |
| | | 57.79 |
| RADENCIC, FRANCES | REIMBURSE, SUPPLIES FOR RETIREMENT SEMINARS | 81.95 |
| | REIMBURSE, DEPOSIT, FAX BROADCAST USAGE | 500.00 |
| | REIMBURSE, OFFICE SUPPLIES | 94.97 |
| | REIMBURSE, MILEAGE, DELIVERY OF SUPPLIES TO OFFICE, 2/28 | 30.05 |
| | REIMBURSE, MILEAGE, RETIREMENT SEMINARS, 2/18 & 3/18 | 109.53 |
| | REIMBURSE, MILEAGE, PRESS RUN FOR PAFR REPORT | <u>8.79</u> |
| | | 825.29 |
| RAVULAPATI, KALPANA | TUITION REIMBURSEMENT, 1 CLASS | 2,050.00 |
| SAMAYOA, EDGAR | TUITION REIMBURSEMENT, 1 CLASS | 2,050.00 |
| | REIMBURSE, CAB FARE, CPAA MEETING, 2/15 | 14.00 |
| | REIMBURSE, MILEAGE, DISASTER RECOVERY, 2/9 | 15.50 |
| | REIMBURSE, MILEAGE, RETIREMENT SEMINAR, 2/18 | <u>19.58</u> |
| | | 2,099.08 |
| SCHURY, MARIANNE | REIMBURSE, MILEAGE, RETIREMENT SEMINAR, 2/12 & 3/18 | 28.15 |

**Administrative Expenses
03/01/08–03/31/08**

| Vendor | Description | Amount | |
|---|--|------------------|-----------------------------|
| SOFTWAREMEDIA.COM | BACKUP SERVER & SOFTWARE FOR PENSIONGOLD | | 5,940.00 |
| SYSTEM PARKING | MONTHLY PARKING, 3/1/08 - 3/31/08: 3 FIELD REPS | | 1,000.00 |
| TALAGA, ROBERT | REIMBURSE, CERTIFICATE FOREIGN POWER OF ATTORNEY | | 18.00 |
| TRANSUNION | ADDRESS LOCATION USAGE, 1/26/09 - 2/25/08 | | 42.85 |
| UNISHIPPERS CHICAGO NEAR NORTH | DELIVERY SERVICE THRU 3/6 | | 668.17 |
| VALENTOVICH, DENISE | REIMBURSE, MILEAGE, DISASTER RECOVERY, 2/9 | | 55.55 |
| VEGA, CECILIA | REIMBURSE, MEALS, TRUSTEE MEETINGS | | 115.36 |
| M & J WILKOW, LTD | RENT, 2/1/08 - 2/29/08 | 32,753.00 | |
| | WORK ORDERS | <u>640.88</u> | 33,393.88 |
| XO COMMUNICATIONS | MONTHLY TELEPHONE SERVICE, 2/27/08 - 3/26/08 | | 2,185.25 |
| PHYSICIANS, DISABILITY APPLICANTS | | | |
| ACCESS MEDICAL EVALUATIONS, | EVAL & REPORT, H.PENDER BY DR. LIM | 650.00 | |
| | EVAL & REPORT, B.K. BY DR. UPADHYAY | 650.00 | |
| | EVAL & REPORT, B.K. BY DR. LIM | <u>650.00</u> | 1,950.00 |
| RECORD COPY SERVICES | MEDICAL RECORDS, N.C. BY DR. PATEL | | <u>133.20</u> 2,083.20 |
| PORTFOLIO MANAGEMENT & CONSULTANT FEES | | | |
| NEW AMSTERDAM PARTNERS | MANAGEMENT FEE, 10/1/07 - 12/31/07 | | 167,831.90 |
| NORTHERN TRUST CO | CUSTODY FEES, 10/1/07 - 12/31/07 | | 125,000.00 |
| NORTHERN TRUST INVESTMENTS INC | S & P 500 INDEX, 10/1/07 - 12/31/07 | 32,505.86 | |
| | MIDCAP INDEX, 10/1/07 - 12/31/07 | 5,499.77 | |
| | SMALL CAP FUND, 10/1/07 - 12/31/07 | 73,325.28 | |
| | FIXED INCOME, 10/1/07 - 12/31/07 | <u>36,400.69</u> | 147,731.60 |
| WADDELL & REED INVESTMENT MGMT CO | MANAGEMENT FEE, 10/1/07 - 12/31/07 | | 90,740.65 |
| ZEVENBERGEN CAPITAL INC | MANAGEMENT FEE, 10/1/07 - 12/31/07 | | <u>79,246.00</u> 610,550.15 |
| | | | <u><u>895,827.88</u></u> |

*AMOUNT COLLECTED VIA SUBLEASE:

SUITE 1300 \$735.00

Chairperson Otero moved the Report of the Committee on Finance and Audit to the omnibus.

REPORT OF THE FINANCIAL SECRETARY

Financial Statement

The Financial Secretary presented herewith a report of the Fund's net assets, changes in net assets, and supporting reports for the eight months ending February 29, 2008, with the recommendation that they be approved and printed in the proceedings of this meeting.

STATEMENT OF PLAN ASSETS (INTERIM)

| | 02/29/2008 | 6/30/2007 |
|---|----------------|----------------|
| ASSETS | | |
| Cash and cash equivalents | \$327,295,454 | \$439,470,864 |
| Receivables: | | |
| Employer | 7,168,945 | 7,836,100 |
| State of Illinois | 6,257,891 | 6,273,892 |
| Employee | 30,697,505 | 38,898,810 |
| Accrued investment income | 40,504,491 | 42,543,006 |
| Participating teachers' accounts for contributions | 4,422,198 | 3,781,314 |
| Other receivables | 1,360,842 | 1,358,530 |
| | 90,411,872 | 100,691,652 |
| Investments, at fair value: | | |
| Equity | 7,592,553,420 | 8,667,368,477 |
| Bonds | 2,699,480,288 | 2,696,170,922 |
| Real estate | 885,371,108 | 836,970,146 |
| Private equity | 289,644,455 | 309,264,342 |
| | 11,467,049,271 | 12,509,773,887 |
| Fixed assets | 4,114,039 | 4,042,960 |
| TOTAL ASSETS | 11,888,870,636 | 13,053,979,363 |
| LIABILITIES | | |
| Administrative/accounts payable | 202,760,228 | 233,968,354 |
| TOTAL LIABILITIES | 202,760,228 | 233,968,354 |
| Net assets available for benefits | 11,686,110,408 | 12,820,011,009 |

STATEMENT OF CHANGE IN PLAN ASSETS INTERIM

| | 8 Months Ending 2/29/2008 | 12 months Ending 06/30/2007 |
|---|------------------------------|--------------------------------|
| ADDITIONS: | | |
| Employer: | | |
| Early Retirement option | \$ 782,796 | \$ 14,394,328 |
| State of Illinois | 50,175,133 | 75,286,700 |
| CPS contributions | - | 80,340,000 |
| Federal funds | - | 1,105,936 |
| Special leaves | - | 23,061 |
| Reciprocal collections | 656 | 829 |
| | 50,958,585 | 171,150,854 |
| Employee: | 106,561,753 | 176,628,559 |
| Investment income: | | |
| Interest | 109,579,893 | 187,244,699 |
| Dividends | 91,215,720 | 156,989,222 |
| Securities lending (net) | (12,398,950) | 6,747,459 |
| Realized gains (losses) | 409,686,890 | 1,106,005,246 |
| Unrealized gains (losses) | (1,207,385,721) | 530,249,320 |
| Miscellaneous Investment income | 6,433 | 73,354 |
| | (609,295,735) | 1,987,309,300 |
| Miscellaneous Other | 4,099 | 1,923 |
| TOTAL ADDITIONS | (451,771,298) | 2,335,090,636 |
| DEDUCTIONS: | | |
| Refunds | 6,808,415 | 36,354,509 |
| Pension benefits | 600,051,088 | 797,776,955 |
| Death benefits | 1,942,754 | 2,877,183 |
| Health insurance rebate | 42,160,100 | 61,028,841 |
| Investment advisory & custodial | 26,680,643 | 37,125,935 |
| Administrative & miscellaneous | 4,486,307 | 8,434,688 |
| TOTAL DEDUCTIONS | 682,129,307 | 943,598,111 |
| NET INCREASE (DECREASE) | (1,133,900,605) | 1,391,492,525 |
| Net assets available for benefits at beginning of year | 12,820,011,009 | 11,428,518,484 |
| Net assets available for benefits at end of period | 11,686,110,408 | 12,820,011,009 |

ADMINISTRATIVE AND INVESTMENT EXPENSE ANALYSIS

| | INTERIM 8 Months Ending 02/29/08 | Budget Year 2008 | % | % of Budget to Date | Year Ending 6/30/2007 | Year Ending 6/30/2006 |
|--|--|----------------------|----|------------------------|--------------------------|--------------------------|
| Salaries | \$ 2,434,940 | \$ 3,963,505 | 1 | 61% | \$ 3,994,113 | \$ 3,866,126 |
| Actuary fees | 30,000 | 57,000 | 2 | 53% | 48,956 | 47,500 |
| Audit and Tax | 35,000 | 50,000 | 3 | 70% | 46,565 | 37,500 |
| Banking Fees | 19,158 | 36,000 | 26 | 53% | 17,861 | - |
| Conferences, seminars, and membership dues | 18,587 | 15,000 | 15 | 124% | 13,876 | 22,910 |
| Consulting Fees | 31,897 | 35,000 | 4 | 91% | 28,630 | 59,000 |
| Data processing expense | 42,904 | 100,000 | 24 | 43% | 87,797 | - |
| Document imaging/Records Mgmt | 5,855 | 26,000 | 6 | 23% | 22,483 | 25,534 |
| Election expense | 48,742 | 261,600 | 7 | 19% | 178,385 | 220,041 |
| Employee's health insurance | 323,940 | 515,000 | 8 | 63% | 461,990 | 633,916 |
| Field Services/Pension Rep | 23,658 | 90,000 | 27 | 26% | 80,620 | - |
| Health insurance consulting | 31,090 | 50,000 | 9 | 62% | 33,174 | 84,323 |
| Insurance premiums | 24,213 | 35,300 | 10 | 69% | 36,595 | 40,918 |
| Legal fees | 166,804 | 250,000 | 11 | 67% | 222,008 | 189,927 |
| Legislative expense | 68,744 | 105,760 | 12 | 65% | 105,760 | 100,724 |
| Maintenance of equipment, systems, software and support | 93,789 | 373,000 | 13 | 25% | 303,581 | 310,030 |
| Medical fees | 32,265 | 62,000 | 14 | 52% | 59,445 | 64,075 |
| Office forms and supplies | 40,393 | 60,000 | 16 | 67% | 36,451 | 64,169 |
| Office rent and utilities | 377,632 | 760,422 | 17 | 50% | 704,629 | 832,832 |
| Postage and Delivery | 110,800 | 250,000 | 18 | 44% | 212,044 | 287,649 |
| Printing and binding/publications | 82,795 | 200,000 | 19 | 41% | 245,947 | 177,775 |
| Studies and evaluation | 5,243 | 50,000 | 20 | 10% | 3,638 | 13,701 |
| System Consulting | 356,975 | 500,000 | 28 | 71% | 559,680 | - |
| Temporary staffing-MIS, Mbr. Svs. | - | - | 21 | 0% | 11,785 | 382,668 |
| Trustee conferences, seminars, and meetings | 50,651 | 140,000 | 22 | 36% | 128,448 | 88,786 |
| Tuition and Training | 12,571 | 60,000 | 23 | 21% | 29,820 | 19,179 |
| Miscellaneous | 17,661 | 30,000 | 25 | 59% | 31,824 | 213,464 |
| Total Administrative Budget | \$ 4,486,307 | 8,075,587 | | 56% | 7,706,105 | 7,782,747 |
| Depreciation - Non Cash Item | - | | | | 728,583 | 537,593 |
| Total Administrative Budget with Depreciation | \$ 4,486,307 | \$ 8,075,587 | | 56% | \$ 8,434,688 | \$ 8,320,340 |
| Custodial | 333,333 | 500,000 | | 67% | 500,000 | 477,066 |
| Consulting | 320,000 | 480,000 | | 67% | 480,000 | 500,000 |
| Manager fees | 25,836,274 | 37,800,000 | | 68% | 35,823,483 | 31,382,071 |
| Fees for foreign exchange and real estate | 191,036 | - | | - | 322,452 | 432,415 |
| Total Investment | \$ 26,680,643 | \$ 38,780,000 | | 69% | \$ 37,125,935 | \$ 32,791,551 |
| Fixed Assets (cost) | 47,900 | 245,000 | | 20% | 46,837 | 103,330 |
| Database (Pension Gold) project | 23,179 | 100,000 | | 23% | 104,533 | 411,192 |
| Total Capital Expenditures | 71,079 | 345,000 | | 21% | 151,370 | 514,522 |

INVESTMENT ANALYSIS

FEBRUARY 29, 2008

| | FAIR VALUE 02/29/2008 | FAIR VALUE 6/30/2007 | FAIR VALUE 6/30/2006 |
|--------------------------|-----------------------------|-----------------------------|-------------------------------|
| ASSETS | | | |
| EQUITY | 7,592,553,420 | 8,667,368,477 | 7,450,594,648 |
| BONDS | 2,699,480,288 | 2,696,170,922 | 2,691,741,585 |
| REAL ESTATE | 885,371,108 | 836,970,146 | 706,998,185 |
| PRIVATE EQUITY | 289,644,455 | 309,264,342 | 259,562,521 |
| CASH & CASH EQUIVALENT | 327,295,454 | 439,470,864 | 418,269,986 |
| | \$ 11,794,344,725 | \$ 12,949,244,751 | \$ 11,527,166,925 |
| INCOME | | | |
| | 8 Months 7/1/07-02/29/08 | 12 Months 7/1/06-6/30/07 | 12 Months 7/1/05-6/30/2006 |
| DIVIDENDS | 91,215,720 | 156,989,222 | 142,577,238 |
| INTEREST | 109,579,893 | 187,244,699 | 177,029,734 |
| SECURITIES LENDING (NET) | -12,398,950 | 6,747,459 | 6,215,679 |
| NET APPRECIATION | -797,698,832 | 1,636,203,017 | 804,849,270 |
| MISCELLANEOUS INVEST. | 6,433 | 73,354 | 63,008 |
| | \$ (609,295,735) | \$ 1,987,257,752 | \$ 1,130,734,930 |

The preliminary rate of return for the eight months period ending February 29, 2008 was (4.5%) while the return for the S&P 500 Index and Lehman Aggregate Index was (10.3%) and 7.9% respectively.

The Fund had a rate of return of 17.7% for the year ending June 30, 2007 and a 10.6% for the year ending June 30, 2006.

Net appreciation for the 8 months ending February 29, 2008 includes \$409.7 million realized gain and unrealized loss of (\$1,207.4) million based upon a -4.5% return for the 8 months period.

Financial Secretary Otero moved the Report of the Financial Secretary to the omnibus.

REPORT OF THE COMMITTEE ON CLAIMS AND SERVICE CREDITS

Applications for Pensions

The Committee on Claims and Service Credits reported that applications for pensions are presented for persons, hereinafter listed, with the recommendation that they be approved and granted in the amount and under the conditions set forth herewith.

In the case of each applicant for service and disability pension, the employment of the teacher has terminated, the legally prescribed minimum years of teaching service were completed and

requirements with respect to age, the Illinois Retirement Systems Reciprocal Act (if applicable) and the Illinois Pension Code were fulfilled.

In accordance with the provisions of the Illinois Pension Code, each applicant for disability retirement pension was declared by two physicians appointed by the Board to be suffering from a disability which wholly and presumably permanently incapacitates him/her for teaching.

Each applicant for a survivor's or reversionary pension furnished proper evidence of his/her right to receive such benefit.

Optional Service Retirement Pensions 02/01/2008 thru 3/31/2008

| Name of Member | School or Final Status | 1st Check Date | Years of Service | Effective Date | Annual Pension |
|---|------------------------|----------------|------------------|----------------|----------------|
| * BRUSEK KACZMAREK, EILEEN MARY | HUMAN RESOURCES | 02-01-2008 | 35.80 | 12-23-2007 | 57,120.12 |
| * DENTON, FLORENCE LOUISE | HEROES ACADEMIC | 03-03-2008 | 26.45 | 02-03-2008 | 44,125.44 |
| * DOXY, LORENA | GLOBAL VISIONS | 02-01-2008 | 13.40 | 09-18-2007 | 17,196.36 |
| ENNESSER, RAYMOND W | SUB POSTAL SERVICE | 02-01-2008 | 22.35 | 01-07-2008 | 19,076.28 |
| * GALVEZ, FAITH DARYL | EDUC TO CAREERS | 02-01-2008 | 34.90 | 07-08-2007 | 77,474.76 |
| * GARCIA, MARIA B G | GARY | 03-03-2008 | 31.08 | 01-06-2008 | 31,650.96 |
| * GARLAND, JAMES LEE | REED | 03-03-2008 | 43.11 | 02-03-2008 | 49,512.36 |
| * GILIANA, APREM SHAMOON | SCAMMON | 02-01-2008 | 26.78 | 01-07-2008 | 40,609.56 |
| * GORDON, SHIRLEY | BURKE | 03-03-2008 | 33.24 | 02-03-2008 | 37,865.52 |
| HERMINA, ROSA I | FORMER TEACHER | 02-01-2008 | 22.55 | 01-13-2008 | 16,395.72 |
| HUMPHRIES, DELORES | DIXON | 02-01-2008 | 32.94 | 01-17-2008 | 42,845.88 |
| * ISAACSON, GEORGE A | BEST PRACTICE H S | 02-01-2008 | 27.10 | 08-24-2007 | 37,748.88 |
| * LOPEZ, CAROL LEE | NOBEL | 02-01-2008 | 19.65 | 01-06-2008 | 26,513.16 |
| MCKAY, PATRICIA J | BLAIR | 03-03-2008 | 34.39 | 10-17-2007 | 51,987.12 |
| * MILLER, JAMES THOMAS | ROOSEVELT H S | 03-03-2008 | 16.64 | 02-03-2008 | 22,546.08 |
| * MOFFETT, SIDNEY L | HARLAN COMM ACAD | 02-01-2008 | 36.65 | 11-24-2007 | 49,512.36 |
| * OLVERA, LITA | DAVIS | 02-01-2008 | 37.93 | 12-22-2007 | 80,539.08 |
| PAVEGLIO, MARK ROBERT | MARSHALL METRO H | 02-01-2008 | 30.03 | 10-26-2007 | 28,025.28 |
| * PHILLIPS-ROSEMOND, KAREN ELIZABETH | BOUCHET ACADEMY | 02-01-2008 | 21.09 | 08-29-2007 | 26,194.44 |
| * PITTS, LAURETTA | DYETT HIGH SCHOOL | 03-03-2008 | 22.03 | 02-03-2008 | 32,246.28 |
| ROBY, AVIS L | JEFFERSON N | 02-01-2008 | 10.08 | 08-16-2007 | 9,242.04 |
| ROOMKIN, JANICE A | SUB POSTAL SERVICE | 03-03-2008 | 17.90 | 02-12-2008 | 22,229.88 |
| * SCOTT, DANIEL LUTHER | MILTON BRUNSON | 02-01-2008 | 43.20 | 06-24-2007 | 54,212.64 |
| * SHEDD, VALERIE ANN | MORGAN PARK H S | 03-03-2008 | 33.48 | 02-03-2008 | 64,386.00 |
| * SHEFFER, DIANA B. | CHICAGO TEACHERS UN | 03-01-2008 | 25.98 | 02-03-2008 | 62,657.88 |
| * SMITH, LUCILLE | CALDWELL | 02-01-2008 | 33.39 | 01-06-2008 | 52,776.60 |
| * STRAUSS, ELLEN ANN | REASSIGNED TEACHER | 02-01-2008 | 24.21 | 06-24-2007 | 34,497.84 |
| * THOMPSON, HENRY W | CARROLL | 02-01-2008 | 10.23 | 01-06-2008 | 13,231.56 |
| * VOLKMAN, PAMELA A | CHICAGO AGR H S | 02-01-2008 | 34.60 | 01-20-2008 | 49,516.56 |
| * WINSTON, ROSALYN E | DISNEY MAGNET | 03-03-2008 | 35.06 | 02-03-2008 | 53,877.24 |

| | | |
|--|--|---------------------|
| Count of Optional Retirement Pensions: 30 | Total Optional Retirement Pensions: | 1,205,813.88 |
| | Average Pension: | 40,193.80 |
| | Average Service Years: | 27.87 |

* Denotes preliminary pension

Reciprocal Service Retirement Pensions 02/01/2008 thru 3/31/2008

| Name of Member | School or Final Status | 1st Check Date | Years of Service | Effective Date | Annual Pension |
|--|---|----------------|------------------|----------------|-------------------|
| * BROWN-IGLESKI, BONITA C | LAVIZZO ELEMENTAR | .03-03-2008 | 10.63 | 01-31-2008 | 10,008.60 |
| CICH, THOMAS F | EMMET | .03-03-2008 | 10.96 | 06-24-2007 | 16,749.84 |
| GALLIVAN, MARILYN J | FORMER TEACHER | .03-03-2008 | 1.05 | 02-06-2008 | 1,348.80 |
| GERBER, ANDREA | FORMER TEACHER | .03-03-2008 | 1.45 | 01-01-2008 | 1,162.08 |
| GREENE, MINNA G | FORMER TEACHER | .03-03-2008 | 1.50 | 01-01-2008 | 207.48 |
| GUZIK, BETTY J | FORMER TEACHER | .03-03-2008 | 1.15 | 09-01-2007 | 1,695.72 |
| * HANSEN, MARY ANN | WARREN | .02-01-2008 | 18.51 | 06-24-2007 | 30,952.80 |
| LEIB, MARSHAN M | FORMER TEACHER | .02-01-2008 | 1.50 | 01-05-2008 | 738.00 |
| * LYONS, DAVID | FORMER TEACHER | .02-01-2008 | 3.68 | 12-01-2007 | 3,582.72 |
| PARON, JANICE L | FORMER TEACHER | .02-01-2008 | 11.95 | 12-29-2007 | 14,438.64 |
| * SANSONE, PHYLLIS JANE | FALCONER | .03-03-2008 | 17.68 | 06-24-2007 | 26,940.12 |
| * WENGLINSKI, JOHN | TILDEN H S | .02-01-2008 | 2.90 | 06-24-2007 | 3,797.52 |
| Count of Reciprocal Retirement Pensions: 12 | Total Reciprocal Retirement Pensions | | | | 111,622.32 |
| | Average Pension: | | | | 9,301.86 |
| | Average Service Years: | | | | 6.91 |

* denotes preliminary pension

Disability Retirement Pensions 02/01/2008 thru 3/31/2008

| Name of Member | School or Final Status | 1st Check Date | Years of Service | Effective Date | Annual Pension |
|---|-----------------------------------|----------------|------------------|----------------|------------------|
| * BRADLEY, CATHERINE FAYE | SUB TEACHER POSTAL | .03-03-2008 | 12.80 | 12-29-2007 | 9,725.04 |
| DAVIS, JAMES L | ERICSON | .02-01-2008 | 32.88 | 12-15-2006 | 46,160.28 |
| * FARZANA, ABEDA | KILMER | .02-01-2008 | 11.83 | 07-14-2007 | 13,682.28 |
| Count of Disability Retirement Pensions: 3 | Total Disability Pensions: | | | | 69,567.60 |
| | Average Pension: | | | | 23,189.20 |
| | Average Service Years: | | | | 19.17 |

* denotes preliminary pension

Survivors' Pensions 02/01/2008 thru 3/31/2008

| Name of Member | 1st Check Date | Years of Service | Effective Date | Annual Pension |
|--|----------------|------------------|----------------|----------------|
| BARNES, RUBY JEAN <i>(WIFE OF KENNETH JOSEPH BARNES)</i> | .02-01-2008 | 19.10 | 11-04-2007 | 6,377.88 |
| BEEKIL, IRVING B. <i>(HUSBAND OF LOIS S BEEKIL)</i> | .02-01-2008 | 26.80 | 12-01-2007 | 12,126.60 |
| BLAYLOCK, GLORIA JEAN <i>(WIFE OF SYLVESTER BLAYLOCK)</i> | .03-10-2008 | 24.82 | 09-01-2007 | 10,573.08 |
| BROWN, GABLE <i>(HUSBAND OF PATRICIA K SAMPSON-BROWN)</i> | .03-03-2008 | 25.15 | 10-01-2007 | 16,790.16 |
| COUPET, CHARLYN <i>(WIFE OF JOSEPH A COUPET)</i> | .03-01-2008 | 25.00 | 01-01-2008 | 15,917.28 |

| | | | | |
|--|-------------|-------|------------|-----------|
| DANIEL, JOBE <i>(HUSBAND OF MARGARET WEBB-DANIEL)</i> | .03-01-2008 | 26.00 | 09-01-2007 | 18,771.60 |
| FITZGERALD, JOHN M. <i>(HUSBAND OF DOLORES K FITZGERALD)</i> | .02-01-2008 | 34.10 | 12-01-2007 | 29,950.92 |
| FORD, JOHN R <i>(HUSBAND OF RITA A FORD)</i> | .03-03-2008 | 28.52 | 09-10-2007 | 9,640.08 |
| GERSTEIN, SHAYLE J <i>(HUSBAND OF MARILYN E GERSTEIN)</i> | .03-03-2008 | 29.20 | 01-01-2008 | 23,160.12 |
| GOMEZ, ALTAGRACIA D <i>(WIFE OF MIGUEL ANGEL CARRASCO)</i> | .02-01-2008 | 13.03 | 09-17-2007 | 8,136.60 |
| GRAVES, CYNTHIA HELEN <i>(WIFE OF LAVELL GRAVES)</i> | .03-03-2008 | 33.95 | 12-31-2007 | 21,762.00 |
| GREEN, FRANCES M <i>(WIFE OF DANIEL B GREEN)</i> | .02-01-2008 | 27.90 | 01-01-2008 | 14,785.32 |
| JONES, ESTELLE M. <i>(WIFE OF ARTHUR L JONES)</i> | .03-03-2008 | 37.30 | 02-01-2008 | 24,646.32 |
| JUVANCIC, WILLIAM <i>(HUSBAND OF HELEN T JUVANCIC)</i> | .03-03-2008 | 39.80 | 12-01-2007 | 20,058.12 |
| KHAN, SHAHANARA <i>(WIFE OF PARVEZ KHAN)</i> | .03-03-2008 | 5.15 | 08-21-2007 | 4,800.00 |
| LIGHTNER, GRACE M <i>(WIFE OF WERNER W LIGHTNER)</i> | .02-01-2008 | 36.90 | 01-01-2008 | 31,707.36 |
| LUBERA, MARIA <i>(WIFE OF HENRY R LUBERA)</i> | .02-01-2008 | 39.00 | 12-01-2007 | 28,515.12 |
| MANSFIELD, HILDA <i>(WIFE OF RALPH MANSFIELD)</i> | .03-01-2008 | 9.60 | 01-01-2008 | 5,949.96 |
| MCDONALD, JOSEPH W <i>(HUSBAND OF ERNESTINE MCDONALD)</i> | .03-03-2008 | 16.68 | 12-07-2007 | 11,267.76 |
| MODEROW, DOUGLAS <i>(HUSBAND OF DORIS J MODEROW)</i> | .03-03-2008 | 24.90 | 10-01-2007 | 12,636.96 |
| PRUITT, FLORENCE <i>(WIFE OF GEORGE PRUITT)</i> | .02-01-2008 | 34.10 | 01-01-2008 | 24,676.44 |
| SENN, MARY STONE <i>(WIFE OF PETER R SENN)</i> | .03-03-2008 | 16.00 | 01-01-2008 | 11,190.36 |
| SYKES, SOPHIA <i>(WIFE OF JEROME SYKES)</i> | .03-03-2008 | 29.60 | 12-01-2007 | 16,115.64 |
| WADE, FRANK E. <i>(HUSBAND OF SELVEY W WADE)</i> | .02-01-2008 | 26.20 | 12-01-2007 | 9,862.92 |

| | | |
|---|-----------------------------------|-------------------|
| Count of Survivors' Pensions: 24 | Total Survivors' Pensions: | 389,418.60 |
| | Average Pension: | 16,225.78 |
| | Average Service Years: | 26.20 |

* denotes preliminary pension

Summary of Pensions Granted 02/01/2008 thru 03/31/2008

| Type of Pension | At this meeting | Total Approved this Fiscal Year |
|--|------------------------|--|
| Optional service retirement pensions | 30 | 1,729 |
| Reciprocal service retirement pensions | 12 | 340 |
| Disability retirement pensions | 3 | 30 |
| Duty Disability retirement pensions | 0 | 0 |
| Survivors pensions | 24 | 154 |
| Reversionary pensions | 0 | 2 |

Cancellation of Pensions

The Committee on Claims and Service Credits reported that pursuant to the law, the pensions of the following persons were cancelled upon the date of attainment of legal age. The Committee recommended that the cancellations shown below be confirmed and reported in the proceedings of this meeting.

02/01/2008 thru 03/31/2008

| Name | Reason | Type of Pension | Rate of Pension | Date Cancelled |
|-------------------------------------|------------------|---------------------------|-----------------|----------------|
| BILES SIMONE YAEL | Exceed Age Limit | Survivorship - Step w/2.2 | 793.26 | 02-29-2008 |
| HUMPHREY TRENETTE | Exceed Age Limit | Survivorship - Step Rate | 300.00 | 03-31-2008 |
| Count of Cancelled Pensions: | 2 | | | |

Death Benefits

The Committee on Claims and Service Credits reported that documents pertaining to claims for death benefits were examined and verified, and recommended approval.

In support of these claims, the Committee reported that death benefits were for persons whose dates of death were certified and whose heirs, beneficiaries, administrators or executors furnished proper evidence to receive such payments.

02/01/2008 thru 03/31/2008

Single Payment of Death Benefit

| DECEASED | BENEFICIARY |
|----------------------|--|
| ARMSTRONG, NAOMI Y | HARRY DUNBAR1,666.67 |
| | TERESA GLORIA DUNBAR1,666.66 |
| | BETTY JO DUNBAR1,666.67 |
| AZARK, IRENE S | SANDRA L ROSS1,000.00 |
| | DANIEL AZARK1,000.00 |
| | MICHAEL AZARK1,000.00 |
| | SUZANNE TEWS1,000.00 |
| | MARY THERESE BRAZIER1,000.00 |
| BALTINS, VIVIJA N | ESTATE OF VIVIJA BALTINS5,000.00 |
| BECHEL, CHARLES R | BETTY ANGELA BECHEL5,000.00 |
| BELOZ, AUGUSTINE | MARGARITA BELOZ5,000.00 |
| BENSON, OVELTA M | MARCIE THOMPSON5,000.00 |
| BENTLEY, ROBERT R | DAVID J. BENTLEY5,000.00 |
| BRANCH, ESSIE G | JOHNNIE M. GRAY1,666.67 |
| | PINELLA HATCH1,666.67 |
| | CAROL J. SWIFT1,666.66 |
| BURCH, RALPH | ANITA C. BURCH5,000.00 |
| CADWELL, LOUISE M | LOUISE M. MURAWSKI5,000.00 |
| CARBONARO, DOROTHY R | MICHALIK FUNERAL HOME5,000.00 |
| CATES, JANE L | JENNIFER O. ERICKSEN2,500.00 |
| | SCOTT C. OVERLY2,500.00 |
| CHAPMAN, JOSEPHINE | BONNIE J WALKER1,250.00 |
| COLLORD, DALE F | ERIC D. LORD2,500.00 |

| | | |
|--------------------------------|----------------------------------|-----------|
| COOPER, JOSEPH J | JOSEPH J. COOPER TRUST | 5,000.00 |
| COUPET, JOSEPH A | CHARLYN COUPET | 1,666.67 |
| | FRANCOIS P. COUPET | 1,666.67 |
| CRIST, DOROTHY | MARY I. CRIST | 5,000.00 |
| CROSSMAN, MARY R | JOHN H. CROSSMAN | 2,500.00 |
| | ELLEN C. MCGRATH | 2,500.00 |
| CROWDER, SAM | SEAN L. CROWDER | 2,500.00 |
| | FRANCES FREELON | 2,500.00 |
| CULLEN, VERA M | WILLIAM C. CULLEN | 5,000.00 |
| DABBOUSEH, JOYCE I | JAMES MOLNAR | 3,000.00 |
| | LILLIAN MOLNAR | 3,000.00 |
| DAVIS, CLYDE F | DOLORES M. DAVIS | 5,000.00 |
| DOLLARS, CLAUDIA W | VINCENT A. WELLS | 1,250.00 |
| DONOVAN, WILLOUISE | JOAN E. KRUZEL | 5,000.00 |
| DREUTH, LENORE R | MARTHA D. FEWELL | 1,666.67 |
| | LAURA LEE DREUTH | 1,666.67 |
| DUNIGAN, CARY M | CARMON DUNIGAN | 2,500.00 |
| | MARGARET DUNIGAN | 2,500.00 |
| DYSON, LUCILLE D | MELODY L. DYSON | 2,500.00 |
| ESCOTO, SALVADOR P | JOAN M ESCOTO | 5,000.00 |
| FLETCHER, ANNIE M | CHRISTINA M. FLETCHER | 5,000.00 |
| FRIEDMAN, ELSIE L | MARVIN FRIEDMAN | 1,666.67 |
| | SIGMUND FRIEDMAN | 1,666.67 |
| | SUSAN LIEBERMAN ROTHFEDER | 1,666.66 |
| GARLAND, EMILY M | TAYLOR FUNERAL HOME | 5,000.00 |
| GEDONS, NANCY M | ARTHUR G. KRUEGER | 1,666.67 |
| | KENNETH R. KRUEGER | 1,666.67 |
| | DAVID P. STEINERT | 1,666.66 |
| GERSTEIN, MARILYN E | SHAYLE J GERSTEIN | 5,000.00 |
| GORNY, WANDA | STEPHEN T. GORNY | 2,500.00 |
| | EDWARD T. GORNY | 2,500.00 |
| GUDE, MARILYN N | JERRY GUDE | 8,000.00 |
| HALL, RODGER L | SHANI E HALL HEBERT | 6,000.00 |
| HALL, WILLIAM EDGAR | KRISTINE H. HALL | 5,000.00 |
| | CAROLE A. O'BRIEN | 5,000.00 |
| HAMBOURGER, JAMES | WARREN L. HAMBOURGER | 2,500.00 |
| | SCOTT F. HAMBOURGER | 2,500.00 |
| HANSON, JEAN S | MARGARET J. HANSON | 2,500.00 |
| | BETH L. KLINGEL | 2,500.00 |
| HASTY, MARY L | VERNELL J. HASTY | 5,000.00 |
| HERNANDEZ, ROMERA CHRISTINA | STEPHANIE R FAGAIRO-HOLLIS | 4,000.00 |
| | KIERRA S. FIGUEROA | 4,000.00 |
| HOLECHKO, MARY G | JAMES T. HOLECHKO | 1,666.67 |
| | PAUL J. HOLECHKO | 1,666.67 |
| | ROSEANN HANSCHMAN | 1,666.66 |
| HOUSER, OTIS | MAXINE HOUSER | 5,000.00 |
| HUGHES, EDDIE | BEATRICE FULLERLOVE | 10,000.00 |
| IRVING, WINNIFRED C | GEORGE JOSEPH IRVING | 5,000.00 |
| ISRAEL, CARRIE B | SAMMIE LEE FOSTER | 5,000.00 |
| JAKE, EMMA J | CHARMAINE J MATTHEWS | 1,666.67 |

| | | |
|-------------------------|--------------------------------|----------|
| JARECZEK, LEONARD | LUANA T JARECZEK | 5,000.00 |
| JOHNSTON, THOMAS ANDREW | ELIZABETH A. BOOTON | 8,000.00 |
| JONES, ARTHUR L | ESTELLE M. JONES | 5,000.00 |
| JUVANCIC, HELEN T | WILLIAM JUVANCIC | 5,000.00 |
| KARLEN, HARVEY M | JUNE A KARLEN | 5,000.00 |
| KELLEHER, LAVERNE J | ELAINE K. NAVARRO | 5,000.00 |
| KOBUKATA, KENNETH | UME JANE GORDON | 2,500.00 |
| | YURI K, YOSHINO-O'CONNOR | 2,500.00 |
| KUBAN, ANDREW | ANNE M. KUBAN | 5,000.00 |
| LONZO, MARY L | TERESINE L. BEAMON | 1,500.00 |
| | CALARA K. HARDIN | 1,500.00 |
| MANGAN, HELEN O | MARY JO MCDERMOTT | 2,500.00 |
| | CATHERINE A. HARTZELL | 2,500.00 |
| MANSFIELD, RALPH | KAREN L. MANSFIELD | 1,250.00 |
| | RICHARD S. MANSFIELD | 1,250.00 |
| | PAMELA J. MANSFIELD | 1,250.00 |
| | DIANE E. JUDGE | 1,250.00 |
| MAYER, ANDREW M | ALICE E MAYER | 5,000.00 |
| MCCAUGHERTY, KAREN K | LORINE GAYLE MCCAUGHERTY | 1,666.67 |
| | LINDA S. WOLF | 1,666.67 |
| MCDONALD, MARGARET | JOHN E. MCDONALD | 2,500.00 |
| | PATRICK W. MCDONALD | 2,500.00 |
| MUELLER, CLAIRE O | ROBIN L. OYE | 1,666.67 |
| | LORELEI J. OYE | 1,666.67 |
| MUSGRAVE, BETTY W | ESTATE OF BETTY MUSGRAVE | 5,000.00 |
| O'CONNOR, LOUISE D | CHARLES J. O'CONNOR | 5,000.00 |
| PETERSON, KENNETH | GERALDINE K PETERSON | 5,000.00 |
| PRENTISS, JEFFERSON E | HAZEL LORENE PRENTISS | 5,000.00 |
| QUEENAN, JOHN T | CHRISTINA EUHUS | 5,000.00 |
| RALIS, LOIS M | DONALD C. RALIS | 1,666.67 |
| | MARIBETH SMITH | 1,666.67 |
| | CHARLES B. RALIS | 1,666.66 |
| RANSLEY, BERNICE | ELIZABETH A. RANSLEY | 2,500.00 |
| RAPP, MARY K | JOHN H RAPP | 1,666.67 |
| | PAUL E RAPP | 1,666.67 |
| | SUSAN L ROBSON | 1,666.66 |
| RICE, ROXIE W | DONALD C. RICE | 2,500.00 |
| | KATHRYN J. RICE | 2,500.00 |
| SANES, RUTH | DAVID SANES | 5,000.00 |
| SAUNDERS, ALPHRA | MILAN V. SAUNDERS | 5,000.00 |
| SENN, PETER R | MARY STONE SENN | 5,000.00 |
| SHERRILL, JOHN W | JEWELL C SHERRILL | 5,000.00 |
| SIMMONS, RUTHERFORD B | GLADYS JANE SIMMONS | 5,000.00 |
| SOMMER, WALTER W | MYRTLE M. SOMMER | 5,000.00 |
| SPAAK, MILDRED E | ADAM T. DUKE | 2,500.00 |
| | MELANIE E. DUKE | 2,500.00 |
| STEPHENS, NAOMI V | ARTHUR L STEPHENS | 2,500.00 |
| TATE, WILLIE C | RUBIN TATE | 1,250.00 |
| TAYLOR, ADOLPHUS | LOTTIE D. TAYLOR | 5,000.00 |
| THOMAS, RUDOLPH W | ESTATE OF RUDOLPH THOMAS | 5,000.00 |

| | | |
|-----------------------|------------------------------------|-------------------|
| WEBB-DANIEL, MARGARET | KANELA R. BOOKER | 1,250.00 |
| | MALAIKA B. BOOKER | 1,250.00 |
| | SANDRA MARIE WEBB BOOKER | 1,250.00 |
| WEGLOSKI, ELEANOR | JOSEPH P. WEGLOSKI | 5,000.00 |
| WELCH, SALLIE L | ABRAHAM M. POTTS | 3,000.00 |
| | KAREN Y. POTTS | 3,000.00 |
| WILSON, HERBERT L | STEWART F. WILSON | 5,000.00 |
| WOOD, MARION W | BARBARA W. KELLY | 5,000.00 |
| | | <hr/> |
| | | 422,500.03 |

Refund of Contributions

DECEASED

BUKOWSKI, HENRY K
 CHISHOLM, MICHAEL K
 DETON, BARBARA A
 GORDON, JOAN R
 HUGHES, EDDIE
 MORRIS, HARRY

BENEFICIARY

MARIA D. BUKOWSKI 66.00
 CINDY CHISHOLM 404.72
 AVON W. PARKER 105.28
 RICHARD C. GORDON 4,314.63
 BEATRICE FULLERLOVE 40,721.40
 JOAN MORRIS 210.00

45,822.03

Combined Death Benefit

DECEASED

FORD, RITA A
 GRAVES, LAVELL
 HOLLAND, GARY
 KHAN, PARVEZ
 KING, MADEARIA Y
 MCDONALD, ERNESTINE
 MCDONALD, JAMIE
 SALZER, MARY M
 SLAUGHTER, JEANETTE
 WILLIAMS, LEROY
 YOUNG, DONALD

Grand Total of All Death Benefits

BENEFICIARY

JOHN R FORD 30,653.85
 JORI FORD 30,653.85
 CYNTHIA HELEN GRAVES 54,152.76
 JERRIA GRAVES 54,152.73
 ELAINE HOLLAND 89,143.99
 FARJANA KHAN 9,571.93
 SHAHANARA KHAN 9,571.91
 MAE E. KING 10,340.91
 DEARING E. KING 10,340.91
 JOSEPH W MCDONALD 23,156.49
 ANTOINE LLOYD 23,156.49
 STEVEN MCDONALD 23,156.49
 DONSANELL NASH 109,151.55
 AARON DAVID SALZER 14,238.97
 M. CARL JACKSON 11,014.97
 JEANA SLAUGHTER 11,014.96
 JEFFREY A SLAUGHTER 11,014.96
 JOY L. SLAUGHTER 11,014.96
 ESTATE OF LEROY WILLIAMS 17,692.60
 DELORES YOUNG 5,762.33
 HENRIETTA YOUNG 5,762.33
 JAMES YOUNG 5,762.33
 JOSEPH YOUNG 5,762.33
 LORRAINE YOUNG 5,762.27

582,006.87

1,050,328.93

Refunds

The Committee on Claims and Service Credits reports that documents pertaining to claims for refunds, listed herewith, were examined and verified, and recommends approval thereof.

In support of these claims, the committee reports that:

2.2 excess contributions represent the additional amount contributed after 34 years of service refundable upon retirement provided the member does not choose the augmented pension rate; contract overpayments and refunds represent reductions and withdrawals of previously validated optional service and 2.2 upgrade contributions; excess contributions represent deductions outside of the statutory requirements; termination and other refunds are for persons no longer employed as members of the teaching force and, survivor contributions are for members with no eligible survivors at the time of retirement.

Refunds 02/01/2008 thru 03/31/2008

2.2 EXCESS CONTRIBUTIONS

| | | | |
|--------------------------------|----------|---------------------------------------|-------------------|
| ALLOCCO, FRANK | 6,160.63 | MALONE, CHARLES R | 3,720.80 |
| BASSO, ROBERT M | 4,250.69 | MARKOU, JOAN BETZELOS | 4,206.72 |
| BERGER, MYRON MITCHELL | 6,392.28 | MATTHEWS, EUGENE | 5,430.22 |
| BINDER, HOWARD R | 6,127.55 | MAYER, RICHARD A | 4,977.01 |
| BONI, DANIEL P | 3,594.01 | MCDOWELL, MATTHEW | 5,973.38 |
| | | | |
| BRADLEY, FLORIDA WHITE | 4,514.90 | MCNEELA, JOSEPH E | 2,433.61 |
| BREASHEARS, JAMES EDWARD | 5,819.27 | PIERZCHALSKI, LINDA ANNE | 5,320.65 |
| BUTTERFIELD, JOHN A | 4,919.79 | RECZEK, PATRICIA ANN | 3,457.94 |
| CANDIOTO, FRANK M | 4,846.45 | RICHARDSON, ANNIE W | 4,575.11 |
| CARSON, GWENDOLYN H | 3,300.55 | SAIEVA, CHARLES J | 3,286.72 |
| | | | |
| CASEY, WILLIAM J | 5,673.30 | SCHLATTER, JAMES EVERETT | 2,712.97 |
| CHANEY, EWERN | 5,236.72 | SMITH, ELIZABETH | 4,366.98 |
| CITTADINE, ELIZABETH L | 6,220.00 | SMITH, WILLIAM EDGAR | 2,494.06 |
| FARBER, LINDA BASS | 4,569.95 | SZELAG, JAMES | 3,605.82 |
| HARRIS, JOAN M | 4,499.14 | TAMAS, JOHANNA | 2,802.35 |
| | | | |
| HASSMAN, ERVIN | 6,224.16 | THOMPSON, DEAN WILLIAM | 3,750.93 |
| HOWARD, JEANETTE LOUISE | 3,409.39 | TORIMARU-CHARVA, SHERRY | 4,076.86 |
| JACK, MILDRED L | 5,788.04 | TURNER, JOHNNY L | 3,510.03 |
| JOHNSON, YVONNE ADRIENNE | 3,209.98 | WARD, LINDA | 4,518.03 |
| JONES, SANDRA CAROL | 3,436.73 | WEGREN, RICHARD STANLEY | 4,354.23 |
| | | | |
| KELLEHER, MATTHEW J | 3,621.70 | WHITE, EARGNEE WALTON | 4,001.35 |
| LA FORCE, BRUCE | 3,221.81 | WHITING, JOSIE L | 3,771.68 |
| LOWERY, GLORIA MARY | 3,119.41 | WIESMEYER, LINDA | 4,170.86 |
| MACIULIS, RICHARD E | 3,354.89 | | |
| MAGEE-MOORE, JEAN | 2,755.93 | | |
| | | | |
| | | Total 2.2 Excess Contributions | 205,785.58 |

CONTRACT OVERPAYMENT

| | | | |
|-----------------------------|-----------|-----------------------------------|-------------------|
| ARACKAL, PETER JOSEPH | 1,709.68 | LUSSENHOP, PAULINE ANNE | 10,553.81 |
| BAKER, LINDA | 9,487.85 | LYNN, SHIRLEY ANN | 1,652.55 |
| BARBER, CAROLYN JEAN | 493.20 | MANSOUR, ABLAH | 1,546.68 |
| BECKMAN, ANNIE ANTONY | 1,587.01 | MARTINEZ, IRIS BETSY | 4,539.15 |
| BUTLER, DORTHA DEAN | 682.24 | MATTEN, DALE B | 1,187.56 |
| CELLA, MARY | 14.23 | MAYER, NANCY JEAN | 15,045.07 |
| CHEW, LESLIE | 11,334.31 | MAZIQUE, CHARLES | 17,436.04 |
| CICH, THOMAS F | 980.04 | MCCLELLAND, PATRICIA | 1,357.37 |
| COPE-HOUSEWORTH, CONNIE SUE | 150.03 | MCGUIGAN, PATRICIA ANN | 76.19 |
| CURRIE, SUSAN | 9,435.87 | MELTZ, NADINE HARRIET | 832.55 |
| DEJNOWSKI, ARLENE P | 12,083.90 | NADLER, DRINA S | 18.14 |
| DHALIWAL, HARJINDER SINGH | 8,709.72 | NGUYEN, PETER PLUNKETT | 1,648.63 |
| DOBZYN, MARGARET ANN | 1,406.57 | PHILLIPS, JACQUELINE IRENE | 1,880.88 |
| DOMANOWSKI, DOROTHY | 2,212.08 | REED, MARGARET DIANE | 278.80 |
| EAVES, MARY GEDDIE | 1,760.98 | ROOMKIN, JANICE A | 130.94 |
| EIRICH, PATRICIA | 1,464.36 | SAMOTNY, KAY S | 68.71 |
| ESPINOZA, DAVID | 16,438.49 | SHAW, LUCILLE T | 49.01 |
| FINNEY, SHARON | 3,404.77 | SHEDD, VALERIE ANN | 15,027.63 |
| FRAIN, JEAN ROSE | 1,400.35 | SINGH, HARPREET | 11,854.57 |
| FRYE, RICHARD MORTON | 9,112.69 | SMITH, BERNICE W | 23.30 |
| FUMO, BARBARA ANN | 1,979.56 | SPENCER, ALFRED | 51.67 |
| GABRIEL, MARTIN JOHN | 1,206.68 | STEINBERG, DONNA LIST | 7,747.81 |
| GARNER, PATRICIA ANN | 1,663.07 | SUAREZ-SILVA, GUADALUPE | 13,905.06 |
| GERBER, ANDREA | 122.83 | SULIK, JEANNE MARIE | 8,141.65 |
| GIBBS, DOROTHY PEARL | 12,479.54 | SYNCHEFF, JOANNE RUTH | 7,174.70 |
| GLICK, LINDA CONVISER | 11,763.98 | THEISEN, MARY-ELLEN | 7,318.25 |
| GOLDWATER, CHARLOTTE ROSE | 12,176.86 | THOMAS, BRENDA EASLEY | 12,693.28 |
| GOODHART, DIANE | 1,633.97 | TOWNSEND, WILLIAM ANDREW | 225.43 |
| GOODWIN, MARGARET A | 8,298.59 | TRYBULA, KATHLEEN ELLEN | 8,213.23 |
| HARVEY, ANTOINETTE | 8,271.18 | VALENZUELA, MAXIMINA CASIPIT | 2,214.83 |
| HORTON-ROGERS, JANICE | 7,802.45 | VARVODIC, ANN MARIE | 75.60 |
| HUMBERT, VIRGINIA FORD | 14,260.50 | VARVODIC, ANN MARIE | 13,193.62 |
| HUNTER, THOMAS K | 177.92 | VOLKMAN, PAMELA A | 11,241.77 |
| JACKSON, LINDA LOU | 6.62 | WATSON, LAWRENCE WILLIAM | 1,686.85 |
| JACKSON, PAMELA L | 8,604.95 | WEST, MYRTLE LASHA | 12,044.33 |
| JACKSON, SHARON RENEE | 10.34 | WHITE, ELEANOR | 1,904.84 |
| JHALA, KRISHNA KIRITSINH | 419.34 | WHITNEY, BRENDA JOYCE | 12,431.53 |
| JOHNSON, MARIAN | 1,779.80 | WICKLAND, DAVID MARCEL | 1,009.99 |
| KEDVESH, CHRISTINE ANN | 1,517.18 | WOLF, MARLA LYNN | 64.75 |
| KELLY, DOROTHY | 43.43 | WOLFF, JOAN DIANE | 1,012.78 |
| KOSNOFF, FAY ROCHELLE | 5,142.64 | YOUNG, KAROLYN ALICE | 10,042.32 |
| KUNICKI, MARY ANNE PALM | 0.09 | YUNEVICH, KAREN JEAN | 234.66 |
| KUNICKI, MARY ANNE PALM | 2,553.28 | ZEILER, MARY PATRICIA | 1,558.01 |
| LAZAR, DEENA S | 12,309.19 | | |
| LUGO, FILOMENA | 2,097.33 | | |
| | | Total Contract OverPayment | 429,584.23 |

CONTRACT REFUND

| | |
|---------------------|----------|
| CARRINGTON, MARY L | 4,295.12 |
| DANTE, JOANNE | 244.77 |
| GALVEZ, FAITH DARYL | 536.29 |
| KEELEY, JANICE C | 2,038.78 |
| SHEDD, VALERIE ANN | 5,316.41 |

| | |
|-----------------------|----------|
| TODARO, PAMELA JEAN | 1,582.28 |
| WALKER, BESSIE B | 950.97 |
| WILLETT, WALDA LOUISE | 6,269.24 |

Total contract refund 21,233.86

EXCESS CONTRIBUTIONS

| | |
|------------------------|----------|
| BENFORD, ROBERT LEE | 280.10 |
| CALTAGIRONE, MARGARET | 7,669.60 |
| FYALKOWSKI, PAMELA ANN | 10.06 |
| HEARD, ESTELLA SAMOLA | 11.39 |
| JOHNSON, DENNIS E | 10.51 |

| | |
|----------------------|----------|
| RIDLEY, MARY RANDALL | 25.68 |
| SEMASKO, LYNNEA ROWE | 2,419.73 |

Total Excess Contributions 10,427.07

OTHER

| | |
|--------------------------|-----------|
| COYLE, KRISTINE EILEEN | 9,837.96 |
| DEW, MARILYN DENISE | 75,143.60 |
| DOUGLAS-ZYCK, JANET LYNN | 5,783.44 |
| DREIZEN, STEFANIE K | 6,918.28 |
| HILL, DANIEL MATTHEW | 5,569.21 |

| | |
|---------------------------|-----------|
| NICKY, DANIEL | 1,248.75 |
| OLSON, MEGAN E | 10,943.59 |
| PERRY, TIFFANY R | 13,121.78 |
| RUFFIN-ALCALA, PEARL LENA | 10,039.75 |
| SCHLUETER, APRYL A | 9,237.32 |

| | |
|----------------------|-----------|
| HILL, DANIELLE LASHE | 7,234.62 |
| HILL, NETTYE V | 21,976.65 |
| JACKSON, PAMELA L | 3,898.25 |
| KINDL, KARRIE LYNN | 6,610.13 |
| MAGEE, WANDA R | 42,645.90 |

| | |
|----------------------------|-----------|
| SCOTT, MONICA A | 5,039.99 |
| SCOTT, MONICA A | 9,564.18 |
| SEDLACEK, JEANETTE GEHRING | 11,090.12 |
| SERRANO, CHELSEA MORNING | 2,295.91 |
| SHEPARD, LINDA | 16,502.19 |

| | |
|-------------------|-----------|
| MARTIN, ROSLYN | 6,537.43 |
| MENART, JOEY S | 9,679.89 |
| MOSER, MARIA C | 869.52 |
| MUHAMMAD, MELISSA | 916.07 |
| NICKY, DANIEL | 10,323.12 |

| | |
|-------------------|-----------|
| SIMS, BRIAN DAVID | 27,978.80 |
| THOMPSON, SUSAN T | 15,906.95 |
| WALTON, ANTHONY | 12,798.78 |

Total Other 359,712.18

REFUND

| | |
|-------------------------|-----------|
| ACOX, ERIC J | 366.99 |
| AL-GHUIYY, SAMIRA | 8,580.59 |
| BANTON, CORRY | 7,126.70 |
| BEIWEL, LISA M | 322.60 |
| BROUSSEAU, KATHLEEN ANN | 24,234.51 |

| | |
|--------------------------|-----------|
| GARDNER, CELISA A | 1,009.70 |
| GOLD, ELLYN M | 13,729.73 |
| GOODWIN, DOUGLAS WILLIAM | 24,499.46 |
| GUIU, ANCA G | 6,212.10 |
| HANK PRESTON, MELODY S | 16,041.64 |

| | |
|----------------------------------|-----------|
| BROWNLEE, CRAIG W | 28,637.48 |
| CALVIN, DELPHINE M | 223.33 |
| CAMPOS, FERNANDO H | 6,983.96 |
| CARRERA-BRATHWAITE, SANDRA IRENE | 23,255.69 |
| CHENETTE, SARA B | 256.00 |

| | |
|--------------------|----------|
| HAWKINS, HELEN L | 2,024.54 |
| HORNSTEIN, GAIL | 4,635.52 |
| JACKSON, DARLENE V | 3,576.32 |
| JENKINS, JEANINE | 3,703.51 |
| JOHNSON, REVELLE B | 87.15 |

| | |
|-----------------------|----------|
| CLEMONS, CURTIS R | 230.40 |
| CRANDALL, HEATHER M | 2,957.31 |
| DE NEVEU, CHRISTINE L | 1,180.37 |
| DEANGELIS, FRANK V | 323.64 |
| DIEPPA, MILDRED | 8,472.76 |

| | |
|--------------------|-----------|
| KAPLUS, STACY | 33,483.84 |
| KEATING, INGRID E | 6,884.81 |
| KEENE, SUSAN L | 18,556.80 |
| KHAN, ARIF | 323.64 |
| KNOEPKE, MATTHEW T | 15,021.75 |

| | |
|--------------------------|-----------|
| EMERSON, MARK | 3,305.42 |
| FEINBERG, JOSHUA | 20,275.69 |
| FENN, ELLEN MERLE | 7,888.60 |
| FLOERSCH, JENNIFER JEREA | 24,545.33 |
| FREMAULT, JOHN H | 18,623.65 |

| | |
|---------------------|----------|
| LEVIN, MATTHEW H | 4,658.90 |
| MCCARTHY, ALAN D | 4,604.59 |
| MCKEE, MEGAN C | 1,810.71 |
| MCMILLAN, FRANKIE M | 4,042.68 |
| MILLER, LAURETTA A | 3,573.71 |

| | |
|-------------------------|-----------|
| MURRAY, RITA I | 552.00 |
| NELSON, ERIC W | 6,983.55 |
| NEUBECK, ZANE A | 3,234.20 |
| NORRIS, DONNA JEAN | 2,585.18 |
| PARKER, JEREMY | 1,704.91 |
| | |
| PASCH, JASON J | 15,962.61 |
| PATEL, SIMA R | 3,229.83 |
| PETERSON, JACQUELINE R | 8,369.95 |
| PIEKIELNY SCOTT, LISA A | 6,583.17 |
| PISSIOS, PAUL | 33,574.86 |
| | |
| PROUTY, CASEY M | 496.89 |
| PRUSKO, BARBARA S | 4,906.05 |
| REDFIELD, ROBERT | 3,092.64 |
| ROBERTSON, LADELL | 71,522.50 |
| RODRIGUEZ, JESSICA E | 1,962.42 |
| | |
| ROHAN, JOHN P | 4,684.96 |
| SANTELLANO, JENNIFER S | 3,540.95 |
| SCHLACHTER, ROBERT S | 6,190.99 |
| SECELEANU, VIORICA | 1,792.75 |
| SHAMBEE-LEWIS, KAREN A | 15,698.55 |

SURVIVOR CONTRIBUTIONS

| | |
|--------------------------|-----------|
| ADAMS, MYRNA R | 11,270.88 |
| ALVAREZ, HAYDEE | 17,648.09 |
| ASCHER, MARYBETH P | 13,685.49 |
| BAILEY, MAMIE L | 12,666.58 |
| BAINES, MARGO S | 3,306.23 |
| | |
| BAKER, LINDA | 13,691.22 |
| BEDAR, DELORES LORRAINE | 15,042.46 |
| BETHEL-BROOKS, DREWDETTE | 13,222.46 |
| BEVERAGE, LAWRENCE R | 14,138.71 |
| BISHOP, MOSEZELL | 13,234.32 |
| | |
| BLAND, ANNE | 12,335.95 |
| BROOKS, LEATHA A | 15,603.30 |
| CARLISLE, MARY ANN | 16,085.85 |
| CHEW, LESLIE | 11,743.66 |
| CHILIS, KATHRYN JAMES | 12,849.69 |
| | |
| CICH, THOMAS F | 5,735.13 |
| CLARK, DOROTHY B | 14,303.31 |
| CLAYTON, BRENDA S | 12,787.27 |
| CLOUTIER, ARLENE MARY | 11,994.39 |
| CRAWFORD, KATHRYN E | 54.75 |
| | |
| DAVIE, NATHA L | 13,347.14 |
| DAVIS, JACQUELINE ELAINE | 10,534.66 |
| DEJNOWSKI, ARLENE P | 12,899.32 |
| DOLEJSI, JOANNE RETTA | 12,597.24 |
| DUKES, SHIRLEY REESE | 19,184.80 |
| | |
| DUNN, STEPHANIE E | 22.74 |
| ECO, NERIA L | 13,263.60 |
| EINHORN, MORTON J | 603.40 |
| ERA-VIDAL, JUANA | 18,726.01 |
| ERA-VIDAL, JUANA | 484.94 |

| | |
|---------------------------------|-------------------|
| SHETH, MANALI JAYANT | 19,112.67 |
| SLEDGE, JANET H | 795.38 |
| SMITH, JENNIFER | 4,733.08 |
| STERNS, JANET E | 7,881.84 |
| STEWART, MARK | 10,454.47 |
| | |
| STICKEN, JODI A | 2,886.29 |
| TATE, CANDACE J | 3,160.50 |
| TINKER, ANN E | 9,356.39 |
| TOMZ, NANCY L | 209.76 |
| UPCHURCH, AKIL D | 3,363.07 |
| | |
| UPTHEGROVE, JACQUELINE E | 5,341.26 |
| VEIKOS-DIAMANTOPOULOS, PATRICIA | 10,750.75 |
| WALKER, DORTHY | 5,528.44 |
| WATKINS, TONISHA S | 420.75 |
| WERNICK, DONNA LYNN | 12,402.46 |
| | |
| WILNER, JORDAN M | 16,724.61 |
| WYATT, PAULA M | 24,519.83 |
| ZACK DENAER, MARY JO A | 12,360.16 |
| ZIELINSKI, PATRICIA M | 2,394.82 |
| | |
| Total Refund | 705,337.61 |

| | |
|----------------------------|-----------|
| FERGUSON, BARBARA | 14,295.01 |
| FREEMAN, DOLORES | 16,758.33 |
| GILES, KARLA ANN | 2,525.76 |
| GOLDEN, MARGARET MARY | 8,257.02 |
| GOODWIN, MARGARET A | 13,916.28 |
| | |
| GREEN, BETTY A | 20,677.29 |
| GREER, BETTY | 19,529.71 |
| GRIFFIN, RICHARD CASANOVA | 14,817.19 |
| HAINY, KATHERINE E | 14,505.31 |
| HANSEN, MARY ANN | 8,577.07 |
| | |
| HARRISON, MICHELE R | 12,605.25 |
| HARVEY, ANTOINETTE | 14,010.26 |
| HAUSER, ENID | 12,853.07 |
| HELM, BEVERLY | 10,691.00 |
| HOSSIN, SAMUEL JACOB | 13,847.68 |
| | |
| HOWARD, MELANIE J | 13,043.76 |
| HUDSON, BETTY JEAN | 11,754.12 |
| HUDYKA, DIANE MARIE | 14,036.34 |
| JACKSON, LOIS DONAHUE | 13,798.17 |
| JACKSON, PAMELA L | 14,092.43 |
| | |
| JACKSON, PATRICIA MCKENZIE | 15,745.33 |
| JAGER, JOYCE E | 21,332.91 |
| JEFFERSON, CASSANDRA WARD | 12,271.79 |
| JOHNSON, CYNTHIA HAYNES | 13,243.23 |
| JOHNSON, DELORIS | 13,305.46 |
| | |
| JOHNSON, GLENN | 16,409.19 |
| JONES, LINDA FAYE | 11,288.49 |
| JUAREZ, LILIA M | 16,453.53 |
| KARPER, DORIS JOHANNA | 12,677.17 |
| KEELEY, JANICE C | 16,194.53 |

| | | | |
|-----------------------------|-----------|-------------------------------------|---------------------|
| KELLY, MARGARET MARY | 42.68 | RYAN, GAYLE MAE | 13,820.21 |
| KING, SHARON SUE | 64.42 | SALK, MARLENE L | 12,904.13 |
| KOVAK, LINDA A | 11,742.98 | SCHMITT, DONALD J | 24,262.65 |
| KOWALCZYK, RICHARD M | 14,009.86 | SCOTT, GAIL LOUISE | 12,486.95 |
| KUKLA, SUSAN E | 16,131.41 | SKINNER BOYD, BARBARA JEAN | 12,033.51 |
| LANGDON, BETTY JEAN | 10.09 | SMITH, ALICE FRANCES | 13,237.09 |
| LEE, DONNA JEANNE | 9,301.22 | SMITH, MARIE C | 13,166.88 |
| LOPEZ, LORETTA | 14,656.62 | STERNBERG, DOLORES | 12,898.76 |
| LOVELACE-BROWN, SANDRA JEAN | 11,963.57 | STOLLBERG, LYNN MARCIA | 13,829.07 |
| MIDDLETON, BETTY JEANNE | 12,790.01 | STRANDLUND, SUSAN C | 12,530.91 |
| MILLER, CELESTE F | 15,276.16 | STRAUSS, ELLEN ANN | 428.34 |
| MIRANDA, LINDA CAROL | 6,839.53 | STREETER, AGNES AGATHA | 13,201.22 |
| MOULTRIE, ROBBIE LUCILLE | 12,181.40 | STRONG, CAROL E | 12,838.83 |
| NEWKIRK, JEAN A | 13,652.24 | SUAREZ-SILVA, GUADALUPE | 14,899.51 |
| O'MALLEY-DURKIN, MARGARET | 12,814.11 | SZYMANSKI, MARIE FRANCES | 12,933.13 |
| OLAWOYE, MARGARET | 14,387.45 | THEISEN, MARY-ELLEN | 13,302.96 |
| OLVERA, LITA | 15,733.93 | WALLACE, LIZZIE MARIE | 4,094.71 |
| PARKER, YVONNE BRYANT | 11,888.70 | WASHINGTON, CORENE STOUDEMIRE | 18,490.58 |
| PIGGEE, AMPHOS L | 15,309.31 | WHITE, ELEANOR | 10,143.38 |
| RAINEY, ANN J | 2,145.38 | WHITE, SYLVIA | 11,224.51 |
| RICHARDSON, OLEEVA ADAMS | 14,950.05 | WILLIAMS, BESSIE L | 12,753.03 |
| ROBY, AVIS L | 2,780.67 | WILLIAMS, SHIRLENE | 14,714.62 |
| ROSENBERG, MARLENE M | 13,550.64 | WILLIAMS-MCCONNELL, FRANCES D | 18,689.70 |
| RUSH, JUDY M | 13,743.41 | WINSTON, ROSALYN E | 12,416.87 |
| RUSSELL, ZERRIE ANITA | 9,901.80 | WOOLEY, TYREE | 15,225.64 |
| | | WOOLFORK, PEARL J | 12,825.22 |
| | | Total Survivor Contributions | 1,361,796.32 |
| | | Grand Total of All Refunds | 3,093,876.85 |

Outside Time

The Committee on Claims and Service Credits reported that affidavits, or other evidence attesting to or certifying service in the public schools of the several states or in schools operated by or under the auspices of the United States outside of the City of Chicago were presented for the persons hereinafter listed.

The Committee recommended that the service described be approved for pension credit provided that the last five years of the member's service shall have been rendered in a position covered by this Fund, the State Universities Retirement System or the Teachers' Retirement System of the State of Illinois; a maximum credit for ten years shall be reduced by credit for such service validated by the State of Illinois; and three-fifths of the term of service for which an annuity is granted shall be in the public schools of the City.

| Name | School | Service | Years |
|--------------------------|-------------------|----------|-------|
| Davis, Charles Howard | Curtis | Teaching | 1.556 |
| Hanselman, William Allen | Kenwood | Teaching | 4.300 |
| Nordman, Nancy O. | Howe | Teaching | 4.000 |
| Otis, Barbara Ann | Southside Academy | Teaching | 3.000 |
| Spencer, Alfred | Woodson | Teaching | 1.790 |
| Wimes, James Ellis | Austin | Teaching | 4.900 |

Chairperson Ward moved the Report of Committee on Claims and Service Credits to the omnibus.

REPORT OF THE PRESIDENT

Meeting of Mayor Daley's Plan Commission

President O'Brill asked Mr. Kevin Huber to discuss with the Trustees the meeting of Mayor Daley's Plan Commission of April 4, 2008. Mr. Huber informed the Trustees of the agenda items that were discussed at the meeting.

CPS Payroll Update

Ms. Patricia Hambrick updated the Trustees on the current status of the CPS payroll issues. She stated there has not been a great deal of progress since the last Board meeting. CTPF asked CPS to send what records they have, and CTPF is still waiting. CTPF staff is in the process of finalizing 1700 pensions from 2007. Ms. Hambrick informed the Trustees that CTPF has not received any payroll data for any teacher since September 2007. When CTPF and CPS last met CPS informed CTPF that they were working on providing information for CTPF on 3,000 records. When the data is received CTPF will calculate pensions for members retiring in 2008. CTPF does not expect all 3,000 members to retire, but CTPF asked for all the data.

Mr. Carrero stated he is aware that CPS is responsible for the current payroll issues, and CPS is doing everything they can to solve the payroll issues.

Conference Update

Mr. Kevin Huber reported his attendance at the 2008 Russell Summit in Ft. Lauderdale, Florida in March. Mr. Huber indicated the summit was informative, educational, and the keynote speakers were very interesting. Dr. Walter Pilditch reported his attendance at a wellness conference sponsored by The Segal Group in March. Dr. Pilditch indicated it too, was very informative and educational.

Discussion of Proposed Bylaw Change of Reimbursable Transportation While Attending Local Conferences

Ms. Reilly addressed the Board regarding reimbursable transportation costs while attending a local conference. Mr. Huber informed the Trustees that currently the policy states that Trustees may attend local seminars so long as there is no cost incurred by the Fund. Fund counsel indicated it is a bylaw change and advance notice would be required to propose a change in the bylaws. The Trustees instructed staff to submit the following proposed bylaw change for consideration at the next Board meeting.

Article 11, Section 5. Trustee Education. Trustees may attend three (3) educational seminars per year, excluding travel outside the United States and its territories, unless a specific request is made to and approved by the Board. Two (2) unused seminars may be carried forward to the following year. Trustees may attend local seminars so long as there is no cost incurred by the Fund, other than the Fund's allowance for reimbursable transportation costs substantiated by valid receipts up to and not to exceed \$55.00 per day.

REPORT OF THE EXECUTIVE DIRECTOR

Macquarie Investor Advisory Committee

Mr. Huber informed the Trustees he received an invitation from Macquarie to serve on their investor advisory committee. The Trustees directed Mr. Huber to follow CTPF's policy in place. The policy states CTPF Board members or employees will not participate on any advisory board.

Request for New Position

Mr. Huber discussed with the Trustees the request for a new position of a health insurance benefits manager at the Pension Fund. Mr. Huber addressed questions raised by the Trustees. Mr. Huber distributed to the Trustees a job description for their review. The Trustees asked staff to bring this request up at the next Board meeting along with the Budget.

Staff to Address Member's Investment Concern

The Trustees instructed staff to formally address a member's investment concern.

Prime Therapeutics Inquiry

Ms. Mary Sharon Reilly inquired if staff knew of Prime Therapeutics being in a relationship with Walgreens as the local pharmacy not mail order. Staff will investigate and report back to the Trustees.

Mr. Ward left the meeting.

OMNIBUS VOTE

On a motion by Mr. Carrero, seconded by Ms. Rodriguez, and by unanimous vote, the foregoing committee reports which were moved to omnibus were approved.

EXECUTIVE SESSION

A motion was made by Ms. Rodriguez, seconded by Ms. Williams, and unanimously passed, to go into executive session for the purpose of discussing personnel and pending litigation matters. The executive session lasted from 2:45 p.m. to 3:40 p.m.

A motion was made by Ms. Rodriguez, seconded by Ms. Otero, and unanimously passed, to return to open session.

Mr. Kotis left the meeting.

REPORT OF THE ATTORNEY

To Deny George Eddings' Request to Make his Pension Retroactive Approved

Following discussion, a motion was made by Ms. Reilly, seconded by Dr. Pilditch, to deny George Eddings' request to make his pension retroactive to July 1999, and a direction to Fund Counsel to notify him. The motion passed by the following vote:

Ayes: Mr. Carrero, Ms. Goff, Ms. Nelson, Mr. O'Brill, Ms. Otero, Dr. Pilditch, Ms. Reilly, Ms. Williams-8.

Nays: None.

Abstentions: Mr. Rodriguez-1.

Instruction to Staff on the Payment of 2.2 Bills

Staff informed the Trustees that the 2.2 bills were sent to members who have not been active contributors since 1998 when the 2.2 law passed. Certain bills expired, some bills were paid, and other bills remain active.

The Trustees instructed staff to allow the 2.2 formula for all paid bills, send letters to members with active bills informing them that they have 30 days to pay the bill or they lose the opportunity to upgrade, and those who have expired contracts do not get the opportunity to upgrade as they let their opportunity expire.

NEW BUSINESS

Performance Evaluation for the Executive Director and the Service Provider's Agreement Contracts for Fiscal Year 2008

Ms. Lois Nelson, chairperson of the Personnel and Service Providers Committee presented to the Trustees the Executive Director's job description, performance evaluation form, and timeline for their review. Chairperson Nelson asked the Trustees to review the packet, make any edits to the performance evaluation form, and bring back to the Personnel and Service Providers committee meeting on April 28, 2008 their changes. Chairperson Nelson reviewed the timeline with the Trustees and addressed questions raised by the Trustees regarding the timeline.


Fund staff will mail the service providers schedule to the Trustees.

Mr. Carrero requested a reminder of the dates be emailed to all the Trustees.

ADJOURNMENT

On a motion by Ms. Rodriguez, seconded by Ms. Williams, and by unanimous vote, the meeting adjourned at 3:55 p.m.

Respectfully submitted,

A handwritten signature in cursive script that reads "Nancy Williams".

Nancy Williams
Recording Secretary

REPORT OF THE PROCEEDINGS
OF THE

Board of Trustees

OF THE

**Public School Teachers' Pension and
Retirement Fund of Chicago**

Executive Session — Official Report
Tuesday, April 15, 2008

An executive session of the Board of Trustees of the Public School Teachers' Pension and Retirement Fund of Chicago was held Tuesday, April 15, 2008.

The President Mr. O'Brill, called the meeting to order at 2:45 p.m. with the following members present: Mr. Carrero, Ms. Goff, Mr. Kotis, Ms. Nelson, Mr. O'Brill, Ms. Otero, Dr. Pilditch, Ms. Reilly, Ms. Rodriguez, Ms. Williams-10.

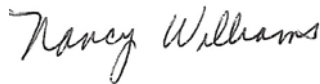
Members Absent: Ms. Davis, Mr. Ward-2.

Also in attendance were Ms. Anita Tanay of Jacobs, Burns, Orlove, Stanton and Hernandez (*Legal Counsel*), Mr. Kevin Huber (*Executive Director*), Ms. Patricia A. Hambrick (*Chief Operating Officer*).

Discussion ensued regarding personnel and pending litigation matters. No action was taken.

There being no further business, the executive session adjourned at 3:40 p.m.

Respectfully submitted,



Nancy Williams
Recording Secretary

REPORT OF THE PROCEEDINGS
OF THE

Board of Trustees

OF THE

**Public School Teachers' Pension and
Retirement Fund of Chicago**

**Minutes for Release — Official Report
CTPF Executive Sessions
January 2006 — July 2007**

The following minutes through July 2007 are submitted for review by the Board and release pursuant to the Illinois Open Meetings Act. These minutes are being released because the litigation discussed is no longer pending and release is appropriate and required.

JANUARY 19, 2006 MEETING

Members Present: Mr. Barber, Mr. Carrero, Mr. Cosme, Dr. Fitch-Blanks, Ms. Hanson, Ms. Nelson, Mr. O’Brill, Dr. Pilditch, Ms. Rodriguez, Mr. Williams-10.

Members Absent: Ms. Porter, Mr. Ward-2.

The Trustees discussed situation involving a former employee, Carlton Lenoir, who signed promissory note to repay tuition reimbursement owed the Fund upon his resignation. He has moved out of state and applied for a refund of contributions. Staff advised Mr. Lenoir that the amount owed for the tuition reimbursement would be deducted from his refund of contributions. The Personnel and Service Provider’s Committee had reviewed the matter and recommended this approach be adopted.

MARCH 16, 2006 MEETING

Members Present: Mr. Barber, Mr. Carrero, Mr. Cosme, Dr. Fitch-Blanks, Ms. Hanson, Ms. Nelson, Mr. O’Brill, Dr. Pilditch, Ms. Rodriguez, Mr. Ward, Mr. Williams-11.

Members Absent: Ms. Porter-1.

Fund counsel advised the Trustees that Carlton Lenoir had filed a complaint for administrative review in the Circuit Court of Cook County of the decision to deduct the amount owed for

tuition reimbursement from his refund of contributions. Fund counsel reported that the Fund's Answer to the Complaint would be filed in the near future.

APRIL 18, 2006 MEETING

Members Present: Mr. Barber, Mr. Carrero, Mr. Cosme, Dr. Fitch-Blanks, Ms. Hanson, Ms. Nelson, Mr. O'Brill, Dr. Pilditch, Ms. Porter, Ms. Rodriguez, Mr. Ward, Mr. Williams-12.

The Trustees discussed various approaches for possible resolution of the lawsuit filed by Carlton Lenoir.

JUNE 20, 2006 MEETING

Members Present: Mr. Barber, Ms. Hanson, Ms. Nelson, Mr. O'Brill, Ms. Rodriguez, Mr. Ward, Mr. Williams-7.

Members Absent: Mr. Carrero, Mr. Cosme, Dr. Fitch-Blanks, Dr. Pilditch, Ms. Porter-5.

Fund Counsel reported on the status of settlement discussions with the attorney for Carlton Lenoir.

JANUARY 18, 2007 MEETING

Members Present: Mr. Barber, Mr. Carrero, Ms. Hanson, Ms. Nelson, Mr. O'Brill, Ms. Otero, Ms. Rodriguez, Mr. Ward, Ms. Williams-9.

Members Absent: Mr. Cosme, Ms. Davis, Dr. Pilditch-3.

The Trustees heard a report from Fund Counsel on the status of the complaint for administrative review filed by Carlton Lenoir. Settlement discussions have not been successful to date, and Mr. Lenoir's attorney is due to file a brief in support of the complaint for administrative review on February 20, 2007.

FEBRUARY 20, 2007 MEETING

Members Present: Mr. Carrero, Ms. Davis, Ms. Hanson, Ms. Nelson, Mr. O'Brill, Ms. Otero, Ms. Rodriguez, Mr. Ward, Ms. Williams-9.

Members Absent: Mr. Barber, Mr. Cosme, Dr. Pilditch-3.

Fund Counsel reported on the status of Lenoir v. CTPF. The attorney for Carlton Lenoir has indicated that he would be filing a motion to withdraw.

MAY 15, 2007 MEETING

Members Present: Mr. Carrero, Mr. Cosme, Ms. Davis, Ms. Hanson, Ms. Nelson, Mr. O’Brill, Ms. Otero, Dr. Pilditch, Mr. Ward, Ms. Williams-10.

Members Absent: Mr. Barber, Ms. Rodriguez-2.

Fund Counsel informed the Trustees that Lenoir v. CTPF was dismissed for want of prosecution on April 23, 2007.


JULY 19, 2007 MEETING

Members Present: Mr. Barber, Mr. Carrero, Ms. Hanson, Ms. Nelson, Mr. O’Brill, Ms. Otero, Dr. Pilditch, Ms. Rodriguez, Mr. Ward-9.

Members Absent: Mr. Cosme, Ms. Davis, Ms. Williams-3.

The Trustees were informed by Fund Counsel that the attorney for Carlton Lenoir had filed a motion to vacate the dismissal for want of prosecution, and that the attorney had indicated that he would be filing a motion to withdraw.

Respectfully submitted,



Nancy Williams
Recording Secretary

EXHIBIT A

Investment Committee Informal Meeting

Recommendations/Actions

April 4, 2008

Attendees: CTPF Trustees: President John F. O’Brill, Alberto Carrero, Linda S. Goff, Chris Kotis, Mary Sharon Reilly, and James F. Ward; Staff and Consultants: Kevin Huber and Rob Talaga of CTPF and Doug Kryscio and Phoebe Kwan of Mercer.

At the June 20, 2006 Board meeting, Trustees were encouraged to attend Management and Mercer’s “first Friday” of every month meetings with investment managers and service providers. These meetings provide access to ANY investment service provider that would like to meet with management and Mercer and have a product that is potentially beneficial to the Fund. The attendees met with the following investment service providers on April 4, 2008:

- 9:30 Arden Asset Management – Mr. Vikas Kapoor and Mr. Gerrard Bushell presented their fund of hedge funds. Arden is an employee owned firm, established in 1993 with \$13 billion in assets under management. The company’s focus is preservation of capital in adverse markets while striving to get equity-like returns with bond volatility.
- 10:15 Lee Munder Capital Group – Mr. Gordon Johnson and Mr. Donald Triveline represented their International 130/30 strategy. They gave an educational presentation on why to invest in 130/30 strategies. They did not present information specifically about their firm.
- 11:00 UBP Asset Management – Mr. John Stimpson presented his fund of hedge funds. UBP was established in 1998 and has \$15 billion in assets under management. The parent company of UBP is Union Bancaire Privee based in Geneva, Switzerland. Their product favored by institutional clients is the Selectinvest Institutional ARV fund. The fund seeks to produce consistent, above average long-term returns with low correlation to traditional equity and fixed income markets. The fund was designed for institutional investors seeking to diversify traditional long-only investments with a portfolio of alternative investment managers.
- 11:45 Molpus Woodlands – Mr. David Scott and Mr. Randy Austin presented their Timberland fund. Molpus is a privately held company founded in 1905, and became a Timber Investment Management Organization in 1996. Their focus is on Pine Tree forest management and harvesting. Timber investments provide strong and consistent income returns.
- 12:30 Woodcreek Capital – Mr. Jon Rotolo presented his multi-asset fund. Woodcreek was established in 2005. They invest in “alternative” alternatives. They find opportunities in capital starved or inefficient non-financial markets. Examples of typical investments include farmland, oil reserves, private financing, copyrights and patents.

The attendees listened to the respective presentations and asked questions of each service provider.

EXHIBIT B

Investment Committee Meeting

Recommendations/Actions

April 8, 2008, 4:00 p.m. – 5:08 p.m.

Attendees: Trustees – Board President and Committee Chairman Mr. John F. O’Brill, Ms. Linda S. Goff, Ms. Reina Otero, Dr. Walter E. Pilditch, Ms. Mary Sharon Reilly—5.

Staff and Consultants: Mr. Kevin Huber, Executive Director, Ms. Anita Tanay of Jacobs, Burns, Orlove, Stanton & Hernandez, Ms. Kristin Finney-Cooke and Mr. Douglas Kryscio of Mercer Investment Consulting.

Private Equity Manager Due Diligence Presentations

Private equity managers representing Syncom Ventures, Pharos Capital Group, and Palladium Equity Partners made routine due diligence presentations in accordance with the Fund’s investment policy. The managers addressed questions raised by the Committee.

Following the presentations, Mercer addressed questions raised by the Committee. They reported that ICV Capital Partners was not able to attend due to a previously scheduled commitment and will make a presentation at a later date.

Recommendations/Actions

Mercer will present an analysis of the impact of Hedge Funds on the current portfolio at the April 15, 2008 Regular Board Meeting.

Adjournment

On a motion by Ms. Reilly, seconded by Ms. Otero, and by unanimous vote, the meeting adjourned at 5:08 p.m.

EXHIBIT C

Finance and Audit Committee Meeting

Recommendations/Actions

April 3, 2008, 3:41 p.m. – 4:46 p.m.

Attendees: Trustees- Committee Chairperson Ms. Reina Otero, Mr. Alberto A. Carrero, Jr., Mr. Chris Kotis, Mr. John F. O’Brill, Ms. Mary Sharon Reilly, Mr. James F. Ward, Ms. Nancy Williams-7.

Staff and Consultants – Mr. Kevin Huber and Ms. Patricia Hambrick, CTPF and Mr. Michael D. Huels and Mr. Martin Boyle of Bansley and Kiener LLP.

Auditors representing Bansley and Kiener LLP presented the Financial Statement and Schedules as of June 30, 2007 and a Required Communications letter. They addressed questions raised by the committee.

The committee asked the auditors to report back to the Board of Trustees the amount of investment managers that were audited.

The Trustees acknowledged Sandra Shelby, accounting manager for her hard work and efforts relative to the accounting statements. Staff distributed to the Trustees the summary of the 2007 budget versus actual.

The committee questioned staff on the current status of payroll records with CPS. CPS informed CTPF that they will be able to generate files by May 20, 2008 for the payroll records starting September 1, 2007. CPS continues to try and provide accurate data for the remaining June 2007 retirees. Approximately 60% are final.

Recommendations/Actions

A motion was made by Mr. Carrero, seconded by Ms. Reilly, and unanimously passed, to accept the auditors report for the year ended June 30, 2007.

A motion was made by Ms. Otero, seconded by Mr. O’Brill, and unanimously passed, to accept the Statement of Auditing Standards 61 letter.

The committee recommended CTPF establishing a formal purchasing policy.

The committee recommended CTPF renegotiate the contracts with the service providers and investment managers.

Mr. Carrero advised staff to send a communication to him regarding the payroll records issue.

The committee recommended staff send out an RFP for an auditor to the top ten-fifteen auditors along with the current auditor.

The committee requested staff to investigate why the IT consulting expense went over budget.

Adjournment

On a motion by Mr. Ward, and seconded by Ms. Reilly, and by unanimous vote, the meeting adjourned at 4:46 p.m.

REPORT OF THE PROCEEDINGS
OF THE

Board of Trustees

OF THE

**Public School Teachers' Pension and
Retirement Fund of Chicago**

Special Meeting – Official Report
Tuesday, May 13, 2008

A special meeting of the Board of Trustees of the Public School Teachers' Pension and Retirement Fund of Chicago was held Tuesday, May 13, 2008.

The President, Mr. John F. O'Brill, called the meeting to order at 9:48 a.m.

ROLL CALL

Members present: Mr. Carrero, Ms. Davis, Ms. Goff, Mr. Kotis, Ms. Nelson, Mr. O'Brill, Ms. Otero, Ms. Reilly, Mr. Ward, Ms. Williams—10.

Members absent: Dr. Pilditch, Ms. Rodriguez—2.

Ms. Rodriguez arrived during the Report of the Actuary. Dr. Pilditch arrived during the Report of the Real Estate Investment Consultant.

Also in attendance were Mr. Kevin Huber (*Executive Director*), Ms. Patricia Hambrick (*Chief Operating Officer*), Mr. Joseph Burns of Jacobs, Burns, Orlove, Stanton and Hernandez (*Legal Counsel*), Mr. Robert Kochis and Mr. Brian McAlpine of The Townsend Group (*Real Estate Investment Consultant*), Ms. Kristin Finney-Cooke and Mr. Patrick Silvestri of Mercer Investment Consulting (*Investment Consultant*), Mr. Sandor Goldstein of Goldstein and Associates (*Actuary*), and various observers and staff members.

PUBLIC PARTICIPATION

Presentation by Dion Smith

Mr. Dion Smith, Manager of Financial Policy of the Chicago Public Schools (CPS), requested that the CTPF Board of Trustees vote against a motion which is to be considered during today's

meeting to lower CTPF's interest rate assumption. Mr. Smith requested that CTPF leave the interest rate assumption at 8%. He commented that lowering the interest rate assumption would increase CPS' additional annual contribution.

Mr. Smith also clarified that the essence of the CPS lawsuit against the State of Illinois is the disparity between funding of CTPF and TRS.

Presentation by Louis N. Pyster

Mr. Louis N. Pyster, a retired teacher, expressed that the position of CTPF and CTU has been to seek increased funding from the State of Illinois to provide a more equitable distribution of state funding to CTPF. Mr. Pyster discussed the history and his concerns about how supporting state funding is portrayed as well as how CPS would utilize funds freed up as a result of additional funding of CTPF.

APPROVAL OF MINUTES

Minutes of Regular Board Meeting on April 15, 2008 Approved

A motion was made by Mr. Carrero, seconded by Ms. Reilly, and unanimously passed, to approve the minutes of the Regular Board Meeting on April 15, 2008.

REPORT OF THE ACTUARY

Discussion of Investment Return Assumption Rate for June 30, 2008 Actuarial Valuation

Mr. Sandor Goldstein of Goldstein and Associates reported that an investment return assumption rate of 8% per year has been used in recent actuarial valuations of the Fund. Mr. Goldstein reviewed some factors involved in selecting the investment return assumption rate. Mr. Goldstein reported that according to the 2006 Public Fund Survey of 109 large public pension funds carried out by the National Association of State Retirement Administrators, the median interest rate assumption was 8%. Among Illinois public pension funds, the most commonly used interest rate assumption is also 8%. Mr. Goldstein reported that the current interest rate assumption of 8% is slightly higher than the Fund's long-term expected rate of return of 7.88% per year. He commented that if the Board would like to have the investment return assumption no higher than the expected rate of return, reducing the investment return assumption to 7.75% may be appropriate, however the current 8% assumption is within the range that is considered to be acceptable under standards set by the actuarial profession.

Mr. Goldstein addressed questions raised by the Trustees and Fund staff.

Motion to Lower Interest Rate Assumption Withdrawn

Following discussion, Mr. Ward requested to withdraw his motion made at the April 15, 2008 Regular Board Meeting to lower the Fund's interest rate assumption. Ms. Reilly, who seconded the motion, agreed to the withdrawal.

Discussion of Language in CPS Lawsuit

Mr. Ward expressed concern about the language in the CPS lawsuit against the State of Illinois pertaining to declaring the law unconstitutional. Mr. Ward commented that if the law is declared unconstitutional the Fund would receive no employer funding. The Trustees asked Fund counsel to review the lawsuit and give an interpretation of the language.

REPORT OF THE REAL ESTATE INVESTMENT CONSULTANT

Mr. Robert Kochis of The Townsend Group reported that Ms. Renee Vining has left Townsend to return to practicing law. Mr. Kochis introduced Mr. Brian McAlpine who will be managing the Fund's account with Mr. Kochis.

Overview of International Real Estate Initiative Pan-European Manager Search

Mr. Kochis reported that three candidates will be interviewed for a Pan-European fund investment of up to \$40 million in accordance with the Board's commitment to increasing exposure in the Fund's international real estate portfolio. Mr. Kochis raised the issue that all of the Pan-European funds are denominated in euros. He reported that all funds invested will be converted into euros. He reported that the conversion could potentially add or detract from investment returns. Mr. Kochis advised the Trustees that some investors utilize currency consultants.

Presentations by Pan-European Real Estate Investment Managers

Representatives from CB Richard Ellis European Fund IV, Europa Fund III, and Blackstone Europe III made presentations to the Board of Trustees on their respective Pan-European real estate funds. The managers addressed questions raised by the Trustees and Fund counsel.

Townsend reviewed the strengths and weaknesses of each manager and addressed questions raised by the Trustees.

CB Richard Ellis European Fund IV Selected for Pan-European Real Estate Investment

A motion was made by Mr. Ward, seconded by Ms. Rodriguez, to commit \$40 million to CB Richard Ellis European Fund IV for a Pan-European real estate investment. The motion passed by the following vote:

Ayes: Ms. Davis, Ms. Goff, Mr. Kotis, Ms. Nelson, Mr. O'Brill, Ms. Otero, Dr. Pilditch, Ms. Reilly, Ms. Rodriguez, Mr. Ward, Ms. Williams—11. (Ms. Rodriguez stated for the record that she voted in favor of the motion due to best fees and higher returns.)

Nays: Mr. Carrero—1.

Commitment Invested in CB Richard Ellis Strategic Partners European Value-Added Fund IV

A motion was made by Mr. Ward, seconded by Ms. Nelson, to invest the \$40 million commitment in the CB Richard Ellis Strategic Partners European Value-Added Fund IV. The motion passed by the following vote:

Ayes: Ms. Davis, Ms. Goff, Mr. Kotis, Ms. Nelson, Mr. O’Brill, Ms. Otero, Dr. Pilditch, Ms. Rodriguez, Mr. Ward, Ms. Williams—10.

Nays: Ms. Reilly—1.

Abstentions: Mr. Carrero—1.

REPORT OF THE INVESTMENT CONSULTANT

Quarterly Investment Performance Report

Ms. Kristin Finney-Cooke and Mr. Patrick Silvestri of Mercer Investment Consulting, Inc. reviewed the first quarter investment performance report for the period ending March 31, 2008. They addressed questions raised by the Trustees.

Watch List Update

Ms. Finney-Cooke and Mr. Silvestri reported that the following managers are currently on the watch list: New Amsterdam, Holland, J&W Seligman, Ariel, Lazard, Morgan Stanley, MFS, for performance; Northern Trust because of organizational issues and performance; Brandywine because of organizational issues.

Mercer indicated Chicago Equity Partners will be added to the watch list because of performance, and Western Asset Management be added because of organizational changes.

Mercer addressed concerns expressed by the Trustees related to manager performance.

Mercer will provide the Trustees with a more detailed watch list chart. The chart will indicate the date the manager went on watch.

Acadian Asset Management Discussion

Messrs. Silvestri and Huber addressed questions raised by the Trustees regarding Acadian Asset Management and the issues of noncompliance with the Fund’s brokerage policy. Acadian Asset Management is addressing the brokerage violations. Acadian Asset Management is hopeful to have this program up and running by August 1, 2008.

To Terminate Acadian Asset Management and Spread Their Assets Among the Remaining International Managers Failed

A motion was made by Mr. Ward to terminate Acadian Asset Management, and spread their assets among the remaining international managers. The motion failed for a lack of a second.

Mr. Carrero left the meeting.

To Move the First Friday Meetings to 3:30 P.M. on any Day but Fridays, Effective September 1, 2008 Approved

A motion was made by Mr. Ward, seconded by Ms. Reilly, to move the first Friday meetings (and a name change to presentation day) to a 3:30 p.m. time slot on any weekday but Fridays, as determined by the Investment Consultant. This will enable the six teacher trustees to attend and stay within the CPS rules for days away from the classroom. President O’Brill stated there

is ongoing research being conducted on the matter. Discussion ensued. The Trustees recommended Fund Counsel and President O'Brill meet with the CTU and CPS liaisons and express the importance of the meetings and develop an appropriate strategy.

Mr. Ward amended his motion to state effective September 1, 2008, Ms. Reilly agreed.

Ms. Reilly withdrew her second to the motion. Ms. Goff seconded Mr. Ward's motion.

The motion passed by the following roll call vote:

Ayes: Ms. Goff, Ms. Nelson, Ms. Otero, Dr. Pilditch, Ms. Reilly, Mr. Ward-6.

Nays: Ms. Davis, Mr. O'Brill, Ms. Williams-3.

Abstentions: Mr. Kotis, Ms. Rodriguez-2.

Mercer Investment Consulting will work with the Executive Director to reschedule the meetings after September 1, 2008.

REPORT OF THE COMMITTEE ON INVESTMENTS

May 8, 2008 Investment Committee Meeting Report Approved

Chairperson O'Brill presented the May 8, 2008 Investment Committee report (see Exhibit A attached).

A motion was made by Ms. Nelson, seconded by Ms. Reilly, and unanimously passed, to approve the May 8, 2008 Investment Committee Report.

REPORT OF THE COMMITTEE ON PENSION LAW & RULES

Motion to Adopt Proposed Bylaw Change to Allow for Reimbursable Transportation Failed

At the April Board of Trustees' meeting, the following amendment was proposed by the Trustees:

Article 11, Section 5. Trustee Education. Trustees may attend three (3) educational seminars per year, excluding travel outside the United States and its territories, unless a specific request is made to and approved by the Board. Two (2) unused seminars may be carried forward to the following year. Trustees may attend local seminars so long as there is no cost incurred by the Fund, other than the Fund's allowance for reimbursable transportation costs substantiated by valid receipts up to and not to exceed \$55.00 per day.

A motion was made by Ms. Reilly, seconded by Mr. Ward, to adopt the proposed Bylaw change. The motion failed by the following roll call vote:

Ayes: Ms. Williams, Mr. Ward, Ms. Reilly, Ms. Otero-4.

Nays: Ms. Davis, Mr. Kotis, Ms. Rodriguez-3.

Abstentions: Mr. O'Brill, Ms. Nelson, Ms. Goff-3.

Not Present: Dr. Pilditch-1.

REPORT OF THE COMMITTEE ON PERSONNEL AND SERVICE PROVIDERS

April 28, 2008 Committee Report Approved

Chairperson Nelson presented the report of the Personnel and Service Providers Committee Meeting of April 28, 2008 (see Exhibit B attached).

A motion was made by Ms. Davis, seconded by Ms. Otero, and unanimously passed, to approve the April 28, 2008 Personnel and Service Providers Committee Report.

Chairperson Nelson discussed with the Trustees the service contract with The Segal Company through June 30, 2009, and the proposed new Health Insurance Benefits Manager. The Trustees will further discuss this position and other proposed positions at the next Personnel and Service Providers Committee Meeting.

Trustees Davis and Pilditch left the meeting.

REPORT OF THE PRESIDENT

Senate Select Hearings

President O'Brill spoke of the Senate Select Hearings held on May 2, 2008 and the attendees. The Trustees thanked Mr. Kevin Huber for a great presentation.

FINANCE AND AUDIT COMMITTEE MEETING SCHEDULED FOR MAY 28, 2008

Committee Chairperson Otero scheduled a Finance and Audit Committee Meeting on Wednesday, May 28, 2008. The purpose of the meeting is to discuss the proposed 2009 budget items.

The meeting will follow the previously scheduled Personnel and Service Providers Committee Meeting scheduled for the same day at 3:45 p.m.

REPORT OF THE EXECUTIVE DIRECTOR

Health Insurance Analysis

Mr. Kevin B. Huber, Executive Director, discussed with the Trustees the health insurance spending analysis. Mr. Huber addressed questions raised by the Trustees.

**In Order for a Teacher to Return to Service and be Eligible for any
Benefit Enhancement or Health Insurance They Must Return to Work
for at Least a Period of One Year of Service Credit Approved**

A motion was made by Ms. Rodriguez, seconded by Ms. Nelson, and unanimously passed, that in order for a teacher to return to service and be eligible for any benefit enhancements or health insurance they must return to work for at least a period of one year of service credit. This would be effective May 13, 2008. Mr. Ward stated it should be added to the Statutes and Bylaws. The Trustees indicated it should be added to the legislative proposals.

CPS Payroll Update

Mr. Huber informed the Trustees that he has been approached by numerous 2007 retirees who continue to be unhappy with the pension payroll status. Mr. Huber and Ms. Patricia Hambrick updated the Trustees on the current status of the CPS payroll issues. They stated there is not much additional news to report. The retirees stated CTPF should sue CPS. They asked Mr. Huber to share their opinions with the Board of Trustees. Discussion ensued.

**To Instruct the Attorney to Draft an Appropriate Complaint to Bring
a Lawsuit against CPS for Failure to Provide Records Adequate for
CTPF to Pay Correct Benefits Approved**

A motion was made by Mr. Ward, seconded by Ms. Rodriguez, to instruct the attorney to draft an appropriate complaint to bring a lawsuit against CPS for failure to provide records adequate for CTPF to pay correct benefits.

The Fund counsel will provide CPS with a draft complaint.

The motion passed by the following roll call vote:

Ayes: Ms. Goff, Mr. Kotis, Ms. Nelson, Mr. O'Brill, Ms. Otero, Ms. Reilly, Ms. Rodriguez, Mr. Ward, Ms. Williams-9.

Nays: None.

Abstentions: None.

Senate Select Hearings Summary

The Illinois Senate Committee for Pensions and Investments held hearing on May 2nd and May 5th with the State pension funds to discuss the topic of minority inclusion with pension fund investments and broker usage. Mr. Huber indicated the consensus was that the Fund is doing well and to adjust the Fund's goals accordingly. Mr. Huber has informed Mercer to review the Fund's portfolio and to present the Trustees with their suggestions.

REPORT OF THE ATTORNEY

Lead Plaintiff in Ambac

Mr. Joseph Burns of Jacobs, Burns, Orlove, Stanton and Hernandez informed the Trustees that the District Court accepted CTPF along with a few other pension funds petitions to be the lead plaintiff in the Ambac case.

Mr. Ward left the meeting.

EXECUTIVE SESSION

A motion was made by Ms. Reilly, seconded by Ms. Otero, and unanimously passed, to go into executive session for the purpose of considering litigation. The executive session lasted from 3:56 p.m. to 4:09 p.m.

A motion was made by Ms. Reilly, seconded by Ms. Rodriguez, and unanimously passed, to return to open session.

To Approve the Settlement of the Discrimination Charge Filed by Sheron Banks-Fallis for the Sum of \$9,166.67 and to Authorize the Executive Director to Execute the Appropriate Documents Approved

A motion was made by Ms. Reilly, seconded by Ms. Nelson, to approve the settlement of the discrimination charge filed by Sheron Banks-Fallis for the sum of \$9,166.67, and to authorize the executive director to execute the appropriate documents.

The motion passed by the following roll call vote:

Ayes: Ms. Goff, Mr. Kotis, Ms. Nelson, Mr. O'Brill, Ms. Reilly, Ms. Williams-6.


Nays: Ms. Rodriguez-1. *Ms. Rodriguez stated for the record that she does not agree.*

Abstentions: Ms. Otero-1.

ADJOURNMENT

On a motion by Ms. Otero, seconded by Ms. Rodriguez, and by unanimous vote, the meeting adjourned at 4:13 p.m.

Respectfully submitted,



Nancy Williams
Recording Secretary

REPORT OF THE PROCEEDINGS
OF THE

Board of Trustees

OF THE

**Public School Teachers' Pension and
Retirement Fund of Chicago**

Executive Session – Official Report
Tuesday, May 13, 2008

An executive session of the Board of Trustees of the Public School Teachers' Pension and Retirement Fund of Chicago was held on Tuesday, May 13, 2008.

The President Mr. O'Brill, called the meeting to order at 3:56 p.m. with the following members present: Ms. Goff, Mr. Kotis, Ms. Nelson, Ms. Otero, Ms. Reilly, Ms. Rodriguez, Ms. Williams-8.

Members Absent: Mr. Carrero, Ms. Davis, Dr. Pilditch, Mr. Ward-4.

Also in attendance were Mr. Kevin B. Huber (*Executive Director*), Ms. Patricia Hambrick (*Chief Operating Officer*), and Mr. Joseph Burns of Jacobs, Burns, Orlove, Stanton and Hernandez.

Discussion ensued regarding litigation matters. No action was taken.

There being no further business, the executive session adjourned at 4:09 p.m.

Respectfully submitted,



Nancy Williams
Recording Secretary

EXHIBIT A

Investment Committee Informal Meeting

Recommendations/Actions

May 8, 2008, 3:36 p.m. – 5:43 p.m.

Attendees: Trustees – Board President and Committee Chairman Mr. John F. O’Brill, Mr. Alberto A. Carrero, Ms. Linda S. Goff, Mr. Chris Kotis, Ms. Lois Nelson, Ms. Reina Otero, Dr. Walter E. Pilditch, Ms. Mary Sharon Reilly, Ms. Maria J. Rodriguez, Mr. James F. Ward—10.

Staff and Consultants: Mr. Kevin Huber, Executive Director, Mr. Joseph Burns of Jacobs, Burns, Orlove, Stanton & Hernandez, Ms. Kristin Finney-Cooke and Mr. Patrick Silvestri of Mercer Investment Consulting.

Routine Due Diligence Presentations

Manager of Manager routine due diligence presentations were made by Fund manager of managers including Attucks Asset Management, Northern Trust and Progress Investment Management Company. An All Cap Manager routine due diligence presentation was also made by representatives of Zevenbergen Capital Investments in accordance with the Fund’s investment policy. The managers addressed questions raised by the Committee.

Manager of Manager Watch List Presentation

As part of their presentation, representatives from Northern Trust addressed issues of organizational changes and underperformance in accordance with the Fund’s watch list procedures. The manager addressed questions raised by the Committee.

Recommendations/Actions

Northern Trust will remain on the watch list for the next three quarters. Mercer will continue to monitor Northern to determine the impact of the organizational changes. Mercer will also continue to evaluate Northern’s performance.

Adjournment

On a motion by Mr. Ward, seconded by Ms. Otero, and by unanimous vote, the meeting adjourned at 5:43 p.m.

EXHIBIT B

Personnel and Service Providers Committee Meeting

Recommendations/Actions

April 28, 2008, 3:48 p.m. – 4:59 p.m.

Attendees: Trustees – Board Vice President and Committee Chairperson Ms. Lois Nelson, Mr. John O’Brill, Ms. Reina Otero, Dr. Walter Pilditch, Ms. Mary Sharon Reilly, Ms. Maria J. Rodriguez, Mr. James F. Ward-7.

Staff and Consultants: Mr. Kevin Huber, Executive Director, Ms. Marisel Hernandez of Jacobs, Burns, Orlove, Stanton & Hernandez, and Ms. Kristen Jurich, Human Resources Administrator.

Performance Evaluation Form of the Executive Director

The committee reviewed and edited the Executive Director performance evaluation form.

Recommendations/Actions

The committee recommended revisions to the performance evaluation form. The committee developed a more condensed form with a simpler rating system. Sections were consolidated, yes and no answers were added, and a shorter comment section. At the end of the evaluation form, the rating system of needs improvement, meets expectations, and exceeds expectations were added.

On May 2, 2008 the new performance evaluation form will be distributed to the chairperson for approval.

On May 6, 2008 the new performance evaluation form will be mailed to the Board of Trustees.

Adjournment

On a motion by Ms. Otero, seconded by Ms. Reilly, and by unanimous vote, the meeting was adjourned at 4:59 p.m.

REPORT OF THE PROCEEDINGS
OF THE

Board of Trustees

OF THE

**Public School Teachers' Pension and
Retirement Fund of Chicago**

Regular Meeting — Official Report
Tuesday, June 17, 2008

A regular meeting of the Board of Trustees of the Public School Teachers' Pension and Retirement Fund of Chicago was held Tuesday, June 17, 2009.

The President, Mr. John F. O'Brill, called the meeting to order at 9:42 a.m.

ROLL CALL

Members present: Mr. Carrero, Ms. Davis, Ms. Goff, Mr. Kotis, Ms. Nelson, Mr. O'Brill, Ms. Otero, Dr. Pilditch, Ms. Reilly, Ms. Rodriguez, Mr. Ward, Ms. Williams—12.

Also in attendance were Mr. Kevin Huber (*Executive Director*), Ms. Patricia Hambrick (*Chief Operating Officer*), Mr. Joseph Burns of Jacobs, Burns, Orlove, Stanton and Hernandez (*Legal Counsel*), Ms. Kristin Finney-Cooke and Mr. Patrick Silvestri of Mercer Investment Consulting (*Investment Consultant*), and various observers and staff members.

PUBLIC PARTICIPATION

Presentation by Attorneys for Myron Berger

Mr. Leon Finkel and Ms. Claire McKenzie, attorneys representing Mr. Myron Berger, a retired teacher, requested that Mr. Berger be allowed to apply for a reversionary pension for his former spouse, Ms. Joan Berger. The attorneys claimed that Mr. Berger was not aware of the reversionary benefit at the time of his retirement.

The Trustees extended the presentation to allow 5 additional minutes.

The Trustees asked the attorneys for the Bergers to provide a brief, and to include in the brief that both parties are in agreement with the request. The Fund's attorney will review the brief, as well as information provided by the Fund on Mr. Berger's retirement, and will follow up with an opinion.

COMMUNICATIONS

Illinois Freedom of Information Act Requests

The following persons made requests to the Fund in accordance with the Illinois Freedom of Information Act. The requests have been fulfilled.

- Mr. Jean-Pierre Aubry, of Center for Retirement Research at Boston College, requested copies of the Fund's Actuarial Valuations for 2004 through 2007
- Mr. Stephane P. Fitch, of Forbes, requested the Fourth Quarter 2007 Performance Measurement Report for the Fund's real estate portfolio
- Mr. Louis N. Pyster, a retired teacher, requested memorandums presented at the April 15, 2008 Regular Board Meeting regarding Pension Payroll Status and Fiscal Year 2007 Administrative Expense and Manager Fees
- Mr. Jim Tobin, of National Taxpayers United of Illinois, requested a listing of earnings of pensioners receiving salaries greater than or equal to \$100,000 per year for fiscal years 2006 and 2007

APPROVAL OF MINUTES

Minutes of Special Board Meeting on May 13, 2008 Approved

A motion was made by Ms. Reilly, seconded by Ms. Otero, and unanimously passed, to approve the minutes of the Special Board Meeting on May 13, 2008.

REPORT OF THE INVESTMENT CONSULTANT

Change in Order of Business

A motion was made by Mr. Carrero, seconded by Ms. Rodriguez, and unanimously passed, to change the order of business to review the Hedge Fund of Funds Manager Search.

Hedge Fund of Funds Manager Search Report

Ms. Kristin Finney-Cooke and Mr. Patrick Silvestri of Mercer Investment Consulting, Inc. presented a report of candidates recommended for interviews in the Hedge Fund of Funds manager search. Mercer presented information on each firm covering organizational data and management style, as well as a quantitative analysis of historical performance. Mercer recommended that more than one manager be selected for a \$300 million commitment. The following firms were recommended by Mercer for interviews: BlackRock, Blackstone Group, Mesirrow Financial, Dorchester Capital, Harris Alternatives, K2 Advisors, and Pacific Alternative Asset Management. Mercer addressed questions raised by the Trustees.

Hedge Fund of Funds Managers Selected for Interviews

A motion was made by Ms. Reilly, seconded by Ms. Nelson, and unanimously passed, to interview all seven Hedge Fund of Funds managers as recommended by Mercer.

Routine Due Diligence Presentations by Investment Managers

Representatives from Waddell & Reed Asset Management Group and Piedmont Investment

Advisors made routine due diligence presentations in accordance with the Fund's investment policy. The managers addressed questions raised by the Trustees.

Watch List Presentation by Chicago Equity Partners

Representatives from Chicago Equity Partners made a presentation to the Trustees to address issues of underperformance in accordance with the Fund's investment policy relating to watch list procedures. They addressed questions raised by the Trustees.

Chicago Equity Partners will remain on the watch list for the next three quarters. Mercer will continue to monitor Chicago Equity Partners' performance over that time period.

Ms. Rodriguez stated for the record that managers who are underperforming should be addressed.

REPORT OF THE COMMITTEE ON INVESTMENTS

May 12 and June 6, 2008 First Friday Manager Meeting Reports Presented

Chairperson O'Brill presented the reports of the "First Friday" Meetings on May 12 and June 6, 2008 (see Exhibits A and B attached).

Ms. Nelson stated for the record that some of the teacher-Trustees did not attend the above-mentioned Manager meetings. Mr. O'Brill stated for the record that his committee is working on changing the schedule of future Manager meetings to allow all Trustees an opportunity to attend.

June 10, 2008 Investment Committee Meeting Report Presented

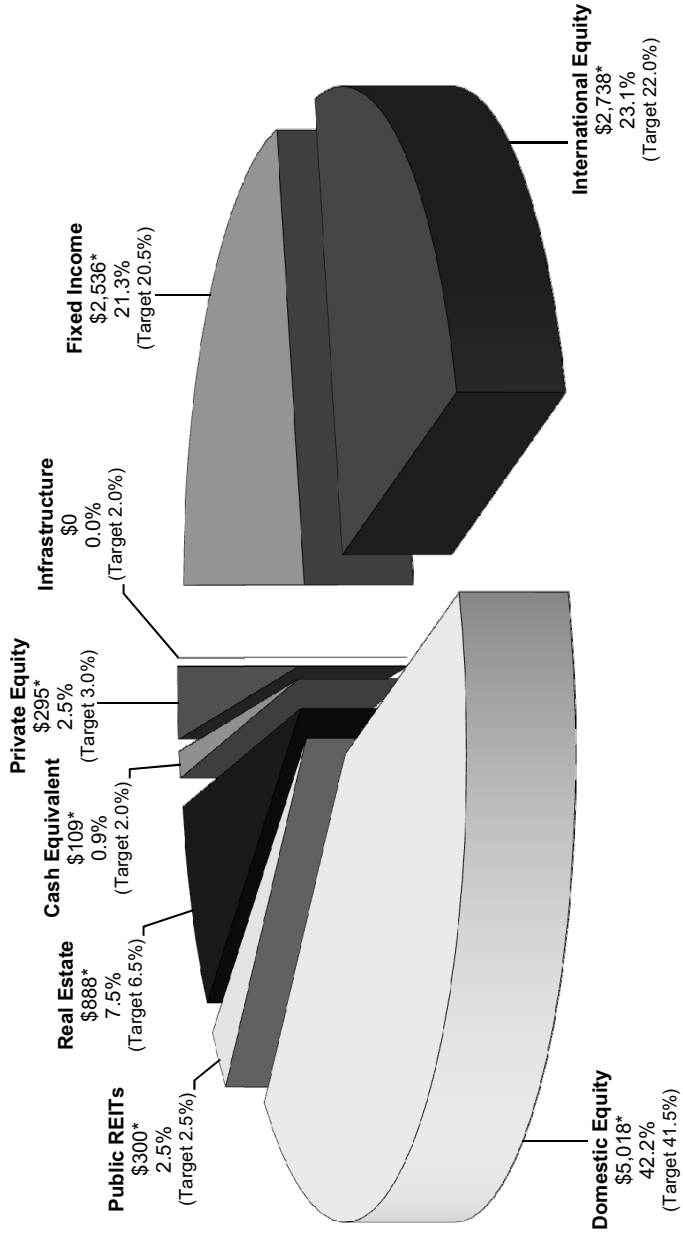
Chairperson O'Brill presented the report of the Investment Committee Meeting of June 10, 2008 (see Exhibit C attached).

Investment Committee Reports

Chairperson O'Brill recommended that the following reports be recorded in the proceedings of this meeting:

1. Allocation Overview
2. Investment Summary by Manager
3. Manager Activity Summary Report
4. Manager Fee Analysis
5. Asset Allocation Analysis
6. Actual Allocation vs. Policy Targets
7. Minority and Female Owned Investment Managers

**PUBLIC SCHOOL TEACHERS' PENSION AND RETIREMENT FUND OF CHICAGO
ALLOCATION OVERVIEW
as of April 30, 2008**



* in millions

**INVESTMENT SUMMARY BY MANAGER
APRIL 30, 2007 THROUGH APRIL 30, 2008**

| EQUITY | FAIR VALUE 4/30/2008 | FAIR VALUE 6/30/2007 | FAIR VALUE 4/30/2007 | % CHANGE IN MV 10 Months | % CHANGE IN MV 12 Months | CASH OR SHORT-TERM | % OF CASH |
|---------------------------|-------------------------|-------------------------|-------------------------|-----------------------------|-----------------------------|-----------------------|--------------|
| | | | | | | | |
| Domestic | | | | | | | |
| Ariel | \$ 187,656,534 | \$ 237,911,268 | \$ 231,569,509 | -21.1% | -19.0% | \$14,728,656 | 7.8% |
| Attucks | 129,934,413 | 140,154,994 | 136,443,552 | -7.3% | -4.8% | 2,786,255 | 2.1% |
| Chicago Equity | 153,947,617 | 180,341,078 | 176,949,284 | * | * | 969,537 | 0.6% |
| DFA | 89,807,596 | 112,802,044 | 111,250,561 | * | * | — | 0.0% |
| Fidelity | — | 323,809,104 | 319,227,670 | * | * | — | 0.0% |
| Harris | 260,395,532 | 278,950,454 | 275,820,668 | -6.7% | -5.6% | 963,403 | 0.4% |
| Holland | 138,144,924 | 142,344,680 | 138,611,532 | -3.0% | -0.3% | 2,115,741 | 1.5% |
| J&W Seligman | 247,799,769 | 292,858,330 | 280,999,530 | -15.4% | -11.8% | 14,564,332 | 5.9% |
| Lombardia | 129,553,763 | 139,835,715 | 139,191,181 | -7.4% | -6.9% | 169,807 | 0.1% |
| Lynmar Capital | 109,922,478 | 57,542,356 | 56,450,855 | * | * | 2,493,620 | 2.3% |
| New Amsterdam | 270,281,729 | 294,739,206 | 290,353,866 | -8.3% | -6.9% | 8,399,181 | 3.1% |
| NTGI 500 | 961,558,806 | 1,257,060,822 | 1,636,315,894 | * | * | 3,586,645 | 0.4% |
| NTGI Midcap | 210,428,990 | 221,878,112 | 284,521,721 | -5.2% | -26.0% | — | 0.0% |
| NTGI Smallcap | 449,400,868 | 522,740,827 | 609,337,767 | -14.0% | -26.2% | 17,030,884 | 3.8% |
| NTGI Mgr of Mgrs | 131,030,937 | 142,830,601 | 138,703,317 | -8.3% | -5.5% | — | 0.0% |
| Piedmont | 160,480,904 | 118,379,868 | 115,955,927 | * | * | 6,874,254 | 4.3% |
| Progress | 132,702,009 | 144,259,893 | 140,436,294 | -8.0% | -5.5% | 2,293,267 | 1.7% |
| RhumbLine Russell 1000 | 374,265,441 | 402,739,738 | — | * | * | 231,588 | 0.1% |
| RhumbLine Ru. 1000 Growth | 277,852,790 | — | — | * | * | 258,783 | 0.1% |
| RhumbLine Russell 2000 | 87,220,427 | 101,343,450 | — | * | * | 292,499 | 0.3% |
| UBS Global Equity | 251,961,150 | 288,648,926 | 286,025,576 | -12.7% | -11.9% | 2,114,163 | 0.8% |
| Waddell & Reed | 190,441,459 | 318,491,444 | 308,195,048 | * | * | 10,791,103 | 5.7% |
| Zenna Financial | — | 44,045 | 81,066 | * | * | — | 0.0% |
| Zevenbergen | 72,433,540 | 71,451,200 | 67,059,459 | 1.4% | 8.0% | 2,744,019 | 3.8% |
| NTGI—transition | 82,706 | — | — | * | * | 81,319 | 98.3% |
| State Street—transition | 817,481 | — | — | * | * | 819,592 | 100.3% |
| Total | 5,018,121,865 | 5,791,158,155 | 5,743,500,278 | * | * | 94,308,644 | 1.9% |

**INVESTMENT SUMMARY BY MANAGER
APRIL 30, 2007 THROUGH APRIL 30, 2008**

| | FAIR VALUE 4/30/2008 | FAIR VALUE 6/30/2007 | FAIR VALUE 4/30/2007 | % CHANGE IN MV 10 Months | % CHANGE IN MV 12 Months | CASH OR SHORT-TERM | % OF CASH |
|-------------------------|-------------------------|-------------------------|-------------------------|-----------------------------|-----------------------------|-----------------------|--------------|
| International | | | | | | | |
| Acadian | 408,262,778 | 436,747,105 | 417,329,287 | -6.5% | -2.2% | 5,367,841 | 1.3% |
| Brandywine | 189,538,107 | 204,815,172 | 203,137,318 | -7.5% | -6.7% | 2,361,145 | 1.2% |
| Earnest Partners | 110,409,174 | 108,364,913 | 105,076,945 | 1.9% | 5.1% | 8,839,756 | 8.0% |
| Lazard | 620,923,285 | 625,905,571 | 621,654,986 | -0.8% | -0.1% | 13,472,938 | 2.2% |
| MFS Advisors | 439,248,436 | 451,726,102 | 451,469,184 | -2.8% | -2.7% | 6,129,184 | 1.4% |
| Morgan Stanley | 573,224,537 | 792,870,733 | 781,858,345 | * | * | 32,711,753 | 5.7% |
| NTGI EAFE Growth Index | 193,879,354 | — | — | * | * | 1,247,361 | 0.6% |
| UIM | 104,770,052 | 109,039,739 | 105,529,920 | -3.9% | -0.7% | 5,971,997 | 5.7% |
| William Blair | 98,139,280 | 104,672,650 | 100,894,502 | -6.2% | -2.7% | 6,913,160 | 7.0% |
| Lambright-transition | — | 3 | 8,403 | * | * | — | 0.0% |
| State Street-transition | 16,857 | 866,823 | 1,760,423 | * | * | — | 0.0% |
| Total | 2,738,411,859 | 2,835,008,811 | 2,788,719,314 | * | * | 83,015,137 | 3.0% |
| Public REITs | | | | | | | |
| Adelante | \$83,301,379 | \$49,826,238 | \$54,420,863 | * | * | \$3,325,529 | 4.0% |
| Morgan Stanley | 138,027,896 | 111,611,490 | 119,312,027 | * | * | 3,156,460 | 2.3% |
| Urdang | 78,877,887 | 82,103,212 | 91,348,858 | * | * | 2,019,482 | 2.6% |
| Total | 300,207,162 | 243,540,940 | 265,081,748 | * | * | 8,501,471 | 2.8% |
| TOTAL EQUITY | 8,056,740,886 | 8,869,707,906 | 8,797,301,339 | * | * | 185,825,252 | 2.3% |

**INVESTMENT SUMMARY BY MANAGER
APRIL 30, 2007 THROUGH APRIL 30, 2008**

| | FAIR VALUE 4/30/2008 | FAIR VALUE 6/30/2007 | FAIR VALUE 4/30/2007 | % CHANGE IN MV 10 Months | % CHANGE IN MV 12 Months | CASH OR SHORT-TERM | % OF CASH |
|-----------------------------|-------------------------|-------------------------|-------------------------|-----------------------------|-----------------------------|-----------------------|--------------|
| REAL ESTATE | | | | | | | |
| Capital Associates | 83,203 | 109,524 | 345,994 | * | * | - | 0.0% |
| Capri Select Income II | 25,195,111 | 21,444,875 | 20,043,150 | * | * | - | 0.0% |
| CB Richard Ellis | 27,089,208 | 39,626,342 | 39,125,758 | * | * | - | 0.0% |
| DV Urban | 5,739,188 | 3,190,744 | 3,636,287 | * | * | - | 0.0% |
| Fremont | 19,135,743 | 15,804,766 | 13,451,910 | * | * | - | 0.0% |
| Intercontinental | 40,958,230 | 40,178,129 | 38,897,673 | * | * | - | 0.0% |
| JP Morgan | 218,105,932 | 207,296,236 | 199,917,665 | * | * | - | 0.0% |
| Morgan Stanley (Lend Lease) | 3,896 | 3,897 | 3,896 | * | * | - | 0.0% |
| Morgan Stanley-Mezzanine | 3,717,089 | - | - | * | * | 46,387 | 1.2% |
| Olympus | 2,026,177 | 3,171,383 | 6,094,340 | * | * | - | 0.0% |
| PRISA I | 160,222,994 | 154,021,301 | 145,435,424 | * | * | - | 0.0% |
| PRISA II | 68,677,478 | 67,689,014 | 63,084,569 | * | * | - | 0.0% |
| RREEF | - | 322,340 | 362,005 | * | * | - | 0.0% |
| RREEF Global | 23,356,655 | 10,352,722 | 9,521,856 | * | * | - | 0.0% |
| UBS Realty Inv. | 201,258,113 | 193,285,680 | 183,678,220 | * | * | - | 0.0% |
| Urban America | 7,805,367 | 3,564,951 | 1,469,761 | * | * | - | 0.0% |
| Walton I | 975,583 | 980,653 | 850,014 | * | * | - | 0.0% |
| Walton II | 8,242,715 | 10,475,842 | 10,354,139 | * | * | - | 0.0% |
| Walton III | 8,752,508 | 9,355,348 | 8,458,385 | * | * | - | 0.0% |
| Walton IV | 34,972,794 | 34,630,707 | 32,668,509 | * | * | - | 0.0% |
| Walton V | 31,362,241 | 26,915,916 | 13,165,748 | * | * | - | 0.0% |
| TOTAL | 887,680,225 | 842,420,370 | 790,565,302 | * | * | 46,387 | 0.0% |

**INVESTMENT SUMMARY BY MANAGER
APRIL 30, 2007 THROUGH APRIL 30, 2008**

| | FAIR VALUE 4/30/2008 | FAIR VALUE 6/30/2007 | FAIR VALUE 4/30/2007 | % CHANGE IN MV 10 Months | % CHANGE IN MV 12 Months | CASH OR SHORT-TERM | % OF CASH |
|----------------------------|-------------------------|-------------------------|-------------------------|-----------------------------|-----------------------------|-----------------------|--------------|
| PRIVATE EQUITY | | | | | | | |
| Adams Street | \$ 76,831,843 | \$ 85,430,731 | \$ 78,664,579 | * | * | \$ — | 0.0% |
| Harbourvest | 75,218,199 | 85,149,073 | 71,240,612 | * | * | — | 0.0% |
| Hispania | 964,981 | 1,167,994 | 1,318,550 | * | * | — | 0.0% |
| ICV Capital Partners | 1,304,503 | 815,774 | 823,879 | * | * | — | 0.0% |
| Mesirow—Fund I | 23,747,776 | 27,496,373 | 23,701,005 | * | * | — | 0.0% |
| Mesirow—Fund II | 34,351,950 | 34,551,900 | 34,564,919 | * | * | — | 0.0% |
| Mesirow—Fund IV | 3,200,000 | — | — | * | * | — | 0.0% |
| Mesirow—Capital VIII | 2,866,692 | 2,636,033 | 4,066,690 | * | * | — | 0.0% |
| Mesirow—Capital IX | 6,976,616 | 4,809,996 | 3,111,747 | * | * | — | 0.0% |
| Muller and Monroe | 6,824,219 | 4,857,214 | 3,832,687 | * | * | 76,306 | 1.1% |
| M2 Private Equity | 2,110,799 | — | — | * | * | — | 0.0% |
| Palladium Partners | 3,117,751 | 2,854,973 | 2,355,445 | * | * | — | 0.0% |
| Pantheon III | 13,307,818 | 15,059,906 | 13,677,359 | * | * | — | 0.0% |
| Pantheon—Fund IV | 25,984,133 | 28,501,224 | 23,716,810 | * | * | — | 0.0% |
| Pantheon—Intl. | 13,143,820 | 14,980,287 | 11,785,555 | * | * | 375,991 | 2.9% |
| Pharos Capital | 3,699,752 | 3,216,319 | 3,223,970 | * | * | — | 0.0% |
| Syncom | 1,175,451 | 753,561 | 424,430 | * | * | — | 0.0% |
| TOTAL | 294,826,304 | 312,281,558 | 276,508,237 | * | * | 452,298 | 0.2% |
| FIXED INCOME | | | | | | | |
| Lehman Brothers | 401,292,011 | 398,329,007 | 406,225,085 | 0.7% | -1.2% | 55,330,918 | 13.8% |
| LM Capital | 65,164,825 | 62,294,307 | 63,635,269 | 4.6% | 2.4% | 2,532,999 | 3.9% |
| NTGI Fixed Income | 1,453,923,635 | 1,431,716,806 | 1,460,820,301 | 1.6% | -0.5% | 16,710,287 | 1.1% |
| Smith Graham | 57,966 | 62,559,378 | 63,926,827 | * | * | 58,434 | 100.8% |
| Taplin, Canida and Habacht | 117,936,134 | 119,652,717 | 121,836,677 | -1.4% | -3.2% | 12,990,441 | 11.0% |
| Western Asset Mgmt | 497,472,018 | 499,449,652 | 511,976,995 | -0.4% | -2.8% | 209,978,777 | 42.2% |
| TOTAL | 2,535,846,589 | 2,574,001,867 | 2,628,421,153 | * | * | 297,601,857 | 11.7% |

**INVESTMENT SUMMARY BY MANAGER
APRIL 30, 2007 THROUGH APRIL 30, 2008**

| | FAIR VALUE 4/30/2008 | FAIR VALUE 6/30/2007 | FAIR VALUE 4/30/2007 | % CHANGE IN MV 10 Months | % CHANGE IN MV 12 Months | CASH OR SHORT-TERM | % OF CASH |
|------------------------|-------------------------|-------------------------|-------------------------|-----------------------------|-----------------------------|-----------------------|--------------|
| SHORT TERM | | | | | | | |
| Appropriation Acct. | 44,149,799 | 48,692,546 | 47,017,007 | * | * | 44,149,799 | 100.0% |
| Cash Equivalent | 64,773,041 | 150,673,471 | 65,749,762 | * | * | 64,773,041 | 100.0% |
| TOTAL | 108,922,839 | 199,366,017 | 112,766,769 | * | * | 108,922,839 | 100.0% |
| TOTAL PORTFOLIO | \$ 11,884,016,844 | \$ 12,797,777,518 | \$ 12,605,562,801 | * | * | \$ 592,848,633 | 5.0% |

MANAGER ACTIVITY SUMMARY REPORT
July 1, 2007 THROUGH April 30, 2008

| | FAIR VALUE 4/30/2008 | FAIR VALUE 6/30/2007 | PURCHASES | SALES | TURNOVER % |
|---------------------------|-------------------------|-------------------------|---------------|---------------|------------|
| EQUITY | | | | | |
| Domestic | | | | | |
| Ariel | \$ 187,656,534 | \$ 237,911,268 | \$ 60,844,058 | \$ 63,550,790 | 28.59% |
| Attucks | 129,934,413 | 140,154,994 | 90,632,317 | 88,582,776 | 65.60% |
| Chicago Equity | 153,947,617 | 180,341,078 | 144,473,999 | 143,733,273 | 85.99% |
| DFA | 89,807,596 | 112,802,044 | — | 409,639 | 0.40% |
| Fidelity | — | 323,809,104 | 35,221,438 | 35,981,992 | 21.75% |
| Harris | 260,395,532 | 278,950,454 | 114,744,202 | 115,525,096 | 42.55% |
| Holland | 138,144,924 | 142,344,680 | 51,202,460 | 52,492,818 | 36.51% |
| J&W Seligman | 247,799,769 | 292,858,330 | 317,269,506 | 327,870,423 | 117.36% |
| Lombardia | 129,553,763 | 139,835,715 | 92,700,199 | 93,032,277 | 68.82% |
| Lynmar Capital | 109,922,478 | 57,542,356 | 94,499,402 | 95,461,267 | 112.86% |
| New Amsterdam | 270,281,729 | 294,739,206 | 147,026,914 | 149,596,278 | 52.04% |
| NTGI 500 | 961,558,806 | 1,257,060,822 | 35,747,598 | 240,860,934 | 3.22% |
| NTGI Midcap | 210,428,990 | 221,878,112 | — | 17,949 | 0.01% |
| NTGI Smallcap | 449,400,868 | 522,740,827 | 51,585,150 | 13,004,711 | 2.68% |
| NTGI Mgr of Mgrs | 131,030,937 | 142,830,601 | 13,300,000 | 13,984,999 | 9.71% |
| Piedmont | 160,480,904 | 118,379,868 | 107,243,091 | 111,535,105 | 76.92% |
| Progress | 132,702,009 | 144,259,893 | 104,281,822 | 103,254,579 | 74.56% |
| RhumbLine Russell 1000 | 374,265,441 | 402,739,738 | 22,464,654 | 12,308,262 | 3.17% |
| RhumbLine Ru. 1000 Growth | 277,852,790 | — | 13,013,043 | 5,208,525 | 3.75% |
| RhumbLine Russell 2000 | 87,220,427 | 101,343,450 | 9,972,902 | 2,315,260 | 2.46% |
| UBS Global Equity | 251,961,150 | 288,648,926 | 74,566,277 | 60,772,799 | 22.48% |
| Waddell & Reed | 190,441,459 | 318,491,444 | 163,051,099 | 169,697,847 | 64.08% |
| Zenna Financial | — | 44,045 | — | — | 0.00% |
| Zevenbergen | 72,433,540 | 71,451,200 | 27,923,894 | 29,919,672 | 38.81% |
| NTGI-transition | 82,706 | — | 144,406,052 | 140,880,418 | N/A |
| State Street-transition | 817,481 | — | 254,706,097 | 296,899,388 | N/A |
| Total | 5,018,121,865 | 5,791,158,155 | 2,170,876,175 | 2,366,897,074 | |

MANAGER ACTIVITY SUMMARY REPORT
July 1, 2007 THROUGH April 30, 2008

| | FAIR VALUE 4/30/2008 | FAIR VALUE 6/30/2007 | PURCHASES | SALES | TURNOVER % |
|-------------------------|-------------------------|-------------------------|---------------|---------------|------------|
| International | | | | | |
| Acadian | 408,262,778 | 436,747,105 | 344,421,916 | 345,259,395 | 81.52% |
| Brandywine | 189,538,107 | 204,815,172 | 79,227,386 | 78,242,422 | 39.68% |
| Earnest Partners | 110,409,174 | 108,364,913 | 5,799,758 | 9,459,519 | 8.65% |
| Lazard | 620,923,285 | 625,905,571 | 179,769,280 | 164,199,512 | 26.34% |
| MFS Advisors | 439,248,436 | 451,726,102 | 106,030,186 | 108,978,380 | 23.80% |
| Morgan Stanley | 573,224,537 | 792,870,733 | 307,977,556 | 313,886,723 | 45.09% |
| NTGI EAFE Growth Index | 193,879,354 | — | 1,204,024 | 515,495 | 0.53% |
| UIM | 104,770,052 | 109,039,739 | 112,411,373 | 115,830,795 | 105.15% |
| William Blair | 98,139,280 | 104,672,650 | 65,435,439 | 71,099,978 | 64.53% |
| Lambright-transition | — | 3 | — | — | N/A |
| State Street-transition | 16,857 | 866,823 | — | — | N/A |
| Total | 2,738,411,859 | 2,835,008,811 | 1,202,276,918 | 1,207,472,220 | |
| Public REITs | | | | | |
| Adelante | 83,301,379 | 49,826,238 | 50,246,699 | 14,183,971 | 21.31% |
| Morgan Stanley | 138,027,896 | 111,611,490 | 115,938,171 | 64,327,523 | 51.54% |
| Urdang | 78,877,887 | 82,103,212 | 78,006,221 | 76,518,889 | 95.07% |
| Total | 300,207,162 | 243,540,940 | 244,191,091 | 155,030,383 | |
| TOTAL EQUITY | 8,056,740,886 | 8,869,707,906 | 3,617,344,184 | 3,729,399,677 | |
| FIXED INCOME | | | | | |
| Lehman Brothers | 401,292,011 | 398,329,007 | 1,955,785,067 | 1,965,878,074 | 489.18% |
| LM Capital | 65,164,825 | 62,294,307 | 17,620,192 | 18,869,996 | 27.65% |
| NTGI Fixed Income | 1,453,923,635 | 1,431,716,806 | 344,802,393 | 352,253,054 | 23.90% |

MANAGER ACTIVITY SUMMARY REPORT
July 1, 2007 THROUGH April 30, 2008

| | FAIR VALUE 4/30/2008 | FAIR VALUE 6/30/2007 | PURCHASES | SALES | TURNOVER % |
|-----------------------------|-------------------------|-------------------------|---------------|---------------|------------|
| Smith Graham | 57,966 | 62,559,378 | 171,058,460 | 182,169,691 | 546.36% |
| Taplin, Canida and Habacht | 117,936,134 | 119,652,717 | 84,081,445 | 65,386,185 | 55.04% |
| Western Asset Mgmt | 497,472,018 | 499,449,652 | 2,815,623,311 | 2,800,243,335 | 561.78% |
| TOTAL | 2,535,846,589 | 2,574,001,867 | 5,388,970,868 | 5,384,800,336 | |
| REAL ESTATE | | | | | |
| Capital Associates | \$ 83,203 | \$ 109,524 | \$ - | \$ - | N/A |
| Capri Select Income II | 25,195,111 | 21,444,875 | 3,584,000 | 160,000 | N/A |
| CB Richard Ellis | 27,089,208 | 39,626,342 | 1,497,000 | 17,353,722 | N/A |
| DV Urban | 5,739,188 | 3,190,744 | 3,095,833 | - | N/A |
| Fremont | 19,135,743 | 15,804,766 | 2,856,077 | - | N/A |
| Intercontinental | 40,958,230 | 40,178,129 | - | - | N/A |
| JP Morgan | 218,105,932 | 207,296,236 | - | 7,702,998 | N/A |
| Morgan Stanley (Lend Lease) | 3,896 | 3,897 | - | - | N/A |
| Morgan Stanley--Mezzanine | 3,717,089 | - | 4,510,456 | 765,765 | N/A |
| Olympus | 2,026,177 | 3,171,383 | 226,833 | 796,982 | N/A |
| PRISA I | 160,222,994 | 154,021,301 | - | 3,001,756 | N/A |
| PRISA II | 68,677,478 | 67,689,014 | - | 1,449,962 | N/A |
| RREEF | - | 322,340 | - | 326,922 | N/A |
| RREEF Global | 23,356,655 | 10,352,722 | 13,989,797 | - | N/A |
| UBS Realty Inv. | 201,258,113 | 193,285,680 | - | 1,890,658 | N/A |
| Urban America | 7,805,367 | 3,564,951 | 4,240,416 | - | N/A |
| Walton I | 975,583 | 980,653 | - | - | N/A |
| Walton II | 8,242,715 | 10,475,842 | - | 1,559,683 | N/A |
| Walton III | 8,752,508 | 9,355,348 | - | 394,729 | N/A |
| Walton IV | 34,972,794 | 34,630,707 | - | - | N/A |
| Walton V | 31,362,241 | 26,915,916 | 3,288,433 | - | N/A |
| TOTAL | 887,680,225 | 842,420,370 | 37,288,845 | 35,403,176 | |

MANAGER ACTIVITY SUMMARY REPORT
July 1, 2007 THROUGH April 30, 2008

| | FAIR VALUE 4/30/2008 | FAIR VALUE 6/30/2007 | PURCHASES | SALES | TURNOVER % |
|-----------------------|---------------------------------|---------------------------------|------------------|------------------|-------------------|
| PRIVATE EQUITY | | | | | |
| Adams Street | 76,831,843 | 85,430,731 | 5,604,224 | 6,770,695 | N/A |
| Harbourvest | 75,218,199 | 85,149,073 | 1,400,000 | 4,841,053 | N/A |
| Hispania | 964,981 | 1,167,994 | — | — | N/A |
| ICV Capital Partners | 1,304,503 | 815,774 | 590,378 | — | N/A |
| Mesirow—Fund I | 23,747,776 | 27,496,373 | 800,000 | 4,400,000 | N/A |
| Mesirow—Fund II | 34,351,950 | 34,551,900 | 7,650,000 | 2,430,000 | N/A |
| Mesirow—Fund IV | 3,200,000 | — | 3,200,000 | — | N/A |
| Mesirow—Capital VIII | 2,866,692 | 2,636,033 | — | — | N/A |
| Mesirow—Capital IX | 6,976,616 | 4,809,996 | 2,800,000 | — | N/A |
| Muller and Monroe | 6,824,219 | 4,857,214 | 2,773,146 | 361,305 | N/A |
| M2 Private Equity | 2,110,799 | — | 2,217,745 | — | N/A |
| Palladium Partners | 3,117,751 | 2,854,973 | 1,505,361 | 718,792 | N/A |
| Pantheon III | 13,307,818 | 15,059,906 | — | 799,864 | N/A |
| Pantheon—Fund IV | 25,984,133 | 28,501,224 | 1,575,000 | 1,786,696 | N/A |
| Pantheon—Intl. | 13,143,820 | 14,980,287 | 328,706 | 1,958,739 | N/A |
| Pharos Capital | 3,699,752 | 3,216,319 | 1,087,500 | 583,086 | N/A |
| Syncom | 1,175,451 | 753,561 | 1,882,787 | 1,304,411 | N/A |
| TOTAL | 294,826,304 | 312,281,358 | 33,414,846 | 25,954,641 | |
| SHORT TERM | | | | | |
| Appropriation Acct. | 44,149,799 | 48,692,546 | — | — | N/A |
| Cash Equivalent | 64,773,041 | 150,673,471 | 243,672 | — | N/A |
| TOTAL | 108,922,839 | 199,366,017 | 243,672 | — | |
| GRAND TOTAL | \$ 11,884,016,844 | \$ 12,797,777,518 | \$ 9,077,262,414 | \$ 9,175,557,830 | |

Note: Fair Value includes Cash and Cash Equivalents, A/P, A/R, and Accrual Income.

MANAGER FEE ANALYSIS AS OF APRIL 30, 2008

| | MANAGER FEES 7/1- 4/30/08 | FAIR VALUE 04/30/2008 | ANNUAL FEE IN BASIS POINTS | FY 2007 MGR FEES |
|---------------------------|------------------------------|--------------------------|-------------------------------|---------------------|
| EQUITY | | | | |
| Domestic | | | | |
| Ariel | \$ 520,475 | \$ 187,656,534 | 33.28 | \$ 662,535 |
| Attucks | 740,127 | 129,934,413 | 68.35 | 851,753 |
| Chicago Equity | 333,141 | 153,947,617 | 25.97 | 482,114 |
| DFA | 416,988 | 89,807,596 | 55.72 | 559,866 |
| Fidelity * | 172,313 | – | N/A | 673,057 |
| Harris | 507,735 | 260,395,532 | 23.40 | 690,500 |
| Holland | 406,083 | 138,144,924 | 35.27 | 499,661 |
| J&W Seligman | 753,267 | 247,799,769 | 36.48 | 999,749 |
| Lombardia | 443,045 | 129,553,763 | 41.04 | 466,466 |
| Lynmar Capital * | 342,444 | 109,922,478 | 37.38 | 357,548 |
| New Amsterdam | 543,822 | 270,281,729 | 24.14 | 713,911 |
| NTGI 500 | 100,215 | 961,558,806 | 1.25 | 166,015 |
| NTGI Midcap | 18,185 | 210,428,990 | 1.04 | 25,677 |
| NTGI Smallcap | 241,545 | 449,400,868 | 6.45 | 344,024 |
| NTGI Mgr of Mgrs * | 595,999 | 131,030,937 | 54.58 | 852,648 |
| Piedmont * | 414,560 | 160,480,904 | 31.00 | 322,831 |
| Progress * | 698,556 | 132,702,009 | 63.17 | 863,192 |
| RhumbLine Russell 1000 | 40,160 | 374,265,441 | 1.25 | 8,211 |
| RhumbLine Ru. 1000 Growth | 20,446 | 277,852,790 | 1.25 | – |
| RhumbLine Russell 2000 | 9,508 | 87,220,427 | 1.25 | 2,066 |
| UBS Global Equity | 604,291 | 251,961,150 | 28.78 | 814,753 |
| Waddell & Reed | 323,517 | 190,441,459 | 20.39 | 524,796 |
| Zenna Financial | – | – | N/A | 14,852 |
| Zevenbergen | 240,440 | 72,433,540 | 39.83 | 255,480 |
| Transition Managers | – | 900,187 | 0.00 | – |
| Total | 8,486,863 | 5,018,121,865 | 20.29 | 11,151,704 |
| International | | | | |
| Acadian | 1,501,673 | 408,262,778 | 44.14 | 574,682 |
| Brandywine | 792,991 | 189,538,107 | 51.84 | 298,521 |
| Earnest Partners | 447,416 | 110,409,174 | 46.22 | 159,081 |
| Lazard | 1,041,838 | 620,923,285 | 20.13 | 888,128 |
| MFS Advisors | 1,341,808 | 439,248,436 | 36.66 | 1,848,924 |
| Morgan Stanley | 2,204,737 | 573,224,537 | 46.15 | 2,865,430 |
| NTGI EAFE Growth Index | – | 193,879,354 | 0.00 | – |
| UIM | 731,994 | 104,770,052 | 82.70 | 277,373 |
| William Blair | 756,296 | 98,139,280 | 91.93 | 288,301 |
| Transition Managers | – | 16,857 | N/A | – |
| Total | 8,818,753 | 2,738,411,859 | 38.60 | 7,200,439 |

| | | | | |
|-----------------------------|-------------------|----------------------|--------------|-------------------|
| Public REITs | | | | |
| Adelante | 283,228 | 83,301,379 | 40.80 | 316,010 |
| Morgan Stanley | 640,543 | 138,027,896 | 55.69 | 754,682 |
| Urdang | 308,013 | 78,877,887 | 46.86 | 485,562 |
| Total | 1,231,784 | 300,207,162 | 49.24 | 1,556,254 |
| TOTAL EQUITY | 18,537,400 | 8,056,740,886 | 27.59 | 19,908,397 |
| FIXED INCOME | | | | |
| Lehman Brothers | 285,687 | 401,292,011 | 8.54 | 230,022 |
| LM Capital | 111,125 | 65,164,825 | 20.46 | 131,344 |
| NTGI Fixed Income | 121,633 | 1,453,923,635 | 1.00 | 144,831 |
| Smith Graham | 87,344 | 57,966 | N/A | 157,543 |
| Taplin, Canida and Habacht | 164,696 | 117,936,134 | 16.76 | 200,049 |
| Western Asset Mgmt | 745,750 | 497,472,018 | 17.99 | 905,940 |
| TOTAL | 1,516,234 | 2,535,846,589 | 7.18 | 1,769,729 |
| REAL ESTATE | | | | |
| Capital Associates * | – | 83,203 | N/A | 22,640 |
| Capri Select Income II * | 260,417 | 25,195,111 | N/A | 312,500 |
| CB Richard Ellis * | 196,352 | 27,089,208 | N/A | 292,209 |
| DV Urban | 260,417 | 5,739,188 | N/A | 312,500 |
| Fremont | 201,090 | 19,135,743 | N/A | 450,000 |
| Intercontinental | 367,580 | 40,958,230 | N/A | 437,500 |
| JP Morgan | 1,795,976 | 218,105,932 | N/A | 1,953,441 |
| Merrill Lynch Asia Fund | 401,667 | – | N/A | – |
| Morgan Stanley (Lend Lease) | – | 3,896 | N/A | – |
| Morgan Stanley–Mezzanine | – | 3,717,089 | N/A | – |
| Olympus | – | 2,026,177 | N/A | 56,708 |
| PRISA I | 963,875 | 160,222,994 | N/A | 1,147,864 |
| PRISA II | 475,276 | 68,677,478 | N/A | 700,526 |
| RREEF | – | – | N/A | 11,619 |
| RREEF Global * | 198,333 | 23,356,655 | N/A | 529,280 |
| UBS Realty Inv. | 1,719,859 | 201,258,113 | N/A | 1,901,312 |
| Urban America | 260,403 | 7,805,367 | N/A | 334,477 |
| Walton I | 6,071 | 975,583 | N/A | 7,685 |
| Walton II | 44,464 | 8,242,715 | N/A | 90,810 |
| Walton III | 59,426 | 8,752,508 | N/A | 114,974 |
| Walton IV * | 325,797 | 34,972,794 | N/A | 460,060 |
| Walton V * | 330,213 | 31,362,241 | N/A | 211,505 |
| TOTAL | 7,867,214 | 887,680,225 | N/A | 9,347,610 |

INFRASTRUCTURE

| | | | | |
|--------------------------------|------------------|----------|------------|----------|
| JP Morgan | 1,312,500 | – | N/A | – |
| Macquarie US Partners II | – | – | N/A | – |
| Macquarie European Fund III | – | – | N/A | – |
| TOTAL | 1,312,500 | – | N/A | – |

PRIVATE EQUITY

| | | | | |
|------------------------|------------------|--------------------|------------|------------------|
| Adams Street * | 781,971 | 76,831,843 | N/A | 915,674 |
| Harbourvest * | 833,333 | 75,218,199 | N/A | 1,000,000 |
| Hispania * | 266,338 | 964,981 | N/A | 307,840 |
| ICV Capital Partners * | 149,986 | 1,304,503 | N/A | 148,520 |
| Mesirow–Fund I * | 272,917 | 23,747,776 | N/A | 333,500 |
| Mesirow–Fund II * | 293,750 | 34,351,950 | N/A | 352,500 |
| Mesirow–Fund IV * | – | 3,200,000 | N/A | – |
| Mesirow–Capital VIII * | 83,333 | 2,866,692 | N/A | 100,000 |
| Mesirow–Capital IX * | 166,667 | 6,976,616 | N/A | 200,000 |
| Muller and Monroe * | 208,333 | 6,824,219 | N/A | 250,000 |
| M2 Private Equity | 37,169 | 2,110,799 | N/A | – |
| Palladium Partners * | 162,500 | 3,117,751 | N/A | 150,000 |
| Pantheon * | 200,667 | 13,307,818 | N/A | 267,162 |
| Pantheon–Fund IV * | 192,424 | 25,984,133 | N/A | 227,972 |
| Pantheon–Intl. * | 102,896 | 13,143,820 | N/A | 160,204 |
| Pharos Capital * | 154,667 | 3,699,752 | N/A | 187,500 |
| Syncom * | 138,507 | 1,175,451 | N/A | 196,875 |
| TOTAL | 4,045,459 | 294,826,304 | N/A | 4,797,747 |

SHORT TERM

| | | | | |
|---------------------|----------|--------------------|-----|----------|
| Appropriation Acct. | – | 44,149,799 | N/A | – |
| Cash Equivalent | – | 64,773,041 | N/A | – |
| TOTAL | – | 108,922,839 | | – |

| | | | | |
|--------------------|----------------------|--------------------------|--------------|----------------------|
| GRAND TOTAL | \$ 33,278,808 | \$ 11,884,016,844 | 32.27 | \$ 35,823,483 |
|--------------------|----------------------|--------------------------|--------------|----------------------|

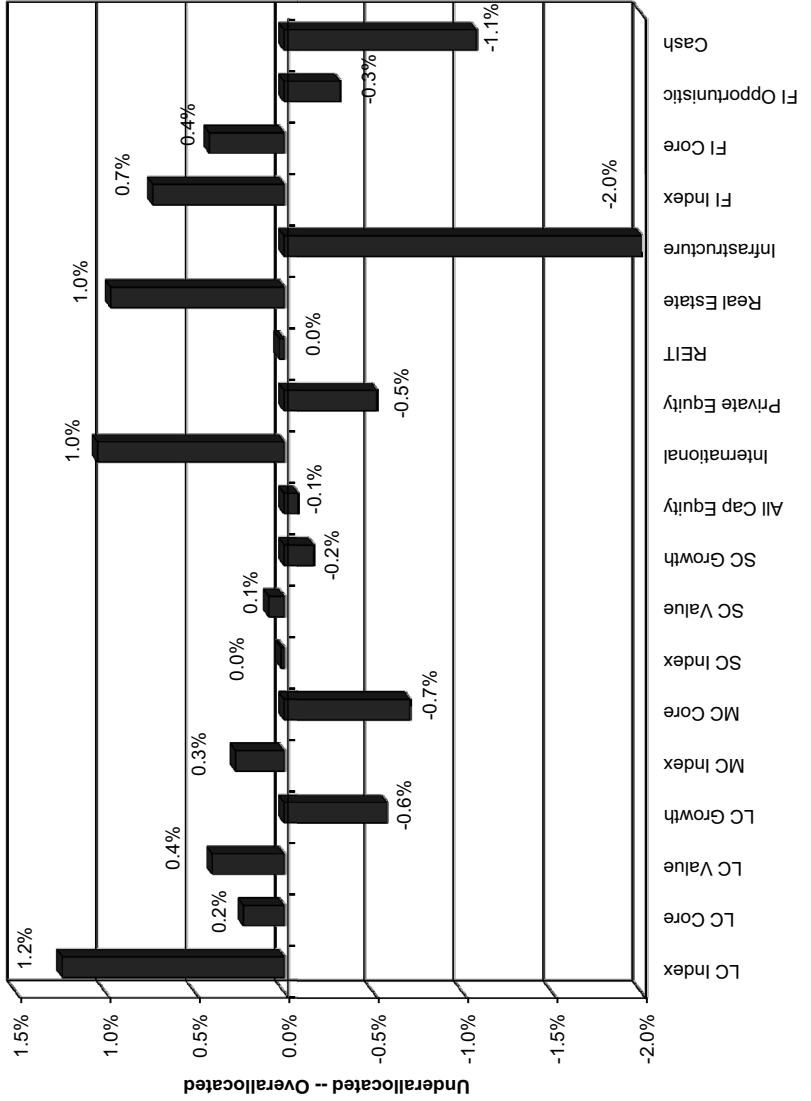
* May not provide a strong comparison due to contributions/distributions made during the period.

Note: Fair Value includes Cash and Cash Equivalents, A/P, A/R, and Accrual Income.

ASSET ALLOCATION ANALYSIS

| | Fair Value 4/30/08 | Actual % | Allocation Policy | % Over/ (Under) Allocated | \$ Over/ (Under) Allocated |
|---------------------------|-----------------------|---------------|----------------------|---------------------------------|----------------------------------|
| Large Cap Equity | | | | | |
| Index | 1,335,824,247 | 11.2% | 10.0% | 1.2% | 147,422,562 |
| Core | 621,204,092 | 5.2% | 5.0% | 0.2% | 27,003,250 |
| Value | 641,910,445 | 5.4% | 5.0% | 0.4% | 47,709,603 |
| Growth | 525,920,193 | 4.4% | 5.0% | -0.6% | (68,280,649) |
| Total Large Cap | 3,124,858,977 | 26.3% | 25.0% | 1.3% | 153,854,766 |
| Mid Cap Equity | | | | | |
| Index | 210,428,990 | 1.8% | 1.5% | 0.3% | 32,168,737 |
| Core | 153,947,617 | 1.3% | 2.0% | -0.7% | (83,732,720) |
| Total Mid Cap | 364,376,607 | 3.1% | 3.5% | -0.4% | (51,563,983) |
| Small Cap Equity | | | | | |
| Index | 536,621,295 | 4.5% | 4.5% | 0.0% | 1,840,537 |
| Value | 277,464,130 | 2.3% | 2.25% | 0.1% | 10,073,751 |
| Growth | 247,799,769 | 2.1% | 2.25% | -0.2% | (19,590,610) |
| Total Small Cap | 1,061,885,195 | 8.9% | 9.0% | -0.1% | (7,676,321) |
| All Cap Equity | 466,100,899 | 3.9% | 4.0% | -0.1% | (9,259,775) |
| International | 2,738,411,859 | 23.0% | 22.0% | 1.0% | 123,928,153 |
| Private Equity | 294,826,304 | 2.5% | 3.0% | -0.5% | (61,694,202) |
| REIT | 300,207,162 | 2.5% | 2.5% | 0.0% | 3,106,741 |
| Total Equity | 8,350,667,003 | 70.3% | 69.0% | 1.3% | 150,695,381 |
| Real Estate | 887,680,225 | 7.5% | 6.5% | 1.0% | 115,219,130 |
| Infrastructure | 0 | 0.0% | 2.0% | -2.0% | (237,680,337) |
| Fixed Income | | | | | |
| Index | 1,453,923,635 | 12.2% | 11.5% | 0.7% | 87,261,698 |
| Core | 584,392,970 | 4.9% | 4.5% | 0.4% | 49,612,212 |
| Opportunistic | 497,529,984 | 4.2% | 4.5% | -0.3% | (37,250,774) |
| Total Fixed Income | 2,535,846,589 | 21.3% | 20.5% | 0.8% | 99,623,136 |
| Cash Equivalents | 109,823,026 | 0.9% | 2.0% | -1.1% | (127,857,310) |
| Total Fund | 11,884,016,844 | 100.0% | 100.0% | 0.0% | 0 |
| Total Active | 8,237,395,651 | 69.3% | 70.5% | -1.2% | (140,836,224) |
| Total Passive | 3,646,621,193 | 30.7% | 29.5% | 1.2% | 140,836,224 |

**Public School Teachers' Pension and Retirement Fund of Chicago
Actual Allocation vs. Policy Targets
as of April 30, 2008**



MINORITY AND FEMALE OWNED INVESTMENT MANAGERS

Goal: 25% of Active Managers

| | 4/30/08 | 6/30/07 | 6/30/06 | 6/30/05 | 6/30/04 | 6/30/03 |
|--------------------------|-------------------|-------------------|-------------------|-------------------|-------------------|-------------------|
| Total Fund (1) | \$ 11,775.1 | \$ 12,598.4 | \$ 11,169.2 | \$ 10,668.5 | \$ 10,158.0 | \$ 9,066.1 |
| Total Active | \$ 7,766.5 | \$ 8,661.0 | \$ 7,224.9 | \$ 6,758.9 | \$ 6,121.5 | \$ 5,383.3 |
| MWBE Managers: | | | | | | |
| Adelante | 83.3 | 49.8 | 51.8 | — | — | — |
| Affinity | — | 17.0 | — | — | — | — |
| Apex | 35.6 | 32.8 | 27.7 | 22.3 | — | — |
| Ariel | 187.7 | 237.9 | 199.0 | 239.0 | 345.5 | 248.3 |
| Ativo Capital | 24.0 | 16.7 | — | — | — | — |
| Atlanta Life | 81.2 | 65.7 | — | — | — | — |
| Brown Capital | 14.9 | 16.9 | — | — | — | — |
| Capri | 25.3 | 21.4 | 17.6 | 21.4 | 21.2 | 19.8 |
| Channing | 22.4 | 29.7 | 22.3 | 19.7 | — | — |
| Credo | 6.5 | 6.4 | 3.1 | — | — | — |
| Denali | 16.2 | 17.9 | 15.2 | 14.0 | — | — |
| DV Urban | 5.7 | 3.2 | — | — | — | — |
| Earnest Partners | 110.4 | 108.4 | — | — | — | — |
| EDMP | — | — | 12.1 | 11.7 | — | — |
| Fortaleza | 23.0 | 24.2 | 20.9 | 25.8 | — | — |
| GlobeFlex Capital | 22.2 | 23.6 | — | — | — | — |
| GW Capital | 6.1 | 6.7 | — | — | — | — |
| High Pointe | — | — | 32.8 | 24.6 | — | — |
| Hispania | 1.0 | 1.2 | 0.9 | 0.8 | — | — |
| Holland | 138.1 | 142.3 | 123.9 | 122.0 | 121.8 | 39.3 |
| Hoover | 2.8 | 4.7 | 7.8 | — | — | — |
| Howland | 19.6 | 21.3 | 18.0 | 12.8 | — | — |
| ICV Capital | 1.3 | 0.8 | 0.7 | — | — | — |
| Kenwood | — | 8.6 | 7.4 | 40.8 | — | — |
| LM Capital | 65.2 | 62.3 | 61.6 | 65.0 | — | — |
| Locke Capital | 27.2 | 27.3 | — | — | — | — |
| Lombardia (Valenzuela) | 173.1 | 191.1 | 62.8 | 55.4 | — | — |
| Lynmar Capital | 110.0 | 57.5 | 43.6 | 12.9 | — | — |
| MDL | — | — | — | — | 128.3 | 135.1 |
| Muller and Monroe | 8.9 | 4.9 | 2.5 | 0.5 | — | — |
| NCM Capital | 6.2 | 14.5 | 11.4 | 9.5 | — | — |
| Needleman | — | 5.1 | — | — | — | — |
| New Amsterdam | 270.3 | 294.7 | 258.1 | 246.3 | 219.9 | 122.2 |
| Opus | 5.0 | 4.2 | 4.8 | 9.9 | — | — |
| Palisades | 40.8 | 49.1 | 9.3 | — | — | — |
| Palladium Partners | 3.1 | 2.9 | 1.1 | — | — | — |
| Paradigm | 25.8 | 28.0 | 7.7 | — | — | — |
| Pharos Capital | 3.7 | 3.2 | 2.1 | — | — | — |
| Piedmont | 160.5 | 118.4 | 39.6 | 36.4 | — | — |
| Piedra | 9.5 | 14.9 | 12.1 | 19.0 | — | — |
| Profit | 42.2 | 39.9 | 39.2 | 44.7 | — | — |
| Redwood | 14.5 | — | — | — | — | — |
| RhumbLine | 739.4 | 504.0 | — | — | — | — |
| Rutland Dickson | 9.0 | 9.7 | 8.4 | 8.3 | — | — |
| Smith Graham | — | 62.6 | 62.1 | 65.6 | 63.9 | 66.8 |
| Syncom | 1.2 | 0.8 | — | — | — | — |
| Taplin, Canida & Habacht | 117.9 | 119.7 | 119.1 | 123.9 | — | — |

| | | | | | | |
|----------------------------|------------------|------------------|------------------|------------------|----------------|----------------|
| June 17 | | | 359 | | | 2008 |
| Union Heritage | – | – | – | 8.6 | – | – |
| Urban America | 7.8 | 3.6 | – | – | – | – |
| Zenna Financial | – | – | 53.9 | 50.5 | – | – |
| Zevenbergen | 72.4 | 71.5 | 59.4 | 52.7 | 51.8 | 41.0 |
| Total MWBE Managers | \$2,741.0 | \$2,547.1 | \$1,420.0 | \$1,364.1 | \$952.4 | \$672.5 |
| % of Total Active | 25.8% | 23.6% | 18.9% | 19.4% | 15.6% | 12.5% |
| % of Total | 23.3% | 20.2% | 12.7% | 12.8% | 9.4% | 7.4% |

(1) Total Fund assets do not include Cash.

Chairperson O’Brill moved the Report of the Committee on Investments to the omnibus.

CHANGE THE ORDER OF BUSINESS

A motion was made by Ms. Nelson, seconded by Ms. Williams, and unanimously passed, to change the order of business to discuss the Report of the Committee on Personnel and Service Providers before the Report of the Committee on Finance and Audit.

REPORT OF COMMITTEE ON PERSONNEL AND SERVICE PROVIDERS

June 3, 2008 Committee Report Presented

Chairperson Nelson presented the report of the Personnel and Service Providers Committee Meeting of June 3, 2008 (see Exhibit D attached). The Trustees reviewed the committee’s recommendations.

CTPF Staff Policy on Taping of Personal Phone Calls

The committee asked staff to investigate if there is a policy regarding taping of personal phone calls and if a policy existed and was formally adopted by the Trustees. Staff investigated and informed the Trustees that there is no policy prohibiting taping of phone calls in place.

The Trustees instructed Fund counsel and executive staff to review the Fund’s practices and see if the Fund is in compliance with the law and report back to the Board.

Retention of the Legislative Lobbyists

A motion was made by Ms. Reilly, seconded by Ms. Rodriguez, to extend both lobbyists’ contacts for two years at an increase of 5% per year, subject to contract negotiations. Discussion ensued. No vote was taken.

Ms. Rodriguez stated for the record that she feels comfortable retaining the lobbyists for a two year term for the time they are in Springfield during the legislative session.

A Privileged Motion to Defer the Primary Motion Approved

A privileged motion was made by Mr. Ward, seconded by Mr. Carrero, to defer action on the primary motion until such time as the Trustees hear the lobbyists' presentations and they talk about their accountability and their accomplishments. The President declared the motion passed by a show of hands.

To Extend the Lobbyists' Contracts on a Month to Month Basis at Current Terms until Their Contracts are Solidified Approved

A motion was made by Ms. Reilly, seconded by Ms. Rodriguez, to extend the lobbyists' contracts on a month to month basis at current terms until their contracts are solidified.

The motion passed by the following vote:

Ayes: Mr. Carrero, Ms. Davis, Ms. Goff, Mr. Kotis, Ms. Nelson, Mr. O'Brill, Ms. Otero, Dr. Pilditch, Ms. Reilly, Ms. Rodriguez, Ms. Williams-11.

Nays: Mr. Ward-1.

Abstentions: None.

Service Provider Retentions for Fiscal Year 2009 Approved

A motion was made by Mr. Ward, seconded by Dr. Pilditch, to accept the following recommendations of the committee:

The retention of Goldstein and Associates for a one year term at the proposed annual retainer of \$46,000.

The retention of Jacobs, Burns, Orlove, Stanton and Hernandez for a one year term at the proposed hourly rate of \$210.

The retention of The Townsend Group for a one year term at the proposed annual retainer of \$160,000.

The motion passed by the following roll call vote:

Ayes: Mr. Carrero, Ms. Goff, Mr. Kotis, Ms. Nelson, Mr. O'Brill, Ms. Otero, Dr. Pilditch, Ms. Reilly, Ms. Rodriguez, Mr. Ward, Ms. Williams-11.

Nays: Ms. Davis-1.

Abstentions: None.

To Accept and Include the Employee Assistance Program Approved

After discussion, a motion was made by Mr. Ward, seconded by Mr. Carrero, and unanimously passed, to accept and include the Employee Assistance Program in the Employee Handbook and to extend the program at the current cost.

The motion passed by the following roll all vote:

Ayes: Mr. Carrero, Ms. Davis, Ms. Goff, Mr. Kotis, Ms. Nelson, Mr. O’Brill, Ms. Otero, Dr. Pilditch, Ms. Reilly, Ms. Rodriguez, Mr. Ward, Ms. Williams-12.

Nays: None.

Abstentions: None.

To Table All New Hires until Next Month Approved

Following discussion, a motion was made by Mr. Carrero, seconded by Mr. Ward, and unanimously passed, to table all new hires until next month.

The Trustees requested staff to furnish organizational charts for the MIS/IT department from 2004, 2006, and 2008.

Discussion of Internal Auditor Positions

The Trustees instructed staff to seek more qualified candidates for the internal auditor position.

REPORT OF THE COMMITTEE ON FINANCE AND AUDIT

June 5, 2008 Finance and Audit Committee Meeting Report Presented

Chairperson Otero presented the report of the Finance and Audit committee meeting on June 5, 2008 (see Exhibit E attached). Staff addressed questions and issues raised by the Trustees.

To Adopt the Budget for the Fiscal Year July 1, 2008 through June 30, 2009 with the Exception of Total Wages and Extending the Systems Consulting on a Month to Month Basis Until IT Issues are Resolved Approved

Following discussion, a motion was made by Mr. Carrero, seconded by Mr. Ward, to adopt the budget for the fiscal year July 1, 2008 through June 30, 2009, with the exception of total wages and extending the systems consulting on a month to month basis until IT issues are resolved.

The motion passed by the following roll call vote:

Ayes: Mr. Carrero, Ms. Davis, Ms. Goff, Mr. Kotis, Ms. Nelson, Mr. O’Brill, Ms. Otero, Dr. Pilditch, Ms. Reilly, Ms. Rodriguez, Mr. Ward, Ms. Williams-12.

Nays: None.

Abstentions: None.

Administrative Expenses

The following administrative expenses were presented with the recommendations that they be approved.

Administrative Expenses
04/01/08-04/30/08

| Vendor | Description | Amount | |
|-------------------------------|---|-----------------|-----------|
| A T & T MOBILITY | MONTHLY CELL PHONE USAGE, 3/19/08-4/15/08: ADAMS | | 60.22 |
| AMERICAN EXPRESS | AIRFARE, NCTR ADMIN WORKSHOP, 5/14/08-5/16/08, SAN DIEGO, CA: GDAVIS | 262.00 | |
| | HR PUBLICATION: RULES ARE CHANGING | <u>99.00</u> | 361.00 |
| ANDRASEK, TIM | REIMBURSE, PARKING & MILEAGE, 3 /12/08-4/4/08 | | 63.75 |
| ANSELMO, HENRY P | LEGISLATIVE CONSULTING SERVICE, 4/1/08-4/30/08 | | 5,287.92 |
| ARAMARK REFRESHMENTS | COFFEE SUPPLIES | | 616.81 |
| E M BARNES & ASSOCIATES | LEGISLATIVE CONSULTING SERVICE, 4/1/08-4/30/08 | | 3,966.08 |
| BOGFIRE INC. | DESIGN & LAYOUT, POPULAR REPORT 2007 | 4,500.00 | |
| | DESIGN & LAYOUT, CAFR REPORT 2007 | <u>5,500.00</u> | 10,000.00 |
| BRADLEY CONSULTING GROUP INC | MIS CONSULTING SERVICE, 3/1/08-3/31/08 | | 41,500.00 |
| CAFFE BACI | BREAKFAST, MANAGERS MEETING, 4/4 | 75.79 | |
| | BREAKFAST, TRUSTEE MEETING, 4/15 | <u>179.59</u> | 255.38 |
| CARRERO, JR., ALBERTO A | REIMBURSE, MEETING TRAVEL EXPENSES, 1/1/08-3/31/08 | | 495.00 |
| CHICAGO MESSENGER SERVICE INC | DELIVERY SERVICE THRU 4/13 | | 253.00 |
| COM ED | ELECTRIC SERVICE, 3/7/08-4/7/08, SUITE 2600 | | 1,822.94 |
| COSI | LUNCH, TRUSTEE MEETING, 4/15 | | 328.76 |
| CUTTING EDGE DOCUMENT | SHREDDING OF CONFIDENTIAL DATA | | 144.00 |
| DS3 DATA VAULTING LLC | DATA VAULTING SERVICE, 4/1/08-4/30/08 | | 1,626.68 |
| DAVIS, PEGGY | REIMBURSE, MEETING TRAVEL EXPENSES, 1/1/08-3/31/08 | | 110.00 |
| DIRECTV | SATELLITE RECEPTION, 4/10/08-5/9/08 | | 4.99 |
| 55 WEST WACKER L.L.C. | ADJUSTED BALANCE-2007 OPERATING EXPENSES, SUITE 1300 | | 7,162.00 |
| GOFF, LINDA S. | REIMBURSE, MEETING TRAVEL EXPENSES, 1/1/08-3/31/08 | | 364.00 |
| GOLDSTEIN & ASSOCIATES | ACTUARIAL SERVICES, 1/1/08-3/31/08 | | 11,000.00 |
| HILTON NEW ORLEANS RIVERSIDE | ACCOM, NCPERS CONF, 5/16/08-5/22/08, NEW ORLEANS, LA: 4 TRUSTEES | | 6,610.51 |
| HOLLEMAN, MICHELLE | PROJECT MANAGEMENT, CAFR REPORT 2007 | | 12,750.00 |
| IMPACT NETWORKING LLC | TONER SUPPLIES | 13.00 | |
| | COPIES IN EXCESS OF CONTRACT AMOUNT | <u>16.36</u> | 29.36 |
| INTERPARK | MONTHLY PARKING, 4/1/08-4/30/08: 5 FIELD REPS | 1,150.00 | |
| | MONTHLY PARKING, 4/1/08-4/30/08: BANGERT | 230.00* | |
| | MONTHLY PARKING, 4/1/08-4/30/08: OFFICE STAFF | 460.00** | |
| | DISCOUNTED PARKING PASSES: TRUSTEES | 420.00 | |
| | DISCOUNTED PARKING PASSES: OFFICE STAFF | <u>980.00</u> | 3,240.00 |
| INTL BUSINESS MACHINES CORP | BUSINESS CONTINUITY SERVICE, 4/1/08-4/30/08 | | 2,098.00 |
| IRON MOUNTAIN | COMPUTER DAILY BACKUP STORAGE CHARGES, 3/1/08-3/31/08 | | 476.77 |
| KIRKLAND & ELLIS LLP | PENSION LITIGATION PERIOD ENDING 2/29/08 | | 2,338.02 |
| KOTIS, CHRIS N. | REIMBURSE, MEETING TRAVEL EXPENSES, 1/1/08-3/31/08 | | 330.00 |

**Administrative Expenses
04/01/08-04/30/08**

| Vendor | Description | Amount |
|---|---|---------------|
| KRAVETS, MARK | REIMBURSE, MILEAGE, QUEST CONF., 4/11/08, CHICAGO, IL | 29.48 |
| LEVI, RAY & SHOUP, INC | PENSIONGOLD IMPROVEMENTS, 3/1/08-3/31/08 | 1,144.00 |
| LYNCH, ROBIN | MIS CONSULTING SERVICE, 3/1/08-3/31/08 | 6,120.00 |
| MICROSYSTEMS, INC. | INCREASE STORAGE AREA, 2/1/08-12/31/08 | 67.71 |
| | STORAGE BOXES | 79.50 |
| | RETRIEVAL & VERIFICATION OF DATA | 97.40 |
| | SHREDDING OF CONFIDENTIAL DATA | 185.00 |
| NATIONAL CONFERENCE ON PUBLIC EMPLOYEE RETIREMENT SYSTEMS | REG, NCPERS CONF., 5/16/08-5/22/08, NEW ORLEANS, LA: WILLIAMS | 1,000.00 |
| | REG, NCPERS CONF., 5/16/08-5/22/08, NEW ORLEANS, LA: RODRIGUEZ | 650.00 |
| NATIONAL DATA SRVS OF CHICAGO | PROCESSING, CHECKS & ADVICES, 4/08 | 3,611.34 |
| | PROCESSING, NEWSLETTER, SPRING 2008 | 1,644.63 |
| | PROCESSING, POPULAR REPORT 2007 | 1,644.63 |
| | PROCESSING, 2007 ANNUAL STATEMENTS | 9,267.36 |
| NELSON, LOIS | REIMBURSE, FINCL RES ASSOS CONF., 9/23/07-9/26/07, NEW YORK, NY | 120.82 |
| | REIMBURSE, MEETING TRAVEL EXPENSES, 1/1/08-3/31/08 | 440.00 |
| NEOFUNDS BY NEOPOST | REPLENISHMENT OF POSTAGE | 3,030.00 |
| NOTARY PUBLIC ASSOC OF IL | RENEWAL OF NOTARY STAMP, T.GANT | 49.00 |
| | RENEWAL OF NOTARY STAMP, PHAMBRICK | 49.00 |
| OBRILL, JOHN F | REIMBURSE, MEETING TRAVEL EXPENSES, 1/1/08-3/31/08 | 252.00 |
| OFFICE CONNECTION | OFFICE EQUIPMENT | 82.49 |
| | COPIER PAPER | 302.50 |
| | OFFICE SUPPLIES | 322.85 |
| OTERO, REINA | REIMBURSE, MEETING TRAVEL EXPENSES, 1/1/08-3/31/08 | 216.00 |
| PILDITCH, WALTER | REIMBURSE, MEETING TRAVEL EXPENSES, 1/1/08-3/31/08 | 220.00 |
| RADENCIC, FRANCES | REIMBURSE, MILEAGE, ON-SITE VISIT, 3/27 | 42.56 |
| REILLY, MARY SHARON | REIMBURSE, MEETING TRAVEL EXPENSES, 1/1/08-3/31/08 | 326.00 |
| RODRIGUEZ, MARIA J. | REIMBURSE, MEETING TRAVEL EXPENSES, 1/1/08-3/31/08 | 330.00 |
| SAFEGUARD FIRE EQUIPMENT | INSPECTION & REPLACEMENT OF FIRE EXTENGUISHER | 199.50 |
| SCHIELE GRAPHICS | POPULAR REPORT 2007 | 15,457.42 |
| | NEWSLETTER, SPRING 2008 | 9,489.63 |
| STATE FARM INSURANCE COMPANIES | BUSINESS POLICY RENEWAL, 5/1/08-5/1/09 | 2,967.00 |
| TIME VALUE | FEDERAL TAX REPORT SOFTWARE, 1/1/08-12/31/08 | 69.00 |
| TRANSUNION | ADDRESS LOCATION USAGE, 3/26/08-3/25/08 | 57.25 |
| UNISHIPPERS CHICAGO NEAR NORTH | DELIVERY SERVICE THRU 3/27 | 280.37 |

Administrative Expenses
04/01/08-04/30/08

| Vendor | Description | Amount | |
|--|---|---------------|--------------------------|
| WARD, JAMES F | REIMBURSE, MEETING TRAVEL EXPENSES, 1/1/08-3/31/08 | 495.00 | |
| M & J WILKOW, LTD | RENT, 4/1/08-4/30/08 | 32,833.39 | |
| WILLIAMS, NANCY | REIMBURSE, MEETING TRAVEL EXPENSES, 1/1/08-3/31/08 | 216.00 | |
| XO COMMUNICATIONS | MONTHLY TELEPHONE SERVICE, 3/27/08-4/26/08 | 2,115.56 | |
| ZONE CORPORATE SOLUTIONS | COMPUTER SOFTWARE, SPAMKILLER | 2,865.63 | |
| PHYSICIANS, DISABILITY APPLICANTS | | | |
| ACCESS MEDICAL EVALUATIONS | EVAL. & REPORT, D.S. BY DR. BENITZSON | 650.00 | |
| | EVAL. & REPORT, VR. BY DR. KAY | 650.00 | |
| | EVAL. & REPORT, VR. BY DR. MARQUI | 650.00 | |
| | EVAL. & REPORT, A.R. BY DR. BRECHER | 650.00 | |
| | EVAL. & REPORT, D.S. BY DR. CHIEN | 650.00 | 3,250.00 |
| RECORD COPY SERVICES | MEDICAL RECORDS, D.W. BY DR. PHILLIPS | 98.45 | |
| | MEDICAL RECORDS, O.B. BY DR. ROWLEY | 126.25 | 224.70 |
| | | <u>126.25</u> | <u>3,474.70</u> |
| | | | <u><u>215,139.91</u></u> |
| * REIMBURSED BY PERSONAL CHECK | CASH | | |
| ** REIMBURSED THRU PAYROLL DEDUCTIONS | | | |

**Administrative Expenses
05/01/08-05/31/08**

| Vendor | Description | Amount | |
|-------------------------------|---|---------------|-----------|
| A T & T MOBILITY | MONTHLY CELL PHONE USAGE, 4/19/08-5/18/08: ADAMS | 38.21 | |
| | WIRELESS SYSTEM ACCESS, 3/6/08 - 4/5/08: FIELD REPS | <u>659.06</u> | 697.27 |
| AMERICAN EXPRESS | OFFICE SUPPLIES, | 159.96 | |
| | AIRFARE, NCPERS CONF., 5/16/08-5/22/08, NEW ORLEANS, LA: NELSON | <u>383.00</u> | 542.96 |
| ANDRASEK, TIM | REIMBURSE, PARKING & MILEAGE, 4/5/08-5/14/08 | | 133.58 |
| HENRY P. ANSELMO | LEGISLATIVE CONSULTING SERVICE, 5/1/08-5/31/08 | | 5,287.92 |
| ARAMARK REFRESHMENTS | COFFEE SUPPLIES | | 1,031.87 |
| BANSLEY AND KIENER, LLP | FINAL BILLING, 6/30/07, AUDIT | | 10,000.00 |
| E M BARNES & ASSOCIATES | LEGISLATIVE CONSULTING SERVICE, 5/1/08-5/31/08 | | 3,966.08 |
| BINNY'S BEVERAGE DEPOT | BEVERAGES, TRUSTEE MEETINGS | | 155.27 |
| BOGFIRE INC. | DESIGN & LAYOUT, DEATH BENEFIT BROCHURES | | 1,000.00 |
| BRADLEY CONSULTING GROUP INC | MIS CONSULTING SERVICE, 4/1/08-4/30/08 | | 41,500.00 |
| CAFFE BACI | BREAKFAST, TRUSTEE MEETING, 5/13 | | 255.38 |
| CAHILL PRINTING CO | ENVELOPES | | 1,197.00 |
| CCDAN DISTRIBUTING, INC. | WATER PURCHASE, 4/23 | | 91.00 |
| CDW COMPUTER CENTERS INC | COMPUTER SERVER | | 4,842.49 |
| CHICAGO MESSENGER SERVICE INC | DELIVERY SERVICE THRU 5/18 | | 516.36 |
| CHICAGO PRESS CORPORATION | PROCEEDING BOOKLETS, OCT 2007 - NOV 2007, 2000 COPIES | 2,604.90 | |
| | BUSINESS CARD STOCK | <u>571.00</u> | 3,175.90 |
| CHICAGO PUBLIC SCHOOLS | SUBSTITUTE SALARY REIMBURSEMENT FOR TEACHERS-TRUSTEES | | 5,000.00 |
| COM ED | ELECTRIC SERVICE 3/7/05-4/7/08, SUITE 2600 | | 1,796.43 |
| CRAIN'S CHICAGO BUSINESS | ANNUAL SUBSCRIPTION, 6/08-5/09: REILLY | | 69.00 |
| DS3 DATA VAULTING, LLC | DATA VAULTING SERVICE, 5/1/08-5/31/08 | | 1,583.96 |
| DAVIS, GAIL Y | REIMBURSE, NCTR ADMIN WORKSHOP, 5/14/08-5/16/08, SAN DIEGO, CA | | 97.61 |
| DIEHL, LORRIE | REIMBURSE, OFFICE SUPPLIES | | 53.95 |
| DIRECTV | SATELLITE RECEPTION, 5/10/08-6/9/08 | | 4.99 |
| EDWARDS CASTILLO, DELCENIA | REIMBURSE, NOTARY SEAL COMMISSION | | 5.00 |
| GOFF, LINDA S. | PER DIEM, NCPERS CONF., 5/16/08-5/22/08, NEW ORLEANS, LA | | 600.00 |
| HARRIS-FAUST, REBECCA | TUITION REIMBURSEMENT, 3 CLASSES | | 1,815.00 |
| HILTON NEW ORLEANS RIVERSIDE | ACCOM., NCPERS CONF., 5/16/08-5/22/08, NEW ORLEANS, LA: RODRIGUEZ | | 1,137.48 |
| HILTON OAK LAWN | DEPOSIT, OPEN ENROLLMENT, 10/14 | | 2,700.00 |
| HOLIDAY INN | DEPOSIT, OPEN ENROLLMENT, 10/7 | | 1,500.00 |
| HOLLEMAN, MICHELLE | GRAPHICS & DESIGN, NOVEMBER PROCEEDINGS | 2,240.00 | |
| | GRAPHICS & DESIGN, RETIREMENT/TEACHER BROCHURES | 3,100.00 | |
| | GRAPHICS & DESIGN, SURVIVOR & DEATH BENEFIT BROCHURES | 2,800.00 | |

**Administrative Expenses
05/01/08-05/31/08**

| Vendor | Description | Amount | |
|-------------------------------|---|-----------|-----------|
| | GRAPHICS & DESIGN, NOTICE OF ELECTION POSTER | 595.00 | 8,735.00 |
| HUBER, KEVIN B | REIMBURSE, CTPF EXPENSE REPORT, 3/26/08-5/16/08 | | 346.32 |
| ILLINOIS CPA SOCIETY | ANNUAL DUES, 6/1/08-5/31/09; HUBER | | 260.00 |
| ILLINOIS STATE TREASURER | FY 2008 COMPLIANCE FEE | | 8,000.00 |
| IMAGING OFFICE SYSTEMS, INC. | MAINTENANCE, APPLICATION XTENDER, 5/1/08-4/30/09 | 14,900.00 | |
| | MAINTENANCE, SCANXTENDER, 5/1/08-4/30/09 | 95.00 | |
| | MAINTENANCE, PENSION FLOW, 5/1/08-4/30/08 | 6,500.00 | 21,495.00 |
| IMPACT NETWORKING LLC | MAINTENANCE CONTRACT, COPIER, 4/16/08-4/16/09 | 840.00 | |
| | COPIER SUPPLIES | 81.82 | |
| | COPIES IN EXCESS OF CONTRACT AMOUNT | 13.00 | 934.82 |
| INTERNATIONAL FOUNDATION | REG & DEPOSIT, HEALTH CARE MGT CONF., 7/14/08-7/16/08, SEATTLE, WA: CARRERO | | 1,370.00 |
| INTERPARK | MONTHLY PARKING, 5/1/08-5/31/08: FIELD REPS | 1,150.00 | |
| | MONTHLY PARKING, 5/1/08-5/31/08: BANGERT | 230.00* | |
| | MONTHLY PARKING, 5/1/08-5/31/08: OFFICE STAFF | 690.00** | 2,070.00 |
| INTL BUSINESS MACHINES CORP | BUSINESS CONTINUITY SERVICE, 5/1/08-5/31/08 | | 2,098.00 |
| IRON MOUNTAIN | COMPUTER DAILY BACKUP STORAGE CHARGES, 4/1/08-4/30/08 | | 465.52 |
| LYNCH, ROBIN | MIS CONSULTING SERVICE, 4/1/08-4/30/08 | | 8,610.00 |
| MCGOWAN, BILL | REIMBURSE, MILEAGE & PARKING 2/16/08-5/16/08 | | 87.40 |
| MOREL, ERIC | REIMBURSE, MIS TRAINING MATERIAL | | 109.23 |
| NATIONAL DATA SRVS OF CHICAGO | PROCESSING, CHECKS & ADVICES, 5/08 | | 3,616.90 |
| NELSON, LOIS | PER DIEM, NCPERS CONF., 5/16/08-5/22/08, NEW ORLEANS, LA | | 600.00 |
| NEOFUNDS BY NEOPOST | REPLENISHMENT OF POSTAGE | | 4,040.00 |
| NORTH SHORE PRINTERS, INC. | COMPREHENSIVE ANNUAL FUND REPORT | 8,754.05 | |
| | ENVELOPES | 433.00 | |
| | NOTICE OF ELECTION FLYERS | 2,311.00 | |
| | RETIRING FROM TEACHING BROCHURES | 4,737.00 | |
| | SURVIVOR & DEATH BENEFIT BROCHURES | 5,533.00 | 21,768.05 |
| NOTARY PUBLIC ASSOC OF IL | RENEWAL OF NOTARY STAMP, J. LLOYD | | 49.00 |
| NPEA | MEMBERSHIP DUES, 1/1/08-12/31/08 | | 500.00 |
| OFFICE CONNECTION | OFFICE SUPPLIES, | 312.44 | |
| | COPIER PAPER | 452.30 | 764.74 |
| OMNI SAN DIEGO HOTEL | ACCOM., NCTR ADMIN WORKSHOP, 5/14/08-5/16/08, SAN DIEGO, CA: G DAVIS | | 462.16 |
| OTERO, REINA | PER DIEM, NCPERS CONF., 5/16/08-5/22/08, NEW ORLEANS, LA | | 525.00 |
| PENSION BENEFIT INFORMATION | DEATH AUDIT SERVICES, 2/17/08-4/16/08 | | 1,572.00 |
| PERRY'S | LUNCH, TRUSTEE MEETING, 5/13 | | 238.20 |
| SAMAYOA, EDGAR | REIMBURSE, MILEAGE, RETIREMENT SEMINAR, 3/18 | 25.39 | |
| | TUITION REIMBURSEMENT, 1 CLASS | 2,050.00 | 2,075.39 |

Administrative Expenses
05/01/08-05/31/08

| Vendor | Description | Amount | |
|---|---|-----------|-------------------|
| TESTOUT CORPORATION | IT CERTIFICATION TRAINING | | 535.00 |
| TRANSUNION | ADDRESS LOCATION USAGE, 3/26/08-4/25/08 | | 2,334.25 |
| TREVINO, FERN | SETTLEMENT OF LAW SUIT | | 9,166.67 |
| UNISHIPPERS CHICAGO NEAR NORTH | DELIVERY SERVICE THRU 5/6 | | 1,249.84 |
| UNIVERSITY CENTER | DEPOSIT, PENSION REP SEMINAR, 9/27 | | 2,087.00 |
| M & J WILKOW, LTD | RENT, 5/1/08-5/31/08 | 32,753.00 | |
| | WORK ORDERS, 5/1/08-5/31/08 | 269.60 | 33,022.60 |
| WILLIAMS, NANCY | PER DIEM, NCPERS CONF., 5/16/08-5/22/08, NEW ORLEANS, LA | 675.00 | |
| | REIMBURSE, NCPERS CONF., 5/17/07-5/25/07, HONOLULU, HI | 76.17 | |
| | REIMBURSE, NCTR CONF., 10/5/07-10/11/07, SCOTTSDALE, AZ | 1,142.80 | 1,893.97 |
| XO COMMUNICATIONS | MONTHLY TELEPHONE SERVICE, 4/27/08-5/26/08 | | 2,119.44 |
| PHYSICIANS, DISABILITY APPLICANTS | | | |
| ACCESS MEDICAL EVALUATIONS | EVAL & REPORT, D.F. BY DR. UPADHYAY | | 550.00 |
| | EVAL & REPORT, N.M. BY DR. GLASSENBERG | | 650.00 |
| | EVAL & REPORT, A.R. BY DR. ATKENSON | | 650.00 |
| | NO SHOW CHARGE, O.B. BY DR. GLASSENBERG | 150.00 | 2,000.00 |
| RECORD COPY SERVICES | MEDICAL RECORDS, B.T. BY DR. YEN | | 149.75 |
| | MEDICAL RECORDS, N.C. BY DR. PHILLIPS | | 136.60 |
| | MEDICAL RECORDS, J.W. BY DR. MERKEL | | 116.75 |
| | MEDICAL RECORDS, J.W. BY DR. GOODMAN | | 131.50 |
| | MEDICAL RECORDS, O.B. BY DR. DERWENSKUS | | 116.70 |
| | MEDICAL RECORDS, O.B. BY DR. VILLOCH | | 89.75 |
| | MEDICAL RECORDS, J.W. BY DR. KOGAN | 190.75 | 931.80 |
| PORTFOLIO MANAGEMENT & CONSULTANT FEES | | | |
| NEW AMSTERDAM PARTNERS | MANAGER FEES, 1/1/08-3/31/08 | | 156,438.47 |
| NORTHERN TRUST CO | CUSTODY FEES, 1/1/08-3/31/08 | | 125,000.00 |
| NORTHERN TRUST INVESTMENTS INC | S & P 500 INDEX, 1/1/08-3/31/08 | 27,212.09 | |
| NORTHERN TRUST INVESTMENTS INC | MIDCAP INDEX, 1/1/08-3/31/08 | 5,353.49 | |
| NORTHERN TRUST INVESTMENTS INC | SMALLCAP FUND, 1/1/08-3/31/08 | 69,657.83 | |
| NORTHERN TRUST INVESTMENTS INC | FIXED INCOME, 1/1/08-3/31/08 | 37,079.78 | 139,303.19 |
| WADDELL & REED INVEST MGMT CO | MANAGER FEES, 1/1/08-3/31/08 | | 84,134.65 |
| ZEVENBERGEN CAPITAL INC | MANAGER FEES, 1/1/08-3/31/08 | 65,848.00 | 570,724.31 |
| | | | <u>807,614.11</u> |
| * REIMBURSED BY PERSONAL CHECK/CASH | | | |
| ** REIMBURSED THRU PAYROLL DEDUCTIONS | | | |

Chairperson Otero moved the Report of the Committee on Finance and Audit to the omnibus.

REPORT OF THE FINANCIAL SECRETARY

Financial Statement

The Financial Secretary presented herewith a report on the Fund's net assets, changes in net assets, and supporting reports for the ten months ending April 30, 2008, with the recommendation that they be approved and printed in the proceedings of this meeting.

STATEMENT OF PLAN ASSETS (INTERIM)

| | 04/30/2008 | 6/30/2007 |
|--|----------------|----------------|
| ASSETS | | |
| Cash and cash equivalents | \$ 414,822,253 | \$ 439,470,864 |
| Receivables: | | |
| Employer | 8,409,548 | 7,836,100 |
| State of Illinois | 6,253,893 | 6,273,892 |
| Employee | 33,993,466 | 38,898,810 |
| Accrued investment income | 46,036,162 | 42,543,006 |
| Participating teachers' accounts for contributions | 4,475,482 | 3,781,314 |
| Other receivables | 1,360,125 | 1,358,530 |
| | 100,528,676 | 100,691,652 |
| Investments, at fair value: | | |
| Equity | 7,851,533,287 | 8,667,368,477 |
| Bonds | 2,609,110,985 | 2,696,170,922 |
| Real estate | 887,633,972 | 836,970,146 |
| Private equity | 294,996,108 | 309,264,342 |
| | 11,643,274,352 | 12,509,773,887 |
| Fixed assets | 4,136,506 | 4,042,960 |
| TOTAL ASSETS | 12,162,761,787 | 13,053,979,363 |
| LIABILITIES | | |
| Administrative/accounts payable | 249,715,811 | 233,968,354 |
| TOTAL LIABILITIES | 249,715,811 | 233,968,354 |
| Net assets available for benefits | 11,913,045,976 | 12,820,011,009 |

STATEMENT OF CHANGE IN PLAN ASSETS **INTERIM**

| | 10 Months Ending 4/30/2008 | 12 months Ending 06/30/2007 |
|---|---------------------------------------|--|
| ADDITIONS: | | |
| Employer: | | |
| Early Retirement option | \$ 2,386,050 | \$ 14,394,328 |
| State of Illinois | 62,718,918 | 75,286,700 |
| CPS contributions | - | 80,340,000 |
| Federal funds | - | 1,105,936 |
| Special leaves | - | 23,061 |
| Reciprocal collections | 750 | 829 |
| | 65,105,718 | 171,150,854 |
| Employee: | 136,536,131 | 176,628,559 |
| Investment income: | | |
| Interest | 146,954,820 | 187,244,699 |
| Dividends | 126,098,584 | 156,989,222 |
| Securities lending (net) | (25,586,709) | 6,747,459 |
| Realized gains (losses) | 445,055,074 | 1,106,005,246 |
| Unrealized gains (losses) | (942,706,956) | 530,249,320 |
| Miscellaneous Investment income | 7,271 | 73,354 |
| | (250,177,916) | 1,987,309,300 |
| Miscellaneous Other | 4,454 | 1,923 |
| TOTAL ADDITIONS | (48,531,613) | 2,335,090,636 |
| DEDUCTIONS: | | |
| Refunds | 9,183,056 | 36,354,509 |
| Pension benefits | 752,486,070 | 797,776,955 |
| Death benefits | 2,422,900 | 2,877,183 |
| Health insurance rebate | 53,867,699 | 61,028,841 |
| Investment advisory & custodial | 34,613,489 | 37,125,935 |
| Administrative & miscellaneous | 5,860,206 | 8,434,688 |
| TOTAL DEDUCTIONS | 858,433,420 | 943,598,111 |
| NET INCREASE (DECREASE) | (906,965,033) | 1,391,492,525 |
| Net assets available for benefits at beginning of year | 12,820,011,009 | 11,428,518,484 |
| Net assets available for benefits at end of period | 11,913,045,976 | 12,820,011,009 |

ADMINISTRATIVE AND INVESTMENT EXPENSE ANALYSIS

| | INTERIM 10 Months Ending 04/30/08 | Budget Year 2008 | % of Budget to Date | Year Ending 6/30/2007 | Year Ending 6/30/2006 |
|--|---|----------------------|------------------------|--------------------------|--------------------------|
| Salaries | \$ 3,013,792 | \$ 3,963,505 | 1 76% | \$ 3,994,113 | \$ 3,866,126 |
| Actuary fees | 55,000 | 57,000 | 2 96% | 48,956 | 47,500 |
| Audit and Tax | 35,000 | 50,000 | 3 70% | 46,565 | 37,500 |
| Banking Fees | 38,727 | 36,000 | 26 108% | 17,861 | - |
| Conferences, seminars, and membership dues | 18,045 | 15,000 | 15 120% | 13,876 | 22,910 |
| Consulting Fees | 769 | 35,000 | 4 2% | 28,630 | 59,000 |
| Data processing expense | 66,199 | 100,000 | 24 66% | 87,797 | - |
| Document imaging/Records Mgmt | 10,837 | 26,000 | 6 42% | 22,483 | 25,534 |
| Election expense | 50,600 | 261,600 | 7 19% | 178,385 | 220,041 |
| Employee's health insurance | 414,252 | 515,000 | 8 80% | 461,990 | 633,916 |
| Field Services/Pension Rep | 55,339 | 90,000 | 27 61% | 80,620 | - |
| Health insurance consulting | 31,089 | 50,000 | 9 62% | 33,174 | 84,323 |
| Insurance premiums | 33,571 | 35,300 | 10 95% | 36,595 | 40,918 |
| Legal fees | 202,013 | 250,000 | 11 81% | 222,008 | 189,927 |
| Legislative expense | 92,540 | 105,760 | 12 88% | 105,760 | 100,724 |
| Maintenance of equipment, systems, software and support | 297,145 | 373,000 | 13 80% | 303,581 | 310,030 |
| Medical fees | 37,822 | 62,000 | 14 61% | 59,445 | 64,075 |
| Office forms and supplies | 37,905 | 60,000 | 16 63% | 36,451 | 64,169 |
| Office rent and utilities | 460,283 | 760,422 | 17 61% | 704,629 | 832,832 |
| Postage and Delivery | 167,340 | 250,000 | 18 67% | 212,044 | 287,649 |
| Printing and binding/publications | 136,877 | 200,000 | 19 68% | 245,947 | 177,775 |
| Studies and evaluation | 5,343 | 50,000 | 20 11% | 3,638 | 13,701 |
| System Consulting | 495,500 | 500,000 | 28 99% | 559,680 | - |
| Temporary staffing-MIS, Mbr. Svcs. | - | - | 21 0% | 11,785 | 382,668 |
| Trustee conferences, seminars, and meetings | 72,434 | 140,000 | 22 52% | 128,448 | 88,786 |
| Tuition and Training | 17,866 | 60,000 | 23 30% | 29,820 | 19,179 |
| Miscellaneous | 13,918 | 30,000 | 25 46% | 31,824 | 213,464 |
| Total Administrative Budget | \$ 5,860,206 | 8,075,587 | 73% | 7,706,105 | 7,782,747 |
| Depreciation- Non Cash Item | - | | | 728,583 | 537,593 |
| Total Administrative Budget with Depreciation | \$ 5,860,206 | \$ 8,075,587 | 73% | \$ 8,434,688 | \$ 8,320,340 |
| Custodial | 416,667 | 500,000 | 83% | 500,000 | 477,066 |
| Consulting | 400,000 | 480,000 | 83% | 480,000 | 500,000 |
| Manager fees | 33,278,808 | 37,800,000 | 88% | 35,823,483 | 31,382,071 |
| Fees for foreign exchange and real estate | 518,014 | - | - | 322,452 | 432,415 |
| Total Investment | \$ 34,613,489 | \$ 38,780,000 | 89% | \$ 37,125,935 | \$ 32,791,551 |
| Fixed Assets (cost) | 53,840 | 245,000 | 22% | 46,837 | 103,330 |
| Database (Pension Gold) project | 39,706 | 100,000 | 40% | 104,533 | 411,192 |
| Total Capital Expenditures | 93,546 | 345,000 | 27% | 151,370 | 514,522 |

INVESTMENT ANALYSIS

APRIL 30, 2008

| | FAIR VALUE 04/30/2008 | FAIR VALUE 6/30/2007 | FAIR VALUE 6/30/2006 |
|--------------------------|------------------------------|-----------------------------|-------------------------------|
| ASSETS | | | |
| EQUITY | 7,851,533,287 | 8,667,368,477 | 7,450,594,648 |
| BONDS | 2,609,110,988 | 2,696,170,922 | 2,691,741,585 |
| REAL ESTATE | 887,633,972 | 836,970,146 | 706,998,185 |
| PRIVATE EQUITY | 294,996,108 | 309,264,342 | 259,562,521 |
| CASH & CASH EQUIVALENT | 414,822,253 | 439,470,864 | 418,269,986 |
| | \$ 12,058,096,608 | \$ 12,949,244,751 | \$ 11,527,166,925 |
| INCOME | | | |
| | 10 Months 7/1/07-04/30/08 | 12 Months 7/1/06-6/30/07 | 12 Months 7/1/05-6/30/2006 |
| DIVIDENDS | 126,098,584 | 156,989,222 | 142,577,238 |
| INTEREST | 146,954,820 | 187,244,699 | 177,029,734 |
| SECURITIES LENDING (NET) | -25,586,709 | 6,747,459 | 6,215,679 |
| NET APPRECIATION | -497,651,882 | 1,636,203,017 | 804,849,270 |
| MISCELLANEOUS INVEST. | 7,271 | 73,354 | 63,008 |
| | \$ (250,177,917) | \$ 1,987,257,752 | \$ 1,130,734,930 |

The rate of return for the ten months period ending April 30, 2008 was -1.4% while the return for the S&P 500 Index and Lehman Aggregate Index was -13.2% and 4.9% respectively.

The Fund had a rate of return of 17.7% for the year ending June 30, 2007 and a 10.6% for the year ending June 30, 2006.

Net appreciation for the 10 months ending April 30, 2008 includes \$445.1 million realized gain and unrealized loss of (\$942.7) million based upon a -1.4% return for the 10 months period.

Chairperson Otero moved the Report of the Financial Secretary to the omnibus.

REPORT OF THE COMMITTEE ON CLAIMS AND SERVICE CREDITS

Applications for Pensions

The Committee on Claims and Service Credits reported that applications for pensions are presented for persons, hereinafter listed, with the recommendations that they be approved and granted in the amount and under the conditions set forth herewith.

In the case of each applicant for service and disability pension, the employment of the teacher has terminated, the legally prescribed minimum years of teaching service were completed and requirements with respect to age, the Illinois Retirement Systems Reciprocal Act (if applicable) and the Illinois Pension Code were fulfilled.

In accordance with the provisions of the Illinois Pension Code, each applicant for disability retirement pension was declared by two physicians appointed by the Board to be suffering from a disability which wholly and presumably permanently incapacitates him/her for teaching.

Each applicant for a survivor's or reversionary pension furnished proper evidence of his/her right to receive such benefit.

Optional Service Retirement Pensions 04/01/2008 thru 5/31/2008

| Name of Member | School or Final Status | 1st Check Date | Years of Service | Effective Date | Annual Pension |
|-----------------------------------|-------------------------------|-----------------------|-------------------------|-----------------------|-----------------------|
| ALTERIO, GAIL S | SUB POSTAL SERVICE | .05-01-2008 | 27.50 | 04-14-2008 | 40,332.12 |
| BIANCALANA, JUDITH N | FORMER TEACHER | .04-01-2008 | 14.10 | 11-05-2005 | 4,838.04 |
| * CAMERON, DOLORES DONZETTA | MOOS | .05-01-2008 | 23.02 | 03-02-2008 | 29,165.28 |
| * CASEY, LOUISE A | SUB TEACHER POSTAL | .04-01-2008 | 31.35 | 03-23-2008 | 47,078.16 |
| * CHESTER, STEVEN F | ROBINSON | .04-01-2008 | 5.92 | 03-05-2008 | 5,831.40 |
| COX, OSEOLAR A | SUB TEACHER POSTAL | .05-01-2008 | 10.70 | 04-25-2008 | 5,120.28 |
| * CRIDDELL, SHARON ALICIA | SUB TEACHER POSTAL | .04-01-2008 | 18.03 | 02-17-2008 | 15,102.84 |
| * DAVIS, CHERYL ANITA | SIMEON CAREER ACA | .04-01-2008 | 34.03 | 02-17-2008 | 60,288.48 |
| EINHORN, MORTON J | FORMER TEACHER | .04-01-2008 | 5.50 | 02-06-2008 | 767.52 |
| * FELICIANO, MADELINE D | PORTAGE PARK | .05-01-2008 | 26.95 | 04-27-2008 | 24,182.88 |
| GILLIAM, MARY V | FORMER TEACHER | .05-01-2008 | 20.41 | 04-09-2008 | 13,589.16 |
| * GROVER, KAREN LYNN | LAWRENCE | .05-01-2008 | 35.08 | 03-02-2008 | 64,352.40 |
| * HEADEN, NADINE E | KOZMINSKI COM ACA | .05-01-2008 | 34.35 | 04-13-2008 | 74,802.48 |
| * HEARST, JAMES ROBERT | COOK | .05-01-2008 | 12.10 | 04-15-2008 | 17,680.80 |
| HEDRICK, GARY | DUNBAR VOC H S | .05-01-2008 | 20.02 | 07-01-2004 | 17,038.20 |
| * HONG, LYDIA KYUNGSUN | CLINTON | .04-01-2008 | 22.55 | 03-02-2008 | 23,110.92 |
| IKOH, SUNDAY M | SUB TEACHER POSTAL | .05-01-2008 | 13.71 | 07-01-2005 | 7,586.40 |
| KHAN, ZAFAR U | CLINTON | .05-01-2008 | 16.03 | 06-30-2005 | 21,451.56 |
| * KOMIE, EILEEN ROBERTA | BRENNEMANN | .04-01-2008 | 30.64 | 02-03-2008 | 49,397.64 |
| * LENON, KENNETH MOORE | KENWOOD ACAD H S | .05-01-2008 | 33.21 | 03-30-2008 | 48,577.08 |
| * LENZ, PETER GERHARD | DISNEY MAGNET | .05-01-2008 | 11.26 | 04-13-2008 | 13,567.08 |
| LESUEUR, BEVERLY | REASSIGNED TEACHER | .04-01-2008 | 10.21 | 05-24-2006 | 12,865.80 |
| * LOCKETT WILLIAMS, DONNA JEAN | FENGER ACAD H S | .05-01-2008 | 28.25 | 03-30-2008 | 41,029.20 |
| * MAHONEY, SUSAN R | DE DIEGO COMM ACA | .04-01-2008 | 16.70 | 02-03-2008 | 24,142.56 |
| * MCENEANY, DEBORAH ANNE | FOSTER PARK | .04-01-2008 | 20.26 | 02-02-2008 | 22,625.76 |
| * MCGHEE, LINDA ANTOINETTE | DIXON | .05-01-2008 | 34.21 | 02-03-2008 | 51,694.80 |
| * MCKAY, JOHN JOSEPH | HOWE | .05-01-2008 | 20.13 | 01-06-2008 | 27,777.24 |
| MCKINLEY, BONNIE | FORMER TEACHER | .05-01-2008 | 16.45 | 12-02-2007 | 10,285.56 |
| * MEAUX, MICHELE | C-W SPEC SVCS SUP | .05-01-2008 | 34.38 | 04-02-2008 | 58,342.44 |
| * MILES, MARY ANNETTE | REASSIGNED TEACHER | .05-01-2008 | 24.11 | 03-30-2008 | 37,489.92 |
| * MITCHELL, BESSIE MAE | OGLESBY | .05-01-2008 | 33.35 | 03-29-2008 | 37,979.28 |
| MOLINA, LUIS A | LOGANDALE MIDDLE | .05-01-2008 | 26.10 | 04-15-2008 | 40,066.80 |
| * MONTGOMERY, SHAWNDR A MENYON | MORTON CAREER ACA | .04-01-2008 | 32.51 | 03-01-2008 | 38,161.20 |
| * MORENO, CRISTINA MARIA | SMYSER | .05-01-2008 | 31.86 | 03-02-2008 | 40,239.00 |
| NADLER, DRINA S | FIELD | .04-01-2008 | 14.60 | 01-10-2008 | 15,988.80 |

* denotes preliminary pension

| | | | | | |
|--------------------------|------------------------|-----------------|-------|------------|-----------|
| * NEVILLE, CHERIE LEE |HUGHES C E |05-01-2008 | 8.10 | 04-13-2008 | 9,992.52 |
| * NORRIS, MILTON MICHAEL |AREA INS OFFICE 2 |04-01-2008 | 18.65 | 02-03-2008 | 36,165.00 |
| PERRY, ELEANOR T |MASON |04-01-2008 | 8.03 | 01-12-2007 | 4,676.64 |
| * PONCE, THOMAS N |NOBEL |04-01-2008 | 20.05 | 01-23-2008 | 20,372.16 |
| * REMBERT, ANNA MARIE |FARADAY |05-01-2008 | 20.08 | 02-03-2008 | 31,026.36 |
| REYES, LETTY |LYON |04-01-2008 | 21.01 | 03-13-2008 | 12,495.60 |
| * SAMUELS, DEBORAH |FERNWOOD |04-01-2008 | 39.39 | 02-02-2008 | 49,516.56 |
| * SIMMONS, WILMA DELORES |JACKSON MAHALIA |05-01-2008 | 33.39 | 04-01-2008 | 37,298.28 |
| * SIMS, SHIRLEY TEMPLE |WARD LAURA |04-01-2008 | 22.94 | 01-19-2008 | 34,158.60 |
| * SPENCER, ALFRED |WOODSON SOUTH |04-01-2008 | 21.46 | 01-06-2008 | 31,162.80 |
| * SWANSON, LAWRENCE H |C-W EDUC GENERAL |05-01-2008 | 7.95 | 03-16-2008 | 5,432.76 |
| TOOKES, OLIVER E |FORMER TEACHER |04-01-2008 | 7.40 | 02-02-2002 | 3,789.12 |
| * WALLACE, LIZZIE MARIE |MILTON BRUNSON |04-01-2008 | 10.73 | 11-01-2007 | 9,769.20 |
| * WIMES, JAMES ELLIS |AUSTIN COMM H S |04-01-2008 | 13.43 | 02-16-2008 | 26,601.12 |

Count of Optional Retirement Pensions: 49 Total Optional Retirement Pensions: 1,355,005.80
Average Pension: 27,653.18
Average Service Years: 21.27

Reciprocal Service Retirement Pensions 04/01/2008 thru 5/31/2008

| Name of Member | School or Final Status | 1st Check Date | Years of Service | Effective Date | Annual Pension |
|----------------------------|-------------------------|-----------------|------------------|----------------|----------------|
| BAILEY, ADRIENNE Y |FORMER TEACHER |05-01-2008 | 4.61 | 03-01-2007 | 7,657.68 |
| BURROWS, THOMAS W |HARRISON DRIVER ED |05-01-2008 | 5.25 | 03-01-2008 | 4,385.76 |
| COPELAND, CHARLENE C |SUB TEACHER POSTAL |05-01-2008 | 4.68 | 10-18-2005 | 2,359.32 |
| * FIORINI, MICHAEL HARRY |FOREMAN H S |05-01-2008 | 12.37 | 02-03-2008 | 16,680.48 |
| FYALKOWSKI, PAMELA ANN |DUNNE |04-01-2008 | 13.76 | 08-29-2007 | 25,203.96 |
| * GOLDEN, MARGARET MARY |WHITNEY |05-01-2008 | 18.96 | 01-06-2008 | 29,146.80 |
| HENSCHEL, MARK |LINDBLOM MTH & SCI |05-01-2008 | 8.18 | 01-01-2008 | 15,779.52 |
| * LOCKETT, LATONI MARGARET |RANDOLPH ELEMENTA |04-01-2008 | 29.93 | 02-03-2008 | 39,630.00 |
| * RODRIGUEZ, AMALIA M |MONROE |04-01-2008 | 6.93 | 02-03-2008 | 7,916.16 |
| SKOLNIK, MARCIA |WARD LAURA |04-01-2008 | 7.10 | 03-29-2008 | 8,173.56 |
| SMITH, JULIA H |ENGLEWOOD ACAD H |05-01-2008 | 3.93 | 06-01-2006 | 8,166.84 |
| SPIPKY, AUDREY A |HINTON |04-01-2008 | 4.43 | 07-03-2004 | 2,898.00 |
| THURMAN, TOBIA J |FORMER TEACHER |05-01-2008 | 16.68 | 03-01-2008 | 31,302.48 |
| TIERSKY, ETHEL K |FORMER TEACHER |05-01-2008 | 1.15 | 01-10-2008 | 2,819.40 |
| WILLINGHAM, CAMILLE ALJEAN |SUB TEACHER POSTAL |04-01-2008 | 18.71 | 06-24-2007 | 19,395.60 |

Count of Reciprocal Retirement Pensions: 15 Total Reciprocal Retirement Pensions 221,515.56
Average Pension: 14,767.70
Average Service Years: 10.44

* denotes preliminary pension

Disability Retirement Pensions 04/01/2008 thru 5/31/2008

| Name of Member | School or Final Status | 1st Check Date | Years of Service | Effective Date | Annual Pension |
|-------------------------|-------------------------------|-----------------------|-------------------------|-----------------------|-----------------------|
| GRANT, BONNIE L | JOHNSON | .05-01-2008 | 12.40 | 03-17-2007 | 18,117.36 |
| * KHIM, BORITA | STOCKTON | .05-01-2008 | 16.78 | 03-30-2008 | 23,840.88 |
| * MCKENZIE, NANCY MOORE | SPENCER | .05-01-2008 | 10.96 | 11-14-2007 | 14,235.36 |
| * ORTEGA, MARGUERITE | MIRELES | .05-01-2008 | 30.04 | 03-16-2008 | 48,076.20 |
| SUGGS, VERNE ADAMS | REASSIGNED TEACHER | .05-01-2008 | 17.23 | 07-01-2007 | 23,269.80 |

Count of Disability Retirement Pensions: 5 Total Disability Pensions: 127,539.60
Average Pension: 25,507.92
Average Service Years: 17.48

* denotes preliminary pension

Survivors' Pensions 04/01/2008 thru 5/31/2008

| Name of Member | 1st Check Date | Years of Service | Effective Date | Annual Pension |
|---|-----------------------|-------------------------|-----------------------|-----------------------|
| BABKA, DONALD C <i>(HUSBAND OF LORETTA J BABKA)</i> | .5-01-2008 | 35.00 | 05-01-2008 | 25,929.00 |
| BECHEL, BETTY ANGELA <i>(WIFE OF CHARLES R BECHEL)</i> | .05-01-2008 | 21.80 | 12-01-2007 | 10,076.52 |
| BELOZ, MARGARITA <i>(WIFE OF AUGUSTINE BELOZ)</i> | .04-01-2008 | 38.00 | 03-01-2008 | 25,722.72 |
| BURCH, ANITA C. <i>(WIFE OF RALPH BURCH)</i> | .04-01-2008 | 25.30 | 02-01-2008 | 16,160.28 |
| CROWDER, SEAN L. <i>(SON OF SAM CROWDER)</i> | .04-01-2008 | 38.00 | 02-01-2008 | 25,806.96 |
| CUTT, MARY JANE <i>(WIFE OF WILLIAM R CUTT)</i> | .05-01-2008 | 33.10 | 03-01-2008 | 16,646.40 |
| DAVIS, ALSENIOR <i>(WIFE OF JESSE DAVIS)</i> | .05-01-2008 | 23.10 | 03-01-2008 | 8,932.20 |
| ESCOTO, JOAN M <i>(WIFE OF SALVADOR P ESCOTO)</i> | .04-01-2008 | 26.10 | 02-01-2008 | 16,804.32 |
| FREEMAN, HELEN C. <i>(WIFE OF LAWRENCE E FREEMAN)</i> | .05-01-2008 | 33.00 | 10-01-2006 | 20,341.56 |
| GOLDRICH, ALBERT W. <i>(HUSBAND OF RUTH G GOLDRICH)</i> | .05-01-2008 | 29.80 | 04-01-2008 | 21,373.32 |
| HOLLAND, ELAINE <i>(WIFE OF GARY HOLLAND)</i> | .05-01-2008 | 21.32 | 12-08-2007 | 16,850.64 |
| IRVING, GEORGE JOSEPH <i>(HUSBAND OF WINNIFRED C IRVING)</i> | .04-01-2008 | 14.70 | 01-01-2008 | 3,364.32 |
| JARECZEK, LUANA T <i>(WIFE OF LEONARD JARECZEK)</i> | .04-01-2008 | 36.10 | 02-01-2008 | 19,552.44 |
| KARLEN, JUNE A <i>(WIFE OF HARVEY M KARLEN)</i> | .04-01-2008 | 20.00 | 03-01-2008 | 13,392.60 |
| KEY, DAVID <i>(HUSBAND OF HATTIE LOUISE KEY)</i> | .04-01-2008 | 31.16 | 10-01-2007 | 21,457.80 |

| | | | | |
|---|-------------|-------|------------|-----------|
| KNAPP, BETTY J. | .05-01-2008 | 38.00 | 04-01-2008 | 33,728.04 |
| <i>(WIFE OF EDWARD T KNAPP)</i> | | | | |
| KUBAN, ANNE M. | .04-01-2008 | 31.50 | 03-01-2008 | 21,284.76 |
| <i>(WIFE OF ANDREW KUBAN)</i> | | | | |
| LEDVORA, RICHARD | .04-01-2008 | 35.06 | 03-01-2008 | 23,098.92 |
| <i>(HUSBAND OF JANICE LORRAINE LEDVORA)</i> | | | | |
| MAYER, ALICE E | .04-01-2008 | 38.00 | 02-01-2008 | 26,034.12 |
| <i>(WIFE OF ANDREW M MAYER)</i> | | | | |
| MCLENDON, DONZIE M. | .05-01-2008 | 38.00 | 03-01-2008 | 30,968.04 |
| <i>(WIFE OF JESSE A MCLENDON)</i> | | | | |
| PELTZ, DEVORAH C. | .05-01-2008 | 37.40 | 03-01-2008 | 29,507.76 |
| <i>(WIFE OF SEAMEN S PELTZ)</i> | | | | |
| PETERSON, GERALDINE K | .04-01-2008 | 33.40 | 01-01-2008 | 18,543.00 |
| <i>(WIFE OF KENNETH PETERSON)</i> | | | | |
| POLLACK, ROSLYN J | .05-01-2008 | 38.90 | 03-01-2008 | 30,447.48 |
| <i>(WIFE OF PHILLIP A POLLACK)</i> | | | | |
| PRENTISS, DELORIS L. | .05-01-2008 | 33.60 | 03-01-2008 | 18,398.28 |
| <i>(WIFE OF JEFFERSON E PRENTISS)</i> | | | | |
| SANES, DAVID | .04-01-2008 | 27.80 | 11-01-2007 | 13,348.68 |
| <i>(HUSBAND OF RUTH SANES)</i> | | | | |
| SIMMONS, GLADYS JANE | .04-01-2008 | 27.60 | 02-01-2008 | 16,809.60 |
| <i>(WIFE OF RUTHERFORD B SIMMONS)</i> | | | | |
| SOMMER, MYRTLE M. | .05-01-2008 | 38.00 | 03-01-2008 | 18,222.48 |
| <i>(WIFE OF WALTER W SOMMER)</i> | | | | |
| STEPHENS, ARTHUR L | .04-01-2008 | 37.30 | 02-01-2008 | 23,945.88 |
| <i>(HUSBAND OF NAOMI V STEPHENS)</i> | | | | |
| TAYLOR, LOTTIE D. | .04-01-2008 | 34.20 | 01-01-2008 | 26,380.80 |
| <i>(WIFE OF ADOLPHUS TAYLOR)</i> | | | | |
| TERAJI, LILY Y. | .05-01-2008 | 37.90 | 03-01-2008 | 51,870.12 |
| <i>(WIFE OF THOMAS S TERAJI)</i> | | | | |
| WEGLOSKI, JOSEPH P. | .05-01-2008 | 30.20 | 01-01-2008 | 19,135.44 |
| <i>(HUSBAND OF ELEANOR WEGLOSKI)</i> | | | | |
| WILLIAMS, RUBY J | .04-01-2008 | 6.68 | 09-12-2005 | 3,600.00 |
| <i>(WIFE OF LEROY WILLIAMS)</i> | | | | |
| WILSON, MARIE S | .04-01-2008 | 30.40 | 01-01-2008 | 16,853.64 |
| <i>(WIFE OF RICHARD O WILSON)</i> | | | | |
| WITTE, JOAN K. | .05-01-2008 | 37.80 | 03-01-2008 | 15,959.76 |
| <i>(WIFE OF ERNEST G WITTE)</i> | | | | |
| ZUGER, MAUREEN ANN | .05-01-2008 | 11.90 | 04-01-2008 | 6,707.28 |
| <i>(WIFE OF JOEL P ZUGER)</i> | | | | |

| | | |
|---|-----------------------------------|-------------------|
| Count of Survivors' Pensions: 35 | Total Survivors' Pensions: | 707,255.16 |
| | Average Pension: | 20,207.29 |
| | Average Service Years: | 30.57 |

Summary of Pensions Granted 04/01/2008 thru 05/31/2008

| Type of Pension | At this meeting | Total Approved this Fiscal Year |
|--|------------------------|--|
| Optional service retirement pensions | 49 | 1,827 |
| Reciprocal service retirement pensions | 15 | 370 |
| Disability retirement pensions | 5 | 40 |
| Duty Disability retirement pensions | 0 | 0 |
| Survivors pensions | 35 | 224 |
| Reversionary pensions | 0 | 2 |

Cancellation of Pensions

The Committee on Claims and Service Credits reported that pursuant to the law, the pensions of the following persons were cancelled upon the date of attainment of legal age. The Committee recommended that the cancellations shown below be confirmed and reported in the proceedings of this meeting.

04/01/2008 thru 05/31/2008

| Name | Reason | Type of Pension | Rate of Pension | Date Cancelled |
|---------------------|------------------|---------------------------|-----------------|----------------|
| ALMORE COREY DIJON | Exceed Age Limit | Survivorship - Step w/2.2 | 1,598.41 | 04-30-2008 |
| MOHEBBI LANA M | Exceed Age Limit | Survivorship - Step Rate | 200.00 | 05-31-2008 |
| PERRY MATHEW P | Exceed Age Limit | Survivorship - Step Rate | 200.00 | 05-31-2008 |
| VELEZ PEDRO J COSME | Exceed Age Limit | Survivorship - Step Rate | 150.00 | 05-31-2008 |
| WEST KATRINA | Exceed Age Limit | Survivorship - Step Rate | 400.00 | 04-30-2008 |

Count of Cancelled Pensions: 5

Death Benefits

The Committee on Claims and Service Credits reported that documents pertaining to claims for death benefits were examined and verified, and recommended approval.

In support of these claims, the Committee reported that death benefits were for persons whose dates of death were certified and whose heirs, beneficiaries, administrators or executors furnished proper evidence to receive such payments.

04/01/2008 thru 05/31/2008

Single Payment of Death Benefit

| DECEASED | BENEFICIARY | |
|-----------------------|-------------------------|-----------|
| BARICH, JOSEPH M | ELEANORE M BARICH | 5,000.00 |
| BARNES, MARY L | DIMITRI L. BARNES | 5,000.00 |
| BECKER, WILLIAM R | WILLIAM R. BECKER, JR. | 2,500.00 |
| | DONNA B. OURSLER | 2,500.00 |
| BOEHM, OWEN H | SARA C. BROADERS | 1,666.67 |
| | MARY M. BRAATEN | 1,666.67 |
| | ANNE MATIST | 1,666.66 |
| BROOKS, SYDONIA M | CHARLES CRAWFORD BROOKS | 5,000.00 |
| BUSH, EMERSON W | THOMASINE W BUSH | 5,000.00 |
| CAMPBELL, FLOYD | BRANDON M. BRADFORD | 5,000.00 |
| CUTT, WILLIAM R | MARY JANE CUTT | 5,000.00 |
| DAVIS, JESSE | ALSENIOR DAVIS | 5,000.00 |
| DOSS, BARBARA J | JAMES H. DOSS | 5,000.00 |
| DYSON, LUCILLE D | HARRY PETER DYSON | 2,500.00 |
| ELLIS, MIRIAM J | JACQUELINE E. DERMER | 5,000.00 |
| ENGSTROM, CARL J | LOUISE F. ENGSTROM | 5,000.00 |
| FLEMING, DOROTHY JEAN | MYRON K. STEWART | 10,000.00 |

| | | |
|---|-------------------------------------|----------|
| FREEMAN, LAWRENCE E GILCHRIST, GEORGIA | HELEN C. FREEMAN | 5,000.00 |
| | WILMA S. STUKES | 1,666.67 |
| | LESLEE DIANE STUKES-SOLIS | 1,666.67 |
| GOLDRICH, RUTH G GOOCH, ALICE B | ALBERT W. GOLDRICH | 5,000.00 |
| | JOHN G. GOOCH | 1,666.67 |
| GUIDER, DORIS J | BYRON G CURRY | 1,250.00 |
| | PINKIE B FORT | 1,250.00 |
| | JAMES L REDD | 2,500.00 |
| HANSFORD, LAVENYA | LAVENYA S. HANSFORD TRUST | 5,000.00 |
| HILL, KATHERINE Y | MICHAEL L. HILL | 1,250.00 |
| | ROSALIND EMMONS | 1,250.00 |
| | PRENTON MARCELLOUS HILL | 1,250.00 |
| ISAAC, MARGRETHE G JAMIRO, GLORIA B | ESTATE/MARGARETHE ISAAC | 5,000.00 |
| | NELLY B. JAMIRO | 2,500.00 |
| JOHNSON, NORMA J JOHNSON, WILLENA M KNAPHURST, FRANCES KNAPP, EDWARD T | ALBERT W. JOHNSON, III | 5,000.00 |
| | YOLANDA ANNETTE JOHNSON | 2,500.00 |
| | FRANCES KNAPHURST TRUST | 5,000.00 |
| | BETTY J. KNAPP | 5,000.00 |
| LINDER, BERNICE M | JAMES W. LINDER | 2,500.00 |
| | CHARISSE M. LINDER | 2,500.00 |
| LONZO, MARY L | BETTYE J. LONZO | 1,500.00 |
| | LANCE HARDIN | 1,500.00 |
| MAGIC, DONALD L | JENNIFER L. LINDQUIST | 2,500.00 |
| | WENDY A. WILLIAMS | 2,500.00 |
| MCGOVERN, JOHN P MCLENDON, JESSE A | JOANNE LUCILLE MCGOVERN | 5,000.00 |
| | COREY A. MCLENDON | 2,500.00 |
| | DONZIE M. MCLENDON | 2,500.00 |
| MCNELLY, ISAURA | JUDITH R. HERNANDEZ | 2,500.00 |
| | BELKIS M SANTOS | 2,500.00 |
| MIELECKI, PATRICIA L MOONEY, WILLIAM T MORRIS, MADELINE R MUELLER, CLAIRE O NAVOLIO, FLORENCE | MAX C. MIELECKI | 5,000.00 |
| | MARTA E. MOONEY | 5,000.00 |
| | EDYTHE R. FRANKLIN | 5,000.00 |
| | DIANE L. OYE | 1,666.66 |
| | LYNN ANN NAVOLIO-HEISE | 2,500.00 |
| NEYHUS, MIRIAM PANKOW, ELEANOR PELTZ, SEAMEN S PENNINGTON, JULIA PERLYSKY, GABRIEL H | PAUL D. NEYHUS | 2,500.00 |
| | LEON G. GOMBIS | 5,000.00 |
| | DEVORAH C. PELTZ | 5,000.00 |
| | KENNETH PENNINGTON | 2,500.00 |
| | ANN R. PERLYSKY | 5,000.00 |
| PETTA, FRANK A PHILLIPS, RAYMOND C PICCHIOTTI, SHERRI POLLACK, PHILLIP A | ANN STULL-PETTA | 5,000.00 |
| | KATHRYN J. PHILLIPS | 5,000.00 |
| | DEBRA S. SAVITZKY | 5,000.00 |
| | ROSLYN J POLLACK | 5,000.00 |
| PONDER, GWINDELLE W | DARRYL D. PONDER | 1,666.67 |
| | ALVIN F. PONDER, III | 1,666.67 |
| RAY, ADINE D | MARCUS H. RAY | 1,666.67 |
| | ADINE R. USHER | 1,666.67 |
| | LAWRENCE M. USHER | 1,666.66 |

| | | |
|------------------------|------------------------------------|------------|
| RUPERT, AIMEE H | RENEE L. RUPERT | 5,000.00 |
| SCHOER, JEANETTE R | DIANE S. WHITELEY | 5,000.00 |
| SIMS, LEONARD G | MATTHEW G. SIMS | 5,000.00 |
| SMITH, JOAN M | DEREK IAN SMITH | 2,500.00 |
| | SHERRI L. SMITH | 2,500.00 |
| SWAIN, LANEENIER | LINNES M. HILLIARD | 5,000.00 |
| TALLEY, BERNICE Y | ANTHONY C. TALLEY | 1,666.66 |
| | MILDRED E. BURKS | 1,666.67 |
| | SHARON Y. FULLER | 1,666.67 |
| TATE, WILLIE C | CHARLTON TATE | 1,250.00 |
| TERAJI, THOMAS S | LILY Y. TERAJI | 5,000.00 |
| THOMPSON, RICHARD E | STACEY C. NICKSON | 2,500.00 |
| | SARA R NICKSON | 2,500.00 |
| TOOMEY, MARY F | MARY TOOMEY LIVING TRUST | 5,000.00 |
| WANDERSKI, STEPHANIE M | JOAN M. OLSEN | 1,250.00 |
| | PAUL R. WANDERSKI | 1,250.00 |
| | ROBERT P. WANDERSKI | 1,250.00 |
| WENCEWICZ, MARGARET D | CLEORA C. BECKER | 5,000.00 |
| WHITMORE, LILLIAN | ISAAC M. FISHER | 5,000.00 |
| WILLIAMS, CORA A | LILLIAN L ROWE | 1,666.66 |
| | ARTHUR G. GOODE, JR. | 1,666.67 |
| | CLIFTON B. ROWE | 1,666.67 |
| WILLIAMS, MARGARET S | HEATHER M. POSTON | 5,000.00 |
| WILLIAMSON, GORDON | GERALDINE A. WILLIAMSON | 5,000.00 |
| WITTER, ROBERT J | DAVID A WITTER | 5,000.00 |
| ZAMZOW, PATRICIA A | ROBERT JOSEPH ZAMZOW | 2,500.00 |
| | GREGORY J. ZAMZOW | 2,500.00 |
| ZEBROWSKI, CHESTER | MARK MICHAEL ZEBROWSKI | 714.29 |
| | DAVID S ZEBROWSKI | 714.29 |
| | PAULA D. ZEBROWSKI | 714.29 |
| | BETH Z. MOHR | 714.29 |
| | CAROL D. ZEBROWSKI | 714.29 |
| | KAREN ZEBROWSKI-MORRISON | 714.29 |
| | JEFFREY P. ZEBROWSKI | 714.26 |
| ZUGER, JOEL P | MAUREEN ANN ZUGER | 5,000.00 |
| | | <hr/> |
| | | 316,750.01 |

Refund Of Contributions

DECEASED

| |
|-----------------------|
| FLEMING, DOROTHY JEAN |
| GUDE, MARILYN N |
| REESE, INEZ |

BENEFICIARY

| | |
|-------------------------------|-----------|
| MYRON K. STEWART | 53,171.50 |
| JERRY GUDE | 19,651.37 |
| THEODORE A REESE JR | 3,217.55 |

76,040.42

Combined Death Benefit

DECEASED

| |
|-------------------------|
| BARTOLOMEO, SUSAN WEDEL |
| CASTELLANOS, ROGER |
| GORZELANNY, NETTY ANN |

BENEFICIARY

| | |
|----------------------------------|-----------|
| ANTHONY R BARTOLOMEO | 33,791.18 |
| LOUIS A BARTOLOMEO | 33,791.15 |
| TERESA CASTELLANOS | 33,652.98 |
| ROBERT E. GORZELANNY JR. | 36,251.98 |
| ROBERT GORZELANNY SR. | 36,251.96 |

| | | |
|--|----------------------|------------|
| JEFFERSON, SHEILA RENEE | DAVID E JEFFERSON | 130,195.84 |
| JOHNSON, ROSEMARY | MAURICE H JOHNSON | 51,917.96 |
| PUGH, HUSTON | YVONNE PUGH | 12,174.51 |
| | JENNIE STURKEY | 12,174.49 |
| SOLOMON, JERRY M | TRUDI JOAN SOLOMON | 22,820.30 |
| WARREN, JACQUELINE DENISE | NIA JANOR CALMESE | 19,469.22 |
| | NORMAN E CALMESE JR. | 19,469.25 |
| | IFE D CALMESE | 19,469.25 |
| | KRISHNAN CALMESE | 19,469.25 |
| | | <hr/> |
| | | 480,899.32 |
| Grand Total Of All Death Benefits | | <hr/> |
| | | 873,689.75 |

Refunds

The Committee on Claims and Service Credits reported that documents pertaining to claims for refunds, listed herewith, were examined and verified, and recommended approval thereof.

In support of these claims, the committee reported that:

2.2 excess contributions represent the additional amount contributed after 34 years of service refundable upon retirement provided the member does not choose the augmented pension rate; contract overpayments and refunds represent reductions and withdrawals of previously validated optional service and 2.2 upgrade contributions; excess contributions represent deductions outside of the statutory requirements; survivor contributions are for members with no eligible survivors at the time of retirement and; termination and other refunds are for persons no longer employed as members of the teaching force.

Refunds 04/01/2008 thru 05/31/2008

2.2 EXCESS CONTRIBUTIONS

| | | | |
|---------------------------|----------|--------------------------|----------|
| ADAMS, MYRNA R | 3,750.26 | HUBER, NATALIE MAY | 2,811.58 |
| BAILEY, MAMIE L | 2,919.82 | JOHNSON, DELORIS | 4,787.24 |
| BEST, YVONNE C | 2,878.03 | JOHNSON, JOAN H | 4,391.99 |
| BETHEL-BROOKS, DREWDETTE | 3,142.02 | JUAREZ, LILIA M | 7,016.88 |
| BISHOP, GRACE | 3,535.21 | KARPA, ALAN EDWARD | 1,905.17 |
| BISHOP, MOSEZELL | 1,963.37 | KNIGHT-HILL, JOAN | 4,434.21 |
| BOLTON-HOWARD, EDDIE | 4,255.47 | KUNER, CHARLES | 5,893.41 |
| CASEY, MARY PATRICIA | 3,133.98 | LABRANCHE, YOLANDA DIANA | 2,441.45 |
| DAVIE, NATHA L | 3,366.29 | LEVIN, JOEL | 4,083.93 |
| FAY, MARILYN ELAINE | 2,731.74 | MENCONI, JAMES PASQUAL | 5,599.86 |
| GARNER, CHARLES FRED | 5,180.55 | MENTER, PHYLLIS | 4,905.37 |
| GILBERT, EUNICE R | 5,508.97 | MEREDITH, BARBARA LYNN | 4,095.60 |
| GOODWIN, MARGARET A | 5,277.64 | MILLER, CELESTE F | 2,572.08 |
| GRIFFIN, RICHARD CASANOVA | 5,516.40 | MOHR, LINDA HENRIETTA | 2,740.58 |
| HARRISON, MICHELE R | 2,160.02 | NELSEN, JAMES M | 2,835.57 |
| HENNESSY, ANN L | 5,704.85 | NEUMANN, MARYANN | 2,294.46 |
| HILVERS, CAROL ANN | 5,893.17 | NEWKIRK, JEAN A | 2,735.69 |
| HOOKS, CATHERINE | 3,147.11 | NEWMAN, MABLE | 2,547.26 |
| HOOVER, ESTHER | 3,903.16 | NOCHOWITZ, MARVIN LEE | 3,005.12 |
| HOWARD, MELANIE J | 1,858.03 | ORENSTEIN, MICHAEL | 4,676.62 |

| | |
|---------------------------|----------|
| PEPPLER, DENIS JOSEPH | 2,351.57 |
| PISSIOS, SPIROS | 3,076.44 |
| PONCE, ROBERT LEE | 4,020.72 |
| POWELL, FREDDIE J | 2,398.08 |
| REED, NORMA C | 5,815.58 |
| RICHARDSON, OLEEVIA ADAMS | 2,709.78 |
| ROBERTS, JUANITA FRANCES | 2,649.09 |
| ROCKLIN, JACK W | 7,852.23 |
| ROGERS, MELVIN D | 3,028.42 |
| ROSENBERG, MARLENE M | 2,519.76 |
| SALK, MARLENE L | 4,737.97 |
| SCHMITT, DONALD J | 9,923.29 |
| SCHWARTZ, THELMA LEE | 4,975.56 |
| SEMASKO, LYNNEA ROWE | 3,441.26 |
| SMITH, ALICE FRANCES | 2,115.36 |
| SMOLAK, SUSAN JEAN | 2,433.86 |
| SPELLAZA, KATHLEEN | 5,590.09 |
| SPENCER, BERNARD G | 4,561.15 |
| STERNBERG, DOLORES | 5,247.15 |
| STLOUKAL, THERESA GUZZO | 3,763.87 |

| | |
|-------------------------------|-----------|
| STREETER, AGNES AGATHA | 2,397.49 |
| STRONG, CAROL E | 5,283.50 |
| SYNCHEFF, JOANNE RUTH | 1,985.60 |
| SZYMANSKI, MARIE FRANCES | 5,269.64 |
| SZYMANSKI, MARLENE G | 10,422.32 |
| TATE, PHYLLIS ORLANDA | 3,521.47 |
| THEISEN, MARY-ELLEN | 3,555.45 |
| TRYBULA, KATHLEEN ELLEN | 3,487.47 |
| WASHINGTON, CORENE STOUDEMIRE | 6,262.89 |
| WICKS, ELEANOR JEAN | 3,446.49 |
| WILLIAMS, BESSIE L | 2,527.95 |
| WILLIAMS, EVELYN S | 4,239.24 |
| WILLIAMS-MCCONNELL, FRANCES D | 9,653.06 |
| WILSON, WILLIE MAE | 2,888.96 |
| WOOLFORK, PEARL J | 4,644.51 |
| ZEREBINY, EDRIS MARGARET | 4,524.98 |

| | |
|---------------------------------------|-------------------|
| Total 2.2 Excess Contributions | 308,922.41 |
|---------------------------------------|-------------------|

CONTRACT OVERPAYMENT

| | |
|-----------------------------|-----------|
| ALTERIO, GAIL S | 112.68 |
| ALTERIO, GAIL S | 1,040.19 |
| ANDERSON, ARIEL JAMES | 82.76 |
| ANDERSON, MARY BELDA | 8,804.57 |
| APONTE, LINDA E | 2,566.51 |
| ASSAF-KELLER, MIRYAM | 11.12 |
| BAHL, PUSHPA | 2,133.65 |
| BAKER, LINDA | 9,552.09 |
| BANCES, MIGDALIA | 1,896.61 |
| BARG, JANICE L | 36.58 |
| BIEDERMAN, NANCY RAE | 1,563.30 |
| BLOCK, SHARON LOUISE | 1,528.18 |
| BLOTTIAUX, RENEE MARIE | 1,798.29 |
| BORTZ, MICHAEL A | 1,627.27 |
| BORUN, PATRICIA ANN | 1,739.95 |
| BOTNER, JOHN | 42.31 |
| BRADEN, ROUTHY MARIE | 12,678.28 |
| BRAKES, JUDITH M | 2,009.53 |
| BRENNAN, ARLENE RAE | 376.84 |
| BRIDGES, LUCY | 170.89 |
| BROWN, GLORIA ELAINE | 1,419.50 |
| BRUCE, CORINE | 1,872.29 |
| BUKOWSKI, RICHARD STANLEY | 2,281.41 |
| CAREY, MARY PATRICIA | 1,478.91 |
| CASEY, LOUISE A | 12,590.55 |
| CASH, CAROLE MARCIA | 358.06 |
| CEGIELSKI, PATRICIA ANN | 1,694.24 |
| COPE-HOUSEWORTH, CONNIE SUE | 608.22 |
| DEMMA, MAUREEN M | 137.70 |
| DENTON, CHARLES GARY | 686.12 |

| | |
|----------------------------|-----------|
| DORSEN-TERMAN, SANDRA | 1,803.63 |
| DOWER, SUSAN JEAN | 8.21 |
| EGAN, BARBARA LIZABETH | 585.37 |
| ESPOSITO, ROBERT FRANK | 1,710.91 |
| FAUT, SHEILA MARY | 923.35 |
| FEURER, JANE DUNBAR | 2,025.84 |
| FLORES, SILVIA MERCEDES | 1,574.29 |
| GALVEZ, ELSA MARIA | 2,097.07 |
| GILMORE, EILEEN MARGO | 1,533.79 |
| GLAZEWSKI, RUTH EVA | 1,314.89 |
| GODZICKI, KATHLEEN ANNE | 1,637.95 |
| GREVEN, CAROL M | 1,793.33 |
| HAGGERTY, SHARON ANN | 1,417.35 |
| HANSRA, SANTOKH SINGH | 13,590.71 |
| HARRIS, RUTH INGRID | 507.17 |
| HERRERA, ANA MARIA | 562.64 |
| HERRERA, ANA MARIA | 1,580.26 |
| HOLT, DENYSE | 1,999.88 |
| HOSKIN, LAURA LEE | 297.98 |
| INGA, CLEMENTE A | 1,812.78 |
| JANOVEC, JOYCE MARIE | 1,598.70 |
| JENDRESAK, STANLEY ANTHONY | 25.31 |
| KAESER, LAUREL | 6,626.78 |
| KALTER, LORAIN E J | 7.63 |
| KHIM, BORITA | 1,320.36 |
| KHIM, BORITA | 1,320.36 |
| KING, DOLORES MARGARET | 12.33 |
| KRAFT, GRACE CAROLYN | 1,630.51 |
| LAI, PUI LING | 1,363.34 |
| LESUEUR, BEVERLY | 872.63 |

| | |
|---------------------------------|-----------|
| LETTNER, JEANNE T | 84.01 |
| MADSEN, MARY LYNN | 1,713.39 |
| MANDEL, JUDITH LYNN | 1,640.23 |
| MARKS, IRMA JEAN | 5.33 |
| MC EACHIN, BERNICE | 33.38 |
| MCCARTHY, JOANNE | 20.26 |
| MCVADY, JOAN AGNES | 12,116.62 |
| MIR, CAROLYN NADINE | 954.47 |
| MORGAN, JACQUELINE ELAINE | 655.60 |
| PARKER, MARY ALICE | 1,877.06 |
| PAYTON-FALOLA, DELORES | 1,585.16 |
| PEARCE, PAMELA SUZETTE | 2,457.17 |
| PORCH, PAMELA BATES | 5.56 |
| PRINGLE, GRETA COOPER | 1,500.06 |
| PUSHEL, MIRIAM | 2,661.63 |
| RAGINS, BARBARA W | 1,579.86 |
| RICHARDSON, YVONNE | 11,381.85 |
| RONAN, PATRICIA MARIE | 1,916.43 |
| ROSS BEARDSLEY, SHARON A | 240.81 |
| RUDICH, TERI ELLEN | 1,452.49 |

| | |
|--------------------------------|-----------|
| RYAN, PATRICIA EILEEN | 85.17 |
| RYAN, PATRICIA EILEEN | 1,890.89 |
| RYAN, PHYLLIS JOEANN | 137.35 |
| SABHARWAL, SUDARSHAN | 1,653.72 |
| SANDERS, CAROLE ANN | 2,036.23 |
| SCHMIDT, JOHN ROBERT | 15,520.50 |
| SCOTT, LOLER LEE | 2,216.11 |
| SIEGEL, MARIAN STRAUBER | 1,607.16 |
| SIMMONS, EARLINE | 2,029.85 |
| SKIBA, CAROL ANN | 1,457.80 |
| SPECIALE, MICHAEL | 18.97 |
| STEINER, DEBBIE J | 25.92 |
| SUGGS, VERNE ADAMS | 983.34 |
| SULLIVAN, SUZANNE MARY | 1,465.60 |
| SWISHER, MELVIN LLOYD | 1,347.02 |
| TAYLOR, TERRANCE MICHAEL | 28.48 |
| THOMPSON, RITA LOUISE | 1,866.11 |
| WEISSLER, AUDREY | 1,808.71 |
| WHALEN, CYNTHIA MARY | 2,165.87 |
| WILBURN, MARY JOYCE | 1,604.26 |
| ZEBROWSKI, DAVID S | 74.93 |

Total Contract OverPayment **210,359.31**

CONTRACT REFUND

| | |
|---------------------------------|----------|
| BINDER, SANDRA J | 614.88 |
| CANNELLA, JACQUELINE | 1,729.35 |
| CHAMBERS, KIMBERLY C | 21.37 |
| DUSEK, CATHIE E | 1,051.79 |
| FIELDS, CYDNEY BETH | 622.52 |
| FULLRIEDE, MARGARET A | 1,220.72 |
| GALLAGHER, PETER JOSEPH | 598.48 |
| INGA, CLEMENTE A | 5,353.16 |
| O'BRIEN-AUSTERN, VIRGINIA | 469.54 |
| ORLICH, SUZANNE MARIE | 1,126.13 |

| | |
|---------------------------------|----------|
| PREKEZES, FREDERIKA | 4,489.08 |
| PRUITT, CAROLYN | 213.60 |
| RECCHIA, DEBORAH EMMY LOU | 200.00 |
| STARNICZY, DANIEL JAMES | 845.48 |
| STOLLBERG, LYNN MARCIA | 1,018.72 |
| VESPER, PATRICIA R | 538.19 |
| WALLIN, JUDITH | 615.77 |

Total Contract Refund **20,728.78**

EXCESS CONTRIBUTIONS

| | |
|--------------------------------|----------|
| BACKSTROM, DARRYL EUGENE | 4,495.44 |
| BRENNAN, ARLENE RAE | 240.09 |
| BRIDGES, LUCY | 393.31 |
| CANTY, SANDRA L | 42.82 |
| CICH, THOMAS F | 317.57 |
| COX, OSEOLAR A | 10.16 |
| DARLING, ANNIE LEE | 11.94 |
| GILMORE, EILEEN MARGO | 28.27 |
| GREVEN, CAROL M | 316.02 |
| HEATH, HOWARD L | 827.59 |
| HENSCHEL, MARK | 1,522.42 |
| IKOH, SUNDAY M | 14.32 |
| JACKSON, DIANE L | 645.96 |
| KELLY, MARGARET MARY | 705.11 |
| LASCHOBBER, PATRICIA A | 409.30 |

| | |
|----------------------------------|----------|
| MATTHEWS, PEARLIE MAE | 60.24 |
| NOCHOWITZ, MARVIN LEE | 2.12 |
| PIPPION, JACQUELINE DENISE | 6.08 |
| RAMOS, CHRISTINE CARROLL | 66.03 |
| ROSENBERG, AUDREY J | 61.94 |
| SIMMONS, EARLINE | 276.00 |
| SMITH, CLEMENTINE | 19.90 |
| SMITH, ELIZABETH | 66.97 |
| TAYLOR, Z. TONDALEYA | 5.14 |
| THOMPSON, RITA LOUISE | 1,203.54 |
| WESTERBERG, DONNA LEE | 296.39 |
| WHITE, ELEANOR | 146.72 |
| YOUSIF, JOANN | 862.48 |

Total Excess Contributions **13,053.87**

OTHER

| | |
|-----------------------------|-----------|
| BARBER, CHANDRA E | .699.78 |
| BLAKEY, MICHELLE P | 13,609.43 |
| BOYD, KRISTEN M | 1,417.60 |
| BROWN, TIFFANY A | 24,706.85 |
| BROWN, TIFFANY A | 8,395.78 |
| CAMILO, VICKY MARIAN | 30,550.96 |
| CAMPBELL, KIMBERLY MICHELLE | 57,616.37 |
| D'ALESSANDRO, NANCY C | 3,157.96 |
| DAVIS, CAROLYN J | 8,064.81 |
| DIECKMANN, LARA ELIZABETH | 2,827.84 |
| DOUGHERTY, MICHELE MARIE | 30,995.25 |
| FEENEY, DANEEN A | 18,295.95 |
| GIBSON, ELIZABETH T | 10,422.88 |
| GIEMZIK, KRISTEN | 13,352.77 |
| HAGGERTY, SARAH LINDSAY | 32,128.17 |
| HAHN, ADAM R | 10,590.55 |
| HARRIS, NICHOLAS G | 5,171.78 |
| HILVERS, CAROL ANN | 237.16 |
| JENNINGS, DIRETHA | 6,755.31 |
| JOHNS, SANDRA DELORES | 17,087.76 |

| | |
|------------------------------|-----------|
| LEFFEL, AMY MEREDITH | 6,292.01 |
| LEMLE, PAULA STACY | 32,263.38 |
| MCGOVERN, JANE ELLEN | 831.13 |
| MORRISSEY, BERNARD V | 10,265.42 |
| OMILINSKY, MARA FAYE | 13,515.04 |
| PATTERSON, DANIEL JAMES | 65,185.17 |
| PINAGLIA, MARGARET | 11,005.52 |
| RADNITZER, KATHERINE LEIGH | 50,866.53 |
| RODRIGUEZ, MARIBEL | 35,339.89 |
| ROWLAND-WALTON, TRICIA RENEE | 47,476.52 |
| SALISBURY, JASON DERIC | 21,338.07 |
| SAWYER, GLORIA J | 1,641.91 |
| SHIELDS-JOHNSON, JANE N | 22,756.57 |
| SILVERMAN, CLESHIA | 593.27 |
| SMITH, ERICA LYNN | 2,305.63 |
| SMOLAK, SUSAN JEAN | 1,155.82 |
| STARNICKY, DANIEL JAMES | 476.73 |
| STEINER, JENNIFER MARIA | 7,215.82 |
| THORNE, ANDRIA | 4,748.40 |
| TREJO, VIVIANA M | 2,935.89 |
| VON OESEN, HEATHER SALLY | 26,198.94 |

Total Other 660,492.62

TERMINATION REFUNDS

| | |
|---------------------------|-----------|
| ABU-HASHISH, ZAKI Q | 3,550.29 |
| ACOSTA, PATRICIA MARIA | 21,874.12 |
| ALBARRAN, RAFAEL | 1,358.34 |
| ALCOZER, ROBERTO | 336.81 |
| ANDREW, RUTH ANN M | 125.20 |
| ANTHONY, BARBARA R | 215.37 |
| APPLEBAUM, BEVERLY | 322.50 |
| APPLEBAUM, STEVEN | 28,872.80 |
| ARRINGTON, SHONTA L | 1,238.44 |
| ARRINGTON, TIMOTHY B | 204.22 |
| ATCHISON, LYNN | 2,782.15 |
| AYRES, JOEL B | 372.21 |
| BAILITZ, HELEN M | 389.54 |
| BARBER RINGLE, CHRISTEN L | 3,496.68 |
| BARDEY, CHRISTOPHER S | 603.13 |
| BATCHELOR, VANESSA C | 2,651.88 |
| BEARD, KARLA L | 1,722.50 |
| BERRY-CRUSON, SHARON | 11,387.03 |
| BERSH, KAREN E | 17,809.26 |
| BIGERO, ALEXANDER R | 2,842.54 |
| BLICKEM, CASSIE N | 2,813.12 |
| BOLDUC, MARY B | 11,873.09 |
| BOURK, SHANNON M | 1,266.24 |
| BOURY, MAY L | 5,950.59 |
| BOWLER, MARGARET H | 284.16 |

| | |
|---------------------------|-----------|
| BRAND, RITA | 1,961.71 |
| BRESNAHAN, JENNIFER E | 1,243.50 |
| BROOKS, NANCY MARIE | 66,374.18 |
| BROWN, PHILIP D | 400.94 |
| BURFORD, RENATA K | 6,007.65 |
| CALDWELL, LATREESE D | 368.48 |
| CARDENAS, ROBERT | 10,652.20 |
| CAREY, MARGARET G | 458.59 |
| CARMICHAEL, STANDROD | 1,206.66 |
| CARTER, ANGELIA L | 3,322.04 |
| COIN, ALISON R | 11,107.71 |
| CONROY, MARIANNE E | 2,203.31 |
| CORTES, MAGDALENA | 4,307.78 |
| CRAVENS, JAMES R | 1,096.51 |
| D'ANDRADE, KENDALL | 1,796.27 |
| DAU LONG, GRETCHEN D | 6,858.70 |
| DAVENPORT, KENNETH R | 209.64 |
| DAVIS, MAUDE E | 202.45 |
| DELMAN, DENNIS A | 240.00 |
| DEMARIO, JOHN N | 693.74 |
| DU RIVAGE, VANCE A | 3,312.93 |
| DZIELSKI, JOHN R | 145.12 |
| ENGLUND, LISA A | 14,282.26 |
| ESCAMILLA-TURKEWITZ, RUTH | 1,179.61 |
| ESTRIN, DIANE L | 1,026.50 |

| | | | |
|------------------------------------|-----------|--------------------------------|-----------|
| FAUST, BRANDON D | 3,063.08 | KREILING, KATHRINE | 17,618.06 |
| FEDOVOVICS GENYS, ZENIA | 321.05 | KREISEL, JENNIFER L | 6,767.88 |
| FENTON, KEISHA L | 632.53 | LANGERMAN, SHIRLEY H | 60.00 |
| FISCHER, CARRIE C | 3,076.46 | LE BRON, KYSHA L | 26,698.20 |
| FISHER, KARYN A | 19,014.48 | LEACH, MICHAEL W | 2,892.21 |
| FITZGERALD, TRICIA | 4,437.07 | LEON, BENJAMIN A | 1,110.74 |
| FOULSER, JANE E | 391.80 | LEVY, COREY LAMONT | 18,332.68 |
| FRADKIN, JUDITH A | 353.60 | LIM, ANGEL JANELLE | 13,589.02 |
| FROETER-GROTH, CARRIE | 10,708.64 | LORENZ, ELAINE M | 6,126.03 |
| GALASSINI, DEBRA A | 371.19 | LOVETT, LARRIE M | 436.93 |
| GANN, JENNIFER L | 5,927.92 | LYNN, ROBIN M | 441.33 |
| GARTZ, LINDA | 640.80 | MAKI, ANN M | 15,392.52 |
| GAWIN, ELIZABETH R | 6,291.02 | MALL, KRISTEN L | 315.15 |
| GETTY, TERESA I | 8,265.99 | MALONE, JUANITA | 575.54 |
| GIBSON, MELISSA | 5,436.09 | MALUSA, CATHERINE B | 322.60 |
| GONZALEZ, JOSUE M | 31,517.05 | MANDEL, CAROLYN E | 7,507.42 |
| GORDON, MERLE | 225.60 | MANGIN, CHRISTINE H | 20,557.79 |
| GORMAN, TIMOTHY COLBY | 12,782.42 | MARSHALL, EDWIN L | 37.26 |
| GRADI, CLAUDIA | 1,812.62 | MASTERNICK, LEAH | 9,876.58 |
| GREEN, ANN L | 648.27 | MCCRIMON, VERNA K | 1,155.53 |
| GRIEGOLIET, LYLE | 5,210.93 | MCFALL, ADRIENNE R | 265.30 |
| HAAMID, ASYA S | 612.68 | MCWHERTER, KRISTEN MARIE | 7,494.83 |
| HEATH, JULIA M | 291.04 | MERENDA KELLY, ARIANNE A | 834.27 |
| HILL CZAPIEWSKI, TANYA I | 13,154.10 | MILLER, JAMES A | 3,100.56 |
| HOBBS, CONSTANCE | 1,919.86 | MIRANDA, RUBEN D | 929.56 |
| HOHNKE, FRED CARL | 3,312.60 | MOERY, KATHRYN E | 314.98 |
| HOLMAN, BRENDA J | 24,078.10 | MORIARTY, MATTHEW G | 1,142.02 |
| HORNOWSKI, EUGENE MARION | 2,617.59 | MURPHY, MARYANNE | 44,148.78 |
| HORTON, DOMINIQUE KARRION | 3,058.17 | MURRAY, MILINA D | 4,006.01 |
| HORVATH, STEVE I | 66.39 | NAGLE, MERILYNN L | 3,363.40 |
| HOTTENROTT FOSTER, CATHERINE | 24,948.26 | NAZARETH, ANISHA | 5,670.00 |
| HOUSTON, CORBET O | 3,958.91 | NITZSCHE HARRIS, RUTH H | 456.90 |
| HUGHES, JEFFREY E | 84.15 | O'NEIL, JAQUA N | 2,203.78 |
| HYPPOLITE, SYLVIO | 287.95 | O'NEIL, PETER B | 27,301.40 |
| INGERSOLL, DELIA A | 828.15 | ORTEGA, JUAN J | 578.04 |
| JACKSON, KIMYUNA K | 252.42 | PAJAKOWSKI, EUGENE A | 35,698.97 |
| JEFFRIES, GARRICK D | 1,101.05 | PASCARELLA, CHRISTINE J | 579.94 |
| JOHNSON, CHARLES E | 232.20 | PECA, BERNADETTE A | 430.96 |
| JOHNSON, JANET | 3,293.76 | PIUCCI, MARK T | 306.28 |
| JOHNSON, TEKO T | 3,261.25 | PURNELL, KENNETHA | 1,231.62 |
| JONES, CHARMINE M | 5,198.03 | RICHARDS, LAMAR | 1,600.86 |
| JOYNER, KENYA L | 1,366.53 | RICHARDS, LISA K | 11,023.96 |
| KARLSON, JOSEPH W | 2,766.48 | RING, DIANA C | 259.48 |
| KATZ, RUTH P | 105.05 | RIZZO, JAIME L | 689.00 |
| KEELAN, TEMPLE | 20,350.14 | ROBERTSON, JARED V | 1,516.69 |
| KELLER, EILEEN B | 280.01 | SAINDON, JEWEL | 923.10 |
| KELLEY, TRACY C | 1,045.89 | SANDERS, ROBERT L | 1,373.78 |
| KELLY, ALEXANDRA | 2,244.00 | SARGUS, ROBERT LOUIS | 931.59 |
| KEY, FREDRICK | 1,499.98 | SCHLESS, ROBERT I | 4,117.25 |
| KIRCHNER, JENNIFER M | 1,705.99 | SCHMIDT, ROBERT CHARLES | 42,964.08 |

| | | | |
|-----------------------------|-----------|----------------------------------|-------------------|
| SHABAZZ, ANTHONY | 3,614.79 | VOLINI, LORETTA F | 8,020.37 |
| SHANNON, COREY M | 3,502.29 | VOSNOS BENNETT, LAINE A | 17,845.19 |
| SHPRITZ, AMY ILENE | 19,758.36 | WALLER, CHARON E | 540.92 |
| SIMMONS, RONALD | 272.41 | WASHINGTON, JEANIE C | 200.97 |
| SMITH, TAMARA C | 6,625.05 | WATKINS, MINNIE R | 2,210.41 |
| SMITH, WAYNE L | 5,378.26 | WEST, IFETAYO J | 2,224.92 |
| SNIEG, PETER | 648.93 | WHITE, MARGARET | 559.00 |
| SNOWBARGER, LAURA B | 2,987.88 | WINK-BODIFORD, EMILY J | 574.68 |
| SOSNOWSKI, TERRI LYNN | 24,775.72 | WOCHNER, GRETCHEN J | 436.96 |
| STRENTZ, LAURA M | 6,398.20 | WYNN, JOHN C | 290.48 |
| SULLIVAN POWER, LISA | 213.18 | | |
| TALIAFERRO, CHARLES A | 566.34 | | |
| TERRY, ERICA G | 871.65 | | |
| THOMAS, CHAD J | 2,210.93 | | |
| THOMAS, HESHIMU C | 3,706.29 | | |
| | | Total Termination Refunds | 979,755.07 |

SURVIVOR CONTRIBUTIONS

| | | | |
|--------------------------------|-----------|---------------------------------------|-----------|
| BACA, DOROTHY ANN | 34.30 | KALVELAGE, SUSAN R | 2,627.30 |
| BAILEY, ADRIENNE Y | 3,638.56 | LESUEUR, BEVERLY | 4,354.19 |
| BERG, PAUL ARTHUR | 9.62 | LITTLETON, VERA JEAN | 8,675.07 |
| BLOECHL, JEAN MAY | 14,654.11 | LOFTUS, SARAH ELIZABETH | 11,494.85 |
| BOGGAN, BONITA | 18.83 | MALTZ, MARCIA JOYCE | 254.04 |
| BRADEN, ROUTHY MARIE | 12,372.23 | MCBRIDE, AUSPERDELLA CLEMENTEAN | 12,060.82 |
| CHEERS, GLORIA ANGELINE | 183.83 | MCKAY, MARY IRWIN | 9,391.07 |
| COLEMAN, PAMELA E | 55.68 | MCKENZIE, NANCY MOORE | 4,323.92 |
| COPELAND, CHARLENE C | 586.06 | MCKINLEY, BONNIE | 3,484.78 |
| CORPUS, ELSA CLARIDAD | 117.18 | MEARIEWEATHER, PATRICIA | 13,189.27 |
| COX, OSEOLAR A | 1,605.59 | METCALF, SUSAN ELOISE | 337.16 |
| CRIDDELL, SHARON ALICIA | 4,733.51 | MOHR, LINDA HENRIETTA | 13,373.93 |
| DABNER, RONALD HAYWARD | 1,045.93 | PAYTON-FALOLA, DELORES | 9,634.11 |
| DAVIS, CHERYL ANITA | 11,867.18 | PIPPION, JACQUELINE DENISE | 14,522.42 |
| DESAI, JYOTIBEN YOGENDRA | 26.26 | PITTS, LAURETTA | 8,395.00 |
| DEVINE, RICHARD JOHN | 12,282.26 | POWELL, FREDDIE J | 12,891.65 |
| DIAZ, MIRNA MARIA | 19,610.18 | PURVIS, TERESA | 36.81 |
| FAY, MARILYN ELAINE | 12,574.43 | RAINEY, ANN J | 238.37 |
| FELICIANO, MADELINE D | 8,698.81 | REMBERT, ANNA MARIE | 8,353.55 |
| FIORINI, MICHAEL HARRY | 5,684.16 | RIZZUTO, REGINA M | 12,867.79 |
| FORNEK, ROSEMARIE | 14,919.28 | RODRIGUEZ, AMALIA M | 2,921.02 |
| GARRETT, LILLIAN DORINE | 786.39 | RODRIGUEZ, EUGENE MARK | 11,237.12 |
| GILLIAM, MARY V | 3,760.79 | SAMUELS, DEBORAH | 12,477.33 |
| GOODRICH, BARRY I | 12,008.85 | SEMASKO, LYNNEA ROWE | 12,591.33 |
| GRANT, BONNIE L | 6,503.29 | SMITH, LUCILLE | 12,854.70 |
| GRIFFIN, BIRDIA LEE | 462.92 | SPELLAZA, KATHLEEN | 14,232.58 |
| HARRISON, CAROL J | 10.74 | SPLIKY, AUDREY A | 1,061.45 |
| HEDRICK, GARY | 5,747.86 | TATE, PHYLLIS ORLANDA | 20,144.38 |
| HENDERSON, LINDA E | 264.70 | TAYLOR, BESSIE L | 1,061.94 |
| HERRERA, ANA MARIA | 423.07 | THOMPSON, SHEILA HAGLER | 10.74 |
| HERRMANN, SUSAN DEE | 12,463.13 | THURMAN, TOBIA J | 7,154.67 |
| HOLT, DENYSE | 8,341.76 | TORRES, MARY FRANCES | 13,824.61 |
| HOOVER, ESTHER | 13,602.94 | WILLINGHAM, CAMILLE ALJEAN | 7,487.95 |
| ISAACSON, GEORGE A | 8,743.89 | WINSTON, GLORIA | 166.49 |
| JOHNSON, MARIAN | 10.74 | WONG, ELTHA M | 14,083.89 |

ZAK, JANET MARY16,093.83
 ZIEMAN, TERRY-LYNN MILDRED12,999.68

Total Survivor Contributions 508,758.87 **Grand Total Of All Refunds** 2,702,070.93

Outside Time

The Committee on Claims and Service Credits reported that affidavits, or other evidence attesting to or certifying service in the public schools of the several states or in schools operated by or under the auspices of the United States outside of the City of Chicago were presented for the persons hereinafter listed.

The Committee recommended that the service described be approved for pension credit provided that the last five years of the member’s service shall have been rendered in a position covered by this Fund, the State Universities Retirement System or the Teachers’ Retirement System of the State of Illinois; a maximum credit for ten years shall be reduced by credit for such service validated by the State of Illinois; and three-fifths of the term of service for which an annuity is granted shall be in the public schools of the City.

| Name | School | Service | Years |
|-----------------------------|--------------------|----------|-------|
| Adeniji, Olufemi | Collins | Teaching | 6.500 |
| Gilden, Marsha D | Alcott | Teaching | 0.500 |
| Higgins, John R | Bogan | Teaching | 0.500 |
| Huerter, Brenda J | Chicago Vocational | Teaching | 4.000 |
| Jones, Genise V | Sherwood | Teaching | 8.900 |
| Maxie-Brown, Gwendolyn Jean | Central Office | Teaching | 1.575 |
| Metzger, Judith K | Courtenay | Teaching | 4.000 |
| O'Reilly, Patrick J | Chicago Academy | Teaching | 0.400 |
| Planey, Jennifer Lynn | Joplin | Teaching | 1.000 |
| Smith, Patricia B | Ray | Teaching | 1.000 |
| Waldo, Sandra S | Hawthorne | Teaching | 3.500 |

Chairperson Ward moved the Report of Committee on Claims and Service Credits to the omnibus.

To Schedule a Claims and Services Committee Meeting on Thursday, June 26, 2008 at 2:00 P.M. Approved

A motion was made by Mr. Ward, seconded by Mr. Carrero, and unanimously passed, to schedule a Claims and Service Committee Meeting on Thursday, June 26, 2008 at 2:00 p.m. to review The Segal Company contract. If necessary, The Trustees instructed staff to use June 30, 2008 as an alternate date.

REPORT OF PENSION LAW AND RULES COMMITTEE

Motion to Adopt Proposed Bylaw Change to Address Member Reinstatement Passed

At the May 13, 2008 Special Board Meeting, the Trustees proposed a change to Article 3 of the Bylaws and Rules, the following amendment to the bylaws is being presented for formal consideration.

Add New Section:

Article 3. Claims

Section 8. Qualification and Eligibility for Plan Amendments

Whenever an amendment to 40 ILCS Article 17 which is, has been or may be enacted proposes liberalizing changes in qualifying conditions or increases in benefits, the amendment shall only be applicable to a former teacher who returns to work and is reinstated as a regular contributor for a period of time that provides one full school year of pension service credit.

A motion was made by Ms. Reilly, seconded by Mr. Ward, to adopt the proposed Bylaw change.

The motion passed by the following roll call vote:

Ayes: Mr. Carrero, Ms. Davis, Ms. Goff, Mr. Kotis, Ms. Nelson, Mr. O’Brill, Ms. Otero, Dr. Pilditch, Ms. Reilly, Mr. Ward, Ms. Williams-11.

Nays: None.

Abstentions: Ms. Rodriguez-1.

EXECUTIVE SESSION

A motion was made by Ms. Reilly, seconded by, Mr. Ward, and unanimously passed, to go into executive session for the purpose of considering personnel matters. The executive session lasted from 2:36 p.m. to 3:10 p.m.

Ms. Davis left the meeting during executive session.

A motion was made by Ms. Rodriguez, seconded by Ms. Otero, and unanimously passed, to return to open session.

Executive Director Contract Approved

A motion was made by Ms. Nelson, seconded by Mr. Kotis, that the Executive Director receive an additional 3% raise, a \$10,000 pensionable bonus, and to extend the term of his contract to April 2012, subject to final contract terms.

The motion passed by the following roll call vote:

Ayes: Ms. Williams, Ms. Rodriguez, Ms. Reilly, Dr. Pilditch, Ms. Otero, Mr. O’Brill, Ms. Nelson, Mr. Kotis, Ms. Goff, Mr. Carrero-10.

Nays: None.

Abstentions: Mr. Ward-1.

REPORT OF THE PRESIDENT

President O'Brill informed the Trustees of the investment manager meetings and the RTAC luncheon.

Mr. Ward left the meeting.

REPORT OF THE EXECUTIVE DIRECTOR

Disposition of Election Materials Approved

The Committee on Election reports that materials used for the 2007 election of trustees were carefully preserved for more than six months, that they were of no use for any future elections and not required evidence for proceedings in any court. Therefore, the 2007 election materials have been destroyed in accordance with the election policies and procedures.

A motion was made by Mr. Kotis, seconded by Ms. Reilly, and unanimously passed, to accept the disposition of the 2007 election materials.

REPORT OF THE ATTORNEY

George H. Eddings, Sr. v. Chicago Board of Education and CTPF Lawsuit

Mr. Joseph Burns of Jacobs, Burns, Orlove, Stanton and Hernandez informed the Trustees of the lawsuit received by Mr. George H. Eddings, Sr., a retired teacher, against the Chicago Board of Education and CTPF. Fund counsel will address.

Discussion of Presentation Regarding Myron Berger

The Trustees further discussed the presentation of attorneys representing Myron Berger, a retired teacher. Fund counsel will address and follow up with the Trustees.

Complaint Against CPS

Fund counsel informed the Trustees of the status of the complaint against CPS in regard to CPS providing CTPF with appropriate payroll data to calculate pensions. The draft complaint will be sent to CPS in early July.

OMNIBUS VOTE

On a motion by Ms. Reilly, seconded by Ms. Otero, and unanimously passed, the foregoing committee reports which were moved to the omnibus were approved.

UNFINISHED BUSINESS

Trustee Nelson's Educational Conferences

Ms. Nelson clarified for the record, that she has one left over educational conference from the previous year that she had used in September 2007. She indicated the first conference she used this year was the NCPERS conference. A second conference was the HFR conference held in Chicago although, she stated she paid for the sub with her personal business day and did not use Fund money, and used her own transportation. Therefore, she stated she has two conferences left to roll over to the next year. Ms. Nelson informed the Trustees her school is going on an E track and will resume classes on July 30, 2008. Discussion ensued.

Educational Conference Update by Trustees

Trustees Goff, Otero, Nelson, Rodriguez and Williams reported their attendance at the NCPERS conference in New Orleans, Louisiana. Trustee Reilly attended three local conferences, Illinois PERS, Adams Street Partners, and Walton Street. The Trustees indicated that the conferences were very informative and educational.

Pension Protection Act

Fund counsel informed the Trustees that all governmental plans will be required to go back to IRS for determination of tax exempt status. The filing deadline for CTPF is February 1, 2009.

NEW BUSINESS


Letter from Member

Mr. Huber received an email from a member who asked him to share with the Trustees for their review. The Trustees will further discuss at the July Board meeting. Fund counsel will assist in the process of deliberating and prepare a response.

ADJOURNMENT

On a motion by Ms. Otero, seconded by Mr. Kotis, and by unanimous vote, the meeting adjourned at 3:43 p.m.

Respectfully submitted,



Nancy Williams
Recording Secretary

REPORT OF THE PROCEEDINGS
OF THE
Board of Trustees
OF THE
**Public School Teachers' Pension and
Retirement Fund of Chicago**

Executive Session – Official Report
Tuesday, June 17, 2008

An executive session of the Board of Trustees of the Public School Teachers' Pension and Retirement Fund of Chicago was held on June 17, 2008.

The President, Mr. John F. O'Brill, called the meeting to order at 2:36 p.m. with the following members present: Mr. Carrero, Ms. Davis, Ms. Goff, Mr. Kotis, Ms. Nelson, Ms. Otero, Dr. Pilditch, Ms. Reilly, Ms. Rodriguez, Mr. Ward, Ms. Williams-12.


Members absent: None.

Also in attendance were Mr. Kevin B. Huber (*Executive Director*), Ms. Patricia Hambrick (*Chief Operating Officer*), and Mr. Joseph Burns of Jacobs, Burns, Orlove, Stanton and Hernandez (*Legal Counsel*).

Discussion ensued for the consideration of personnel matters. No action was taken.

There being no further business, the executive session was adjourned at 3:10 p.m.

Respectfully submitted,



Nancy Williams
Recording Secretary

EXHIBIT A**Investment Committee Informal Meeting****Recommendations/Actions****May 12, 2008**

Attendees: CTPF Trustees: President John F. O’Brill, Alberto A. Carrero, Jr., Linda S. Goff, Walter E. Pilditch, and James F. Ward; Staff and Consultants: Kevin Huber of CTPF and Pat Silvestri of Mercer.

At the June 20, 2006 Board meeting, Trustees were encouraged to attend Management and Mercer’s “first Friday” of every month meetings with investment managers and service providers. These meetings provide access to ANY investment service provider that would like to meet with management and Mercer and have a product that is potentially beneficial to the Fund. The attendees met with the following investment service providers on May 12, 2008:

- 10:15 Robeco Investment Management – Investment manager that invests in corporations that focus on continuously changing economic, social, and environmental factors that have a meaningful impact on corporate performance. Global trends give rise to opportunities.
- 11:00 FIS Group – Fund of Fund manager that looks to invest in underlying funds that focus on carbons (emissions), clean technology, and water. They will invest in 10-25 underlying funds.
- 11:45 21st Century Group, LLC – This is a small cap buyout firm that focuses on manufacturing, value added distribution, service, and media companies with between \$15-\$150M in revenues. They buy a majority ownership in these companies and then (1) focus on operating improvements, (2) working on the professional growth of management, and (3) determining the appropriate exit strategy.

The attendees listened to the respective presentations and asked questions of each service provider.

EXHIBIT B**Investment Committee Informal Meeting****Recommendations/Actions****June 6, 2008**

Attendees: CTPF Trustees: President John F. O’Brill, Walter E. Pilditch, and Mary Sharon Reilly; Staff and Consultants: Kevin Huber, Robert Talaga, and DeAnna Ingram of CTPF, and Kristin Finney-Cooke of Mercer.

At the June 20, 2006 Board meeting, Trustees were encouraged to attend Management and Mercer’s “first Friday” of every month meetings with investment managers and service providers. These meetings provide access to ANY investment service provider that would like to meet with management and Mercer and have a product that is potentially beneficial to the Fund. The attendees met with the following investment service providers on June 6, 2008:

- 9:30am **REMS Group**
Presenter(s): Candace Chapman, Director of Marketing.
 REIT manger with a Long-Only Portfolio, the product is an all cap value strategy that seeks to be over weight in bear markets and under-weight in bull markets. Long/short product is a 1/30/30 product where there’s a 30% short limit and a 30% leverage limit. Both products seek high yield ratios.
- 10:15am **Atlantic Investment Management**
Presenter(s): Ralph Cimmino, David McQuiad, Larry Domash and Michael Rosenbaum
 Credit arbitrage manager, presented a high yield bond arbitrage product (Sophos). Product’s strategy is to maximize capital by investing in companies with positive credit thereby minimizing products interest rate exposure. Helios product shorts companies with positive credit rating. Maintains an extensive in house/proprietary database of bonds, partly owned by Ronin Capital in NY.
- 11:00am **TCW**
Presenter(s): Claudia Schloss & Louis Lucido
 Presented the Credit Opportunistic Product. \$3B offering size, 5 year term and 3 year commitment. Portfolio consists of mortgage base securities, fixed income receivables, where there’s a 30% short limit and a 30% leverage limit. High yield ratios are sought with this product.
- 11:45am **Last Atlantis Capital Management**
Presenter Marty Allamian
 Presented a multi-strategy, multi-share class alternative product. Manager utilizes heavy due diligence and internal proprietary database to source equity, fixed income, commodities, currencies and other derivatives that are being sold at a discount due to market defects.

12:30pm

Fortress Investment GroupPresenter: Todd Ladda

Firm has three products; Hedge Fund, Private Equity and investment through its "Castle" vessel. Presentation focused primarily on the hedge fund product, this product invests in loan origination companies (direct investment), fortress funds and other managers (fund of funds product). They also invest in interest rates, currencies and commodities.

1:15pm

Analytic Investors, LLCPresenter: Katie Koehler & Steve Sapra

Presented their core equity product, which is a 1/30/30 strategy. This is a quantitative fundamental manages. Portfolio is typically 20-30% short, in order to maximize returns; this product also attempts to remain sector neutral, by focusing on trends.

The attendees listened to the respective presentations and asked questions of each service provider.

EXHIBIT C**Investment Committee Meeting****Recommendations/Actions****June 10, 2008, 3:36 p.m. – 5:28 p.m.**

Attendees: Trustees: Board President and Committee Chairman Mr. John F. O’Brill, Mr. Alberto A. Carrero, Jr., Mr. Chris Kotis, Ms. Lois Nelson, Ms. Reina Otero, Ms. Mary Sharon Reilly, Mr. James F. Ward-7.

Staff and Consultants: Mr. Kevin Huber, Executive Director, Mr. Joseph Burns of Jacobs, Burns, Orlove, Stanton & Hernandez, Ms. Kristin Finney-Cooke and Mr. Patrick Silvestri of Mercer Investment Consulting.

Routine Due Diligence Presentations

Representatives from Lynmar Capital, Holland Capital large cap growth managers, ICV Partners a private equity manager, and Rhumblin Advisors an index fund manager made routine due diligence presentations in accordance with the Fund’s investment policy. The managers addressed questions raised by the Committee.

Following the presentations, Mercer addressed questions raised by the Committee. Mercer informed the Committee the review of the Hedge Fund candidates will be discussed at the June 17, 2008 Board of Trustees’ Meeting.

Recommendations/Actions

Mercer will send Lynmar Capital and ICV Capital Partners a copy of the updated investment guidelines.

Mercer recommended performing a routine due diligence every 2 years for Rhumblin an index fund manager, along with all other index fund managers.

Large Cap Growth Watch List Presentation

As part of their presentation, representatives from Holland Capital addressed issues of organizational changes and underperformance in accordance with the Fund’s watch list procedures. They informed the Committee they have performed well in the fourth quarter of 2007 through April of 2008 by either beating the benchmark or performing inline with the market.

Recommendations/Actions

Mercer indicated they would not recommend termination of Holland Capital. Mercer will provide the Committee with a full analysis of Holland Capital since they were placed on the watch list.

Adjournment

On a motion by Ms. Otero, seconded by Ms. Reilly, and by unanimous vote, the meeting adjourned at 5:28 p.m.

EXHIBIT D**Personnel and Service Providers Committee Meeting****Recommendations/Actions****June 3, 2008, 3:45 p.m. – 5:30 p.m.**

Attendees: Trustees – Board Vice President and Committee Chairperson Ms. Lois Nelson, Mr. Alberto A. Carrero, Jr., Mr. John F. O’Brill, Ms. Reina Otero, Ms. Mary Sharon Reilly, Mr. James F. Ward, Ms. Nancy Williams-7.

Staff and Consultants: Mr. Kevin Huber, Executive Director, Ms. Patricia Hambrick, Chief Operating Officer, Ms. Kristen Jurich, Human Resources Administrator, and Mr. Joseph Burns of Jacobs, Burns, Orlove, Stanton & Hernandez.

Executive Director Performance Evaluation

The Human Resources Administrator distributed to the committee for their review the revised Executive Director evaluation timeline, compilation of scores, comments, goals, and contract requests. The committee briefly discussed matters that occurred during the past year.

Recommendations/Actions

The committee will address the Executive Director’s personal items at the June 17, 2008 Regular Board of Trustees’ Board meeting in closed session.

The committee asked staff to investigate if there is a policy regarding staff and personal phone calls.

Service Providers Proposed Contracts for Fiscal 2009

The committee reviewed the proposed contracts of service providers whose terms expire on June 30, 2008.

Recommendations/Actions

The committee discussed the Trustees’ previous decision to send out an RFP for an auditor. The finalists will be brought to the full Board for their review. The committee recommended a three year term, once an auditor is selected.

The committee recommended retention of Anselmo & Associates for a one year term at a 5% increase, retention of E.M. Barnes & Associates for a one year term at a 5% increase, and to invite the lobbyists to a Personnel & Service Providers committee meeting after the Regular June Board of Trustees’ meeting to provide the committee with accountability and their accomplishments.

The committee recommended retention of Goldstein & Associates for a one year term at the proposed annual retainer of \$46,000.

The committee recommended retention of Jacobs, Burns, Orlove, Stanton & Hernandez for a one year term at the proposed hourly rate of \$210.

The committee recommended retention of The Townsend Group for a one year term at the proposed annual retainer of \$160,000.

Personnel Requests for Fiscal 2009

The committee discussed the proposed Health Benefits Manager position. The committee also discussed The Segal Company contract that expires June 30, 2009. Staff addressed questions raised by the committee. The committee further discussed additional proposed positions.

Recommendations/Actions

Fund counsel will investigate the specifics in The Segal Company contract. The committee recommended inviting The Segal Company to a Claims & Services committee meeting to further clarify specifics in their contract. Staff will email the Trustees the job description of the proposed Benefits Manager and invite the Benefits Manager from the Cook County Retirement Fund to the committee meeting to provide further information.

The committee recommended the proposed new positions as presented for an Operations Analyst, Insurance Processor, and an IT Developer.

Employee Assistance Program

Ms. Kristen Jurich, Human Resources Administrator informed the Trustees that the Fund's Employees Assistance Program by Work Place Solutions was presented to the staff. The program is effective May 1, 2008. A draft copy of the policy was distributed to the committee for their review. Ms. Jurich addressed questions raised by the Trustees.

Recommendations/Actions

The committee recommended to accept and include the policy in the Fund's personnel policy.

New Business

Mr. Kevin Huber informed the Trustees of a candidate for the internal auditor position.

Recommendations/Actions

The committee recommended inviting the candidate for internal auditor to a future Personnel & Service Providers committee meeting.

Staff will email the Trustees the resume of the internal auditor candidate.

Adjournment

On a motion by Ms. Otero, seconded by Ms. Reilly, and by unanimous vote, the meeting adjourned at 5:30 p.m.

EXHIBIT E**Finance and Audit Committee Meeting****Recommendations/Actions****June 5, 2008, 3:39 p.m. – 5:05 p.m.**

Attendees: Trustees – Committee Chairperson Ms. Reina Otero, Mr. Alberto A. Carrero, Jr., Ms. Linda S. Goff, Ms. Lois Nelson, Mr. John F. O’Brill, Mr. James F. Ward—6.

Staff: Mr. Kevin Huber, Executive Director, and Ms. Patricia Hambrick, Chief Operating Officer.

Proposed 2009 Budget

The committee reviewed the proposed 2009 Budget. Staff addressed specific concerns of the committee related to Systems Consulting, Long-term IT Plan, and Tuition, Training and Education. The committee asked staff to provide a more in depth analysis of these items.

The committee also asked staff to provide an Administrative Cost Analysis per member, and to present additional resumes for the Internal Auditor position.

Recommendations/Actions

The committee will present the proposed 2009 Budget at the June 17, 2008 Board of Trustees meeting for consideration by the full Board.

Adjournment

On a motion by Ms. Nelson, seconded by Mr. Ward, and by unanimous vote, the meeting was adjourned at 5:05 p.m.