

PROCEEDINGS
OF THE
Board of Trustees
OF THE
**Public School Teachers' Pension and
Retirement Fund of Chicago**

VOL. XLVI

July 21, 2011 to June 21, 2012

Board of Trustees

History of Membership

July 21, 2011 to June 21, 2012

- LOIS W. ASHFORD November 17, 2009 to June 21, 2012
Vice President November 17, 2011 to June 21, 2012
- JEFFERY BLACKWELL November 23, 2010 to June 21, 2012
Chairperson, Committee on
Claims and Service Credits..... November 17, 2011 to June 21, 2012
- ALBERTO A. CARRERO, JR. November 19, 2002 to June 9, 2011
- PEGGY A. DAVIS..... November 21, 2006 to June 9, 2011
- JEANNE MARIE FREED November 23, 2010 to June 21, 2012
- CHRIS N. KOTIS..... November 20, 2007 to June 21, 2012
- JOHN F. O’BRILL..... November 21, 1995 to November 20, 2001
..... and November 29, 2005 to November 17, 2011
President November 29, 2005 to November 17, 2011
Chairperson, Committee on Investments January 19, 2006 to November 17, 2011
- TINA PADILLA November 17, 2011 to June 21, 2012
Financial Secretary November 17, 2011 to June 21, 2012
Chairperson, Committee on
Finance and Audit November 17, 2011 to June 21, 2012
- WALTER E. PILDITCH November 21, 1995 to November 20, 2001
..... and January 15, 2004 to June 21, 2012
Financial Secretary November 23, 2010 to November 17, 2011
Chairperson, Committee on Finance and Audit . November 23, 2010 to November 17, 2011
Chairperson, Committee on
Claims and Service Credits..... November 17, 2009 to November 17, 2011
- JAY C. REHAK November 17, 2009 to June 21, 2012
President November 17, 2011 to June 21, 2012

MARY SHARON REILLY November 19, 1991 to September 17, 2002
 and November 20, 2007 to June 21, 2012
 Recording Secretary November 23, 2010 to November 17, 2011
 Chairperson, Committee on
 Pension Law and Rules. November 20, 2007 to November 17, 2011

MARIA J. RODRIGUEZ November 16, 1999 to August 18, 2011
 Vice President November 23, 2010 to August 18, 2011

RODRIGO A. SIERRA June 9, 2011 to June 21, 2012

JAMES F. WARD November 25, 1997 to June 21, 2012
 Recording Secretary November 17, 2011 to June 21, 2012
 Chairperson, Committee on Investments November 17, 2011 to June 21, 2012

RAYMOND WOHL. November 17, 2011 to June 21, 2012
 Chairperson, Committee on
 Pension Law and Rules. November 17, 2011 to June 21, 2012

ANDREA L. ZOPP June 9, 2011 to June 21, 2012

Index to Volume XLVI

July 21, 2011 to June 21, 2012

Accounting Manager/Controller

Shelby, Sandra, present at Finance and Audit Committee meetings 42, 591, 824

Actuarial Service

Actuarial services presentations by Gabriel, Roeder and Smith, Segal Consultants, Buck
Consultants, and Foster and Foster 812

Actuarial valuation

Presented, for GASB Statement No. 43 as of June 30, 2011 374

Summary as of June 30, 2011 359

Goldstein and Associates

Present at Board meetings 358, 372

Present at Trustee Education Workshop 475

Report of 55, 359, 374

SB 512 funding projections 55

Segal Consultants hired 812

Ad Hoc Election Committee

Educating pension fund representative discussion 739

Meeting report presentation to be deferred to next full Board meeting 817

Meeting report presented 739

Proposed pilot program questions and discussion 739, 817

Report of committee 739, 817

Report of meeting held 4/30/2012 755

Attorney. *See* Legal Counsel

Auditors

Independent auditor, KPMG

Annual audit presentation 633

Report of 36, 633

Internal auditor, Jurinek, Robert

Present at executive sessions 302, 355, 371, 671

Present at Finance and Audit Committee meetings 42, 369, 591, 824

Report commended 253

Board of Trustees. *See also* Trustee Elections

2012 meeting schedule 351

Class action claims filing process discussion 361

Committee appointed to evaluate potential Trustee candidates 820

Early Bird Retirement meetings hosted by CTPF report 352, 364

Education Workshop, Fiduciary, Legislative, Actuarial and Investment presentations 475

Illinois Senate Hearings attendance 361

Kotis, Chris, Trustee, omitted statements will be included in minutes 597

Rodriguez, Maria, Trustee

Position clarification 3

Position considered vacant 52

Trustee Travel Policy inquiry 480

Trustee vacancy

Discussion 3, 819

Policy 52, 465, 759

Trustees change vote in previous motion declaring a Trustee vacancy 40

Wohl, Raymond, Trustee, commented on reporting of the due diligence
Investment Committee Meeting Report 373

Business, new	40, 252, 253, 465
Background investigations for prospective and incumbent employees	252
Communications update	40
Reilly, Mary Sharon, Trustee; request permission to continue consulting with BCBS	253
Trustee Vacancy Policy	465
Trustees change vote in previous motion regarding declaring a Trustee vacancy	40
Vice President election	112
Business, unfinished	741, 819
Potential Trustee vacancy discussed	819
“Takeaway remarks,” NCPERS Conference, Trustee comments	741
Chief Financial Officer	
Hambrick, Patricia A.	
Present at board meetings	1, 50, 259, 309, 358, 476
Present at executive sessions	41, 307, 524
Present at Finance and Audit Committee meeting	42
Claims and Service Credits Committee	
Application for pensions	11, 76, 135, 275, 329, 426, 504, 563, 633, 707, 788
Health insurance analysis presented	329
Report of committee	11, 76, 135, 275, 329, 426, 504, 563, 633, 707, 788
Communications	
Board of Education certifying Trustee Appointment report	2, 311
Election Coordinator regarding Teacher Trustee Election and Pensioner Trustee report	310
Illinois Freedom of Information Act requests	2, 53, 117, 260, 311, 359, 373, 477, 596, 677, 758
Robinson, Diane, member; correspondence regarding pension calculation	597
Chicago Public Schools	
Executive Director directed to engage CPS in discussion regarding required contributions	40
Payroll update	36, 54
Death benefits	
Combined death benefit	235, 283
Refund of contributions	16, 93, 235, 281, 337, 439, 512, 571, 649, 718, 797
Single payment of death benefit	14, 91, 233, 280, 335, 435, 510, 569, 646, 716, 795
Executive Director	
Actuarial funding projections presented	740
Actuary RFP update	667, 741
Board meeting of December 8, 2011 discussion	352
CFO search update	668, 741
CFO/COO search update	818
CTPF security system	300
Direct Townsend Group to review management fee for permanently impaired assets regarding Walton Street Partners	670
Directed to resolve employer receivables	819
Duty disability application clarification	741
Election materials disposed	39, 818
Election timeline presented	251
Employer remittance guidelines	667
Presented and Trustees deferred consideration	740
Financial Recovery Technologies	
Presentation and motion to hire	262
Rescind motion approved to hire	376
To be invited to present	251
Update	317, 376
Franklin Templeton declined allocation to CityView	365
G8/NATO Summits 2012; potential risks involving protests	480
Huber, Kevin	

Present at Board meetings	1, 50, 116, 259, 309, 358, 372, 476, 530, 596, 676, 757
Present at executive sessions	41, 254, 302, 307, 355, 366, 371, 467, 523, 524, 588, 671, 744, 821
Present at Finance and Audit Committee meetings	42, 369, 591, 824
Present at Investment Committee meetings	46, 48, 113, 114, 255, 257, 303, 305, 350, 468, 469, 471, 525, 742, 745
Present at Pension Law and Rules Committee meetings	306, 367, 472, 527, 674, 747, 826
Present at Trustee Education Workshop	475
Information technology	
Presentation; Tier II & Day for Day Proposals	363
Recommendations	353
Senior Developer open position	585
Investment Committee meeting schedule change	110
Legislative update	353
Lighting system upgrade	365
Medco prescription drug coverage	353
NATO Summit	670
Office space inquiry	818
Open Meetings Act clarification	353
Pay Period 13 lawsuit update	39
Report of	39, 110, 251, 299, 352, 363, 480, 585, 667, 740, 818
Continued	300, 365, 741
Retirees as of June 30, 2012 update	818
SB 512 and HB 3827 updates	299
SB 512, HB 3813, and HB 3815 updates	353
Sick/Vacation day policy; discussion deferred	480
Statement of Economic Interest deadline	667

Finance and Audit Committee

2013 Budget	
Approval deferred	812
Questions addressed	730
Administrative expenses presented and recommended approved	8, 101, 243, 291, 343, 450, 482, 578, 658, 731, 807
Executive Director evaluation	
Date extended	364
Presented	481
Update	449
Internal auditor salary increase granted	449
Legislative lobbyist discussion; negotiation update	7
Meeting reports presented	7, 364, 578, 807
Meeting scheduled	481, 730
Meeting update	658
Meetings; recommendations/actions	
2012 proposed Budget presentation	43
2013 Budget timeline; proposed draft review	591
2013 proposed Budget presentation	824
Action: 2010-2011 Budget copy request	370
Action: 2012 Budget be printed in numerical order request	370
Action: more clarification needed on consultant and service providers contracts	369
Action: scheduled meeting to review 2013 Budget	591
Actuary RFP update	825
Background investigations update	825
Bello, Bukola; public participation	42
Business, new; amendment to Bylaws and Rules recommendation	44
Business, new; full Board meeting date of March 15, 2012	592
Business, unfinished; IPPFA Conference recommendation	44
Business, unfinished; IT recommendation discussion	369
Employee fraud reporting hotline update	825
Executive Director and Internal Auditor evaluations discussion	369
Internal Auditor report discussion	591
Legislative lobbyist discussion and recommendation	44
Meeting adjournment	370, 592, 825

Office reorganization, fees/costs, IT upgrades, and staff salary questions and discussion . . .	824
Pyster, Louis; public participation	42
Recommendation: 2013 Budget to full Board excluding line item 40	825
Recommendation: Huber, Kevin, Executive Director, to provide self evaluation	369
Recommendation: implementation of segregation of duties	591
Recommendation: IT Department address top death benefit Pension Gold errors	591
Recommendation: IT Department reports quarterly on progress and value	592
Recommendation: Jurinek, Robert, Internal Auditor, to provide personal goals matrix	369
Trustee election electronic voting pilot program questions addressed	824
Rehak, Jay C., Trustee; statement for the record and request	10
Report of committee	7, 101, 243, 291, 343, 364, 449, 481, 578, 658, 730, 807

Financial Secretary

Financial Statement	106, 247, 295, 347, 460, 518, 582, 663, 735, 812
Report of	106, 247, 295, 347, 460, 518, 582, 663, 735, 812
Responsibility clarification	521

Health Insurance (Benefits) Manager

2012 health insurance renewals	109
Cavallaro, Mary	
Present at executive session	467
Present at Finance and Audit Committee meeting	824
Report of	109, 562
Sub committee appointed	562
Trustee education on Health Benefits Program	562

Information Technology Manager

Morel, Eric	
Present at Finance and Audit Committee meeting	824
Present at Pension Law and Rules Sub Committee meeting	306

Investment Advisor. *See Investment Consultant*

Investment and Real Estate Companies (discussions of and presentations by)

Actis	822
Adams Street Partners	360, 478, 535
Adelante Capital Managers	54, 316, 375, 478, 679
Advisory Research	823
Allianz Global Investors	304
Altrius Investment Manager	590
Anchor Investment Partners LLC	469
Appomattox Advisory	745
Ariel Investments	316, 679
Aristeia Capital	258
Arsenal Real Estate	47
Ascendance Partners	672
AXA Real Estate Investment Managers	303
Babson Capital	357
Bell Partners	823
Bennett Lawrence Management	590
Berkeley Capital Partners - Industry Capital	257
Camden Asset Management	258
Capri Capital Partners	114
CastleArk Management	303
CB Richard Ellis	471
Cebile Capital LLP-Tiberius	525
Chicago Equity Partners	525
CIM Group	47
CityView Southwest Multi Family Partners	6, 48, 115, 315, 365, 375, 534, 596, 597, 598, 678
Colony Realty Partners	303
Corporate Development Capital	356
Credo Capital Management	255

Dalton Greiner	356
Developing World Markets	356
DGAM	468
Dimensional Fund Advisors (DFA)	54, 679
Driehaus International Discovery Strategy	746
Duff & Phelps-Virtus Investments	46
DuPont Capital Management	680, 760, 761
DV Urban	311, 373, 477
Earnest Partners	257, 599, 680, 760, 761
Echo Pointe Investment Management	357
ElmTree Net Lease Funds	822
Emys Capital	357
Fairpointe Capital	304
FFTW Funds	257
Fortress	263, 311, 359
Four Winds Capital Management	590
FP Partners-Eagle Macro Program	589
Franklin Templeton	263, 311, 315, 359, 365
Fremont Realty Capital	471
Garcia Hamilton	317
GFG Asset Management, LLC	470
Graham & Dodd LLC	526
Greystar Equity Partners VII	6, 48, 314, 315, 375
HarbourVest Partners	360, 742
Harris Investment Management	316, 478, 679
Harvest MLP Funds	46
Hispania Partners	742
HSBC Global Asset Management	257
Hudson Realty Capital	263, 311, 359
ICV Capital Partners	360, 742
Insights	113
Intercontinental Real Estate Corporation	471
JP Morgan	114, 471, 532, 533, 534, 681
Kenmar	113
Kennedy Wilson	672
Larch Lane	746
LaSalle	114, 532
Lazard Asset Management	599
Leading Edge	316, 478, 599, 679
Leumas Capital Partners	672
Lincoln	375
LM Capital Group	255
Lombardia Capital Partners	316, 478, 679
Loop Capital	681, 823
Loop/JP Morgan Emerging Manager Fund	681
Macquarie Infrastructure	471
Madison Realty Capital	303
Madison Square Investors	468
Matarin Capital Management	822
Mesirow Financial	360, 478
MGPA	672
Millennium Management	469
ML/Blackstone	54
Moonstone Asset Management	113
Morgan Stanley	46, 375, 471, 534, 599
Muller and Monroe Asset Management	360, 478
Neuberger Berman	470
New Amsterdam Partners	54, 316
Northern Trust	119, 311, 317, 361, 376
Oak Street Real Estate Capital	673

Palladium Equity Partners	360, 598, 742
Pantheon Ventures	360, 598, 742
Parasol Investment Management	468
Performance Trust Management	469
Pharo Macro Fund, Ltd.	745
Pharos Capital Group	360, 742
Piedmont	54, 316, 478, 679
Pluscios Management	317
Preserver Partners	589
Prima Capital Partners	590
Prosper Marketplace Inc.	746
Prudential Real Estate Investors (PRISA)	532
Pugh Capital Management	317
Quantitative Management Associates	680, 760
Rare Infrastructure	356
Realterm Global	672
REEF	54
Rhumblin	316
Schultze Asset Management	822
Seidel and Shaw	113
Silva Capital Management	525
SKBA Capital Management	303
Smith Wiley & Company	823
Syncom Venture Partners	742
Taplin, Canida & Habacht	54, 255, 316, 478, 679
Telsey Advisory Group (TAG)	673
Terra Academy	46
Thornburg Investment Management	257
Timberland Investment Resources	303
Tortoise Capital Advisers	589
UBS	114, 532
UCM Partners	258
Urban America	471
Urdang	375
Victory Capital Management	745
Walton Street	670
Washington Capital Management	356
Waterfall Asset Management	113
Wellington Management Advisors	469
Wells Capital Management	680, 760
Western Asset Management	54, 118, 316, 478, 526
William Blair & Company	599
Williams Capital Management	468

Investment Committee. *See also* Motions and resolutions

2012 meeting schedule	352
Committee recommendations/actions during Investment Committee meetings	
Business, new; CTPF communications	743
Business, new; eligibility of Board member to serve as Trustee inquiry	49
Business, new; investigate proxy voting cost	743
Business, new; Trustee vacancy	114
Callan Associates addressed questions	255
Meeting adjournment	49, 114, 256, 305
Mid Cap and Fixed Income Managers due diligence presentations	255
Private Equity due diligence presentations	742
Pyster, Louis; public participation	255, 305
Real Estate Investment Consultant	
Due diligence presentations	114, 305

Quarterly performance review	49
Report	48, 114, 305
Value-added multifamily real estate search	48
Real estate managers due diligence presentations	471
Recommendation: managers provide an EEOC chart and show change from prior year	305
Recommendation: Reilly, Sharon; approved to attend conference	256
Recommendation: Sierra, Rodrigo; approved to attend conference	256
Request for additional due diligence and plan on staffing needs	742
Riley, Stephen; public participation	114
Meeting reports of Committee presented	22, 55, 119, 263, 376, 681
Meeting reports of First Friday	
Meeting presented	22, 55, 119, 263, 317, 376, 485, 535, 600, 681, 762
Meeting schedule change	110
Report of committee	22, 55, 119, 263, 485, 535, 600, 681, 762
Reports recommended recorded in proceedings	
Asset allocation detail graph (new allocation)	27, 60, 128, 268, 322
Asset allocation detail summary (list)	24, 57, 121, 265, 319
Asset allocation summary	
chart by asset class	23, 56, 120, 264, 318, 377, 404, 486, 536, 601, 682, 763
Asset allocation summary chart; total fund versus benchmark	383, 410
Domestic equity net of fees performance	29, 62
Domestic equity performance	384, 411, 492, 544, 609, 690, 771
Fixed income net of fees performance	31, 64
Fixed income performance	391, 418, 495, 551, 616, 697, 778
Hedge fund of funds net of fees performance	33, 66
Hedge fund performance	393, 421, 497, 554, 619, 699, 780
Illinois based investment managers	503, 561, 626, 706, 787
Infrastructure managers graph	73, 403, 632
Infrastructure managers list	72, 403, 632
Infrastructure performance	392, 420, 496, 553, 618, 696, 777
International equity net of fees performance	30, 63
International equity performance	390, 417, 494, 549, 614, 694, 775
Investment Manager by Asset Class	378, 405
Market values by manager	487, 537, 602, 683, 764
MWDDBE Allocation vs. Target	35, 75, 134, 274, 328, 397, 425, 502, 560, 625, 705, 786
MWDDBE investment manager usage	34, 74, 133, 272, 326, 395, 423, 499, 556, 621, 701, 782
Private equity managers Adams Street Funds graph	70, 401, 630
Private equity managers graph	71, 402, 631
Private equity managers list	69, 400, 629
Real estate managers graph	68, 399, 628
Real estate managers list	67, 398, 627
REITs net of fees performance	32, 65
REITs performance	394, 422, 498, 555, 620, 700, 781
Total fund net of fees performance	28, 61, 129, 269, 323
Total fund performance	491, 543, 608, 689, 770

**Investment Consultant. See also Investment Committee; Investment Department;
Real Estate Investment Consultant**

Callan Associates	
Present at Board meetings	1, 50, 116, 259, 309, 358, 372, 476, 530, 596, 676, 757
Present at Investment	
Committee meetings	113, 255, 257, 356, 468, 469, 525, 589, 742, 745, 822
Present at Trustee Education Workshop	475
Due diligence presentations	118, 478, 599, 679
Emerging investment manager graduation policy	681
Emerging markets	
Equity search memo	478
Finalists review	761

Presentations by finalists	760
RFP process and finalists overview	760
RFP process and semifinalists discussion	680
Franklin Templeton declined allocation to CityView	365
Loop/JP Morgan Emerging Manager Fund proposal	681
Manager structure review	
Domestic equity	6
Domestic small cap and international equity	261
Fixed income	118
MWDBE 2011 brokerage report	599
Northern Trust	
Invited to make presentation	317
Presentation on securities class action claims process	361
Private equity	
Commitment continuation	534
Commitment Pacing Study	360
Commitment scenarios	479
Fund raising update	681
Performance report	6, 119, 375, 598, 760
Proxy voting update	680
Quarterly report review	54, 316, 478, 679
Report of	54, 118, 261, 314, 360, 374, 478, 532, 598, 679, 760
Watch list	54, 316, 478, 679

Investment Department

Heredia-Lopez, Carmen, Director of Investments	
Present at executive sessions	41, 744
Present at Investment Committee meetings	46, 48, 113, 114, 255, 257, 303, 350, 468, 469, 471, 525, 589, 672, 742, 822

Legal Counsel

Baker & McKenzie; present at executive session	524
Bylaws and Rules amendment; Article X. Trustee Education	669
Jacobs, Burns, Orlove, & Hernandez	
Present at Ad Hoc Committee on Elections meeting	755
Present at Board meetings	1, 50, 116, 259, 309, 358, 372, 476, 530, 596, 676, 757
Present at executive sessions	41, 254, 302, 307, 355, 366, 371, 467, 523, 524, 588, 671, 744, 821
Present at Finance and Audit Committee meetings	42, 369, 591, 824
Present at Investment Committee meetings	48, 114, 255, 305, 471, 742
Present at Pension Law and Rules Committee meetings	306, 367, 472, 527, 674, 747, 826
Present at Trustee Education Workshop	475
Lawsuit against CPS for underfunding of contributions update and discussion	111
New legislation summary	668
Continued	669
Pay period 13 lawsuit update	111
Re-employment of retired teachers	111, 251
Subcommittee for hearings formed	251
Report of	110, 251, 668
Special Legal Counsel	
Josephson, Avi; present at executive session	588
Robinson, Mary; present at executive session	523

Legislative lobbyists

Anselmo and Associates	
Present at Board meetings	358, 372, 476, 530
Present at Trustee Education Workshop	475

Cross, Tom, House Minority Leader; will meet with to discuss SB 512 and pension reform . . .	354
Fact sheets/education material distribution discussed	587, 754
HB 3813, and HB 3815 information provided	353, 367
HB 3827 information provided	299, 367
HB 4246	752, 827
HB 4513 update	666
HB 5334 and SB 3632 update provided	587
HB 5520 and HB 5232 information provided	586
HB 5934	752
House and senate bill numbers and sponsors list; priority of and discussions	593
Legislative update	353, 362, 666
Mayor's plan review	752
Pension Advocacy Group and Vision MAI LLC negotiation update	7
Pension reform and proposals update	587
Report of	299, 586
SB 3597 update	594, 827
SB 3597, SB 3598 and SB 3628 information provided	586
SB 3742 update provided	587
SB 512 information provided	299, 353, 367
Vision MAI	
Bello, Bukola; public participation presentation	42
Present at Board meetings	372, 476, 530, 596, 757
Present at Trustee Education Workshop	475

Meetings

Ad Hoc Committee on Elections	
4/30/2012	755
Executive sessions of Finance and Audit Committee; minutes for release - official reports	
Litigation matters	744
Personnel matters	371
Executive sessions of full Board; minutes for release - official reports	
April 15, 2008 meeting minutes; Eddings, George, retroactive pension determination	307
Internal Auditor's Report discussion	254
Litigation and personnel matters	355, 366, 467, 821
Litigation matters	41, 524, 588, 671
Personnel and investment matters	302
Personnel matters	523
Finance and Audit Committee	
06/23/2011	42
12/05/2011	369
03/07/2012	591
06/05/2012	824
Investment Committee	
07/14/2011	48
08/11/2011	114
09/08/2011	255
10/13/2011	305
01/10/2012	471
04/26/2012	742
Informal meetings (First Friday)	
07/08/2011	46
08/05/2011	113
09/09/2011	257
10/07/2011	303
10/28/2011	356
12/02/2011	468
01/06/2012	469
02/03/2012	525
03/02/2012	589
04/05/2012	672

05/04/2012.....	745
06/01/2012.....	822
Pension Law and Rules Committee	
12/01/2011.....	367
01/12/2012.....	472
02/03/2012.....	527
03/23/2012.....	674
04/20/2012.....	747
05/11/2012.....	752
06/14/2012.....	826
Pension Law and Rules Sub Committee	
10/04/2011.....	306
Public participation	
Presentation by Bello, Bukola.....	42
Presentation by Berry, Clarice.....	758
Presentation by Bloom, Frank.....	596
Presentation by Butterfield, John.....	677
Presentation by Huynh, Hoi.....	117, 758
Presentation by Massie-Peterson, Teresa.....	310
Presentation by Otero, Edna.....	51
Presentation by Pyster, Louis N.....	2, 42, 52, 255, 260, 305, 310, 477, 531, 596, 677
Presentation by Reilly, John.....	117
Presentation by Riley, Stephen.....	51, 114
Presentation by Saucedo, Maria G.....	260
Presentation by Schmidt, George N.....	2, 51
Presentation by White, Lee.....	51
Presentation by Wohl, Raymond.....	117, 260
Regular	
07/21/2011.....	1
08/18/2011.....	50
09/15/2011.....	116
10/20/2011.....	259
11/17/2011.....	309
01/19/2012.....	372
02/16/2012.....	476
03/15/2012.....	530
04/12/2012.....	595
05/17/2012.....	676
06/21/2012.....	757
Special	
12/08/2011.....	358
Trustee Education Workshop	
12/12/2011.....	475

Motions and resolutions

Omnibus	
Report of the Committee on Claims and Service Credits moved to omnibus.....	22, 101, 242, 290, 449, 578, 658, 730
Report of the Committee on Finance and Audit moved to omnibus.....	10, 105, 246, 295, 459, 485, 582, 662, 734
Sections b and d, only, moved to omnibus.....	812
Report of the Committee on Investments moved to omnibus.....	36, 76, 119, 135, 275, 425, 503, 562, 633, 707, 788
Report of the Committee on Pension Law and Rules moved to omnibus.....	250, 666, 817
Report of the Financial Secretary moved to omnibus.....	109, 250, 298, 463, 521, 585, 816
Reports approved.....	38, 110, 251, 299, 365, 521, 585, 666, 740, 818
Proposed and failed	
<i>Ad Hoc</i> Election Committee report approval to be deferred.....	739
Executive Director contract extension; defer consideration.....	531

Invest \$50M to Earnest Partners and \$150M to Dupont in emerging market mandate; divide motion into two separate issues	761
Pilditch, Walter E., nominated and was not elected for Financial Secretary	312, 313
Real Assets Pacing Study, recommendation on pages 31 and 32; defer approval	533
Rodriguez, Marie, Trustee; declare a vacancy effective July 1, 2011	4, 5
Rodriguez, Marie, Trustee; vacancy declaration, discussion to postpone indefinitely	4
Staff performance packet with exception	300
Table motion to approve 2012 Budget as presented to Finance and Audit Committee	43
Trustee Vacancy Policy adopted 1/19/2012 to be suspended	819
Watch list: Ariel to be added	316
Proposed and no vote/action taken	
Executive Director's employment contract to be extended	481
Private equity commitment scenario; adopt Scenario #1	479
Proposed and passed	
Actuarial consulting firm, Segal Consultants, hired	812
Actuarial Valuation report approved	365
Appeal for reinstatement by a previously terminated employee denied	480
Appeal No. 0112-01 to be denied	466
Auditor (independent), KPMG; report approved	36, 633
Auditor, Internal; report approved	253
Board meeting minutes	
Approved	5, 53, 118, 261, 314, 359, 477, 531, 677, 759
Approved as amended	373, 597
Release minutes through October 2011	314
Board meetings	
2012 meeting schedule accepted as amended	351
Change agenda	531
Meeting adjournment	40, 112, 253, 301, 354, 365, 466, 522, 587, 670, 741, 820
Bylaws amendment regarding Trustee Education approved	669
Claims and Service Credits Committee (passed by full Board)	
Reports accepted	351
CTPF enhanced security system expenditure approved	300
Elections and appointments	
<i>Ad Hoc</i> Election Committee report approved	739
Ashford, Lois W.; nominated and elected for Vice-President	312
Certify that election of Board of Trustee officer positions be voted as unanimous	313
Committee Chairpersons approved as recommended by President Rehak	314
Nominations closed for President, Vice-President, Financial Secretary, and Recording Secretary positions	312, 313
Padilla, Tina; nominated elected for Financial Secretary	312, 313
Rehak, Jay C.; nominated and elected for President	312
Ward, James F.; nominated and elected for Recording Secretary	313
Executive Director's employment contract to be extended; motion postponed	481
Executive sessions (regular and special Board meetings)	
Go into and return to	
open session	40, 252, 300, 354, 363, 364, 466, 479, 480, 562, 669, 670, 818
Finance and Audit Committee	
2012 Budget approval by Committee	43
2013 Budget as proposed excluding line item 40	825
Committee meeting executive session; go into and return to open session	369
Committee meeting minutes of June 23, 2011, amended	11
Executive Director evaluation date extended	364
Legislative Lobbyist, Pension Advocacy Group hired	7
Legislative Lobbyist, Vision MAI, LLC, hired	7
Meeting adjournment	45
Financial Recovery Technologies	
Hired	262
Hiring rescinded	276
Health insurance	

2012 renewal recommendations as presented	109
BCBS Supplement to Medicare Plan options	109
Information Technology Department open position; recruiter fee authorized	585
Information Technology memo dated November 17, 2011; option #2 approved	363
Investment Committee	
2012 meeting schedule accepted	352
Baker and McKenzie to take action to protect partnership of troubled investment	743
Committee meeting executive session; go into and return to open session	742, 743
Invite a third candidate as a finalist to select for the value-added real estate search	48
Meeting adjournment	49, 115, 471, 743
Meeting reports accepted	119, 329
Meeting schedule change	110
Recommendations for conference attendance by trustees approved	256
Investments (including Real Estate investments)	
Adams Street Partners to be allocated \$30M for private equity	535
Callan's revised domestic equity manager structure accepted	262
CityView to be hired and allocated \$15M	598
Domestic Equity Structure 2 of Callan's presentation adopted	6
Emerging markets equity search approved	478
Emerging markets finalists to be interviewed	680
Greystar Equity Partners VII allocation to be increased by \$10.5M	315
Greystar Equity Partners VII to be allocated \$25M	6
Invest \$50M to Earnest Partners and \$150M to Dupont in emerging market mandate	761
New Amsterdam's assets to be moved to Rhumblin 1000	316
NFI-ODCE adopted as Private Real Estate benchmark	315
Northern Trust's benchmark changed to BC Aggregate	119
Piedmont Investment Advisors; continue to monitor performance	679
Private equity commitment scenario; adopt Scenario #1; motion tabled	479
Real Assets Pacing Study, recommendation on page 30; approved	532
Real Assets Pacing Study, recommendation on pages 31 and 32; approved	533
Real Assets Pacing Study, recommendation on pages 33 and 34; approved	533
Russell 3000 +3% Annualized Rate of Return to be used for private equity investments benchmark; deferred	360
Townsend's memo regarding JP Morgan Infrastructure fund fee proposal adopted	534
Townsend's supplemental electronic information from 2011 multifamily search and further due diligence/review; accepted	534
Watch list: Harris Investments added	316
Watch list: Leading Edge added	316
Watch list: Lombardia added	316
Watch list: Taplan, Canida & Habacht removed	679
Watch list: Western Asset Management removed	478
Litigation matter; settlement in payroll certification litigation approved	670
Pension Law and Rules Committee (passed by Full Board)	
Bylaws and Rules Amendment to reflect allowed reimbursements approved	37
Calculation on final average salary and pension discussion deferred	298
Legislative proposals approved as amended and Lobbyists directed to seek passage	521
Meeting reports accepted	362
Option 2 selected as presented in calculating average pension salary	351
Stakeholders invited to discuss strategies to address legislation	362
Submit a request for draft legislation with the Legislative Reference Bureau	464
Personnel	
Adopt policy on background investigations for prospective and incumbent employees	252
CTPF to pay for military and maternity leave	39
Staff performance packet with exceptions approved	301
Post retirement employment rules; adopt procedures for implementation	251
Reilly, Mary Sharon, Trustee; allowed to continue services with BCBS	253
Trustee education	
Education Workshop; Health and Finance presentations deferred	475
IPPPA Pension Trustee Forum; Trustee attendance approved	38

Open Meetings Act training to be included
in annual required ethics education 669
Travel and attendance of conference(s)
approved 38, 110, 251, 352, 464, 522, 586, 667, 740, 817
Trustee Vacancy Policy
Accepted with modification 52
Rescind current 465
Proposed, passed and subsequently rescinded
Travel and attendance by Trustee for the IFEBP Certificate for Public Policy Program38, 110
Proposed, withdrawn and deferred to Full Board
Investment Committee
Fill a vacancy for Teacher-Trustee 114
Unanimous consent
Trustees change vote in previous motion regarding declaring a Trustee vacancy 40
Vote by show of hands
Investment Committee meeting be adjourned; meeting not adjourned 115
Vice president election; nobody declared elected 112

Office Services

Jurich, Kristen, Human Resources/Office Services Supervisor
Present at *Ad Hoc* Committee on Elections meeting 755
To compile and present evaluation results to Executive Director
Radencic, Frances, Member Director
Present at Ad Hoc Committee on Elections meeting 755
Present at Finance and Audit Committee meeting 824

Outside Time 22, 101, 242, 290, 343, 449, 517, 578, 658, 730, 807

Pension Law and Rules Committee

Business, new; generation of support for legislation and next meeting scheduled 594
Business, unfinished; review of revised fact sheet 594
Calculation of final average salary and pension discussion 351
Flyers presented 666
HB 1719 and SB 1831 information 250
HB 3813 and SB 512 information 362
HB 4246 information 738
Legislative Fact Sheet
Presented 522
Review of revised sheet 594
Legislative Lobbyists report (during full Board meeting) 586
Legislative proposals presented 521
Legislative update 362, 666, 738, 816
Meeting reports presented 463, 521, 585, 666, 738, 816
Meeting with Chicago Federation of Labor and Taft-Hartley funds report 37
Meetings; recommendations/actions
Action: draft legislation to be presented to full Board clarifying prohibited and
allowed employment for retired teachers 368
Action: draft legislation to be presented to full Board to allow
electronic voting for Trustee elections 368
Action: public relations campaign to educate public about public pensions, discussion . . . 827
Business, new
Fact sheet brainstorming session 529
Lobbying dates and ideas proposed 675, 750
Return to Work policy 368
Business, old
Communications materials posted online, presented 675
Legislative priorities discussion 750
Lobby day plan, materials/fact sheet, final review and action items 753
Business, unfinished
Fact sheet (“leave behind” sheet) discussion 529
Legislative program information 368

Discussion; current pension status and crisis, build consensus, draft and write legislation.	472
Governor's Press Release	748
Guests attending meetings	
Bello, Bukola, CTPF and RTAC lobbyist	367, 527
Guests, from outside of CTPF, attending meetings	
Barry, Clarice, CCAA	674
Brunson, Michael, CTU Recording Secretary	527
Butterfield, John, CCAA and RTAC	472, 527, 674, 747
Carr, John, RTAC lobbyist	472, 527
Davis-Gates, Stacy, CTU legislative director	747
Farr, Laura, CPS State Legislative Affairs director	747
Lockhart, Dick, RTAC lobbyist	472
Lopez, Gabe, CCAA lobbyist	472, 527
Peterson, Dave, RTAC and CCAA	527, 674, 747
Potter, Jackson, CTU staff coordinator	747
Silver, Jack, CTU Pension and Insurance Committee Chair	472, 527, 747
Smith, Dion, CPS	747
Suffredin, Tom, CTU lobbyist	747
Zahn, Steve, CTPF lobbyist	527
Individual Groups 2012 Legislative Initiatives report	747, 752
Legislative lobbyists report	367, 527, 593, 674, 752, 826
Meeting adjournment	368, 529, 594, 751, 754, 828
Meetings scheduled	828
Public comment	
None	593, 674, 747, 752, 826
Pyster, Louis	527
Pension Law and Rules Sub Committee	
Appointed	250
Meeting report presented	298
Meeting; Recommendations/Actions	306
Calculation of final average salary and pension	306
Option 1 and Option 2 recommended presented to the full Board	306
Report of committee	37, 250, 298, 351, 362, 462, 521, 585, 666, 738, 816
Continuation	586
Report on 2011 Pension Legislation recommended to be approved and printed in meeting minutes	250
Stakeholders to be invited to discuss strategies to address legislation	362

Pensions

Applications for	
Optional Service Retirement Pensions	275, 426, 504, 563, 634, 708, 788
Pensions Finalized	331, 428, 505, 564, 635, 709, 789
Reciprocal Retirement Pensions	12, 87, 229, 277, 332, 431, 508, 566, 643, 713, 793
Reversionary Pensions	434, 714
Service Retirement Pensions	11, 76, 135, 142, 330
Service Retirement Pensions Finalized	
Fiscal Years 2008 through 2011	144
Summary of pensions granted	13, 90, 232, 279, 334, 434, 509, 568, 645, 715, 794
Survivors' Pensions	12, 88, 230, 278, 333, 432, 508, 567, 634, 713, 793
Cancellation of	14, 90, 232, 280, 334, 568, 645, 715, 795

President

Carrero, Alberto A., Jr.; service award presented to	252
Early Bird Retirement meetings hosted by CTPF report	352, 364
Educational conferences	
Information about conferences attended by Trustees requested	817
Request to attend, by Trustee(s)	38, 109, 250, 352, 364, 464, 522, 586, 667, 740, 817
Trustee report that will attend conference	522
Trustee(s) rescinds conference	
attendance request	38, 110, 250, 298, 364, 464, 522, 586, 667, 740, 817
IPPFA Pension Trustee Forum	38
Meeting schedule	351
O’Brill, John F.; service award presented to	479
Report of	38, 109, 250, 298, 351, 364, 464, 479, 480, 586, 667, 740, 817
Continued	522
Rodriguez, Maria J.; service award presented to	298
Trustee Education Workshop Report presented	464
Trustee Travel Policy inquiry	480

Real Estate Investment Consultant. See also Investment Committee; Investment Consultant

2012 Real Estate Pacing Study	532
Due diligence presentations	54, 263, 375, 532
JP Morgan Infrastructure fund fee proposal memo	533
Morgan Stanley Mezzanine Loan update	534
Quarterly performance report review	262, 374, 678
Report of	5, 262, 597, 678
Review management fee for permanently impaired assets regarding	
Walton Street Partners	670
The Townsend Group	
Present at Board meetings	1, 50, 259, 309, 372, 476, 530, 596, 676
Present at executive session	524
Present at Investment Committee meetings	46, 48, 114, 303, 305, 471, 672
Present at Trustee Education Workshop	475
Value-added multifamily real estate search	
CityView Southwest Multi Family Partners	6, 315, 375, 534, 597, 678
Greystar Equity Partners VII	6
Overview of finalists	5
Update	314

Refunds

2.2 excess contributions	17, 94, 235, 284, 440, 512, 572, 649, 719, 798
Contract overpayment	17, 94, 236, 284, 338, 440, 513, 572, 649, 720, 798
Contract refund	18, 95, 236, 285, 338, 441, 513, 573, 650, 721, 799
Excess contributions	18, 95, 236, 286, 338, 441, 513, 573, 650, 721, 799
Other	19, 96, 237, 286, 339, 443, 514, 574, 653, 724, 801
Survivor contributions	19, 96, 237, 287, 340, 444, 514, 574, 654, 724, 801
Termination refunds	21, 100, 240, 288, 341, 445, 515, 575, 655, 727, 803

Trustee Elections See also Ad Hoc Election Committee

Election materials disposed	39, 818
Election timeline presented	251
Oaths of office	3, 312
Organization of the Board	
Committee chairpersons elections	313
Election of officers	312
Sub-Committees organization	314
Teacher-trustee elections	
Ad Hoc Election Committee appointed	668
Concerns and discussion; suggestions for 2012 election	667
Trustee education workshop scheduled	353
Vice president election; nobody declared elected	112

PROCEEDINGS
OF THE
Board of Trustees
OF THE
**Public School Teachers' Pension and
Retirement Fund of Chicago**

Regular Meeting – Official Report

Thursday, July 21, 2011

A regular meeting of the Board of Trustees of the Public School Teachers' Pension and Retirement Fund of Chicago was held Thursday, July 21, 2011.

The President, Mr. John F. O'Brill, called the meeting to order at 9:52 a.m.

ROLL CALL

Members present: Ms. Lois W. Ashford, Ms. Jeanne Marie Freed, Mr. Chris N. Kotis, Mr. John F. O'Brill, Dr. Walter E. Pilditch, Mr. Jay C. Rehak, Ms. Mary Sharon Reilly, Ms. Maria J. Rodriguez, Mr. Rodrigo A. Sierra, Mr. James F. Ward, Ms. Andrea L. Zopp – 11.

Members absent: Mr. Jeffery Blackwell – 1.

Also in attendance were Mr. Kevin B. Huber (*Executive Director*), Ms. Patricia Hambrick (*Chief Financial Officer*), Mr. Joseph Burns of Jacobs, Burns, Orlove and Hernandez (*Legal Counsel*), Ms. Cara Wood and Mr. Kurt Nye of The Townsend Group (*Real Estate Investment Consultant*), Mr. Matt Shirilla and Ms. Gwelda Swilley-Burke of Callan Associates (*Investment Consultant*), and various observers and staff members.

PUBLIC PARTICIPATION

Presentation by Louis Pyster

Mr. Louis Pyster, a retired member, inquired about CTPF's lobbyist team being in place. Mr. Pyster requested that the attorney address in open session an update on pay period 13 and the CPS payroll lawsuits. Mr. Pyster inquired about the status of Trustee Maria Rodriguez as a Board member, since her resignation from the CTU. Mr. Pyster also inquired whether Ms. Rodriguez had resigned from CPS, and her right to sit on the Board as an active teacher-trustee. Mr. Pyster acknowledged the two new trustees.

Presentation by George N. Schmidt

Mr. George N. Schmidt, a retired member, and reporter for *Substance* newspaper informed the Board that a *Substance* reporter will be attending all CTPF Board meetings. Mr. Schmidt addressed the attack on public employee pension funds. Mr. Schmidt also addressed CPS budget issues.

COMMUNICATIONS

Illinois Freedom of Information Act Requests

The following persons made requests to the Fund in accordance with the Illinois Freedom of Information Act.

- Adrian Dultzin-Lacoste, of PE Republic, requested a list of specific records pertaining to CTPF's private equity investments since 2000. The request is being processed.
- Mr. David Jackson, of the *Chicago Tribune*, requested pension information pertaining to Eddie C. Hicks. The request was denied. Mr. Jackson was advised that Mr. Hicks is not in the CTPF database.
- Mr. John Wesley Lewis, a CTPF retired member, requested materials presented at the June 9, 2011, Board Meeting. The request was fulfilled.
- Mr. Craig Mijares, Tea Party Palatine, requested information pertaining to employees of CTPF or CPS or retirees of CTPF. The request was fulfilled.
- Mr. Louis Pyster, a CTPF retired member, requested a letter from Ms. Karen Lewis, CTU President, to Mr. Kevin Huber and CTPF Trustees dated May 27, 2011. The request was fulfilled.

Report of Board of Education Certifying Trustee

Appointments

The Recording Secretary presented Board of Education Report #11-0615-CO1 and Report #11-0615-CO2 as received by Mr. David J. Vitale, President of the Board of Education, reporting the appointment of Mr. Rodrigo A. Sierra to the Board of Trustees to commence June 2011 and expire November 2011, and reporting the appointment of Ms. Andrea L. Zopp to the Board of Trustees to commence June 2011 and expire November 2012.

OATHS OF OFFICE

In accordance with the requirements of Sections 17-138 and 17-139 of the Illinois Pension Code, Mr. Rodrigo A. Sierra and Ms. Andrea L. Zopp subscribed to the following constitutional oath of office.

“I do solemnly swear that I will support the Constitution of the United States and the Constitution of the State of Illinois, and that I will faithfully discharge the duties of the office of trustee of the Public School Teachers’ Pension and Retirement Fund of Chicago, according to the best of my ability.”

The signed oaths were filed with the documents of the meeting.

Clarification of Trustee Maria Rodriguez’ Position

Mr. Rehak asked Ms. Rodriguez for the record if she was still employed with the CPS and an active teacher. Ms. Rodriguez referred all questions to her attorney Mr. William D. O’Donaghue of Kubasiak, Fylstra, Thorpe and Rotunno. Mr. O’Donaghue discussed the circumstances and expressed his opinion on allowing Ms. Rodriguez due process to determine a proper and fair resolution.

Mr. Joseph Burns, fund counsel, asked Mr. O’Donaghue if Ms. Rodriguez had resigned her employment with the Chicago Public Schools. Fund counsel reiterated resignation is the critical issue for the Board of Trustees to conclude whether there is a vacancy on the Board. Fund counsel stated the Board has the authority to determine whether or not a member has been properly seated or whether there is a vacancy. Fund counsel referred to ILCS 5/17-139.

Again, for the record, fund counsel asked Mr. O’Donaghue whether Ms. Rodriguez resigned her employment with the Board of Education on or before June 30, 2011. Fund counsel stated he believes if a Trustee is sitting and is not eligible to vote on the public business that vote is technically illegal.

Fund counsel discussed a memo drafted at the request of the Executive Director regarding Trustee vacancies. Fund counsel stated Ms. Rodriguez has the ability to advise the Board whether there is a resignation on record. If there is a resignation on record then the matter is outlined in the memo presented to the Trustees. If there is not a resignation then Ms. Rodriguez is entitled to be a teacher-trustee until the term of office ends in November 2011.

Discussion ensued whether or not there is a vacancy on the Board. Fund counsel referred to the Illinois Compiled Statutes that addresses the status of a teacher as well as reference to his memo dated July 19, 2011.

The Trustees commented on the eligibility of Ms. Rodriguez as a trustee.

**Motion to Follow CTPF's Attorney's Advice and to
Declare a Vacancy of Trustee Maria Rodriguez' Position
Effective July 1, 2011**

A motion was made by Mr. Ward, seconded by Ms. Freed, to follow CTPF's attorney's advice and to declare a vacancy of Trustee Maria Rodriguez position effective July 1, 2011.

The Trustees expressed their opinions on the motion and whether or not there is a vacancy on the Board.

Mr. Rehak again asked Ms. Rodriguez to state for the record if she has resigned from CPS. Ms. Rodriguez stated she has an attorney present to represent her. Mr. O'Donaghue requested a period of time to investigate the specific law cited by Fund counsel.

Discussion ensued regarding Ms. Rodriguez voting on the motion. Mr. Burns stated that the law states that a person shall not vote in a matter in which they have personal interest. It is a matter of principle.

Trustee Blackwell was unable to attend the meeting due to a family matter. However, he requested to be allowed to vote via text message as he could not be reached via telephone. Fund counsel indicated text is not an acceptable voting method when not in attendance.

Motion to Postpone Discussion Indefinitely, Failed

A motion was made by Mr. Kotis, seconded by Dr. Pilditch, to postpone discussion indefinitely.

Discussion ensued regarding Ms. Rodriguez' position.

The motion failed by the following roll call vote:

Ayes: Mr. Kotis, Mr. O'Brill, Dr. Pilditch, Ms. Reilly – 4.

Nays: Ms. Ashford, Ms. Freed, Mr. Rehak, Mr. Ward – 4.

Abstentions: Ms. Rodriguez, Mr. Sierra, Ms. Zopp – 3.

Ms. Rodriguez addressed the matter of an e-mail being sent by Fund counsel regarding a trustee vacancy, and her only being made aware of it on July 20, 2011. Fund counsel stated for the record, that at the July 14, 2011, Investment Committee the matter was raised and he was asked to provide a memorandum.

President O'Brill stated attempts have been made to reach Mr. Blackwell via telephone to no avail, and called for a vote on the motion to declare a vacancy.

After a lengthy discussion and several parliamentary questions the following motion was called.

**Motion to Follow CTPF's Attorney's Advice and to
Declare a Vacancy of Trustee Maria Rodriguez'
Position Effective July 1, 2011, Failed**

The vote was taken on the preceding motion made by Mr. Ward, seconded by Ms. Freed, to follow CTPF's attorney's advice and to declare a vacancy of Trustee Maria Rodriguez' position effective July 1, 2011. The motion failed by the following roll call vote:

Ayes: Ms. Ashford, Ms. Freed, Mr. Rehak, Mr. Ward – 4.

Nays: Mr. Kotis, Mr. O'Brill, Dr. Pilditch, Ms. Reilly – 4.

Abstentions: Ms. Rodriguez, Mr. Sierra, Ms. Zopp – 3.

Mr. Rehak and Ms. Freed were permitted to change their vote above later in the meeting.

APPROVAL OF MINUTES

**Motion to Accept Minutes of Regular Board Meeting
on June 9, 2011, Approved**

A motion was made by Ms. Reilly, seconded by Mr. Ward, to approve the minutes of the Regular Board Meeting on June 9, 2011. The motion passed by the following vote:

Ayes: Ms. Freed, Mr. Kotis, Mr. O'Brill, Dr. Pilditch, Mr. Rehak, Ms. Reilly, Mr. Sierra, Mr. Ward, Ms. Zopp – 9.

Nays: Ms. Ashford – 1.

Ms. Rodriguez was not present at the time of the vote.

**REPORT OF THE REAL ESTATE INVESTMENT
CONSULTANT**

Value-Added Multifamily Real Estate Search

Ms. Carmen Heredia-Lopez, Director of Investments, reported that the Board previously authorized The Townsend Group to conduct an RFP for a value-added multifamily real estate search. The process and finalists were selected at the Investment Committee Meeting on July 14, 2011.

Ms. Cara Wood and Mr. Kurt Nye of The Townsend Group presented a brief overview of the finalists. The Townsend Group addressed questions raised by the Trustees.

Presentations by CityView Southwest Multifamily Partners and Greystar Equity Partners VII

Representatives of CityView Southwest Multifamily Partners and Greystar Equity Partners made presentations to the Trustees. The managers reviewed organization, strategy, and fees. The managers addressed questions raised by the Trustees.

Motion to Allocate \$25M to Greystar Equity Partners VII, Subject to Contract and Fee Negotiations, Approved

A motion was made by Mr. Ward, seconded by Mr. Rehak, to allocate \$25M to Greystar Equity Partners VII, subject to contract and fee negotiations. The motion passed by the following roll call vote:

Ayes: Ms. Freed, Mr. Kotis, Dr. Pilditch, Mr. Rehak, Mr. Sierra, Mr. Ward – 6.

Nays: Ms. Ashford, Ms. Reilly, Ms. Rodriguez, Ms. Zopp – 4.

Abstentions: Mr. O’Brill – 1.

Domestic Equity Manager Structure Review

Ms. Gwelda Swilley-Burke and Mr. Matt Shirilla of Callan Associates reviewed the current manager structure for the domestic equity portfolio. They reported that the U.S. equity allocation is decreasing from 40.5% to 31.25% as a result of the recently approved asset allocation policy seeking to equalize domestic and international equity. The objectives consist of allocating assets efficiently, reducing the number of mandates and potentially reducing fees, and meeting legal and regulatory requirements. Callan presented three structures that attempt to balance the objectives for Board consideration. Callan addressed questions raised by the Board.

Motion to Adopt Domestic Equity Structure 2, Approved

A motion was made by Mr. Ward, seconded by Ms. Reilly, to adopt Domestic Equity Structure 2 as presented on pages 10-13 of Callan’s Domestic Equity Review presentation on July 21, 2011. The motion passed by the following roll call vote:

Ayes: Ms. Ashford, Ms. Freed, Mr. O’Brill, Mr. Rehak, Ms. Reilly, Mr. Ward – 6.

Nays: Mr. Kotis, Dr. Pilditch, Ms. Rodriguez, Mr. Sierra, Ms. Zopp – 5.

Private Equity Performance Report

Mr. Shirilla and Ms. Swilley-Burke reviewed the private equity portfolio as of December 31, 2010, and reported an overall net asset value of \$291M. They reviewed the changes in the total private equity portfolio during the quarter and the aggregated cash flows and valuation information of all the underlying investment vehicles. Callan addressed questions raised by the Board.

REPORT OF THE COMMITTEE ON FINANCE AND AUDIT

June 23, 2011, Finance and Audit Committee Meeting Report Presented

Chairperson Pilditch presented the June 23, 2011, Finance and Audit Committee Meeting report (see Exhibit A attached).

Legislative Lobbyist Discussion

Mr. Huber updated the Trustees on negotiations with Pension Advocacy Group and Ms. Bukola Bello of Vision MAI, LLC for legislative lobbyist services to the Fund. Mr. Huber reported that Pension Advocacy Group has replaced Mr. Andrew Bodewes as directed by the Board due to a conflict of interest. The new addition to their team is Mr. Steve Zahn. Mr. Huber reported that Ms. Bukola Bello of Vision MAI requested a retainer of \$69.9K as opposed to the offer of \$60K without the ability to seek other clients. Mr. Huber commented that the current budget for legislative lobbying services is \$160K. He expressed that the Board would need to increase the budget to \$170K in order to increase Ms. Bello's retainer. Discussion ensued.

Motion to Hire Pension Advocacy Group, Approved

A motion was made by Mr. Ward, seconded by Ms. Reilly, to hire Pension Advocacy Group at a fee of \$100K, subject to legal review. The motion passed unanimously by the following roll call vote:

Ayes: Ms. Ashford, Ms. Freed, Mr. Kotis, Mr. O'Brill, Dr. Pilditch, Mr. Rehak, Ms. Reilly, Ms. Rodriguez, Mr. Sierra, Mr. Ward, Ms. Zopp – 11.

Motion to Hire Vision MAI, LLC, Approved

A motion was made by Mr. Ward, seconded by Ms. Reilly, to hire Vision MAI, LLC at a fee of \$60K, subject to legal review, and subject to disclosure of additional clients when they become formal. The motion passed by the following roll call vote:

Ayes: Ms. Ashford, Ms. Freed, Mr. O'Brill, Dr. Pilditch, Mr. Rehak, Ms. Reilly, Mr. Sierra, Mr. Ward, Ms. Zopp – 9.

(Mr. Ward stated for the record that he voted in favor of the motion because he was thoroughly impressed by the resume offered by Vision MAI, LLC.)

Nays: Ms. Rodriguez – 1.

(Ms. Rodriguez stated for the record that she strongly believes the process for selection was tainted by a letter received from the President of the Chicago Teachers Union to certain Trustees strongly recommending a candidate. She further stated that she was disappointed that each candidate was not given the same opportunity.)

Abstentions: Mr. Kotis – 1.

Administrative Expenses

The following administrative expenses were presented with the recommendations that they be approved.

Administrative Expenses 06/01/11 – 06/30/11		
Vendor	Description	Amount
AT & T MOBILITY	PHONE & DATA ACCESS, 4/22/11 - 5/21/11: HUBER	128.13
	DATA ACCESS, 4/22/11 - 5/21/11: TRUSTEES	220.75
		348.88
ACC ACCOUNTING SOLUTIONS, INC.	TRAINING, FRX REPORTING, 6/21/11 - 6/22/11: TEGEGNES	995.00
ACE BAKERY	DESERT, TRUSTEE APPRECIATION, 6/9	53.00
HENRY P. ANSELMO	LEGISLATIVE CONSULTING 6/1/11 - 6/30/11	6,477.75
ASHFORD, LOIS	PER DIEM, NASP CONF., 6/12/11 - 6/16/11. BEVERLY HILLS, CA	375.00
	REIMB., NCPERS CONF., 5/21/11 - 5/26/11. MIAMI BEACH, FL	114.00
		489.00
BANKS-FALLIS, SHERON	PER DIEM, ACCE CONF., 6/13/11 - 6/16/11, NEW ORLEANS, LA	300.00
E M BARNES & ASSOCIATES	LEGISLATIVE CONSULTING 6/1/11 - 6/30/11	4,858.67
BRADLEY CONSULTING GROUP INC	MIS CONSULTING SERVICE, 5/1/11 - 5/31/11	38,000.00
BROOKS, SHARLEAN	REIMBURSE, MILEAGE & PARKING, 1/26/11 - 5/31/11	35.12
BUSINESS IT SOURCE	COMPUTER SOFTWARE SUPPORT	7,648.95
CAFFE BACI	BREAKFAST, AUDIT COMMITTEE MEETING, 6/23	118.63
	BREAKFAST, INVESTMENT MANAGERS MEETING, 6/3	76.19
	BREAKFAST, TRUSTEE MEETING, 6/9	184.23
		379.05
CDW COMPUTER CENTERS INC	COMPUTER SUPPLIES	474.88
CFA INSTITUTE	ANNUAL DUES, 7/1/11 - 6/30/12: HEREDIA-LOPEZ	450.00
CHICAGO MESSENGER SERVICE INC	DELIVERY SERVICE THRU 6/19	368.62
CHICAGO PUBLIC SCHOOLS	SUBSTITUTE SALARY REIMBURSEMENT, NASP CONF., 6/13/11 - 6/16/11	663.28
	SUBSTITUTE SALARY REIMBURSEMENT, AUDIT COMMITTEE MEETING, 6/23	165.82
	SUBSTITUTE SALARY REIMBURSEMENT, INVESTMENT MANAGERS MEETING, 6/3	165.82
	SUBSTITUTE SALARY REIMBURSEMENT, TRUSTEE MEETING, 6/9	994.92
		1,989.84
COM ED	ELECTRIC SERVICE, 5/6/11 - 6/7/11, SUITE 2600	3,334.20
COMGRAPHIC, INC.	PROCESSING, PENSION CHECKS & ADVICES, 6/11	6,607.31

Administrative Expenses 06/01/11 – 06/30/11		
Vendor	Description	Amount
CRAIN COMMUNICATIONS INC	NATIONAL CLASSIFIED AD, PENSION & INVESTMENTS, INVESTMENT MANAGER, 4/18	1,006.00
CUTTING EDGE DOCUMENT	SHREDDING OF CONFIDENTIAL DATA	115.00
DELI TIME	LUNCH, AUDIT COMMITTEE MEETING, 6/23	237.53
DIRECTV	SATELLITE RECEPTION, 6/10/11 - 7/9/11	6.00
HAWTHORNE, DENISE	REIMBURSE, NOTARY COMMISSION FEE	5.00
HEALTH CONCEPTS	LEASE, WATER DISPENSER'S, 4/19/11 - 7/19/11	519.00
HOLLEMAN, MICHELLE	TURNING 65 SEMINAR	100.00
	MISC BROCHURE UPDATES	1,000.00
	E-NEWS ALERTS	150.00
IMG TECHNOLOGIES INC.	MAINTENANCE, TELEPHONE LINES	141.00
INTL BUSINESS MACHINES CORP	BUSINESS CONTINUITY SERVICE, 6/1/11 - 6/30/11	1,899.00
IRON MOUNTAIN	COMPUTER DAILY BACKUP STORAGE CHARGES, 5/1/11 - 5/31/11	537.42
JACOBS, BURNS, ORLOVE	LEGAL SERVICES, 4/1/11 - 4/30/11	25,136.31
JT PACKARD	MAINTENANCE, SERVER ROOM ALARM SYSTEM	528.00
KIRKLAND & ELLIS LLP	PENSION LITIGATION, 4/1/11 - 4/30/11	15,417.71
LYNCH, ROBIN	MIS CONSULTING SERVICE, 5/1/11 - 5/31/11	7,350.00
MAGGIANO'S	LUNCH, TRUSTEE MEETING, 6/9 MEETING, 6/9	309.85
MCGOWAN, WILLIAM	REIMBURSE, MILEAGE & PARKING, 9/1/10 - 6/30/11	118.20
MICROSYSTEMS, INC.	RECORD CENTER WORK ORDERS, 5/1/11 - 5/31/11	96.00
NEW HORIZONS	TRAINING, POWERPOINT, MEMBER SERVICES	1,000.00
NEOFUNDS BY NEOPOST	REPLENISHMENT OF POSTAGE	1,515.00
NORTH SHORE PRINTERS, INC.	RETIREMENT BROCHURES	4,722.00
	NEW MEMBER BROCHURES	3,498.00
OFFICE CONNECTION	OFFICE SUPPLIES	604.07
OMNI SAN FRANCISCO HOTEL	ACCOM., IFEBP CONF., 7/24/11 - 7/28/11, SAN FRANCISCO, CA: FREED	1,289.72
RADENCIC, FRANCES	PER DIEM, ACCE CONF., 6/13/11 - 6/16/11, NEW ORLEANS, LA	300.00
SPECIALTY COFFEE SERVICE	COFFEE SUPPLIES	418.60
STAPLES BUSINESS ADVANTAGE	OFFICE SUPPLIES	42.37

Administrative Expenses 06/01/11 – 06/30/11		
Vendor	Description	Amount
TERREMARK NORTH AMERICA INC	DATA VAULTING SERVICE, 5/1/11 - 5/31/11	2,904.95
TRANSUNION	ADDRESS LOCATION USAGE, 4/26/11 - 5/25/11	150.98
UMBLES, JACQUELINE	REIMBURSE, MILEAGE & PARKING, 12/1/10 - 5/31/11	145.21
	REIMBURSE, MILEAGE, DR TESTING, 4/30/11, SCHAUMBURG, IL	27.43
UNISHIPERS CHICAGO NEAR NORTH	DELIVERY SERVICE THRU 6/22	204.91
M & J WILKOW, LTD	RENT, 6/1/11 - 6/30/11	71,574.50
	WORK ORDERS, 5/1/11 - 5/31/11	3,624.84
XO COMMUNICATIONS	MONTHLY TELEPHONE SERVICE, 5/27/11 - 6/26/11	1,848.71
PHYSICIANS, DISABILITY APPLICANTS		
ACCESS MEDICAL EVALUATIONS	EVAL & REPORT, C.W. BY DR. EARMAN	650.00
	EVAL & REPORT, R.T. BY DR. MILLER	650.00
	EVAL & REPORT, K.M. BY DR. REGER	650.00
	EVAL & REPORT, M.R. BY DR. UPADHYAY	650.00
	EVAL & REPORT, R.T. BY DR. KAY	650.00
	EVAL & REPORT, M.R. BY DR. CHIEN	650.00
	EVAL & REPORT, C.W. BY DR. UPADHYAY	500.00
		4,400.00
		\$ 225,753.58
TRUSTEE REIMBURSEMENT TO FUND		
KOTIS, CHRIS	NCEPRS CONF., 5/21/11 - 5/26/11, MIAMI BEACH, FL	187.75

Chairperson Pilditch moved the Report of the Committee on Finance and Audit to the omnibus.

Mr. Rehak stated for the record that he left the June 23, 2011, Finance and Audit Committee Meeting prior to voting on the 2012 Budget on the advice of the Parliamentarian that there was no quorum. Following Mr. Rehak’s departure it was determined by the Parliamentarian that there was a quorum. Mr. Rehak requested that the minutes of that meeting be amended as such.

Motion to Amend June 23, 2011, Finance and Audit Committee Meeting Minutes, Approved

A motion was made by Ms. Reilly, seconded by Mr. Ward, and unanimously passed, to amend the minutes of the June 23, 2011, Finance and Audit Committee as discussed.

REPORT OF THE COMMITTEE ON CLAIMS AND SERVICE CREDITS

Application for Pensions

The Committee on Claims and Service Credits reported that applications for pensions are presented for persons, hereinafter listed, with the recommendations that they be approved and granted in the amount and under the conditions set forth herewith.

In the case of each applicant for service and disability pension, the employment of the teacher has terminated, the legally prescribed minimum years of teaching service were completed and requirements with respect to age, the Illinois Retirement Systems Reciprocal Act (if applicable) and the Illinois Pension Code were fulfilled.

In accordance with the provisions of the Illinois Pension Code, each applicant for disability retirement pension was declared by two physicians appointed by the Board to be suffering from a disability which wholly and presumably permanently incapacitates him/her for teaching.

Each applicant for a survivor's or reversionary pension furnished proper evidence of his/her right to receive such benefit.

Service Retirement Pensions

06/01/2011 through 06/30/2011

Name of Member	School or Final Status	Ist Check Date	Years of Service	Effective Date	Annual Pension
* BELL, RUBY LEE	BRADWELL	06-01-2011	15.37	04-24-2011	21,533.40
CAPONE, KATHY A.	MATERNITY LEAVE	06-01-2011	24.80	10-31-2010	24,289.08
* KHAN, ABDURRASHID	HAYT	06-01-2011	21.06	04-10-2010	32,075.88
* KIMBROUGH, PHILLIP DELEE	ROBESON H S.	06-01-2011	16.29	04-11-2011	24,583.56
LIDDELL, THADIS L	FORMER TEACHER	06-01-2011	12.35	05-02-2011	5,726.76
* MATTHEWS, DORIS JEAN	AAST - ORR HS	06-01-2011	30.31	04-24-2011	48,869.16
* MCKELVEY, PURVIS	KOZMINSKI COM ACA	06-01-2011	19.44	07-01-2011	30,382.44
* PATTON, BRENDA JOYCE	HARLAN COMM ACAD	06-01-2011	32.76	05-08-2011	48,469.80
RIVERA, DOLORES	SUB TEACHER POSTAL	06-01-2011	14.50	05-11-2011	8,637.36
* ROSENBERG, FELICIA LEE	H B STOWE	06-01-2011	28.75	05-31-2011	29,231.40

* indicates preliminary pension

* SAULSBERRY, LAURENA BSHIELDS.....06-01-2011 33.85 04-10-2011 59,948.64
 * WILLIAMS, ROSETTA.....RUGGLES.....06-01-2011 34.04 05-08-2011 62,206.92

Count of Service Retirement Pensions: 12 **Total Service Retirement Pensions: 395,954.40**
Average Pension: 32,996.20
Average Service Years: 23.63

Reciprocal Retirement Pensions
 06/01/2011 through 06/30/2011

Name of Member	School or Final Status	1st Check Date	Years of Service	Effective Date	Annual Pension
COTI, TOM J	SUB POSTAL SERVICE.....	06-01-2011	5.64	02-05-2011	5,625.84
LOPEZ, LAURA E	ST PREKG DEMO CTR	06-01-2011	24.38	06-01-2010	43,754.76
* RUSSELL, DEBORAH ANN.....	BUCKINGHAM SP ED.....	06-01-2011	20.77	01-31-2010	31,093.56
SPIZZIRRI, LAURA M	SUDER MONTESSORI.....	06-01-2011	6.82	05-27-2011	5,866.92
* ZAGAR, ROBERT JOHN.....	CW SPEC SVCS SUP.....	06-01-2011	11.54	05-08-2011	16,789.68

Count of Reciprocal Retirement Pensions: 5 **Total Reciprocal Retirement Pensions: 103,130.76**
Average Pension: 20,626.15
Average Service Years: 13.83

Survivors' Pensions

06/01/2011 through 06/30/2011

Name of Member	1st Check Date	Years of Service	Effective Date	Annual Pension
ALLEN, DONALD C	06-01-2011	34.71	03-01-2011	29,096.04
<i>(HUSBAND OF GWENDOLYN ALLEN)</i>				
BELKIN, HAROLD	06-01-2011	22.90	01-01-2011	13,527.60
<i>(HUSBAND OF ELAINE BELKIN)</i>				
BOUGHTON, LEO J	06-01-2011	0.00	11-28-2010	17,981.40
<i>(HUSBAND OF PAMELA JANE BOUGHTON)</i>				
CORONADO, JESSE ROBERT	06-01-2011	28.68	02-27-2011	16,802.40
<i>(HUSBAND OF MARIA VIRGINIA CORONADO)</i>				
FELDMAN, RUTHANN	06-01-2011	34.30	04-01-2011	29,640.12
<i>(WIFE OF JACK FELDMAN)</i>				
FONTAN, LYDIA C.....	06-01-2011	6.80	04-01-2011	2,476.44
<i>(WIFE OF JOSE P FONTAN)</i>				
GREEN, MARY L.....	06-01-2011	15.90	04-01-2011	14,268.24
<i>(WIFE OF SINGLETON GREEN)</i>				
HELBERG, MOLLY	06-01-2011	39.60	04-01-2011	39,194.28
<i>(WIFE OF DAVID HELBERG)</i>				
JANKOSKI, PATRICIA D	06-01-2011	45.77	04-01-2011	28,054.32
<i>(WIFE OF DANIEL P JANKOSKI)</i>				

* indicates preliminary pension

KAHAN, EUGENE F. <i>(HUSBAND OF JUDITH KAHAN)</i>	06-01-2011	35.90	03-01-2011	26,175.72
KALSCH, HUBERT A <i>(HUSBAND OF IRIS P KALSCH)</i>	06-01-2011	33.00	02-01-2011	30,484.44
LARIDES, CELINE M. <i>(WIFE OF WILLIAM A LARIDES)</i>	06-01-2011	30.90	05-01-2011	19,345.68
MUSIAL, NORINE M. <i>(WIFE OF KENNETH P MUSIAL)</i>	06-01-2011	29.00	05-01-2011	14,945.40
POLK, KYLEIGH G <i>(DAUGHTER OF TAMIKO T POLK)</i>	06-01-2011	9.95	04-23-2011	2,400.00
POLK, KAMBREE N <i>(DAUGHTER OF TAMIKO T POLK)</i>	06-01-2011	9.95	04-23-2011	2,400.00
POLK, TROYCE O <i>(HUSBAND OF TAMIKO T POLK)</i>	06-01-2011	9.95	04-23-2011	2,400.00
REID, HARRY G <i>(HUSBAND OF BETTE J REID)</i>	06-01-2011	34.80	05-01-2011	30,987.96
SULLIVAN, ANN G <i>(WIFE OF RAPHAEL SULLIVAN)</i>	06-01-2011	35.40	04-01-2011	35,266.08
TROUTMAN, MARGARET L..... <i>(WIFE OF CHARLES R TROUTMAN)</i>	06-01-2011	35.40	03-01-2011	27,965.40
VANTASSEL-BASKA, JOYCE <i>(WIFE OF LELAND BASKA)</i>	06-01-2011	31.30	03-01-2011	20,068.08

Count of Survivors' Pensions: 20	Total Survivors Pensions:	403,479.60
	Average Pension:	20,173.98
	Average Service Years:	26.21

Summary of Pensions Granted
06/01/2011 through 06/30/2011

Type of Retirement Pension	At this Meeting	Total Approved this Fiscal Year
PENSIONS	12	956
RECIPROCAL SERVICE RETIREMENT PENSIONS	5	228
SURVIVOR PENSIONS	20	209
REVERSIONARY PENSIONS	0	2

Cancellation of Pensions

The Committee on Claims and Service Credits reported that pursuant to the law, the pensions of the following persons were cancelled upon the date of attainment of legal age. The Committee recommended that the cancellations shown below be confirmed and reported in the proceedings of this meeting.

06/01/2011 through 06/30/2011

Name of Member	Reason	Type of Pension	Rate of Pension	Date Cancelled
GOLDRICK STACY M	EXCEED AGE LIMIT	SURVIVORSHIP - STEP W/2.2858.47		06-30-2011

Count of Cancelled Pensions: 1

Death Benefits

The Committee on Claims and Service Credits reported that documents pertaining to claims for death benefits were examined and verified, and recommended approval.

In support of these claims, the Committee reported that death benefits were for persons whose dates of death were certified and whose heirs, beneficiaries, administrators or executors furnished proper evidence to receive such payments.

06/01/2011 through 06/30/2011

SINGLE PAYMENT OF DEATH BENEFIT

DECEASED	BENEFICIARY
SINGLE PAYMENT OF DEATH BENEFIT	
ANTONOVITS, ARLENE G	MICHAEL ANTONOVITS.....5,000.00
BAUER, RAYMOND M	RAYMOND J BAUER2,500.00
BILDER, MICHAEL C	MICHAEL A BILDER.....5,000.00
BRAASCH, ROBERT J	MARY RITA BRAASCH.....5,000.00
BRADLEY, MADELINE J	VERONICA K PATTON.....5,000.00
BUCHANAN, WILLIAM STUART	MAUREEN E RUDER10,000.00
BYRD, WILLIE	GEORGIA VANDERSON2,500.00
CARTER, ALMA	JAMES C CARTER5,000.00
CHANDLER, CHARLENE M	FREDERICK M CHANDLER.....833.00
CLARK, DOROTHY E	ANN I TAFT5,000.00
COTHARN, HARRIETT	KYMBERLI JOI KING2,500.00
DANIELS, RONALD W	RHONDA C DANIELS-ADAMS5,000.00
DAVIS, IRA L	MARIE DAVIS5,000.00
DERRICK, CLEMINE L	JANICE M DERRICK1,666.66
DREW, ELEANOR H	ESTATE OF EDWARD HOLTZMAN1,666.67

ENGLISH, ROSEMARY	ESSLING FUNERAL HOME	5,000.00
EUBANKS, JOSIE E	MILDRED G CARSTENSEN	2,500.00
FARNANDIS, BARBARA J	ANN WARD	1,666.67
FINA, ANNE S	JERROLD S FINA	2,500.00
	JOEL G FINA	2,500.00
FREDERICK, DUKE	LAURA J DANLEY	1,666.67
	WILLIAM L FREDERICK	1,666.67
	ANNE E FREDERICK	1,666.66
GERTZ, GWENDOLYN S	SEYMOUR L GERTZ	2,500.00
	DR. SIGMUND W FRIEDLAND	2,500.00
GLAUM, GRACE H	CARL P GLAUM	2,500.00
	SHIRLEY L GRASSLE	2,500.00
GRIFFITH, HUIE L	MARCELINE J. GRIFFITH	5,000.00
HARRIS, FRANK C	BARBARA J. HARRIS	5,000.00
HELFGOTT, HELEN	LESTER SCHLOSBERG	5,000.00
HICKS, DOROTHY A	LATONYA H RAPP	5,000.00
HOLMES, LEROY	LEROY HOLMES JR.	5,000.00
HUMPHREY, BONNIE JEAN	JASON R HUMPHREY	5,000.00
JOHNSON, FRED B	SHARYN M AUTEN	2,500.00
	SANDRA J WALSTON	2,500.00
KAMINSKI, INGA	MARK KAMINSKI	1,250.00
	MICHAEL KAMINSKI	1,250.00
	MICHELLE M THOMPSON	1,250.00
KARPOWICZ, MARIA	ESTATE OF TYMO. KARPOWICZ	5,000.00
KIMBALL, DONALD F	CECELIA A KIMBALL	5,000.00
KOSTKA, ELMER B	MILDRED KOSTKA	5,000.00
KRAUSE, LOIS DALE	HOWARD B. KRAUSE	5,000.00
LIAMETZ, RUTHE	TAMMY L CARTER	1,666.67
	BARRY L LIAMETZ	1,666.67
LOVEN, VIRGINIA	CORINNE M BLAUVELT	5,000.00
MARALDI, MADELEINE D	MELAINA K MARALDI	5,000.00
MCKEEVER, WILLIAM W	CHLOE A MCKEEVER	5,000.00
MOSES, MAUREEN	ROBERT E. MOSES	5,000.00
MURPHY, MARGARETTE	C LINDA M JACKSON	5,000.00
MYREE, DOROTHY L	EDWARD L JOHNSON	1,000.00
	NECIA ROBERTA JEFFRIES	4,000.00
PEARSON, BOBBY	HEATHER L PEARSON	2,500.00
PERLMAN, HERBERT B	LILLIAN B PERLMAN	5,000.00
PLUTA, ANTHONY KENNETH	AUDREY M PLUTA	10,000.00
REID, BETTE J	ROBYN D R WENDELL	5,000.00

REZEAU, LOIS E	LAUREL L REZEAU.....	2,500.00
RICKS, EDITH W	JEANNE M RICKS.....	2,500.00
ROGERS, ROSENA P	VENUS ROGERS.....	5,000.00
RYAN, RICHARD A P	THOMAS JOSEPH RYAN.....	5,000.00
SCHILLING, CECILY K	MICHAEL R SCHILLING.....	5,000.00
SCHWARTZ, PEARL W	PEARL W SCHWARTZ TRUST.....	5,000.00
SCOTT, ANNIE M	REGINA DAVIS.....	1,666.67
	EDDIE D SCOTT.....	1,666.67
	LONNIE PAUL DAVIS.....	1,666.66
SCOTT, VERA A	MARION V DAVIS.....	1,666.67
	ELIZABETH RUTH ROBINSON.....	1,666.66
SIDWELL, KATHRYN S	KATHRYN M SIDWELL TRUST.....	5,000.00
SILVERI, RITA M	LAURETTA SILVERI.....	5,000.00
SIMICH, JAMES ALLEN	DOROTHY O. SIMICH.....	5,000.00
SIMMONS, JOCELYN F	JOHN P KERR.....	5,000.00
SMIT, MARGARETHA G	JODI SHACHAR.....	1,666.66
STACHYRA, GLADYS	JOY LAPOINTE.....	1,250.00
	CAROL SCHERRER.....	1,250.00
	FRANK E STACHYRA.....	1,250.00
	MARCIA F STACHYRA.....	1,250.00
STANGEL, MARGARET C	GEORGE V STANGEL.....	5,000.00
STEVENS, BETTY P	MARY E STEVENS.....	5,000.00
TUCKER, JAMES E	CALVES RUTH TUCKER.....	5,000.00
UNDERWOOD, CHARLES	JANET E UNDERWOOD.....	5,000.00
WESSEL, ROSE M	DONALD WESSEL.....	2,500.00
	DOROTHY M COZZO.....	2,500.00
WILKINS, NORMA G	HARRY E WILKINS.....	5,000.00
WILSON, FLORENCE M	ROBERT WILSON.....	5,000.00
YACCINO, PHILIP J	PHILIP J YACCINO III.....	2,500.00
	BETH YACCINO HALPIN.....	2,500.00
YOELIN, MATILDA	NAOMI YOELIN.....	5,000.00
		<hr/>
		\$310,416.33

REFUND OF CONTRIBUTIONS

BOUGHTON, PAMELA JANE	JONATHAN R BOUGHTON.....	23,074.07
CLAY, ELLA GLENNE	G T CLAY.....	1,459.75
	BRYAN WALTHALL.....	729.88
	JEAN WALTHALL.....	729.88
GILES, BERNADETTE B	CARRIE GILES.....	117,328.01
GORDON, ALEX	LISA MICHELE CHAPPELL.....	59,352.27

KLIMA, ERICA E	JON ROSENBAUM	5,425.57
KOULOS, PERRY WILLIAM	HELEN P. KOULOS	3,409.10
MAYES, ALFRED HENRY	RHENETTA O MAYES	52,288.34
OCONNELL, TIMOTHY JAMES	DAVID DANIEL KISSANE	156.62
PLUTA, ANTHONY KENNETH	AUDREY M PLUTA	33,553.85
SLIWINSKI, NORBERT PAUL	WALTER DAMBROWSKI	2,335.61
		<hr/>
		\$299,842.95
GRAND TOTAL OF ALL DEATH BENEFITS		<hr/>
		\$610,259.28

Refunds

The Committee on Claims and Service Credits reported that documents pertaining to claims for refunds, listed herewith, were examined and verified, and recommended approval thereof. In support of these claims, the committee reported that: 2.2 excess contributions represent the additional amount contributed after 34 years of service refundable upon retirement provided the member does not choose the augmented pension rate; contract overpayments and refunds represent reductions and withdrawals of previously validated optional service and 2.2 upgrade contributions; excess contributions represent deductions outside of the statutory requirements; termination and other refunds are for persons no longer employed as members of the teaching force and, survivor contributions are for members with no eligible survivors at the time of retirement.

06/01/2011 through 06/30/2011

2.2 Excess Contributions

AKIN, KATHRYN A	9,398.08
ANDERSON, MICHAEL HOWARD	3,034.16
BLANKENHEIM, SUSAN M	3,361.58
DUNLAP, DAVID CARICO	6,341.50
HICKS, JOHNNIE M	7,328.16
MCKENNA, MARGARET ANNE	4,679.28
POINEAU, JOHN W	7,307.14
ROGERS, VERLETTA MARIE	6,260.49
SCHIAVONE, SUSAN R	3,160.01
WALKER, MARVA L	2,843.69
WILLIS, MARILYN	2,917.88
TOTAL 2.2 EXCESS CONTRIBUTIONS	<hr/>
	56,631.97

Contract Overpayment

ATRIA, SONIA MARITZA	64.96
BERMAN, CAROL MARIE	2,723.11
COHN, MAGDALYN HELEN	2,062.18
CRONIN, ELLEN A	2,519.06
FREIHAUT, BART HAROLD	2,380.99
GILLIAT, RENEE MARIE	13.45
KHAN, MEHDI	2,223.09
KINARD, SENTELLE O	1,020.44
LEE, JANET M	2,251.19
MOYA, LUIS LENIN	15,193.41
PARTNER, EDNA SHARON	41.13

RONNING, EILEEN MARIE	942.14
SWEDA, GERI A.....	4,585.77
WEBB, ANN CATHERINE	2,099.06
WILLY, ALAN PETER.....	2,635.03
TOTAL CONTRACT OVERPAYMENT	40,755.01

Contract Refund

DANIELS, ELAINE	1,101.34
SIMS, ELNORA.....	3,144.78
TOTAL CONTRACT REFUND.....	4,246.12

Excess Contributions

AKBAR, SANDRA E	62.86
BENION, OREITHA P	77.90
BOWERS, TODD D.....	22.09
BRAHAM, ELIZABETH.....	89.90
BREITENBACH, KAREN P.....	43.63
CHAMBERS, ANNA M	0.01
COLLIER, VALERIE ANN.....	8.45
CRADDIETH, LARRY D	94.24
CRITE, EMMA JANE	32.24
DILLON, DANIEL ONEIL	1,154.13
EDWARDS, CATHERINE	84.36
GIBSON-MASON, CYNTHIA	14.06
GRAHAM, REESHEDA	57.01
GREEN, ARDELL	14.16
HEIM, ANDREA J.....	711.64
HEINKING-DRZAZGA, CYNTHIA L.....	25.22
HYMON, ELLEN D.....	206.53
JOHNSON, CLARA B.....	74.71
JONES, TERRY L	29.21
LANE, MARY M.	18.02
LINSTER, FRANK JOSEPH.....	81.18
MACDONALD, JEFF B	13.75
MISHLOVE, ROBERT S	15.54
MOORE, SHARON R	397.34
MULRENIN, OPHA M	59.89
NEWSOME, GERALDINE	87.41
NIELSEN, JEAN MARIE	662.42
NIXON, MAE LILLIE	83.28
PANDEL, DOROTHY DREW	121.58
RICHARDS, LA RITA RENAI	132.72
ROBINSON, RENAE DEAN	24.59
SHAH, RAJNI C	120.11
SULLIVAN, MARY K	9.36
SWARTZ, MARIE-CLAUDE	40.18
TAYLOR, BARBARA JEAN	59.57
THOMAS, CHARLES ARTHUR	39.79
THOMAS, HENRIETTA DEVARNE.....	247.51
TRIPLETT, CLAUDINE	237.97
WILKES, DEMETRICE	103.92

WOMACK, YVONNE GRADIES	1,476.20
WOODS, HARVEY	56.67
TOTAL EXCESS CONTRIBUTIONS	4,891.35

Other

AFFINITA, MARIA E	300.44
ANTESBERGER, BRENT P	1,346.94
BAPTIST, PEARLIE M	3,411.77
CANAS, GRISELDA	953.93
COLLINS, VICKIE LOUISE	40,804.83
CONIGLIO, KIMBERLY A	7,504.17
CONYERS, BRYAN D	2,436.96
CONYERS, BRYAN D	4,144.05
CRUMPLEY, NANCY MARIE	60,989.17
DEAR, VICKIE DIANE	43,304.59
DIAB, LEILA	3,026.39
EDISON, MICHELE E	49,742.58
FERGUSON, RICHARD A	340.80
HILL, JULIE K	2,661.20
HOSKINS, SARA	5,837.24
JACKSON, NICHOLE MICHELLE	71,725.11
JACOBS, ELANA R	1,398.43
JARRETT, TERESA LENETTE	8,648.62
KAPOOR, SANDEEP	22,429.65
LITTLE DAVIS, JEANETTE	14,870.66
MARTIN, MARGO V	1,413.44
MARTIN, MARGO V	7,634.67
MATTHEWS, DEBORAH ANN	71,551.26
PANTER, BRET D	4,448.72
PAUL, SAMUEL	4,713.69
SCOTT, OLEAN H	1,412.94
SELBY, AMY	19,198.63
SHELTON-LOVE, DIANA B	4,022.26
SPEED, TONY CURTIS	2,658.03
VELEZ, REBECCA	22,159.50
WALDRON, PATRICK HENRY	14,842.19
WILSON-THOMAS, JACQUELINE	59,044.94
TOTAL OTHER	558,977.80

Survivor Contributions

ACKER, JOYCE MARIE	896.72
ALLEN, GLADYS KATHERINE	915.16
ANDERSON, MICHAEL HOWARD	2,375.19
BACHELLER, NANCY LOUISE	15,586.17
BAKER, LECHAE FONZEA	3,124.83
BASSETT, DORIS L	652.65
BOYKIN, SHIRLEY ANN	850.25
BUSH, OSSIE	8,302.24
CHANNEY, THERESA ANN	2,857.30
COHN, MAGDALYN HELEN	2,428.77
DANIELS, ELAINE	3,517.67
DUNLAP, DAVID CARICO	15,605.68

EDWARDS, CAROL A	895.06
EDWARDS, CATHERINE	207.08
FRIERSON, ALMA CLAUDINE	2,584.32
GRAGNANI, GLORIA CORINA	1,261.38
HANNAH, GERTRUDE	14,262.40
HARRIS, SHIRLEY	4,652.69
HERNANDEZ, RITA DIANE	14,854.33
HERNANDEZ, RITA DIANE	2,253.39
HICKS, JOHNNIE M.	16,566.28
KELLER, CHARLEE J	5,631.11
KELLER, MICHELE BARI	959.40
KHAN, FARHAT	13,982.47
KIMBROUGH, PHILLIP DELEE	6,306.66
KINARD, SENTELLE O	1,018.60
KNOX, LYNDA MARIE	2,453.54
KOCEK, JANICE ANN	1,566.29
LANAIR, BARBARA ANN	12,748.98
LANG, THERESIA C	2,951.76
LEE, ERVIN O	668.45
LENOIR, ELZIEREE	3,042.48
LERNER, JUDITH SHARON	10,567.21
LEWIS, SYLVIA ANN	935.49
LINDSEY, JOHN R	722.67
MCKENNA, MARGARET ANNE	860.23
MOORE, HELEN MARIE	2,577.02
MOORE, JENNIFER MAUREEN	817.01
MORTON, ROSALYN MARIA	11,672.33
MOYA, LUIS LENIN	2,511.28
MULRENIN, OPHA M	1,623.05
PATTON, BRENDA JOYCE	11,752.08
QUADRI, SHAFIA	195.62
REAVES, MICHELE LUCIENNE	1,987.60
REED, MONICA BROWN	2,412.64
RODRIGUEZ, ADA ELBA	11,245.48
ROG, JOAN LORRAINE	1,252.56
SAULSBERRY, LAURENA B	13,510.39
SCHIAVONE, SUSAN R	2,501.99
SCOTT, JOHNNYE FAYE	3,645.24
SMITH, RACQUEL W	9,786.09
STANSBURY, STEVEN BERNARD	10,175.56
SWEDA, GERI A	865.06
TAYLOR, BARBARA JEAN	2,345.77
THOMAS, ANNETTE	942.64
THOMAS, BARBARA JEAN	11,086.99
VALENTINE, ROSALIND	3,805.84
VELEZ, LAVINIA	11,513.19
VERZANNON, JOYCE ELAINE	923.74
WADE, SUSAN DEA	14,274.80
WALKER, MARVA L	956.11
WALKER-WARD, BETTY	12,098.91
WEBB, ANN CATHERINE	746.08
WILLIAMS, ROSETTA	14,928.68
TOTAL SURVIVOR CONTRIBUTIONS	341,218.65

Termination Refunds

AKBAR, SANDRA E	1,664.18
ALLEN, LEAMON G	1,988.64
ALLGAIER, JOHN JOSEPH	1,677.68
AUST, LAURA B	2,614.86
BARBER, JOSIE ANNMARIE	30,595.67
BARTELLI, BRETT	14,010.26
BOWERS, TODD D.	16,748.55
BRAHAM, ELIZABETH	404.55
CANAVAN, MARIA D.	1,299.01
CARVER SWINFORD, NANCY	224.00
CONCEPCION, ANGEL M.	14,139.80
CRADDIETH, LARRY D	1,585.90
DAVIS, MATTHEW E	3,805.49
DAVIS, TANYA T.	3,047.78
DELANEY, LESLIE MILAS	2,022.57
DOBSON, KENDRA D.	4,201.24
GOODMAN, PAULETTE MARIE	2,216.98
HARRIS, LAMONT STEPHEN	3,150.49
JOHNSON-WEBB, MARLO KATRESE	17,007.04
JONES, CRYSTAL L.	160.85
JOO, ALISON	10,152.38
KAPOOR, VINITA	14,682.01
KARSTRAND, MATTHEW D	7,867.48
KELLY-POWERS, PATRICIA A	8,036.93
KENEBREW, LEONARD DARRYL	123,030.14
LAKE, EDWARD JOSEPH	7,040.65
LATOCHA, MARILOU	9,273.53
LYLES-COLLINS, BESSIE	794.19
MACDONALD, JEFF B	17,434.86
MATTHEWS, HERBERT	916.67
MOORE, SHARON R	1,071.38
MURPHY, PATRICK JOSEPH	15,305.35
PALMER, LATELLE	6,913.52
RICHARDS, LA RITA RENAI	1,503.80
RINGO, CHARLENE	161.82
SCHROEDER, SAMANTHA D	3,268.38
SHEKLETON, THOMAS J	9,335.26
SHERIDAN, MARILYN	3,611.00
SIMS, NIQUEKA SARA	1,502.01
SOSTAK, ANGELA C	8,755.48
TAPPERT MORROW, KATHRYN	13,951.32
WATKINS-JONES, TONYA	1,876.24
WHITE, RICHARD DEAN	3,696.86
WILBOURN, MELANIE K	14,255.51
WILLIAMS, ERIC LAMAR	21,221.52
WILLIAMSON, ERIC WAYNE	1,039.28
TOTAL TERMINATION REFUNDS	429,263.11
GRAND TOTAL OF ALL REFUNDS	\$1,437,984.01

Outside Time

The Committee on Claims and Service Credits reported that affidavits, or other evidence attesting to or certifying service in the public schools of the several states or in schools operated by or under the auspices of the United States outside of the City of Chicago were presented for the persons hereinafter listed.

The Committee recommended that the service described be approved for pension credit provided that the last five years of the member’s service shall have been rendered in a position covered by this Fund, the State Universities Retirement System or the Teachers’ Retirement System of the State of Illinois; a maximum credit for ten years shall be reduced by credit for such service validated by the State of Illinois; and three-fifths of the term of service for which an annuity is granted shall be in the public schools of the City.

Name	School	Service	Years
Bennett, Barbara L.....	Mason.....	Teaching.....	3.6667
Kerger, Angeliqne L.....	Curie.....	Teaching.....	3.0000
Shurney, Deborah B.....	Central Office.....	Teaching.....	1.0000
Strassberger, Earl J.....	Senn.....	Teaching.....	3.2500
Zambrano, Kathy T.....	Foreman.....	Teaching.....	5.4500

Chairperson Pilditch moved the Report of the Committee on Claims and Service Credits to the omnibus.

Dr. Pilditch left the meeting.

REPORT OF THE COMMITTEE ON INVESTMENTS

July 8, 2011, First Friday Manager Meeting Report Presented

Chairperson O’Brill presented the July 8, 2011, First Friday Meeting report (see Exhibit B attached).

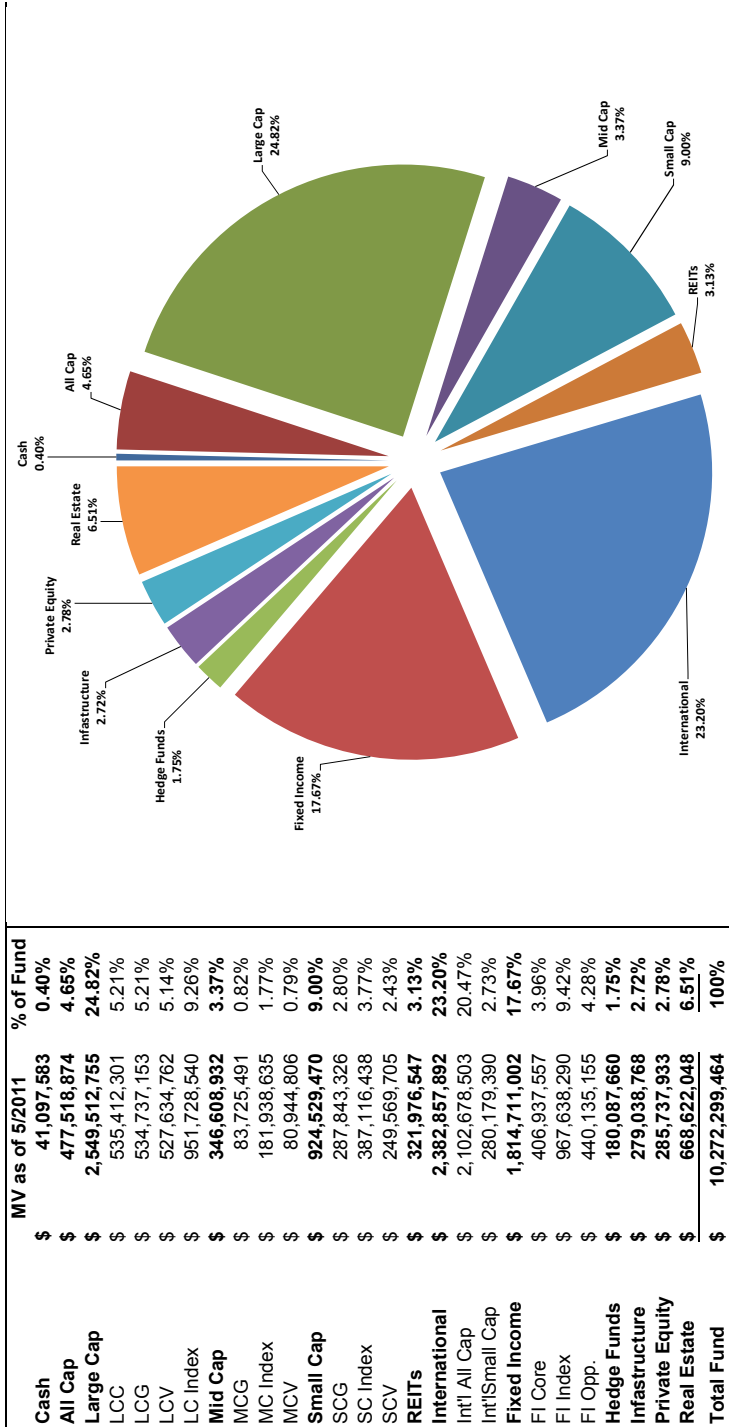
July 14, 2011, Investment Committee Report Presented

Chairperson O’Brill presented the July 14, 2011, Investment Committee Report (see Exhibit C attached).

Investment Committee Reports

Chairperson O’Brill recommended that the following investment reports be recorded in the proceedings of this meeting:

Chicago Teachers' Pension Fund
Asset Allocation Summary
Reporting for the Period ending May 31, 2011



	MV as of 5/2011	% of Fund
Cash	\$ 41,097,583	0.40%
All Cap	\$ 477,518,874	4.65%
Large Cap	\$ 2,549,512,755	24.82%
LCC	\$ 535,412,301	5.21%
LCV	\$ 534,737,153	5.21%
LC Index	\$ 527,634,762	5.14%
Mid Cap	\$ 346,608,932	3.37%
MCG	\$ 83,725,491	0.82%
MC Index	\$ 181,938,635	1.77%
MCV	\$ 80,944,806	0.79%
Small Cap	\$ 924,529,470	9.00%
SCG	\$ 287,843,326	2.80%
SC Index	\$ 387,116,438	3.77%
SCV	\$ 249,569,705	2.43%
REITs	\$ 321,976,547	3.13%
International	\$ 2,382,857,892	23.20%
Int'l All Cap	\$ 2,102,678,503	20.47%
Int'l Small Cap	\$ 280,179,390	2.73%
Fixed Income	\$ 1,814,711,002	17.67%
FI Core	\$ 406,937,557	3.96%
FI Index	\$ 967,638,290	9.42%
FI Opp.	\$ 440,135,155	4.28%
Hedge Funds	\$ 180,087,660	1.75%
Infrastructure	\$ 279,038,768	2.72%
Private Equity	\$ 285,737,933	2.78%
Real Estate	\$ 668,622,048	6.51%
Total Fund	\$ 10,272,299,464	100%

Chicago Teachers' Pension Fund
Asset Allocation Summary
Reporting for the Period ending May 31, 2011

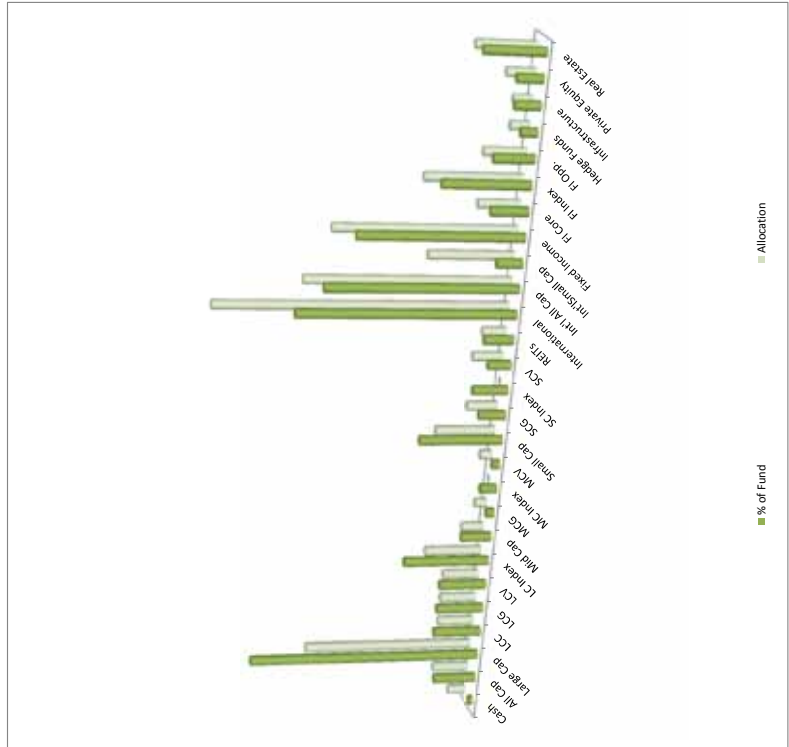
		MV as of 5/2011	% of Asset Class	% of Total Fund
Cash	APPROPRIATION	\$ 33,993,807	82.7%	0.33%
	LYNMAR -SL	\$ 32,353	0.1%	0.00%
	CASH EQUIV CTPF	\$ 2,347,740	5.7%	0.02%
	NEUBERGER FI	\$ 42,168	0.1%	0.00%
	ACADIAN ASSET MGMT	\$ 403,740	1.0%	0.00%
	INTERNAL USE	\$ 147	0.0%	0.00%
	STEP SEGREG	\$ 2,973,602	7.2%	0.03%
	GLOBAL CURRENTS	\$ 304,208	0.7%	0.00%
	NTGI EAFE GROWTH	\$ 999,817	2.4%	0.01%
Total Cash		\$ 41,097,583	100.0%	0.40%
All Cap	ATTUCKS	\$ 191,207,685	40.0%	1.86%
	PROGRESS	\$ 194,384,335	40.7%	1.89%
	ZEVENBERGEN	\$ 91,926,854	19.3%	0.89%
Total All Cap		\$ 477,518,874	100.0%	4.65%
Large Cap Core	NEW AMSTERDAM	\$ 199,853,186	7.8%	1.95%
	PIEDMONT	\$ 149,437,515	5.9%	1.45%
	WADDELL & REED INVT	\$ 186,121,600	7.3%	1.81%
	Total	\$ 535,412,301	21.0%	5.21%
Large Cap Growth	HOLLAND CAPITAL MGMT	\$ 208,600,202	8.2%	2.03%
	RHUMB RSL 1000 GRW	\$ 326,136,951	12.8%	3.17%
	Total	\$ 534,737,153	21.0%	5.21%
Large Cap Index	NTGI 500 INDEX FUND	\$ 579,689,955	22.7%	5.64%
	RHUMB RUSSELL 1000	\$ 372,038,585	14.6%	3.62%
	Total	\$ 951,728,540	37.3%	9.26%
Large Cap Value	HARRIS INVT MGMT	\$ 284,179,289	11.1%	2.77%
	LOMBARDIA CAPITAL	\$ 243,455,473	9.5%	2.37%
	Total	\$ 527,634,762	20.7%	5.14%
Total Large Cap		\$ 2,549,512,755	100.0%	24.82%
Mid Cap Growth	CREDO CAPITAL	\$ 83,725,491	24.2%	0.82%
	Total	\$ 83,725,491	24.2%	0.82%
Mid Cap Index	NTGI MIDCAP INDX S&P400	\$ 181,938,635	52.5%	1.77%
	Total	\$ 181,938,635	52.5%	1.77%
Mid Cap Value	CHANNING CAPITAL	\$ 80,944,806	23.4%	0.79%
	Total	\$ 80,944,806	23.4%	0.79%
Total Mid Cap		\$ 346,608,932	100.0%	3.37%
Small Cap Growth	RHUMBLINE 2000G	\$ 287,843,326	31.1%	2.80%
	Total	\$ 287,843,326	31.1%	2.80%
Small Cap Index	NTGI STRUCT SM CAP	\$ 205,563,960	22.2%	2.00%
	RHUMB RUSSELL 2000	\$ 181,552,479	19.6%	1.77%
	Total	\$ 387,116,438	41.9%	3.77%
Small Cap Value	ARIEL CAPITAL MGMT	\$ 124,856,084	13.5%	1.22%
	DFA	\$ 124,713,621	13.5%	1.21%
	Total	\$ 249,569,705	27.0%	2.43%
Total Small Cap		\$ 924,529,470	100.0%	9.00%
International All Cap	EARNST PARTNERS	\$ 219,210,209	9.2%	2.13%
	LAZARD ASSET MGMT	\$ 553,754,411	23.2%	5.39%
	LEIA	\$ 110,211,467	4.6%	1.07%
	MFS INSTNL ADVISORS	\$ 427,841,851	18.0%	4.17%
	MORGAN STANLEY INC	\$ 484,283,800	20.3%	4.71%
	WILLIAM BLAIR	\$ 307,376,763	12.9%	2.99%
Total	\$ 2,102,678,503	88.2%	20.47%	
International Small Cap	WILLIAM BLAIR	\$ 280,179,390	11.8%	2.73%
Total	\$ 280,179,390	11.8%	2.73%	
Total International		\$ 2,382,857,892	100.0%	23.20%
Fixed Income Core	GARCIA HAMILTON & LM CAPITAL GROUP	\$ 76,088,115	3.2%	0.74%
	PUGH CAPITAL MGMT	\$ 126,237,410	5.3%	1.23%
	TAPLIN CANIDA	\$ 75,999,083	3.2%	0.74%
	Total	\$ 406,937,557	17.1%	3.96%

		MV as of 5/2011	% of Asset Class	% of Total Fund
Fixed Income Index	NTGI FIXED INCOME	\$ 967,638,290	40.6%	9.42%
	Total	\$ 967,638,290	40.6%	9.42%
Fixed Income Opportunistic	WESTERN ASSET	\$ 440,135,155	18.5%	4.28%
	Total	\$ 440,135,155	18.5%	4.28%
Total Fixed Income		\$ 1,814,711,002	100.0%	17.67%
Hedge Fund	K2 ADVISORS	\$ 76,131,930	42.3%	0.74%
	MESIROW ABS RETRN	\$ 76,990,749	42.8%	0.75%
	PLUSCIOS MANAGEMENT	\$ 26,964,981	15.0%	0.26%
Total Hedge Fund		\$ 180,087,660	100.0%	1.75%
Infrastructure	JP MORGAN INFRAST FD	\$ 151,529,732	54.3%	1.48%
	MACQUARIE EUROPEAN	\$ 68,261,424	24.5%	0.66%
	MACQUARIE INFRAST II	\$ 59,247,612	21.2%	0.58%
Total Infrastructure		\$ 279,038,768	100.0%	2.72%
Private Equity	ADAMS STRT MANY	\$ 71,695,586	25.1%	0.70%
	HARBOURVEST PTRS VI	\$ 48,572,547	17.0%	0.47%
	HISPANIA CAPITAL PTR	\$ 1,071,343	0.4%	0.01%
	HISPANIA FUND 2	\$ 2,508,839	0.9%	0.02%
	ICV CAPTIAL PTRS LP	\$ 6,394,595	2.2%	0.06%
	M2 PRIVATE EQUITY	\$ 5,969,718	2.1%	0.06%
	MESIROW CAP PTR IX LP	\$ 7,469,420	2.6%	0.07%
	MESIROW CAP PTR VIII	\$ 905,060	0.3%	0.01%
	MESIROW CAP X	\$ 6,825,337	2.4%	0.07%
	MESIROW FINCL PTRS I	\$ 12,264,635	4.3%	0.12%
	MESIROW PTRS FD IV LP	\$ 8,838,709	3.1%	0.09%
	MESIROW PTRS FD V LP	\$ 2,503,949	0.9%	0.02%
	MESIROW PTRS FUND II	\$ 39,786,512	13.9%	0.39%
	MULLER AND MONROE LP	\$ 13,546,886	4.7%	0.13%
	PALLADIUM PARTNERS	\$ 5,504,716	1.9%	0.05%
	PANTHEON ASIA FUND 5	\$ 3,407,256	1.2%	0.03%
	PANTHEON EUROPE FD 6	\$ 4,539,146	1.6%	0.04%
	PANTHEON PRIVATE EQ	\$ 8,045,448	2.8%	0.08%
	PANTHEON USA FUND IV	\$ 16,580,690	5.8%	0.16%
	PANTHEON VENT FD III LP	\$ 7,492,200	2.6%	0.07%
	PHAROS CAPITAL GROUP LP	\$ 7,700,774	2.7%	0.07%
SYNCOM VENTURE PTRS	\$ 4,114,567	1.4%	0.04%	
Total Private Equity		\$ 285,737,933	100.0%	2.78%
Core	JP MORGAN STRATEGIC	\$ 140,289,955	21.0%	0.00%
	LASALLE PROPERTY	\$ 22,436,385	3.4%	1.37%
	PRUDENTL PRISA I CF R/E	\$ 100,705,911	15.1%	0.22%
	UBS REALTY CF R/E	\$ 139,634,158	20.9%	0.98%
	Total	\$ 403,066,410	60.3%	3.92%
	DV URBAN REALTY LP	\$ 15,905,481	2.4%	0.15%
	EUROPA FD III	\$ 13,804,251	2.1%	0.13%
	FORTRESS JAPAN	\$ 18,410,796	2.8%	0.18%
	FREMONT REALTY CAP	\$ 17,797,505	2.7%	0.17%
	HUDSON	\$ 13,743,813	2.1%	0.13%
Opportunistic	ML ASIAN RE FD	\$ 8,962,501	1.3%	0.09%
	MORGAN STANLEY MEZZ	\$ 1,830,213	0.3%	0.02%
	OLYMPUS FUND II R/E LP	\$ 763,871	0.1%	0.01%
	RREEF LP	\$ 12,525,916	1.9%	0.12%
	RREEF MEZZANINE LOAN	\$ 5,183,270	0.8%	0.05%
	URBAN AMERICA LP	\$ 13,793,688	2.1%	0.13%
	WALTON FD I LLC R/E LP	\$ 480,931	0.1%	0.00%
	WALTON FUND III R/E LP	\$ 2,201,324	0.3%	0.02%
	WALTON ST 6 FUND	\$ 15,767,844	2.4%	0.15%
	WALTON ST MEXICO 1	\$ 4,073,193	0.6%	0.04%
	WALTON STR FD II R/E	\$ 3,336,006	0.5%	0.03%
WALTON STR R/E FD IV	\$ 22,455,175	3.4%	0.22%	
WALTON STREET FD V	\$ 19,661,435	2.9%	0.19%	
Total		\$ 190,697,212	28.5%	1.86%

	CAPRI SELECT INC II LP	\$	5,354,023	0.8%	0.05%
Value Added	CB RICHARD ELLIS LP	\$	8,711,714	1.3%	0.08%
	INTERCONTINENTAL	\$	23,940,270	3.6%	0.23%
	PRUDENT PRISA II CF R/E	\$	36,852,419	5.5%	0.36%
	Total	\$	74,858,426	11.2%	0.73%
Total Real Estate		\$	668,622,048	100.0%	6.51%
	MORGAN STANLEY	\$	150,853,166	46.9%	1.47%
Global REITS	URDANG REIT	\$	103,717,190	32.2%	1.01%
	Total	\$	254,570,355	79.1%	2.48%
	ADELANTE CAPITAL MGM	\$	67,406,192	20.9%	0.66%
Domestic REITS	Total	\$	67,406,192	20.9%	0.66%
Total REITs		\$	321,976,547	100.0%	3.13%
Total Fund Value		\$	10,272,299,464	100.0%	100.00%
Total Passive Assets includes Cash		\$	3,102,402,180	30.2%	30.20%
Total Active Assets		\$	7,169,897,284	69.8%	69.80%

**Chicago Teachers' Pension Fund
Asset Allocation Detail (New Allocation)
Reporting for the Period ending May 31, 2011**

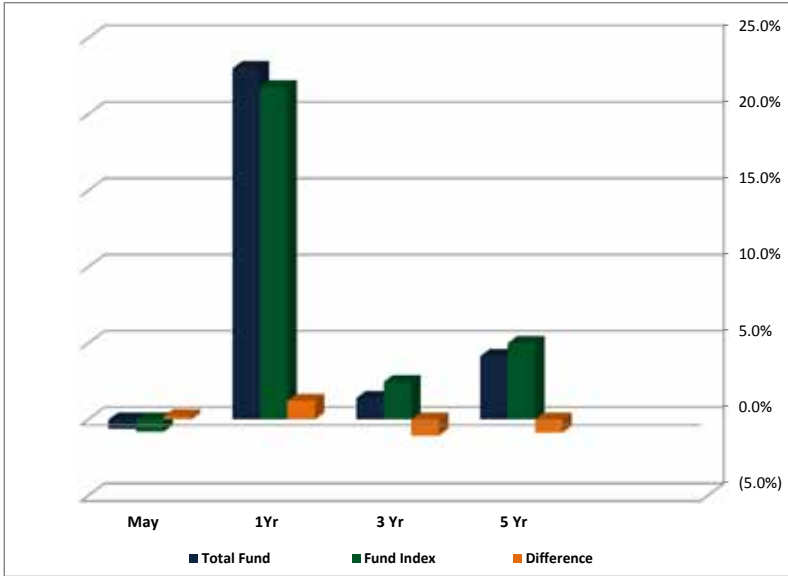
	% of Fund	New Allocation	Difference
Cash	0.40%	2.00%	(1.60%)
All Cap	4.65%	4.00%	0.65%
Large Cap	24.82%	18.25%	6.57%
LCC	5.21%	4.00%	1.21%
LGG	5.21%	4.00%	1.21%
LCV	5.14%	4.00%	1.14%
LC Index	9.26%	6.25%	3.01%
Mid Cap	3.37%	2.50%	0.87%
MCG	0.82%	1.25%	(0.43%)
MC Index	1.77%	0.00%	1.77%
MCV	0.79%	1.25%	(0.46%)
Small Cap	9.00%	6.50%	2.50%
SCG	2.80%	3.25%	(0.45%)
SC Index	3.77%	0.00%	3.77%
SCV	2.43%	3.25%	(0.82%)
REITs	3.13%	2.50%	0.63%
International	23.20%	31.25%	(8.05%)
Int'l All Cap	20.47%	22.00%	(1.53%)
Int'l Small Cap	2.73%	9.25%	(6.52%)
Fixed Income	17.67%	19.50%	(1.83%)
FI Core	3.96%	4.50%	(0.54%)
FI Index	9.42%	10.50%	(1.08%)
FI Opp.	4.28%	4.50%	(0.22%)
Hedge Funds	1.75%	2.00%	(0.25%)
Infrastructure	2.72%	2.00%	0.72%
Private Equity	2.78%	3.00%	(0.22%)
Real Estate	6.51%	6.50%	0.01%
Total Fund	100%	100%	-----



includes assets received from the City of Chicago

**Chicago Teachers' Pension Fund
Total Fund Net of Fees Performance
Reporting for the Period ending May 31, 2011**

	May	1Yr	3 Yr	5 Yr
Total Fund	(0.6%)	23.0%	1.4%	4.2%
Fund Index	(0.8%)	21.8%	2.5%	5.0%
Difference	0.2%	1.2%	(1.1%)	(0.9%)



Chicago Teachers' Pension Fund
 Domestic Equity Net of Fees Performance
 Reporting for the Period ending May 31, 2011

	Month	1 Yr	3 Yr	5 Yr	Since Inception	Inception Date
SCV Ariel Investment	(3.0%)	25.0%	9.5%	5.7%	12.0%	April 1994
DFA	(3.2%)	28.4%	7.7%	3.9%	12.7%	July 1996
Russell 2000 Value	(1.8%)	22.9%	4.4%	3.0%	---	
SCG Rhumblin Advisors	(2.0%)	36.4%	---	---	---	March 2010
Russell 2000 Growth	(2.0%)	36.8%	---	---	---	
Rhumblin Advisors	(1.9%)	29.5%	5.8%	---	---	May 2007
SCC NTRS Small Cap	(1.6%)	31.5%	6.9%	5.3%	---	December 1990
Russell 2000	(1.9%)	29.8%	5.8%	4.7%	---	
MCC NTGI S&P 400	(1.3%)	33.0%	6.0%	7.2%	---	December 1998
S&P 400 Index	(1.4%)	33.0%	6.0%	7.0%	----	
MCV Channing Capital*	(0.5%)	25.8%	4.3%	4.9%	7.7%	June 2004
Russell MidCap Value	(0.5%)	29.4%	4.0%	4.7%	----	
MCG Credo Capital*	(1.0%)	37.1%	0.2%	8.7%	8.1%	July 2005
Russell MidCap Growth	(0.4%)	36.3%	4.5%	6.5%	----	
LCG Holland Capital	(0.1%)	31.0%	5.3%	6.8%	8.6%	January 1994
Rhumblin 1000G	(1.1%)	29.3%	2.9%	---	---	September 2007
Russell 1000G	(1.1%)	29.4%	2.9%	5.6%	---	
LCV Harris Investment	(0.9%)	26.3%	(1.5%)	2.3%	4.9%	June 1999
Lombardia Capital	(2.4%)	21.7%	(0.1%)	2.7%	5.4%	October 2004
Russell1000V	(1.1%)	24.2%	(0.4%)	1.7%	----	
LCC NAP	(1.2%)	27.7%	1.1%	2.8%	10.2%	July 1992
Waddell & Reed	(0.5%)	29.9%	3.5%	6.0%	11.3%	January 1991
Piedmont Capital	(1.0%)	21.5%	(0.1%)	---	3.3%	August 2006
Rhumblin R1000	(1.1%)	26.8%	1.5%	---	---	May 2007
Russell 1000	(1.1%)	26.8%	1.3%	3.7%	----	
NTRS S&P 500	(1.1%)	25.9%	1.0%	3.4%	---	April 1990
S&P 500	(1.1%)	26.0%	0.9%	3.3%	----	
ACC Attucks Asset Mtg	(0.5%)	28.5%	1.7%	4.2%	6.2%	August 2004
Progress Investment	(0.4%)	27.6%	1.9%	4.1%	6.1%	July 2004
Russell 3000	(1.1%)	27.0%	1.7%	3.8%	----	
Zevenbergen Capital	(3.1%)	36.7%	8.0%	10.0%	10.1%	August 1992
Russell 3000 Growth	(1.2%)	30.0%	3.2%	5.6%	----	
Total Domestic Equity	(1.3%)	28.3%	2.1%	3.9%	----	----
Domestic Equity Index	(1.3%)	27.3%	2.4%	4.0%	----	----

Chicago Teachers' Pension Fund
International Equity Net of Fees Performance
Reporting for the Period ending May 31, 2011

	Month	1 Yr	3 Yr	5 Yr	Since Inception	Inception Date
Morgan Stanley	(1.5%)	28.8%	(1.6%)	3.4%	10.2%	January 1995
MSCI EAFE	(3.0%)	30.7%	(4.1%)	1.7%	---	
William Blair-Small Cap	(2.1%)	40.0%	0.8%	---	1.6%	March 2007
MSCI World Ex US Small Cap	(2.8%)	38.8%	1.7%	---	---	
William Blair-Growth	(2.1%)	30.6%	---	---	20.7%	January 2010
MSCI ACWI ex-US IMI Growth	(2.5%)	32.8%	---	---	---	
Leading Edge	(2.2%)	27.6%	---	---	13.1%	April 2010
MFS	(1.9%)	35.8%	1.4%	5.8%	12.0%	November 2002
EARNEST Partners	(1.9%)	38.0%	5.3%	---	8.0%	March 2007
Lazard Capital	(1.6%)	30.0%	(0.5%)	4.4%	6.3%	December 2000
MSCI ACWI ex US	(2.8%)	30.5%	(2.2%)	4.4%	---	
Total International Equity	(1.9%)	32.4%	(0.5%)	4.3%	---	---
International Equity Index	(2.8%)	30.5%	(2.2%)	4.4%	---	---

Chicago Teachers' Pension Fund
Fixed Income Net of Fees Performance
Reporting for the Period ending May 31, 2011

	Month	1 Yr	3 Yr	5 Yr	Since Inception	Inception Date
Garcia Hamilton	1.1%	---	---	---	2.3%	September 2010
LM Capital	1.3%	6.0%	7.3%	7.1%	5.3%	October 2004
Pugh Capital	1.3%	---	---	---	2.1%	September 2010
Western Asset	1.1%	10.3%	8.3%	6.6%	5.9%	April 2003
TCH	1.1%	7.5%	6.0%	5.4%	4.5%	October 2004
Barclay's Agg	1.3%	5.8%	6.5%	6.6%	----	
NTGI Bond	1.5%	6.1%	6.6%	6.7%	---	November 1993
Barclay's G/C	1.5%	6.0%	6.4%	6.5%	----	
Total Fixed Income	1.4%	7.4%	7.1%	6.7%	---	---
Fixed Income Index	1.3%	5.8%	6.5%	6.6%	---	---

Chicago Teachers' Pension Fund
Real Estate Investment Trust (REITs) Net of Fees Performance
Reporting for the Period ending May 31, 2011

	Month	1 Yr	3 Yr	5 Yr	Since Inception	Inception Date
Adelante Capital	1.8%	31.5%	(2.0%)	---	1.0%	April 2006
NAREIT Equity Total Return	1.0%	31.4%	2.5%	4.3%	---	
Morgan Stanley REITs	0.6%	33.3%	0.5%	3.1%	10.4%	April 1998
URDANG	0.5%	28.5%	4.5%	6.3%	12.3%	December 2003
EPRA/NAREIT Developed Index	0.5%	34.1%	(1.1%)	2.7%	---	
Total REITs	0.7%	30.8%	0.8%	3.6%	---	---
REITs Index	0.9%	30.7%	2.5%	3.3%	---	---

Chicago Teachers' Pension Fund
Hedge Fund of Funds Net of Fees Performance
Reporting for the Period ending May 31, 2011

	Month	1 Yr	3 Yr	5 Yr	Since Inception	Inception Date
K2 Advisors	(0.9%)	6.2%	---	---	8.8%	October 2009
HFRI Fund of Fund Composite	(1.5%)	6.8%	---	---	---	
T-Bill +5%	0.4%	5.2%	---	---	---	
Mesirow Financial	(0.0%)	7.1%	---	---	6.1%	October 2009
S&P 500 Index	(1.1%)	26.0%	---	---	---	
Barclays Aggregate Index	1.3%	5.8%	---	---	---	
T-Bill +5%	0.4%	5.2%	---	---	---	
Pluscios	(1.1%)	---	---	---	6.7%	December 2010
HFRX Global Hedge Fund Index	(1.4%)	---	---	---	---	
T-Bill +5%	0.4%	5.2%	---	---	---	

Chicago Teachers' Pension Fund
 MWDBE Investment Manager Usage
 Reporting for the Period ending May 31, 2011

	MV as of 5/2011	2009	2008	2007	2006	2005
Adelante	\$ 67,406,192	33,987	74	50	52	-
Capri (\$45 million)	\$ 14,065,737	13,403	25	22	18	21
DV Urban (\$25 million)	\$ 15,905,481	8,013	5	4	-	-
Hispania (\$15 million)	\$ 3,580,182	1,044	0	1	1	1
ICV Capital (\$7.5 million)	\$ 6,394,595	3,328	1	1	1	-
Muller and Monroe (\$35 million)	\$ 19,516,604	10,662	9	5	3	1
Palladium (\$7.5 million)	\$ 5,504,716	3,459	3	3	1	-
Pharos (\$7.5 million)	\$ 7,700,774	5,723	4	3	2	-
Syncom (\$7.5 million)	\$ 4,114,567	2,809	1	1	-	-
Urban America (\$25 million)	\$ 13,793,688	16,008	9	4	-	-
Total Minority Owned	\$ 157,982,536	98,436	132	92	77	23
Pluscios Management	\$ 26,964,981	-	-	-	-	-
Total Women Owned	\$ 26,964,981	-	-	-	-	-
Total MWDBE Alternative Managers	\$ 184,947,517	98,436	132	89	76	23
Apex	\$ 20,021,058.54	30,593	34	33	28	22
Ariel	\$ 124,856,084	119,604	169	238	199	239
Ativo Capital	\$ 26,331,915.89	16,782	23	17	-	-
Herndon Capital	\$ 116,741,334.99	59,163	76	66	-	-
Attucks	\$ 54.81	62,998	-	-	-	-
Brown Capital	\$ 17,921,789.20	12,844	14	17	-	-
Channing	\$ 80,944,806	50,080	21	30	22	20
Credo	\$ 83,725,491	49,975	17	6	3	-
Dean Chase Investment		-	-	-	-	-
Decatur Capital	\$ 14,457,414.46	9,745	-	-	-	-
Denali	\$ 23,688,479.41	16,278	15	18	15	14
Earnest Partners	\$ 219,210,209	70,453	104	108	-	-
Fortaleza	\$ 23,223,127.82	14,464	23	24	21	26
GW Capital	\$ 16,381,269.88	6,579	6	7	-	-
Holland	\$ 208,600,202	103,125	135	142	124	122
John Hsu Capital	\$ 19,352,260.45	-	-	-	-	-
Leading Edge	\$ 13,220.11	-	-	-	-	-
Lombardia	\$ 287,063,904	109,250	165	191	63	55
MarVista Capital	\$ 27,520,854.86	34,565	-	-	-	-
NCM Capital	\$ 30,929,404.74	3,926	6	15	11	10
Palisades	\$ -	15,903	37	49	9	-
Paradigm	\$ 24,735,162.10	17,133	24	28	8	-
Piedmont	\$ 149,437,515	104,313	154	118	40	37
Profit	\$ 27,072,872.51	15,723	40	40	39	45
Progress	\$ -	108	-	-	-	-
RhumbLine	\$ 1,167,571,341	562,713	701	504	-	-
Total Minority Owned Equity	\$ 2,709,799,773	1,563,024	1,871	1,750	691	666
Campbell Newman	\$ 9,905,101.52	6,315	-	-	-	-
Cheswold Lane	\$ 15,051,339.12	-	-	-	-	-
New Amsterdam	\$ 199,853,186	185,827	256	295	258	246
Nicholas	\$ 7,627,275.41	3,892	-	-	-	-
Redwood Investments	\$ 31,221,119.48	12,187	14	-	-	-
Zevenbergen	\$ 91,926,854	53,169	68	72	59	53
Total Woman Owned Equity	\$ 355,584,876	291,536	417	461	410	421
Total MWDBE Equity Managers	\$ 3,065,384,648	1,854,560	2,288	2,211	1,101	1,087
Garcia Hamilton Capital	\$ 76,088,115	-	-	-	-	-
LM Capital	\$ 126,237,410	64,929	64	62	62	65
Pugh Capital	\$ 75,999,083	-	-	-	-	-
Total Minority Owned Fixed	\$ 278,324,608	64,929	180	245	243	255
Total MWDBE Fixed Income Managers	\$ 278,324,608	64,929	180	245	243	255
	MV as of 5/2011	2009	2008	2007	2006	2005
Total Fund MWDBE Assets	\$ 3,528,656,773	2,017,925	2,600	2,545	1,419	1,364
MWDBE Active	\$ 2,361,085,432	1,455,212	1,898	2,040	1,419	1,364
% of Total Fund	34%	27%	24%	23%	13%	13%
% of Active Mgrs	33%	29%	25%	26%	20%	20%

Chicago Teachers' Pension Fund
Current MWDBE Allocation vs. Target MWDBE Allocation
Reporting for the Period ending May 31, 2011

	% of Asset Class	Target Allocation	Allocation Difference
Total Fund Assets	34%	20%	14%
Total Active Assets	33%	25%	8%
Total MWDBE Equity	46%	30%	16%
Total Minority Equity	41%	25%	16%
Total Women Equity	5%	5%	0%
Total Disabled Equity	0%	0%	0%
Total MWDBE FI	15%	15%	0%
Total Minority FI	15%	12%	3%
Total Women FI	0%	3%	(3%)
Total Disabled FI	0%	0%	0%
Total MWDBE Alts	11%	10%	1%
Total Minority Alts	11%	10%	1%
Total Women Alts	2%	0%	2%
Total Disabled Alts	0%	0%	0%

Chairperson O’Brill moved the Report of the Committee on Investments to the omnibus.

CPS PAYROLL UPDATE

Ms. Patricia Hambrick, Chief Financial Officer, reported that CPS committed to sending data to CTPF for all general population files for fiscal years 2008, 2009, and 2010 by the end of April 2010. CTPF has received data for 29,074 members for all three years. CTPF has loaded 17,147 of those members and anticipates having all files loaded by mid August 2011. Ms. Hambrick expressed that CTPF is committed to providing member statements through fiscal year 2010 in the fall. Ms. Hambrick reviewed the status of the TRD populations that have not been finalized based on in-house data. She reported that there are a total of 468 files which have not been finalized.

Mr. Dion Smith, CPS deputy chief fiscal officer, reported that HB1719 which amends the Pension Code and defines a day of pay for a day of service credit was signed by Governor Quinn on June 28, 2011.

REPORT OF THE INDEPENDENT AUDITOR

Mr. Kurt Gabouer and Ms. Julie Barrientos of KPMG presented the results of the 2010 audit of the Fund. KPMG explained its responsibility for forming and expressing an opinion about whether the financial statements, as prepared by management with the oversight of the Trustees, are presented fairly and in conformity with generally accepted accounting principles. They reported that the financial statements as presented, present fairly, in all material respects, the plan net assets of the Fund as of June 30, 2010. KPMG reviewed the Management Letter. They identified certain deficiencies in internal control that they consider material weaknesses and reviewed their recommendations and management responses. KPMG addressed questions raised by the Trustees.

Motion to Accept Audit Presentation by KPMG, Approved

A motion was made by Mr. Ward, seconded by Ms. Reilly, to accept the report of the audit presentation by KPMG. The motion passed by the following vote:

Ayes: Ms. Freed, Mr. Kotis, Mr. O’Brill, Mr. Rehak, Ms. Reilly, Ms. Rodriguez, Mr. Sierra, Mr. Ward, Ms. Zopp – 11.

Abstentions: Ms. Ashford – 1.

REPORT OF THE COMMITTEE ON PENSION LAW AND RULES

Chairperson Reilly reported that the Board previously approved a motion that allows reimbursement of out-of-pocket expenses at local conferences. She stated that the approval requires an amendment to the Bylaws and Rules. Ms. Reilly reported that at the June 23, 2011, Finance and Audit Committee Meeting, the Committee recommended approval of the amendment to the Bylaws and Rules reflecting the policy.

Motion to Accept Amendment to Bylaws and Rules, Approved

A motion was made by Ms. Reilly, seconded by Mr. Rehak, and unanimously passed, to accept the amendment to the Bylaws and Rules as follows:

Bylaws

Article X. Trustee Education

Section 2. **Authorized Educational Seminars.** Trustees may attend three (3) pre-approved educational seminars per year, which must be held in the United States, its territories, Canada, and Mexico. No unused seminars may be carried forward to the following year. Trustees may attend local seminars ~~so long as there is no cost incurred by the Fund and shall be reimbursed for expenses not to exceed the meeting travel per diem.~~ Any expenses Attendance must be approved by a majority of the Trustees prior to the travel to or attendance at the educational seminar.

Rules

Article XI. Fiduciary Duties and Code of Ethics

Section 5. **Trustee Education.** Trustees may attend three (3) pre-approved educational seminars per year, which must be held in the United States, its territories, Canada, and Mexico. No unused seminars may be carried forward to the following year. Trustees may attend local seminars ~~so long as there is no cost incurred by the Fund and shall be reimbursed for expenses not to exceed the meeting travel per diem.~~

Meeting with Public Pension and Taft-Hartley Funds

Chairperson Reilly reported that she, Ms. Freed, Mr. Rehak, and Mr. Ward recently met at the Chicago Federation of Labor with other trustees from public and Taft-Hartley funds to discuss issues that affect pension funds. They expect to meet again in September 2011.

REPORT OF THE PRESIDENT

IPPFA Pension Trustee Forum

Mr. Huber reported that the IPPFA Pension Trustee Forum will be held on August 24, 2011, in Chicago. Mr. Huber commented that he and other Trustees attended the forum in the past and that Trustees who attend are eligible to receive 8 hours of ethics training which would satisfy state requirements for pension trustees. Mr. Huber recommended that Trustees be allowed to attend the forum at no cost to Trustees due to education requirements and location. Mr. Huber stated that at the June 23, 2011, Finance and Audit Committee meeting a recommendation was made by the committee for approval.

Trustee Attendance at IPPFA Pension Trustee Forum, Approved

A motion was made by Ms. Reilly, seconded by Ms. Rodriguez, and unanimously passed, to allow Trustees to attend the August 24, 2011, IPPFA Pension Trustee Forum. The Fund shall cover the cost of registration fees, substitute costs for active teachers, and per diem expenses substantiated by receipts, and further that the forum will not be counted as one of the three allowable conferences per year.

Conference Request

Mr. Rehak requested approval to attend the IFEBP Wharton School Advanced Investments Management Course in Philadelphia in September 2011.

Ms. Reilly requested approval to attend the NCTR Annual Conference in Baltimore in October 2011.

Motion to Authorize Trustee Travel, Approved

A motion was made by Ms. Zopp, seconded by Mr. Sierra, and unanimously passed, to approve the conference requests as listed above.

Trustee Rescinds Request to Attend IFEBP Conference

Mr. Rehak withdrew his request to attend the IFEBP Certificate for Public Policy Programs in Chicago in June 2011 as previously approved.

OMNIBUS VOTE

On a motion by Mr. Ward, seconded by Mr. Kotis, and by unanimous vote, the foregoing committee reports which were moved to the omnibus were approved.

REPORT OF THE EXECUTIVE DIRECTOR

Disposition of Election Materials Approved

Mr. Kevin Huber, Executive Director, reported that materials used for the 2010 election of Trustees were carefully preserved for more than six months, that they were of no use for any future elections and were not required evidence for proceedings in any court. Therefore, the 2010 election materials have been destroyed in accordance with the election policies and procedures.

Staff Salary Increases

Mr. Huber reported that at the June 23, 2011, Finance and Audit Committee Meeting some Trustees expressed concern about annual salary increases for staff being capped at 6% as proposed by Fund management. Mr. Huber reported that the highest salary increase will not exceed 4%.

Motion to Allow CTPF Staff to Pay for Military and Maternity Leave

Mr. Huber reported that historically the Fund had no formal employer sponsored leave policy for employees entering the military or leaving for maternity purposes. Many Fund employees returned to service as valuable employees and therefore should have been granted an approved leave of absence when salaries and service credit were not granted for these periods. Accordingly, Mr. Huber recommended that those staff members who were affected be eligible to purchase military and maternity leave.

A motion was made by Mr. Ward, seconded by Ms. Reilly, and unanimously passed, that CTPF staff members who left employment under either a military or maternity leave, and left their contributions on file, and returned to work, are eligible to purchase the time away under ILCS 17-134.

Pay Period 13 Lawsuit Update

Mr. Huber reported that a hearing on the Pay Period 13 lawsuit was held on July 14, 2011. He stated that the judge would like for all retired members affected by PP 13 to be presented in a class action lawsuit. The judge ruled that CPS must contact the affected members and give them notice. CPS filed a motion for RTAC to represent the class. The next hearing is scheduled for July 26, 2011.

EXECUTIVE SESSION

Motion to Go Into Executive Session, Approved

A motion was made by Ms. Rodriguez, seconded by Mr. Ward, and unanimously passed, to go into executive session for the purpose of discussing litigation.

The executive session lasted from 3:49 p.m. to 4:03 p.m.

Motion to Return to Open Session, Approved

A motion was made by Mr. Ward, seconded by Mr. Sierra, and unanimously passed, to return to open session.

**Direction to Engage in Discussions with CPS regarding
Required Contributions to CTPF**

The Trustees directed Mr. Huber to engage CPS in discussions regarding CPS required contributions to the Fund.

NEW BUSINESS

Communications Update

Mr. Rehak, Chairperson of the Communications Committee, presented a memorandum which included updates on communications being sent to CTPF members, past and future seminars, and e-mail registrations.

Trustees Change Vote on Previous Motion

Ms. Freed and Mr. Rehak requested to change their vote on a motion which was made previously during the meeting to *follow CTPF's attorney's advice and declare a vacancy of Trustee Maria Rodriguez' position effective July 1, 2011.* The Trustees unanimously consented to Ms. Freed and Mr. Rehak changing their votes from Ayes to Nays.

ADJOURNMENT

On a motion by Mr. Ward, seconded by Dr. Pilditch, and by unanimous vote, the meeting adjourned at 4:04 p.m.

Respectfully submitted,



Mary Sharon Reilly
Recording Secretary

PROCEEDINGS
OF THE
Board of Trustees
OF THE
**Public School Teachers' Pension and
Retirement Fund of Chicago**

Executive Session – Official Report

Thursday, July 21, 2011

An executive session of the Board of Trustees of the Public School Teachers' Pension and Retirement Fund of Chicago was held Thursday, July 21, 2011.

The President, Mr. John F. O'Brill, called the meeting to order at 3:49 p.m.

ROLL CALL

Members present: Ms. Lois W. Ashford, Ms. Jeanne Marie Freed, Mr. Chris N. Kotis, Mr. John F. O'Brill, Mr. Jay C. Rehak, Ms. Mary Sharon Reilly, Ms. Maria J. Rodriguez, Mr. Rodrigo A. Sierra, Mr. James F. Ward, Ms. Andrea L. Zopp – 10.

Members absent: Mr. Jeffery Blackwell, Dr. Walter E. Pilditch – 2.

Also in attendance were Mr. Kevin B. Huber (*Executive Director*), Ms. Patricia Hambrick (*Chief Financial Officer*), Ms. Carmen Heredia-Lopez (*Director of Investments*), and Mr. Joseph Burns of Jacobs, Burns, Orlove and Hernandez (*Legal Counsel*).

Discussion ensued regarding litigation. No action was taken.

There being no further business, the executive session adjourned at 4:03 p.m.

Respectfully submitted,



Mary Sharon Reilly
Recording Secretary

EXHIBIT A

Finance and Audit Committee Meeting

Recommendations/Actions

June 23, 2011, 10:07 a.m. – 12:00 p.m.

Attendees: Trustees – Chairperson Walter E. Pilditch, Ms. Lois W. Ashford, Mr. Chris N. Kotis, Mr. John F. O’Brill, Mr. Jay C. Rehak, Ms. Mary Sharon Reilly, Ms. Maria J. Rodriguez, Mr. James F. Ward – 8.

Staff and Consultants – Mr. Kevin B. Huber, Executive Director, Ms. Patricia Hambrick, Chief Financial Officer, Mr. Robert Jurinek, Internal Auditor, Ms. Sandra Shelby, Accounting Manager, Ms. Anita Tanay of Burns, of Jacobs, Burns, Orlove, and Hernandez, Legal Counsel.

Chairperson Pilditch called the meeting to order at 10:07 a.m.

PUBLIC PARTICIPATION

Presentation by Mr. Louis Pyster

Mr. Louis Pyster, a CTPF retired member, commented on a letter from Ms. Karen Lewis, CTU President, to Mr. Kevin Huber and the Board of Trustees, recommending a candidate for a CTPF Legislative Lobbyist position. Mr. Pyster expressed his opinion that the letter was inappropriate. He stated that no such letter should be sent by a president or organization affiliated with CTPF on behalf of a candidate. He further expressed that such a recommendation taints the process.

Mr. Ward responded that he does not agree with Mr. Pyster’s comments. He stated that such letters of recommendation are often written on behalf of candidates in business and public life. He further expressed that the letter was not an order, rather it was a request that consideration be given to the candidate. Mr. Ward concluded that he has received thousands of such letters throughout his career.

Ms. Rodriguez stated for the record that the letter stated that the candidate is strongly recommended. Ms. Rodriguez questioned why some Trustees received the letter and others did not.

Presentation by Ms. Bukola Bello

Ms. Bukola Bello of Vision MAI, LLC, a candidate for a CTPF Legislative Lobbyist position, expressed her willingness to address questions by the Board. Ms. Rodriguez expressed that it was disturbing to see Ms. Bello engaged in a discussion with Mr. John Lewis after her presentation to the Board on June 9, 2011. Ms. Bello responded that Mr. Lewis congratulated her on her presentation.

PRESENTATION OF THE 2012 PROPOSED BUDGET

Ms. Patricia Hambrick, CFO, and Ms. Sandra Shelby, Controller, presented the proposed 2012 Budget as prepared by CTPF management. Ms. Hambrick reviewed the administrative budget schedule and addressed questions raised by the Committee. Mr. Rehak stated that the overall budget for salaries is 11% more than the previous year. He also commented on the number of additional hires. Mr. Rehak suggested salary increases be capped at 4%, not 6% as presented. He further expressed that he is concerned about increasing costs. Management explained that employees will receive increases based on their individual performance ratings which could range from 0%-6%. Ms. Ashford expressed concern about the potential for partiality with the current compensation system. She suggested a 3% across the board salary increase for staff. Discussion ensued regarding performance raises versus lane and step raises.

Management also reviewed proposed position reclassifications and promotions for fiscal year 2012. Management addressed questions raised by the Committee.

Motion to Approve 2012 Budget as Presented

A motion was made by Ms. Reilly, seconded by Mr. Kotis, to approve the 2012 Budget as presented.

Motion to Table Preceding Motion, Failed

A motion was made by Mr. Rehak, seconded by Mr. Ward, to table the preceding motion to approve the 2012 Budget as presented. The motion failed by the following roll call vote:

Ayes: Mr. Ward – 1.

Nays: Mr. Kotis, Mr. O’Brill, Dr. Pilditch, Ms. Reilly, Ms. Rodriguez – 5.

Ms. Ashford and Mr. Rehak left the meeting before the vote was taken.

Mr. Rehak left the meeting prior to the vote on the advice of the Parliamentarian that there was no quorum. It was subsequently determined by the Parliamentarian that there was a quorum.

Motion to Approve 2012 Budget as Presented, Approved

The vote was taken on the preceding motion made by Ms. Reilly, seconded by Mr. Kotis, to approve the 2012 Budget as presented. The motion passed by the following roll call vote:

Ayes: Mr. Kotis, Mr. O’Brill, Dr. Pilditch, Ms. Reilly, Ms. Rodriguez – 5.

Nays: Mr. Ward – 1.

Chairperson Pilditch stated for the record that the 11% increase in salaries as referenced previously by Mr. Rehak is somewhat misleading. Chairperson Pilditch clarified that the total increase in salaries includes additional positions and position reclassifications.

Legislative Lobbyist Discussion

Mr. Huber reviewed the direction offered by the Trustees at the June 9, 2011, Board meeting to enter into negotiations with the team from Pension Advocacy Group and Ms. Bukola Bello of Vision MAI, LLC, for legislative lobbyist services to the Fund. Mr. Huber updated the Committee on the discussions. He reported that Pension Advocacy Group agreed to an offer of \$100K. Ms. Bello agreed to an offer of \$60K, with a caveat that she be allowed to seek other clients. The Committee discussed concerns about Ms. Bello's ability to work solely for CTPF, as well as the potential for conflicts of interest should Ms. Bello acquire other clients. Ms. Hambrick commented on a potential conflict of interest with Mr. Andrew Bodewes, a member of the team for Pension Advocacy Group. Discussion ensued.

Mr. Ward left the meeting during the legislative lobbyist discussion.

Mr. Kotis stated for the record that it is reprehensible that someone who represents retirees would leave a meeting so as not to have a quorum for pension fund business in an effort to make a political statement.

Ms. Rodriguez stated for the record that the departure was a political statement as the person is politically affiliated with Chicago Teachers Union.

Legislative Lobbyist Recommendation

The Committee made a recommendation to be presented to the full Board for consideration at the July 21, 2011, Board Meeting to the hire Pension Advocacy Group at \$100K; to direct Pension Advocacy Group to replace Mr. Andrew Bodewes or advise the Board as to how Mr. Bodewes' services will be utilized; and to hire Bukola Bello of Vision MAI, LLC at \$60K, exclusive to CTPF.

NEW BUSINESS

Amendment to the Bylaws and Rules Recommendation

Ms. Reilly, Chairperson of the Committee on Pension Law and Rules reported that at the last Board meeting the Trustees approved a motion that allows reimbursement of out-of-pocket expenses at local conferences. Ms. Reilly stated that the approval requires an amendment to the Bylaws and Rules. Ms. Reilly recommended that the amendment be presented to the full Board for consideration at the July 21, 2011, Board Meeting.

UNFINISHED BUSINESS

IPPFA Conference Recommendation

Mr. Huber reported that the IPPFA Pension Trustee Forum will be held on August 24, 2011, in Chicago. Mr. Huber commented that he and other Trustees attended the forum in the past and that Trustees who attend are eligible to receive 8 hours of ethics training which would satisfy state requirements for pension trustees. Mr. Huber recommended that Trustees be allowed to attend the forum at no cost to Trustees due to education requirements and location.

The Committee made a recommendation for consideration by the full Board at the July 21, 2011, Board Meeting to allow Trustees to attend the IPPFA Pension Trustee Forum in Chicago. The Fund shall cover the cost of registration fees, substitute costs for active teachers, and per diem expenses substantiated by receipts, and further that the forum will not be counted as 1 of the 3 allowable conferences per year.

ADJOURNMENT

On a motion by Ms. Rodriguez, seconded by Ms. Reilly, and by unanimous vote, the meeting adjourned at 12:00 p.m.

EXHIBIT B

Investment Committee Informal Meeting

Recommendations/Actions

July 8, 2011

Attendees: CTPF Trustees: Ms. Lois W. Ashford, Mr. Jeffery Blackwell, Ms. Jeanne Marie Freed, Mr. John F. O’Brill, Mr. Jay C. Rehak, Ms. Mary Sharon Reilly, and Mr. James F. Ward; Staff and Consultants: Ms. Angela Miller-May, Mr. Kevin B. Huber, Ms. Carmen Heredia-Lopez and Mr. Ben Ruff; Consultant: Ms. Cara Wood.

At the June 20, 2006, Board meeting, Trustees were encouraged to attend Management and CTPF’s “First Friday” monthly meetings with investment managers and service providers. These meetings provide access to ANY investment service provider that would like to meet with management and Callan and have a product that is potentially beneficial to the Fund. The attendees met with the following investment service providers on July 8, 2011:

- 9:30 Morgan Stanley – Melissa Richards, John Veech, and Anne Valentine Andrews presented their firm’s infrastructure asset fund described as essential to society, operated in a regulated environment and inflation protected with long useful lives. The \$4B opportunistic fund deploys most of the assets in transportation and energy.
- 10:00 Duff & Phelps-Virtus Investments – Sam Austin and Randle Smith presented their firm’s global listed infrastructure asset fund. The publicly traded fund buys stocks of companies that invest in infrastructure leading to higher liquidity, diversification and lower fees (85 BPs). The fund has \$69M AUM and features inflation protection, duration, diversification and a predictable income stream.
- 10:30 Harvest MLP Funds – Kirk Huddles presented his firm’s Master Limited Partnerships, a publicly traded fund. The fund has \$550M AUM, hedges against inflation and attempts to take advantage of the current insufficient transport and storage capacity related to natural resource production.
- 11:00 Terra Academy – Thomas Miller, Chance Mims and Bruce Batkin presented their firm’s Real Estate debt and gap financing strategy. Due to current credit market conditions, shortfalls may exist between maturing mortgages and available mortgages. This equates to a “funding gap” which enables Terra to finance on profitable terms. Terra concentrates on the California Market which accounts for 14% of the US commercial mortgage debt. The fund’s loans are secured by interest in high-quality, income producing properties valued at today’s lower valuations.

- 12:30 CIM Group – Brad Barsily presented his firm’s CIM VI Real Estate strategy which focuses on urban real estate undergoing a positive transformation. It targets submarkets with low risk and low leverage through opportunistic, core and infrastructure strategies. The fund has \$5.5B AUM with superior returns for each of its funds. CIM boast no legacy problems and the ability to create alpha or value above what others can accomplish.
- 1:00 Arsenal Real Estate – John Maurer presented his firm’s privately held real estate strategy that serves a high net worth, pension plan, foundation and endowment investors. The firms seeks to take advantage of the opportunities emerging in the apartment sector that have the potential for outsized investment returns without unmanageable risk and high levels of liquidity upon construction completion and lease-up. The firm has approximately \$2.25B AUM.

The attendees listened to the respective presentations and asked questions of each service provider.

EXHIBIT C

Investment Committee Meeting

Recommendations/Actions

July 14, 2011, 3:49 p.m. – 4:47 p.m.

Attendees: Trustees: Board President and Committee Chairperson, Mr. John F. O’Brill, Ms. Jeanne Marie Freed, Mr. Chris N. Kotis, Dr. Walter E. Pilditch, Mr. Jay C. Rehak, Ms. Mary Sharon Reilly, Mr. James F. Ward – 7.

Chairperson O’Brill subsequently arrived during The Townsend Group’s first quarter review presentation.

Staff and Consultants: Mr. Kevin B. Huber, Executive Director, Ms. Carmen Heredia-Lopez, Director of Investments, Mr. Joseph Burns, Jacobs, Burns, Orlove & Hernandez, Legal Counsel, and Ms. Cara Wood and Mr. Kurt Nye of The Townsend Group, Real Estate Investment Consultant.

Report of the Real Estate Investment Consultant

Value-Added Multifamily Real Estate Search Process

Ms. Cara Wood and Mr. Kurt Nye of The Townsend Group reported that the Board previously authorized The Townsend Group to conduct an RFP for a value-added real estate investment manager focused on multifamily. The Townsend Group presented the value-added multifamily real estate search process. The Townsend Group and staff reviewed with the Committee the selection process.

They informed the Committee that after a thorough analysis of eighteen responses the Townsend Group and staff selected the Greystar Equity Partners VII and CityView Southwest Multifamily Partners as finalists.

Mr. Huber addressed the process of the RFP and the week between the review and the presentations. The Committee agreed that a week between the RFP selection of finalists and the presentations is beneficial for review, and will continue the current process.

Recommendations/Actions

A motion was made by Mr. Ward, seconded by Mr. Rehak, to invite a third candidate as a finalist to select for the value-added multifamily real estate search process.

The motion failed by the following roll call vote:

Ayes: Mr. Rehak, Mr. Ward – 2.

Nays: Ms. Freed, Mr. Kotis, Dr. Pilditch, Ms. Reilly – 4.

Greystar Equity Partners VII and CityView Southwest Multifamily Partners will make presentations at the July 21, 2011, Board of Trustees’ Meeting.

Mr. Kotis left the meeting.

Review of Quarterly Performance Report

Ms. Cara Wood and Mr. Kurt Nye of The Townsend Group reviewed with the Committee the first quarter performance report ending March 31, 2011. Ms. Wood stated that the real estate market continues to recover. Ms. Wood stated that CTPF had approximately \$1.2B invested in private real estate, REITS and infrastructure as of March 31, 2011, comprising 12.0% of total plan assets versus the real assets target of 11.0%. Ms. Wood stated that capital that has been committed to underlying funds but not yet called accounts for an additional \$226.5M, or 2.2% of total Fund assets. Ms. Wood stated that over the last full year, CTPF's real assets portfolio has outperformed the custom index (net of fees) as a result of strength in the core, opportunistic, and public real estate portfolios. Ms. Wood stated that over the longer term, the performance gap is closing as the non-core private real estate portfolio has begun to follow suit with REIT's and core real estate in achieving value recovery. Mr. Nye reviewed the different asset class allocation graphs with the Committee. The Townsend Group addressed questions raised by the Trustees.

New Business

The Committee inquired about the eligibility of a Board member to serve as a Trustee.

Adjournment

On a motion by Mr. Ward, seconded by Ms. Reilly, the meeting was adjourned at 4:47 p.m.

PROCEEDINGS
OF THE
Board of Trustees
OF THE
**Public School Teachers' Pension and
Retirement Fund of Chicago**

Regular Meeting – Official Report

Thursday, August 18, 2011

A regular meeting of the Board of Trustees of the Public School Teachers' Pension and Retirement Fund of Chicago was held Thursday, August 18, 2011.

The President, Mr. John F. O'Brill, called the meeting to order at 9:51 a.m.

ROLL CALL

Members present: Ms. Lois W. Ashford, Mr. Jeffery Blackwell, Ms. Jeanne Marie Freed, Mr. Chris N. Kotis, Mr. John F. O'Brill, Dr. Walter E. Pilditch, Mr. Jay C. Rehak, Ms. Mary Sharon Reilly, Ms. Maria J. Rodriguez, Mr. Rodrigo A. Sierra, Mr. James F. Ward, Ms. Andrea L. Zopp – 12.

Also in attendance were Mr. Kevin B. Huber (*Executive Director*), Ms. Patricia Hambrick (*Chief Financial Officer*), Mr. Joseph Burns of Jacobs, Burns, Orlove and Hernandez (*Legal Counsel*), Ms. Cara Wood of The Townsend Group (*Real Estate Investment Consultant*) Mr. Matt Shirilla of Callan Associates (*Investment Consultant*), and various observers and staff members.

PUBLIC PARTICIPATION

Presentation by Lee White

Ms. Lee White, a retired member, expressed her concern about the issue of Ms. Bello being congratulated after her presentation to the Board on June 9, 2011. Ms. White stated that she did not see any problem with Ms. Bello being congratulated by Mr. Lewis after her presentation on June 9, 2011.

Ms. White questioned the contention on the issue of the Trustee vacancy. She expressed that proper representation should be in place on the Board.

Ms. White questioned the minutes of the Investment Committee meeting on August 11, 2011, regarding Mr. O’Brill and Ms. Reilly’s departure and the issue of a quorum.

Ms. White expressed her dissatisfaction with the Fund’s investment returns.

Mr. Joseph Burns, legal counsel addressed Ms. White’s questions and concerns.

Presentation by Stephen Riley

Mr. Stephen Riley, a retired member, shared with the Trustees a memo regarding American heroes. Mr. Riley also shared an educational collage on American heroes which he created. Mr. Riley thanked the Trustees for being attentive, respectful, courteous, kind, and detail oriented.

Presentation by Edna Otero

Ms. Edna Otero, a member, expressed her concern regarding Ms. Maria Rodriguez status as a Trustee. Ms. Otero stated that the Fund is of utmost importance to every single teacher and that is why the teachers vote for someone the teachers trust to represent them. Ms. Otero stated that the teachers have continuously voted for Ms. Maria Rodriguez and finds it outrageous that her status is being questioned. Ms. Otero further stated that the teachers voted for Ms. Maria J. Rodriguez and that she should be able to finish her term.

Presentation by George N. Schmidt

Mr. George N. Schmidt, a retired member, and reporter for *Substance* newspaper stated that he is looking forward to voting in the retiree election. Mr. Schmidt stated that the Board of Education released its proposed 2011 – 2012 budget and it is only available on-line. Mr. Schmidt stated that he believes it should be available in hard copy for the public before the public hearings are held. Mr. Schmidt stated the CTPF should write a comprehensive and financially accurate accounting of how the Fund is structured because the public is led to believe that the Board of Education does not have a contractual obligation to pay its fair share to the Pension Fund.

Presentation by Louis Pyster

Mr. Louis Pyster, a retired member, stated that at the last Board meeting there was a discussion regarding the vacancy and it became clear that it may be necessary to have a policy in place. Mr. Pyster stated that if you retire from the Board of Education there is in fact a vacancy. Mr. Pyster stated that if one resigns, or retires, one can no longer be an active teacher Trustee. Mr. Pyster stated that caucus politics are involved and that is the reality of the Pension Fund. Mr. Pyster stated that the Board should declare a vacancy. Mr. Pyster requested an update on the pay period 13 lawsuit.

TRUSTEE VACANCY POLICY

Trustee Kotis Presented the Trustee Vacancy Policy Proposal as Follows:

Any Trustee elected by their respective groups that no longer retains her/his status due to change in circumstances (retirement, nonretirement resignation, termination of employment, death, removal for violating ethical or fiduciary standards, etc) during her/his term shall immediately vacate his/her position and the Trustees shall implement a process whereby Trustees notify, through the CTPF website, the respective group of the vacancy, and allow any member of that group to apply to fill the vacancy. A committee of all Trustees from the respective group of the vacant Trustee position will meet and determine within one month of the declared vacancy which candidate to propose to the entire Board of Trustees. The active teacher committee will include all Active Teacher Trustees; the retired teacher committee would include the two remaining retiree Trustees, and would consult with RTAC for suggested replacements; if the principal trustee position becomes vacant, the Principal's Association would be consulted. An affirmative vote of a majority of Trustees eligible to vote must occur in the month after the vacancy has been declared.

Discussion ensued.

Motion to Accept the Proposed Policy for Filling a Trustee Vacancy, with Modification, Approved

A motion was made by Mr. Kotis, seconded by Ms. Reilly, to accept the proposed policy for filling a trustee vacancy, with modification that if the trustee position is vacated on or after June 30th, the vacancy will not be filled until the next election. The motion passed by the following vote:

Ayes: Mr. Kotis, Mr. O'Brill, Dr. Pilditch, Ms. Reilly, Mr. Sierra, Ms. Zopp – 6.

Nays: Ms. Ashford, Mr. Blackwell, Ms. Freed, Mr. Rehak, Mr. Ward – 5.

Abstentions: Ms. Rodriguez – 1.

Ms. Rodriguez left the meeting, as her position was deemed vacant by the policy passed above.

COMMUNICATIONS

Illinois Freedom of Information Act Requests

The following persons made requests to the Fund in accordance with the Illinois Freedom of Information Act.

- Adrian Dultzin-Lacoste, of PE Republic, requested a list of specific records pertaining to CTPF's private equity investments since 2000. The request was denied in accordance with the Illinois Statute. A narrowed request was subsequently fulfilled.
- Ms. Diamond Echols requested a copy of the report or list provided by CPS to CTPF from January 2011 to present of CPS employees who resigned employment with CPS and are thereby eligible for CTPF retirement benefits. The request was fulfilled.
- Mr. David Morrison, of Illinois Campaign for Political Reform, requested a copy of contracts entered into by CTPF for lobbying services between July 1, 2010 and June 30, 2011; invoices or billing statements submitted to CTPF for lobbying services between July 1, 2010 and June 30, 2011; and receipts of payments made to CTPF for lobbying services between July 1, 2010 and June 30, 2011. The request was fulfilled.
- Ms. Lois Nelson, a CTPF retired member, requested CTPF forms 704, 705, 715, and 725 submitted by Maria J. Rodriguez, a CTPF member. The request was fulfilled.
- Mr. Jay C. Rehak, a CTPF Trustee, requested documents received by CTPF from CPS that list those who retired during the months of April 2011 through July 21, 2011. The request is being processed.

APPROVAL OF MINUTES

Motion to Accept Minutes of Regular Board Meeting on July 21, 2011, Approved

A motion was made by Ms. Reilly, seconded by Dr. Pilditch, and unanimously passed, to approve the minutes of the Regular Board Meeting on July 21, 2011.

REPORT OF THE INVESTMENT CONSULTANT

The Townsend Group

Routine Due Diligence Presentations by REEF and ML/Blackstone

Investment managers representing REEF and ML/Blackstone made routine due diligence presentations to the Board in accordance with the Fund's investments policy. Each manager reviewed their portfolio, organization, philosophy, and performance. The managers addressed questions raised by the Trustees.

Callan Associates

Mr. Matt Shirilla of Callan Associates reviewed with the Trustees the second quarter report ending June 30, 2011.

Mr. Shirilla reviewed the capital markets commentary, and the Fund's performance in all asset classes and allocations. Mr. Shirilla reported that the Fund was valued at \$10.3B at the end of the second quarter, representing a net increase in assets of \$226.1M since the end of the first quarter 2010. The total Fund returned 4.41% net of fees, during the quarter, outperforming the Total Fund Benchmark by 23 basis points and ranking in the 9th percentile of Large Public Funds. Mr. Shirilla reported that the following managers are currently on the watch list: New Amsterdam, Taplin, Canida & Habacht, Western Asset Management, Adelante Capital Management and Piedmont Investment Advisors. Mr. Shirilla also reported that Dimensional Fund Advisors will be removed from the watch list in accordance with CTPF's Watch List Policy. Callan will continue to monitor their performance. Mr. Shirilla addressed questions raised by the Trustees.

CPS PAYROLL UPDATE

Ms. Alicia Winckler, former CPS Chief Human Capital Officer, explained some shifts and rebranding at CPS. Her title is now that of Chief Talent Officer with a change in the department name of Talent Office. In addition as a result of organizational shifts, Ms. Angela Alonzo, CPS Payroll Director and the CPS Payroll Department, will report to the Chief Administrative Office led by Mr. Tim Cawley as part of the Finance team. Ms. Winckler stated that Mr. Kulley and Ms. Shaker may attend future Board meetings.

Ms. Winckler reported that CPS has completed transmission of active employee payroll data files for fiscal years 2008, 2009, and 2010. Ms. Patricia Hambrick, Chief Financial Officer, stated that some files were received as recently as yesterday, but that CTPF anticipates having all 2008, 2009 and 2010 files loaded by September 15, 2011, in order to distribute member statements and proceed with the audit for fiscal year 2011. Ms. Winckler reported that CPS is currently working on the active employee files for fiscal year 2011 and expects to complete transmission of those files to CTPF by December 2011.

REPORT OF THE ACTUARY

Senate Bill 512 Funding Projections

Mr. Sandor Goldstein of Goldstein and Associates presented results of funding projections for Senate Bill 512 which was introduced during the last legislative sessions. Mr. Goldstein explained that Senate Bill 512 provides for Illinois public employees hired before January 1, 2011, to be given a choice to elect to participate in one of three retirement plans. Options include remaining in the traditional (Tier 1) benefit plan, transitioning to the new Tier II plan, or going into a self-managed plan. Employees hired on or after January 1, 2013 are given a choice to elect to participate in the Tier II plan or the self-managed plan. Mr. Goldstein presented a summary of the funding provisions of the bill and reviewed the approach used in performing the funding projections. He presented funding projections based on SB 512 and also included projections based on the regular actuarial valuation for comparison. He indicated that under SB 512 CPS contributions would be reduced by \$2.7B over the 50-year period. Overall the funded ratio would be similar to the regular projections through 2059. Mr. Goldstein addressed questions raised by the Trustees.

REPORT OF THE COMMITTEE ON INVESTMENTS

August 5, 2011, First Friday Manager Meeting Report Presented

Chairperson O'Brill presented the July 5, 2011, First Friday Meeting report (see Exhibit A attached).

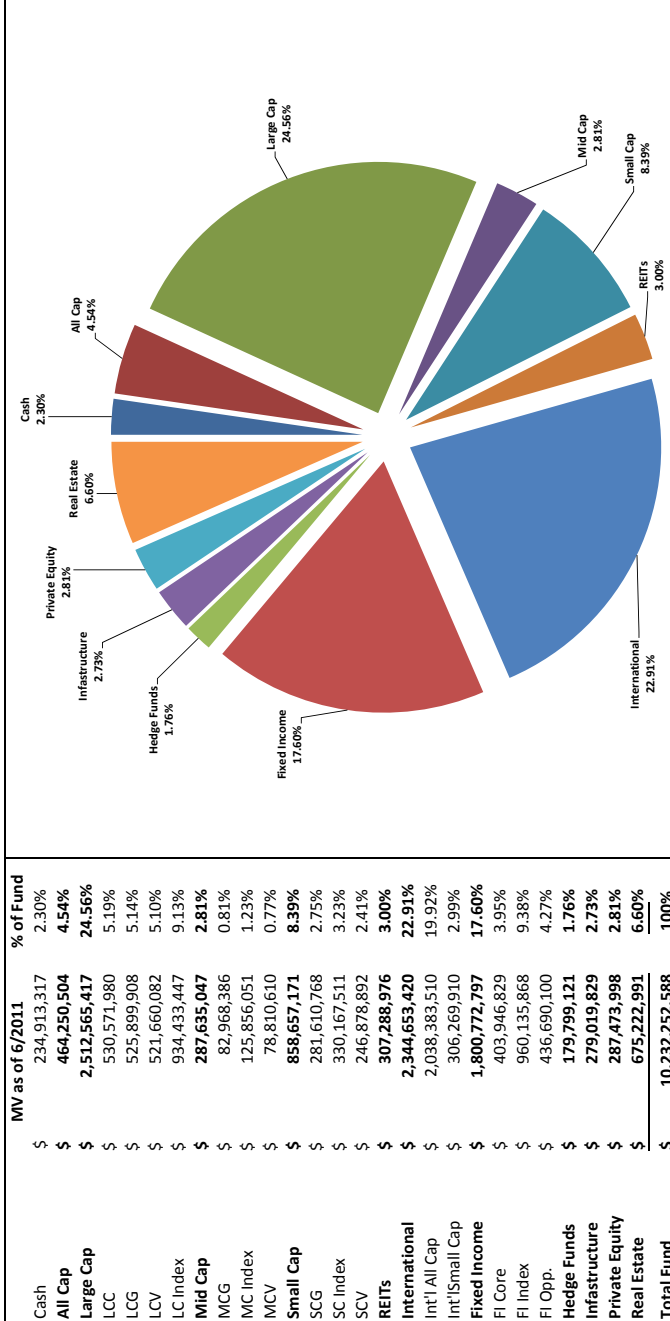
August 11, 2011, Investment Committee Report Presented

Chairperson O'Brill presented the August 11, 2011, Investment Committee Report (see Exhibit B attached).

Investment Committee Reports

Chairperson O'Brill recommended that the following investment reports be recorded in the proceedings of this meeting:

Chicago Teachers' Pension Fund
 Asset Allocation Summary
 Reporting for the Period ending June 30, 2011



* includes assets received from the City of Chicago

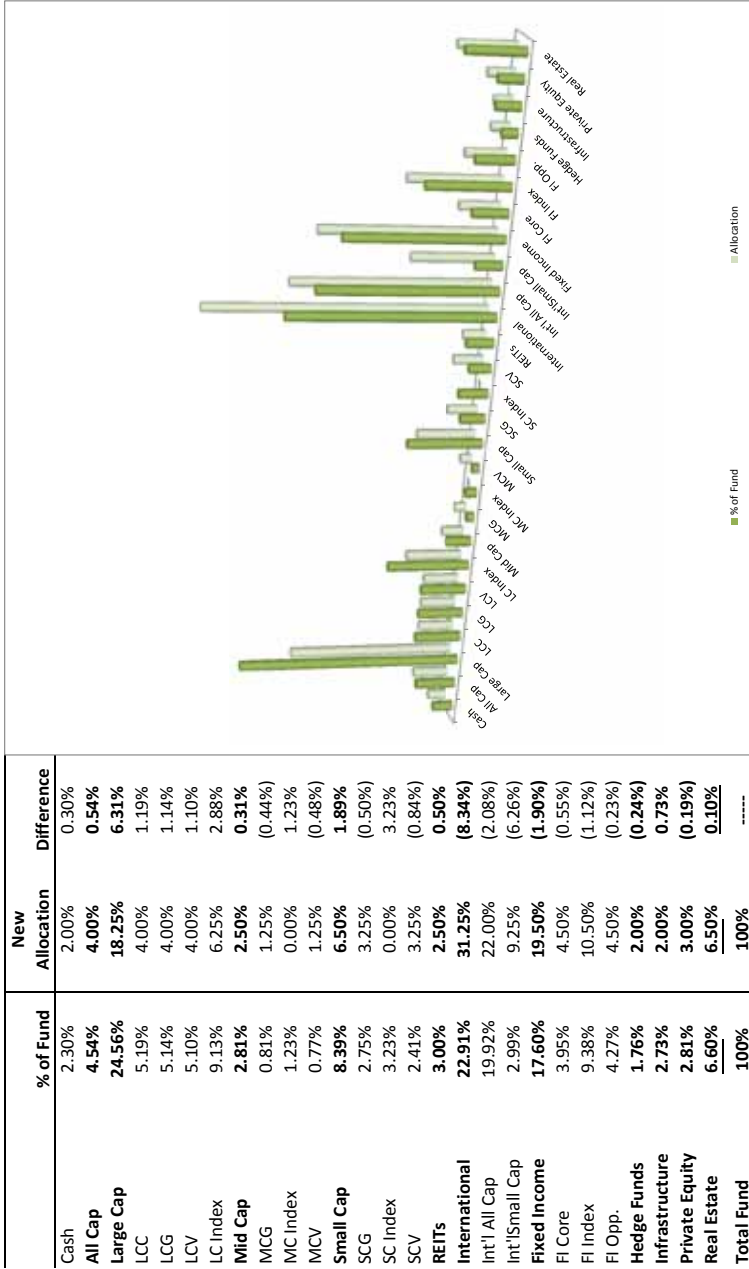
Chicago Teachers' Pension Fund
Asset Allocation Summary
Reporting for the Period ending June 30, 2011

		MV as of 6/2011	% of Asset Class	% of Total Fund
Cash	APPROPRIATION	37,715,422.57	16.1%	0.37%
	LYNMAR -SL	32,350.52	0.0%	0.00%
	CASH EQUIV CTFP	192,424,748.74	81.9%	1.88%
	NEUBERGER FI	42,310.97	0.0%	0.00%
	ACADIAN ASSET MGMT	408,103.19	0.2%	0.00%
	INTERNAL USE	147.49	0.0%	0.00%
	STEP SEGREG	2,972,440.18	1.3%	0.03%
	GLOBAL CURRENTS	307,649.73	0.1%	0.00%
	NTGI EAFE GROWTH	1,010,143.28	0.4%	0.01%
Total Cash		\$ 234,913,317	100.0%	2.30%
All Cap	ATTUCKS	\$ 185,889,744	40.0%	1.82%
	PROGRESS	\$ 188,978,097	40.7%	1.85%
	ZEVENBERGEN	\$ 89,382,663	19.3%	0.87%
Total All Cap		\$ 464,250,504	100.0%	4.54%
Large Cap Core	NEW AMSTERDAM	198,281,011.11	7.9%	1.94%
	PIEDMONT	146,427,413.20	5.8%	1.43%
	WADDELL & REED INVT	185,863,555.91	7.4%	1.82%
Total		\$ 530,571,980	21.1%	5.19%
Large Cap Growth	HOLLAND CAPITAL MGMT	204,151,120.94	8.1%	2.00%
	RHUMB RSL 1000 GRW	321,748,786.74	12.8%	3.14%
Total		\$ 525,899,908	20.9%	5.14%
Large Cap Index	NTGI 500 INDEX FUND	569,315,624.98	22.7%	5.56%
	RHUMB RUSSELL 1000	365,117,821.97	14.5%	3.57%
Total		\$ 934,433,447	37.2%	9.13%
Large Cap Value	HARRIS INVT MGMT	280,422,553.22	11.2%	2.74%
	LOMBARDIA CAPITAL	241,237,528.91	9.6%	2.36%
Total		\$ 521,660,082	20.8%	5.10%
Total Large Cap		\$ 2,512,565,417	100.0%	24.56%
Mid Cap Growth	CREDO CAPITAL	82,968,385.92	28.8%	0.81%
Total		\$ 82,968,386	28.8%	0.81%
Mid Cap Index	NTGI MIDCAP INDX S&P400	125,856,051.47	43.8%	1.23%
Total		\$ 125,856,051	43.8%	1.23%
Mid Cap Value	CHANNING CAPITAL	78,810,609.76	27.4%	0.77%
Total		\$ 78,810,610	27.4%	0.77%
Total Mid Cap		\$ 287,635,047	100.0%	2.81%
Small Cap Growth	RHUMBLINE 2000G	281,610,768.19	32.8%	2.75%
Total		\$ 281,610,768	32.8%	2.75%
Small Cap Index	NTGI STRUCT SM CAP	201,801,527.33	23.5%	1.97%
	RHUMB RUSSELL 2000	128,365,983.57	14.9%	1.25%
Total		\$ 330,167,511	38.5%	3.23%
Small Cap Value	ARIEL CAPITAL MGMT	124,260,394.45	14.5%	1.21%
	DFA	122,618,497.93	14.3%	1.20%
Total		\$ 246,878,892	28.8%	2.41%
Total Small Cap		\$ 858,657,171	100.0%	8.39%
International All Cap	EARNST PARTNERS	213,534,029.85	9.1%	2.09%
	LAZARD ASSET MGMT	547,613,320.59	23.4%	5.35%
	LEIA	\$ 107,862,421	4.6%	1.05%
	MFS INSTNL ADVISORS	419,092,557.55	17.9%	4.10%
	MORGAN STANLEY INC	473,344,043.18	20.2%	4.63%
	WILLIAM BLAIR	276,937,137.84	11.8%	2.71%
Total		\$ 2,038,383,510	86.9%	19.92%
International Small Cap	WILLIAM BLAIR	306,269,910.27	13.1%	2.99%
Total		\$ 306,269,910	13.1%	2.99%
Total International		\$ 2,344,653,420	100.0%	22.91%

		MV as of 6/2011	% of Asset Class	% of Total Fund
Fixed Income Core	GARCIA HAMILTON &	75,360,225.80	3.2%	0.74%
	LM CAPITAL GROUP	125,438,037.76	5.3%	1.23%
	PUGH CAPITAL MGMT	75,609,042.84	3.2%	0.74%
	TAPLIN CANIDA	127,539,522.54	5.4%	1.25%
Total		\$ 403,946,829	17.2%	3.95%
Fixed Income Index	NTGI FIXED INCOME	960,135,868.10	41.0%	9.38%
Total		\$ 960,135,868	41.0%	9.38%
Fixed Income Opportunistic	WESTERN ASSET	436,690,100.12	18.6%	4.27%
Total		\$ 436,690,100	18.6%	4.27%
Total Fixed Income		\$ 1,800,772,797	100.0%	17.60%
				17.35%
Hedge Fund	K2 ADVISORS	76,131,930.00	42.3%	0.74%
	MESIROW ABS RETRN	76,990,748.80	42.8%	0.75%
	PLUSCIOS MANAGEMENT	26,676,441.80	14.8%	0.26%
Total Hedge Fund		\$ 179,799,121	100.0%	1.76%
				0.00%
Infrastructure	JP MORGAN INFRAST FD	150,867,730.92	54.1%	1.47%
	MACQUARIE EUROPEAN	68,834,088.34	24.7%	0.67%
	MACQUARIE INFRAST II	59,318,010.00	21.3%	0.58%
Total Infrastructure		\$ 279,019,829	100.0%	2.73%
Private Equity	ADAMS STRT MANY	\$ 75,427,215.00	26.2%	0.74%
	HARBOURVEST PTRS VI	\$ 47,432,742.00	16.5%	0.46%
	HISPANIA CAPITAL PTR	\$ 1,193,948.00	0.4%	0.01%
	HISPANIA FUND 2	\$ 2,508,839.00	0.9%	0.02%
	ICV CAPTIAL PTRS LP	\$ 6,394,595.00	2.2%	0.06%
	M2 PRIVATE EQUITY	\$ 5,968,514.00	2.1%	0.06%
	MESIROW CAP PTR IX LP	\$ 7,469,420.00	2.6%	0.07%
	MESIROW CAP PTR VIII	\$ 748,561.00	0.3%	0.01%
	MESIROW CAP X	\$ 8,011,092.00	2.8%	0.08%
	MESIROW FINCL PTRS I	\$ 12,239,028.00	4.3%	0.12%
	MESIROW PTRS FD IV LP	\$ 9,638,709.00	3.4%	0.09%
	MESIROW PTRS FUND II	\$ 39,786,512.00	13.8%	0.39%
	MULLER AND MONROE LP	\$ 13,695,829.00	4.8%	0.13%
	PALLADIUM PARTNERS	\$ 5,504,716.00	1.9%	0.05%
	PANTHEON ASIA FUND 5	\$ 3,582,256.00	1.2%	0.04%
	PANTHEON EUROPE FD 6	\$ 4,577,824.89	1.6%	0.04%
	PANTHEON PRIVATE EQ	\$ 8,114,004.61	2.8%	0.08%
	PANTHEON USA FUND IV	\$ 15,705,690.00	5.5%	0.15%
	PANTHEON VENT FD III LP	\$ 7,492,200.00	2.6%	0.07%
	PHAROS CAPITAL GROUP LP	\$ 7,813,274.00	2.7%	0.08%
SYNCOM VENTURE PTRS	\$ 4,169,028.00	1.5%	0.04%	
Total Private Equity		\$ 287,473,998	100.0%	2.81%
Core	CAPITAL ASSOC R/E LP	\$ 1	0.0%	0.00%
	JP MORGAN STRATEGIC	140,289,955.43	20.8%	1.37%
	LASALLE PROPERTY	25,059,236.74	3.7%	0.24%
	PRUDENTL PRISA I CF R/E	100,705,911.03	14.9%	0.98%
	UBS REALTY CF R/E	139,634,158.23	20.7%	1.36%
Total		\$ 405,689,262	60.1%	3.96%
Opportunistic	DV URBAN REALTY LP	15,905,481.00	2.4%	0.16%
	EUROPA FD III	15,570,887.37	2.3%	0.15%
	FORTRESS JAPAN	18,520,220.91	2.7%	0.18%
	FREMONT REALTY CAP	17,797,505.00	2.6%	0.17%
	HUDSON	16,493,816.23	2.4%	0.16%
	ML ASIAN RE FD	8,962,501.00	1.3%	0.09%
	MORGAN STANLEY MEZZ	1,471,405.00	0.2%	0.01%
	OLYMPUS FUND II R/E LP	763,871.00	0.3%	0.01%
	RREEF LP	12,525,916.00	1.9%	0.12%
	RREEF MEZZANINE LOAN	5,569,808.36	0.8%	0.05%
	URBAN AMERICA LP	13,793,688.00	2.0%	0.13%
	WALTON FD I LLC R/E LP	480,931.00	0.1%	0.00%
	WALTON FUND III R/E LP	2,201,324.00	0.3%	0.02%
	WALTON ST 6 FUND	15,767,844.00	2.3%	0.15%
	WALTON ST MEXICO 1	4,073,193.00	0.6%	0.04%
	WALTON STR FD II R/E	3,336,006.00	0.5%	0.03%

		MV as of 6/2011	% of Asset Class	% of Total Fund
RE Opportunistic	WALTON STR R/E FD IV	22,455,175.00	3.3%	0.22%
	WALTON STREET FD V	<u>19,661,435.00</u>	<u>2.9%</u>	<u>0.19%</u>
Total		\$ 195,351,008	28.9%	1.91%
Value Added	CAPRI SELECT INC II LP	5,354,023.00	0.8%	0.05%
	CB RICHARD ELLIS LP	8,036,009.00	1.2%	0.08%
	INTERCONTINENTAL	23,940,270.00	3.5%	0.23%
	PRUDENT PRISA II CF R/E	<u>36,852,419.02</u>	<u>5.5%</u>	<u>0.36%</u>
Total		\$ 74,182,721	11.0%	0.72%
Total Real Estate		\$ 675,222,991	100.0%	6.60%
Global REITS	MORGAN STANLEY	\$ 145,847,103	47.5%	1.43%
	URDANG REIT	<u>\$ 97,205,800</u>	<u>31.6%</u>	<u>0.95%</u>
Total		\$ 243,052,903	79.1%	2.38%
Domestic REITS	ADELANTE CAPITAL MGM	\$ 64,236,072	20.9%	0.63%
		<u>\$ 64,236,072</u>	<u>20.9%</u>	<u>0.63%</u>
Total REITS		\$ 307,288,976	100.0%	3.00%
Total Fund Value		\$ 10,232,252,588	100.0%	100.00%
Total Passive Assets includes Cash		\$ 2,953,952,432	28.9%	28.87%
Total Active Assets		\$ 7,278,300,155	71.1%	71.13%

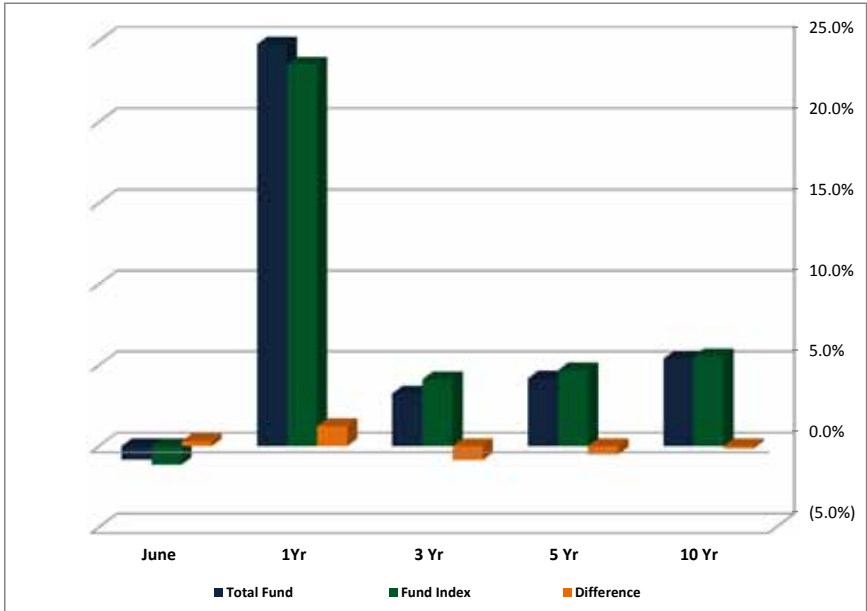
Chicago Teachers' Pension Fund
Asset Allocation Detail (New Allocation)
Reporting for the Period ending June 30, 2011



* includes assets received from the City of Chicago

**Total Fund Net of Fees Performance
Reporting for the Period ending June 30, 2011**

	June	1Yr	3 Yr	5 Yr	10 Yr
Total Fund	(0.8%)	24.8%	3.3%	4.2%	5.4%
Fund Index	(1.1%)	23.6%	4.1%	4.7%	5.5%
Difference	0.3%	1.2%	(0.9%)	(0.5%)	(0.1%)



Chicago Teachers' Pension Fund
Domestic Equity Net of Fees Performance
Reporting for the Period ending June 30, 2011

	Month	1 Yr	3 Yr	5 Yr	Since Inception	Inception Date
SCV Ariel Investment	(0.5%)	39.5%	14.0%	6.2%	11.9%	April 1994
DFA	(1.7%)	40.0%	10.8%	3.4%	12.5%	July 1996
Russell 2000 Value	(2.5%)	31.4%	7.1%	2.2%	---	
SCG Rhumblin Advisors	(2.1%)	43.0%	---	---	20.9%	March 2010
Russell 2000 Growth	(2.1%)	---	---	---	---	
Rhumblin Advisors	(2.3%)	37.1%	7.9%	---	1.6%	May 2007
SCC NTRS Small Cap	(1.7%)	39.3%	9.0%	4.8%	---	December 1990
Russell 2000	(2.3%)	37.4%	7.8%	4.1%	---	
MCC NTGI S&P 400	(2.0%)	39.4%	7.9%	6.7%	---	December 1998
S&P 400 Index	(2.0%)	39.4%	7.8%	6.6%	----	
MCV Channing Capital*	(2.6%)	35.2%	6.4%	4.4%	7.2%	
Russell MidCap Value	(1.6%)	43.3%	6.6%	6.3%	----	
MCG Credo Capital*	(0.9%)	43.5%	1.7%	8.5%	7.8%	July 2005
Russell MidCap Growth	(2.6%)	34.3%	6.4%	4.0%	----	
LCG Holland Capital	(2.1%)	33.3%	6.7%	6.2%	8.4%	January 1994
Rhumblin 1000G	(1.4%)	34.9%	5.0%	---	1.3%	September 2007
Russell 1000G	(1.4%)	35.0%	5.0%	5.3%	---	
LCV Harris Investment	(1.3%)	33.0%	0.5%	2.0%	4.8%	June 1999
Lombardia Capital						October 2004
Russell1000V	(2.1%)	28.9%	2.3%	1.2%	----	
LCC NAP	(0.8%)	35.2%	3.2%	2.3%	10.1%	July 1992
Waddell & Reed	(0.1%)	37.5%	5.4%	5.7%	11.3%	January 1991
Piedmont Capital	(1.9%)	27.5%	1.0%	----	2.5%	August 2006
Rhumblin R1000	(1.7%)	32.0%	3.8%	----	(0.2%)	May 2007
Russell 1000	(1.8%)	31.9%	3.7%	3.3%	----	
NTRS S&P 500	(1.7%)	30.9%	3.4%	3.0%	----	April 1990
S&P 500	(1.7%)	30.7%	3.3%	2.9%	----	
ACC Attucks Asset Mtg	(1.6%)	33.8%	3.7%	3.8%	5.9%	August 2004
Progress Investment	(1.7%)	32.5%	4.0%	3.8%	5.7%	July 2004
Russell 3000	(1.8%)	32.4%	4.0%	3.4%	----	
Zevenbergen Capital	(2.7%)	40.7%	10.3%	9.2%	9.9%	August 1992
Russell 3000 Growth	(1.5%)	35.7%	5.3%	5.4%	----	

* includes returns from MoM relationship with CTPF

Chicago Teachers' Pension Fund
International Equity Net of Fees Performance
Reporting for the Period ending June 30, 2011

	Month	1 Yr	3 Yr	5 Yr	Since Inception	Inception Date
Morgan Stanley MSCI EAFE	(1.3%)	30.4%	(1.8%)	1.5%	----	January 1995
William Blair-Small Cap MSCI World Ex US Small Cap	(2.2%)	37.1%	3.7%	3.1%	----	March 2007
William Blair-Growth MSCI ACWI ex-US IMI Growth	(1.8%)	31.3%	(0.6%)	4.3%	----	January 2010
Leading Edge		27.7%	----	----	11.9%	April 2010
EARNEST Partners		36.6%	7.4%		7.4%	March 2007
Lazard Capital		29.9%	2.1%	4.3%	6.2%	December 2000
MSCI ACWI ex US	(1.4%)	30.3%	0.1%	4.1%	----	

Chicago Teachers' Pension Fund
Fixed Income Net of Fees Performance
Reporting for the Period ending June 30, 2011

	Month	1 Yr	3 Yr	5 Yr	Since Inception	Inception Date
Garcia Hamilton	(0.9%)	---	---	---	1.4%	September 2010
LM Capital	(0.3%)	4.1%	7.2%	7.0%	5.2%	October 2004
Pugh Capital	(0.4%)	---	---	---	1.7%	September 2010
Western Asset	(0.6%)	7.8%	8.7%	6.5%	5.8%	April 2003
TCH	(0.6%)	5.1%	6.1%	5.3%	4.4%	October 2004
Barclay's Agg	(0.3%)	3.9%	6.5%	6.5%	----	
NTGI Bond	(0.5%)	3.7%	6.2%	6.5%	---	November 1993
Barclay's G/C	(0.5%)	3.7%	6.2%	6.4%	----	

Chicago Teachers' Pension Fund
Real Estate Investment Trust (REITs) Net of Fees Performance
Reporting for the Period ending June 30, 2011

	Month	1 Yr	3 Yr	5 Yr	Since Inception	Inception Date
Adelante Capital	(3.0%)	34.0%	1.1%	(0.6%)	0.4%	April 2006
NAREIT Equity Total Return	(3.1%)	34.1%	5.4%	2.6%	----	
Morgan Stanley REITs		32.5%	4.2%	1.5%	10.3%	April 1998
URDANG	(2.4%)	31.0%	7.6%	4.7%	11.8%	December 2003
EPRA/NAREIT Developed Index	(2.5%)	33.4%	2.3%	1.5%	----	

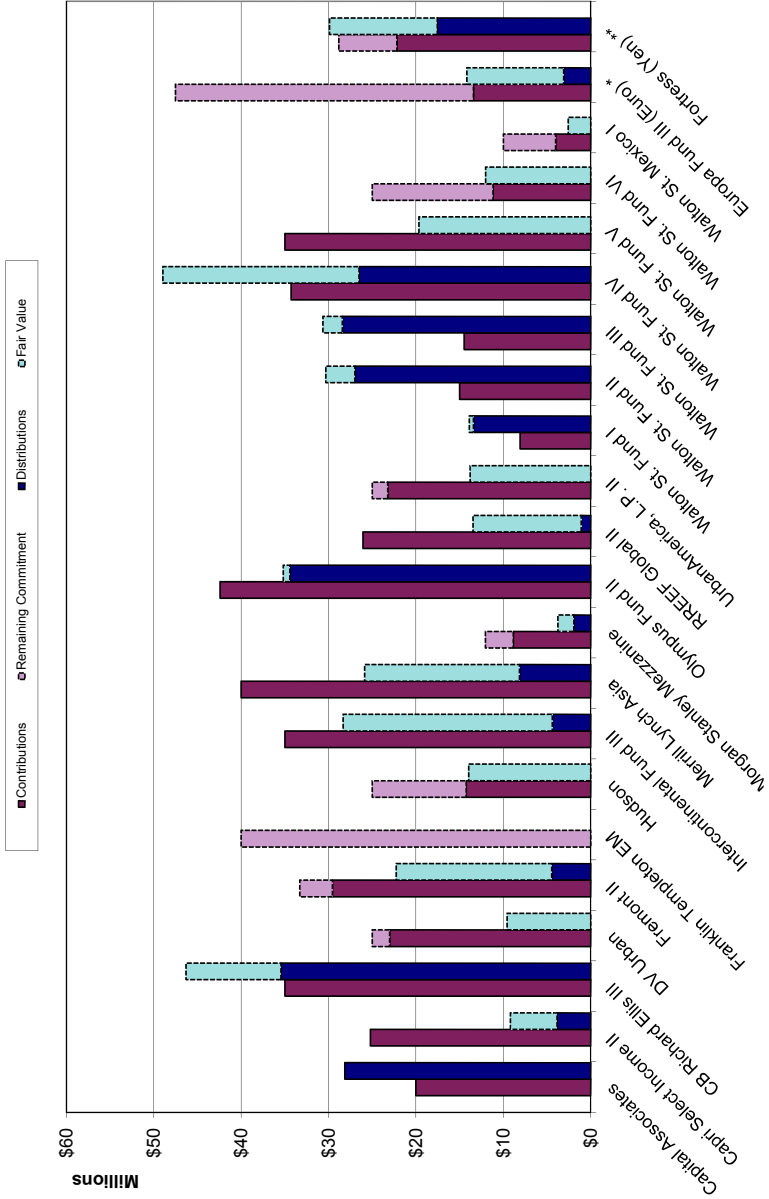
Chicago Teachers' Pension Fund
Hedge Fund of Funds Net of Fees Performance
Reporting for the Period ending June 30, 2011

	Month	1 Yr	3 Yr	5 Yr	Since Inception	Inception Date
K2 Advisors	(1.2%)	6.7%	---	---	7.7%	October 2009
HFRI Fund of Fund Composite	0.6%	6.8%	----	----	----	
T Bill +5%	0.4%	5.2%	----	----	----	
Mesirow Investment Management	(1.1%)	6.6%	---	---	5.1%	October 2009
S&P 500 Index	(1.7%)	30.7%	----	----	----	
Barclays Aggregate Index	(0.3%)	3.9%	----	----	----	
T Bill +5%	0.4%	5.2%	----	----	----	
Pluscios	(1.5%)	---	---	---	5.1%	December 2010
HFRX Global Hedge Fund Index	(1.6%)	----	----	----	----	

**Chicago Teachers' Pension Fund
Real Estate Managers
as of March 31, 2011**

Open Ended Funds:		Fair Value					
JP Morgan Real Estate					136,734,898		
PRISA					100,705,562		
PRISA II					36,851,986		
UBS Trumbull					146,059,467		
LaSalle Property Fund					14,695,183		
Total Open Ended Funds					435,047,097		
Closed End Funds:		Commitment	Contributions	Distributions	Fair Value	Remaining Commitment	Net IRR since Inception
Capital Associates	20,000,000	20,000,000	28,147,889	0	0	0	NA
Capri Select Income II	25,000,000	25,208,890	3,835,840	5,354,025	0	0	-25.1%
CB Richard Ellis III	35,000,000	35,000,000	35,439,157	10,880,100	0	0	9.7%
DV Urban	25,000,000	23,018,091	0	9,567,752	1,981,909	3,746,217	-33.1%
Fremont II	30,000,000	29,550,272	4,458,684	17,797,505	0	0	-8.2%
Franklin Templeton EM	40,000,000	0	0	0	40,000,000	0	0.0%
Hudson	25,000,000	14,250,000	0	13,955,153	10,750,000	0	-4.9%
Intercontinental Fund III	35,000,000	35,000,000	4,380,216	23,940,269	0	0	-3.9%
Lasalle Property Fund	75,000,000	12,051,311	43,612	12,718,462	62,948,689	0	15.2%
Merrill Lynch Asia	40,000,000	40,000,000	8,152,693	17,711,111	0	0	-15.1%
Morgan Stanley Mezzanine	40,000,000	8,866,086	1,922,978	1,830,213	3,186,000	0	-29.9%
Olympus Fund II	30,000,000	42,420,770	34,431,199	763,871	0	0	-5.2%
RREEF Global II	25,000,000	26,072,717	1,072,717	12,397,408	0	0	-17.1%
UrbanAmerica, L.P. II	25,000,000	23,222,737	0	13,793,688	1,777,263	0	-16.3%
Walton St. Fund I	7,500,000	8,082,593	13,413,131	480,931	0	0	14.1%
Walton St. Fund II	15,000,000	15,000,000	26,990,764	3,336,006	0	0	13.0%
Walton St. Fund III	15,000,000	14,489,150	28,433,572	2,201,324	0	0	18.0%
Walton St. Fund IV	35,000,000	34,289,093	26,517,753	22,455,175	0	0	11.4%
Walton St. Fund V	35,000,000	35,000,000	0	19,661,435	0	0	-14.2%
Walton St. Fund VI	25,000,000	11,161,966	0	12,017,844	13,838,034	0	6.1%
Walton St. Mexico I	10,000,000	4,000,000	0	2,573,193	6,000,000	0	-42.8%
Total US Dollar	€ 612,500,000	€ 456,683,676	€ 217,240,206	€ 203,435,465	€ 144,228,112		
Europa Fund III	€ 31,308,000	€ 9,449,263	€ 2,178,684	€ 7,807,758	€ 24,037,421		5.2%
Total Euro	€ 31,308,000	€ 9,449,263	€ 2,178,684	€ 7,807,758	€ 24,037,421		
Fortress	¥2,280,000,000	¥1,837,835,715	¥550,213,726	¥1,454,510,681	¥1,022,409,304		25.3%
Total Yen	¥2,280,000,000	¥1,837,835,715	¥550,213,726	¥1,454,510,681	¥1,022,409,304		

Chicago Teachers' Pension Fund
Real Estate Managers
as of March 31, 2011

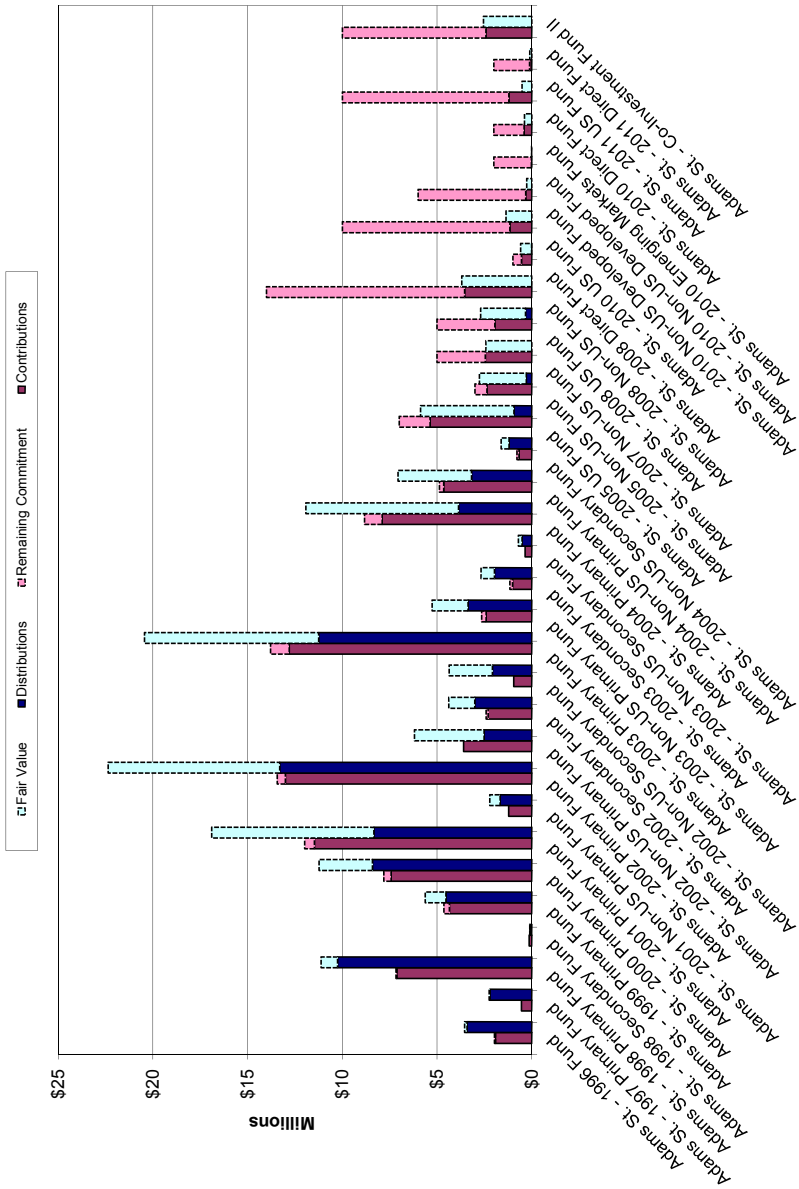


* Converted into USD using 3/31/2011 rate of 1 USD = 0.7047 EUR
 * Converted into USD using 3/31/2011 rate of 1 USD = 82.84 JPY

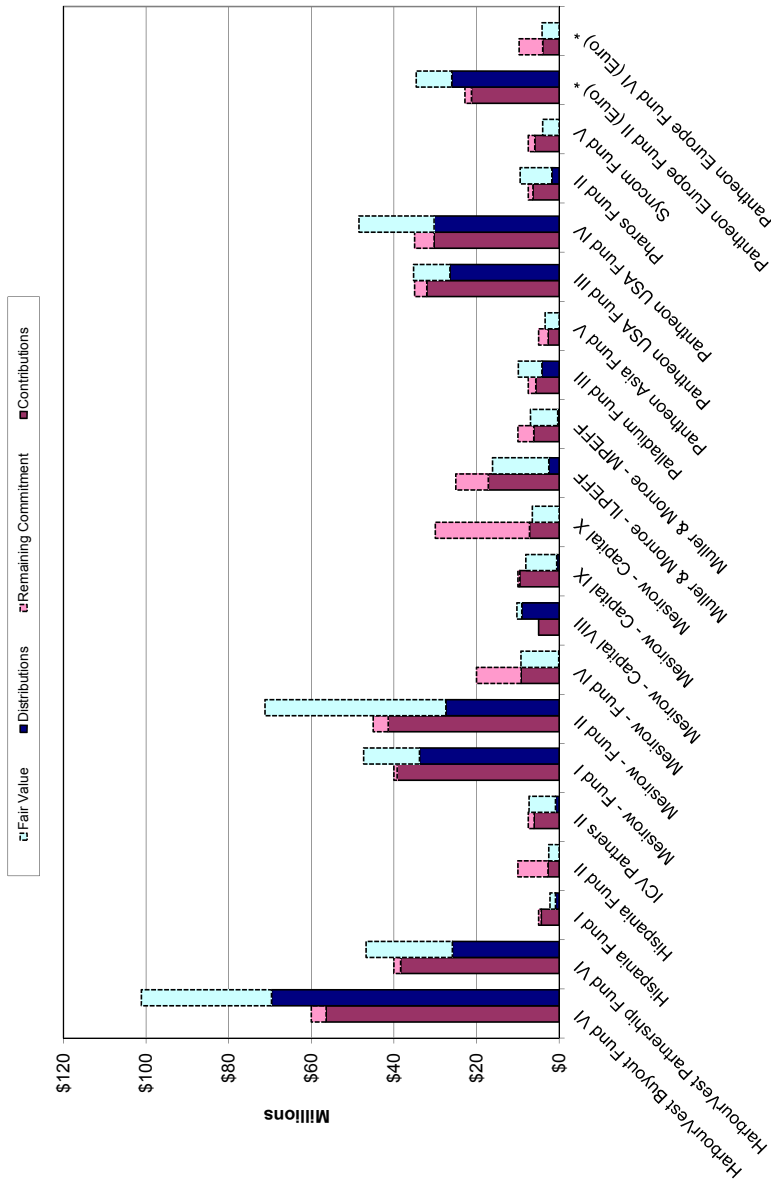
Chicago Teachers' Pension Fund
Private Equity Managers
as of March 31, 2011

Manager	Commitment	Contributions	Distributions	Fair Value	Remaining Commitment	Net IRR since Inception
Adams St. - 1996 Fund	1,975,370	1,914,764	3,412,118	137,640	60,606	14.5%
Adams St. - 1997 Primary Fund	549,507	549,507	2,205,385	41,993	0	67.3%
Adams St. - 1998 Primary Fund	7,168,703	7,129,894	10,252,844	868,261	38,809	5.0%
Adams St. - 1998 Secondary Fund	133,309	133,309	90,963	5,919	0	-6.7%
Adams St. - 1999 Primary Fund	4,634,944	4,349,555	4,533,907	1,094,958	285,389	2.6%
Adams St. - 2000 Primary Fund	7,812,186	7,428,530	8,406,220	2,824,738	383,656	7.8%
Adams St. - 2001 Primary Fund	11,985,368	11,470,174	8,340,189	8,561,086	515,194	9.8%
Adams St. - 2001 Non-US Primary Fund	1,219,190	1,219,190	1,667,661	549,539	0	14.7%
Adams St. - 2002 Primary Fund	13,430,823	13,007,917	13,303,551	9,056,929	422,906	11.8%
Adams St. - 2002 Non-US Primary Fund	3,601,688	3,601,688	2,516,423	3,678,083	0	10.6%
Adams St. - 2002 Secondary Fund	2,408,142	2,306,394	3,008,340	1,374,801	101,748	13.4%
Adams St. - 2002 Non-US Secondary Fund	955,954	955,954	2,080,788	2,280,067	0	25.1%
Adams St. - 2003 Primary Fund	13,791,114	12,803,724	11,254,332	9,189,617	987,390	10.1%
Adams St. - 2003 Non-US Primary Fund	2,642,546	2,404,869	3,360,338	1,895,525	237,677	21.8%
Adams St. - 2003 Secondary Fund	1,151,151	1,020,460	1,969,306	708,876	130,691	24.1%
Adams St. - 2003 Non-US Secondary Fund	351,314	351,314	512,615	197,316	0	21.8%
Adams St. - 2004 Primary Fund	8,832,269	7,895,132	3,867,003	8,061,670	937,137	9.7%
Adams St. - 2004 Non-US Primary Fund	4,875,207	4,647,566	3,181,629	3,882,565	227,641	9.7%
Adams St. - 2004 Non-US Secondary Fund	776,433	670,527	1,203,901	413,511	105,906	27.2%
Adams St. - 2005 US Fund	7,000,000	5,369,000	940,131	4,928,133	1,631,000	2.8%
Adams St. - 2005 Non-US Fund	3,000,000	2,371,500	293,189	2,465,174	628,500	4.8%
Adams St. - 2007 Non-US Fund	5,000,000	2,456,097	0	2,418,610	2,543,903	-0.7%
Adams St. - 2008 US Fund	5,000,000	1,950,000	330,186	2,365,710	3,050,000	18.4%
Adams St. - 2008 Non-US Fund	14,000,000	3,549,000	0	3,692,696	10,451,000	3.0%
Adams St. - 2008 Direct Fund	1,000,000	545,000	14,645	573,220	455,000	3.8%
Adams St. - 2010 US Fund	10,000,000	1,160,000	0	1,360,503	8,840,000	26.3%
Adams St. - 2010 Non-US Developed Fund	6,000,000	318,000	0	270,360	5,682,000	-27.8%
Adams St. - 2010 Emerging Markets Fund	2,000,000	20,000	0	11,936	1,980,000	N/A
Adams St. - 2010 Direct Fund	2,000,000	408,000	0	384,321	1,592,000	-7.6%
Adams St. - 2011 US Fund	10,000,000	1,213,260	0	514,762	8,786,740	N/A
Adams St. - 2011 Direct Fund	2,000,000	114,000	0	100,943	1,886,000	N/A
Adams St. - Co-Investment Fund II	10,000,000	2,425,000	0	2,552,370	7,575,000	5.4%
HarbourVest Buyout Fund VI	60,000,000	56,400,000	69,630,736	31,500,039	3,600,000	13.1%
HarbourVest Partnership Fund VI	40,000,000	38,400,000	25,859,330	20,876,845	1,600,000	3.5%
Hispania Fund I	5,000,000	4,332,922	916,500	1,292,408	667,078	-26.3%
Hispania Fund II	10,000,000	2,697,218	0	2,506,652	7,302,782	-9.0%
ICV Partners II	7,500,000	6,080,157	881,373	6,394,595	1,419,843	8.4%
Mesirov - Fund I	40,000,000	39,200,000	33,836,744	13,483,912	800,000	3.2%
Mesirov - Fund II	45,000,000	41,400,000	27,426,487	43,800,812	3,600,000	14.1%
Mesirov - Fund IV	20,000,000	9,200,000	103,007	9,168,478	10,800,000	-0.1%
Mesirov - Capital VIII	5,000,000	5,000,000	9,031,104	1,195,018	0	23.0%
Mesirov - Capital IX	10,000,000	9,550,000	592,640	7,469,420	450,000	-4.7%
Mesirov - Capital X	30,000,000	7,200,000	0	6,511,092	22,800,000	-10.4%
Muller & Monroe - ILPEFF	25,000,000	17,166,027	2,522,675	13,629,638	7,833,973	-2.2%
Muller & Monroe - MPEFF	10,000,000	6,166,922	363,652	6,565,911	3,833,078	6.8%
Palladium Fund III	7,500,000	5,652,361	4,180,519	5,725,818	1,847,639	8.1%
Pantheon Asia Fund V	5,000,000	2,649,975	0	3,381,387	2,350,025	16.2%
Pantheon USA Fund III	35,000,000	32,025,000	26,425,000	8,828,781	2,975,000	1.6%
Pantheon USA Fund IV	35,000,000	30,275,000	30,275,000	18,186,910	4,725,000	11.4%
Pharos Fund II	7,500,000	6,337,500	1,767,621	7,700,774	1,162,500	12.4%
Syncom Fund V	7,500,000	5,902,607	0	3,982,249	1,597,393	-15.4%
Total US Dollar	570,295,218	431,395,014	320,558,052	288,662,571	138,900,204	
Pantheon Europe Fund II	16,100,644	14,973,000	18,354,019	6,049,834	1,127,644	14.2%
Pantheon Europe Fund VI	6,846,000	2,806,860	0	2,909,403	4,039,140	2.7%
Total Euro	€ 22,946,644	€ 17,779,860	€ 18,354,019	€ 8,959,237	€ 5,166,784	

Chicago Teachers' Pension Fund Private Equity Managers (Adams Street Funds) as of March 31, 2011



**Chicago Teachers' Pension Fund
Private Equity Managers
as of March 31, 2011**

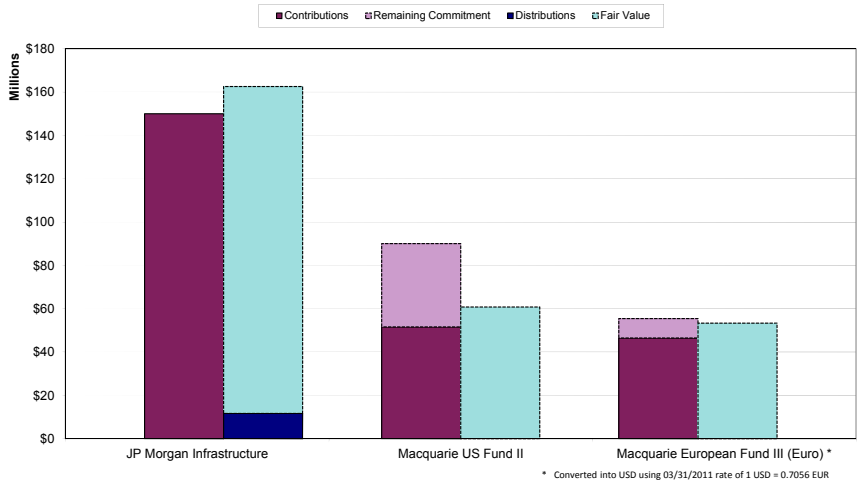


* Converted into USD using 03/31/2011 rate of 1 USD = 0.7056 EUR

**Chicago Teachers' Pension Fund
Infrastructure Managers
as of March 31, 2011**

Manager	Commitment	Contributions	Distributions	Fair Value	Remaining Commitment	Net IRR since Inception
JP Morgan Infrastructure	150,000,000	150,000,000	11,659,757	150,871,518	0	N/A
Macquarie US Fund II	90,000,000	51,616,437	0	60,800,732	38,383,563	N/A
Total US Dollar	240,000,000	201,616,437	11,659,757	211,672,251	38,383,563	
Macquarie European Fund III	€ 39,126,000	€ 32,816,720	€ 0	€ 37,652,322	€ 6,309,280	N/A
Total Euro	€ 39,126,000	€ 32,816,720	€ 0	€ 37,652,322	€ 6,309,280	

**Chicago Teachers' Pension Fund
Infrastructure Managers
as of March 31, 2011**



Chicago Teachers' Pension Fund
 MWDBE Investment Manager Usage
 Reporting for the Period ending June 30, 2011

	MV as of 6/2011	2010	2009	2008	2007	2006	2005
Adelante	\$ 64,236,072	59,734,834	33,987	74	50	52	-
Capri (\$45 million)	\$ 13,390,032	17,202,816	13,403	25	22	18	21
DV Urban (\$25 million)	\$ 15,905,481	15,427,858	8,013	5	4	-	-
Hispania (\$15 million)	\$ 3,702,787	3,026,642	1,044	-	1	1	1
Hudson Realty (\$)	\$ 16,493,816	11,250,000	-	-	-	-	-
ICV Capital (\$7.5 million)	\$ 6,394,595	3,920,955	3,328	1	1	1	-
Muller and Monroe (\$35 million)	\$ 19,664,343	18,322,700	10,662	9	5	3	1
Palladium (\$7.5 million)	\$ 5,504,716	5,400,235	3,459	3	3	1	-
Pharos (\$7.5 million)	\$ 7,813,274	7,627,433	5,723	4	3	2	-
Syncom (\$7.5 million)	\$ 4,169,028	3,892,166	2,809	1	1	-	-
Urban America (\$25 million)	\$ 13,793,688	13,781,682	16,008	9	4	-	-
Total Minority Owned Alternative	\$ 171,067,833	159,587,321	98,436	132	92	77	23
Pluscios Management	\$ 26,676,442	25,000,000	-	-	-	-	-
Total Women Owned	\$ 26,676,442	25,000,000	-	-	-	-	-
Total MWDBE Alternative Managers	\$ 197,744,274	184,587,321	98,436	132	89	76	23
Apex	\$ 19,874,207	18,240,187	30,593	34	33	28	22
Ariel	\$ 124,260,394	120,319,523	119,604	169	238	199	239
Ativo Capital	\$ 25,949,740	25,799,400	16,782	23	17	-	-
Herndon Capital	\$ 114,895,731	86,927,185	59,163	76	66	-	-
Attucks	\$ 59	55	62,998	-	-	-	-
Brown Capital	\$ 17,329,281	16,636,868	12,844	14	17	-	-
Channing	\$ 78,810,610	67,388,151	50,080	21	30	22	20
Credo	\$ 82,968,386	63,339,153	49,975	17	6	3	-
Decatur Capital	\$ 14,257,794	12,321,042	9,745	-	-	-	-
Denali	\$ 23,395,472	21,666,182	16,278	15	18	15	14
Earnest Partners	\$ 213,534,030	180,891,894	70,453	104	108	-	-
Fortaleza	\$ 22,928,841	18,128,418	14,464	23	24	21	26
GW Capital	\$ 16,146,410	9,075,644	6,579	6	7	-	-
Holland	\$ 204,151,121	172,199,136	103,125	135	142	124	122
John Hsu Capital	\$ 18,879,776	19,319,107	-	-	-	-	-
Leading Edge	\$ 4,697	4,267	-	-	-	-	-
Lombardia	\$ 283,826,710	260,453,185	109,250	165	191	63	55
MarVista Capital	\$ 26,971,020	46,779,112	34,565	-	-	-	-
NCM Capital	\$ 30,021,641	27,808,658	3,926	6	15	11	10
Palisades	\$ -	3,145	15,903	37	49	9	-
Paradigm	\$ 24,410,507	22,957,740	17,133	24	28	8	-
Piedmont	\$ 146,427,413	142,887,421	104,313	154	118	40	37
Profit	\$ 26,371,839	25,310,643	15,723	40	40	39	45
Progress	\$ 4	1,004	108	-	-	-	-
RhumbLine	\$ 1,096,843,360	1,111,113,037	562,713	701	504	-	-
Total Minority Owned Equity Managers	\$ 2,327,278,969	2,469,570,155	1,563,024	1,871	1,750	691	666
Campbell Newman	\$ 9,777,241	9,121,293	6,315	-	-	-	-
Cheswold Lane	\$ 14,789,421	14,134,641	-	-	-	-	-
New Amsterdam	\$ 198,281,011	185,280,030	185,827	256	295	258	246
Nicholas	\$ 7,445,209	6,855,015	3,892	-	-	-	-
Redwood Investments	\$ 30,732,888	29,240,892	12,187	14	-	-	-
Zevenbergen	\$ 84,365,371	84,365,371	53,169	68	72	59	53
Total Woman Owned Equity Managers	\$ 345,391,142	328,997,242	291,536	417	461	410	421
Total MWDBE Equity Managers	\$ 2,672,670,111	2,798,567,397	1,854,560	2,288	2,211	1,101	1,087
Garcia Hamilton Capital	\$ 75,360,226	73,471,328	-	-	-	-	-
LM Capital	\$ 125,438,038	124,385,452	64,929	64	62	62	65
Pugh Capital	\$ 75,609,043	73,240,277	-	-	-	-	-
Total Minority Owned Fixed Income	\$ 276,407,306	271,097,057	64,929	180	245	243	255
Total MWDBE Fixed Income Managers	\$ 276,407,306	271,097,057	64,929	180	245	243	255
Total Fund MWDBE Assets	\$ 3,146,821,692	\$ 3,254,251,775	2,017,925	2,600	2,545	1,419	1,364
MWDBE Active	\$ 2,049,978,331	\$ 2,143,138,738	1,455,212	1,898	2,040	1,419	1,364
% of Total Fund	31%	33%	27%	24%	23%	13%	13%
Active Assets	\$ 7,278,300,155	6,779,870,063	5,450	7,431	8,621	7,200	6,742
% of Active Mgrs	28%	32%	29%	25%	26%	20%	20%

Chicago Teachers' Pension Fund
Current MWDBE Allocation vs. Target MWDBE Allocation
Reporting for the Period ending June 30, 2011

		% of	Target	Allocation	Allocation
		Asset Class	Allocation	Difference	
Total Fund Assets	\$ 3,146,821,691.77	31%	20%		11%
Total Active Assets	\$ 2,049,978,331.30	28%	25%		3%
Total MWDBE Equity	\$ 2,672,670,111.02	41%	30%		11%
Total Minority Equity	\$ 2,327,278,969.35	36%	25%		11%
Total Women Equity	\$ 345,391,141.67	5%	5%		0%
Total Disabled Equity	\$ -	0%	0%		0%
Total MWDBE FI	\$ 276,407,306.40	15%	15%		0%
Total Minority FI	\$ 276,407,306.40	15%	12%		3%
Total Women FI	\$ -	0%	3%		(3%)
Total Disabled FI	\$ -	0%	0%		0%
Total MWDBE Alts	\$ 197,744,274.35	11%	10%		1%
Total Minority Alts	\$ 171,067,832.55	10%	10%		(0%)
Total Women Alts	\$ 26,676,441.80	2%	0%		2%
Total Disabled Alts	\$ -	0%	0%		0%

Chairperson O’Brill moved the Report of the Committee on Investments to the omnibus.

REPORT OF THE COMMITTEE ON CLAIMS AND SERVICE CREDITS

Application for Pensions

The Committee on Claims and Service Credits reported that applications for pensions are presented for persons, hereinafter listed, with the recommendations that they be approved and granted in the amount and under the conditions set forth herewith.

In the case of each applicant for service and disability pension, the employment of the teacher has terminated, the legally prescribed minimum years of teaching service were completed and requirements with respect to age, the Illinois Retirement Systems Reciprocal Act (if applicable) and the Illinois Pension Code were fulfilled.

In accordance with the provisions of the Illinois Pension Code, each applicant for disability retirement pension was declared by two physicians appointed by the Board to be suffering from a disability which wholly and presumably permanently incapacitates him/her for teaching.

Each applicant for a survivor’s or reversionary pension furnished proper evidence of his/her right to receive such benefit.

Service Retirement Pensions 07/01/2011 through 07/31/2011

Name of Member	School or Final Status	1st Check Date	Years of Service	Effective Date	Annual Pension
* ACHLER, JUDY M.	BRADWELL	07-01-2011	41.56	07-01-2011	63,657.96
* ADAMS, CAREY V.	JULIAN H S	07-01-2011	21.83	07-01-2011	32,955.84
* AHMAD, MOHAMMAD TUFAIL	TWAIN	07-01-2011	38.47	07-01-2011	62,246.28
* ALI, TAGHARID SAYED	HURLEY	07-01-2011	27.10	07-01-2011	44,858.40
* ALKASS, ASTER	ROGERS	07-01-2011	24.93	07-01-2011	44,515.44
* ALLEN, JOYCE MURRAY	WASHINGTON G.	07-01-2011	36.52	07-01-2011	59,710.08
* AMERIN, CYNTHIA	GOETHE	07-01-2011	35.64	07-01-2011	58,563.96
* ANDERSON, MARCIA					
MARY THERESE	GREENE	07-01-2011	22.11	07-01-2011	36,391.68
* ANDREWS, STEVEN	MADISON	07-01-2011	16.91	07-01-2011	22,752.60
* ANNUNZIO, THERESA MARGARET	NORTHSIDE CENTER	07-01-2011	38.66	07-01-2011	68,611.44

* denotes preliminary pension

* APOLLO, DAISY B	STEINMETZ A C	07-01-2011	33.82	07-01-2011	46,384.44
* ATRIA, SONIA MARITZA	NORTH-GRAND H.S.	07-01-2011	34.35	07-01-2011	60,865.92
* BACKSTROM, JULIENNE	MARSHALL MIDDLE	07-01-2011	35.83	07-01-2011	56,108.64
* BAKER, FRANCES E	PHILLIPS ACAD.	07-01-2011	46.89	07-01-2011	58,051.32
* BALARK, JOAN A.	CW SPEC SVCS SUP.	07-01-2011	40.32	07-01-2011	56,108.64
* BANDAUSKAS, KATHLEEN MARIE	HEALY	07-01-2011	34.99	07-01-2011	56,108.64
* BARAN, JEANINE	HUBBARD H S	07-01-2011	34.70	07-01-2011	57,538.08
* BARBER, ANN MARIE	CW SPEC SVCS SUP.	07-01-2011	23.69	07-01-2011	39,985.68
* BARLETTA, MARGARET ANN	GALILEO SCHOLASTI.	07-01-2011	42.46	07-01-2011	62,167.68
* BARRY, ANNE MC KAY	JUNGMAN	07-01-2011	40.70	07-01-2011	60,795.96
BAUER, STEPHEN CRAIG	MARQUETTE, JAMES	07-01-2011	17.47	01-13-2006	53,784.24
* BECK-GUY, WANDA DARLENE	CW SPEC SVCS SUP.	07-01-2011	34.82	07-01-2011	63,835.08
* BECKER, CARMEN LYDIA	MOOS	07-01-2011	37.09	07-01-2011	61,019.16
* BEHRENS, THERESA FRANCES	CARSON	07-01-2011	28.57	07-01-2011	53,350.56
* BENNETT, BERYL MARIE	BEIDLER	07-01-2011	35.22	07-01-2011	60,918.36
* BERAN, DARLENE MARIE	EBERHART	07-01-2011	25.53	07-01-2011	44,777.88
* BERMAN, JACALYN I.	PRITZKER	07-01-2011	12.08	06-07-2011	12,375.84
* BERRY, CATHERINE LEE	TAYLOR	07-01-2011	20.59	07-01-2011	36,105.60
* BETINIS, DEMETRIOS EMANUEL	H B STOWE	07-01-2011	20.87	07-01-2011	26,796.00
* BJORK, PAMELA KATHLEEN	GUNSAULUS ACADEMY	07-01-2011	22.75	07-01-2011	37,443.12
* BJURSTROM, GEORGE EDWARD	DUNBAR VOC H S	07-01-2011	30.82	07-01-2011	59,713.32
* BLASZAK-RESENDEZ, MARYANN	CURIE METRO H S	07-01-2011	36.08	07-01-2011	66,468.48
* BLAYER, NANCY	CW SPEC SVCS SUP.	07-01-2011	35.55	07-01-2011	62,576.52
* BLOCKMON, GEORGIA	CHICAGO VOCATIONA.	07-01-2011	19.98	07-01-2011	43,543.32
* BLUSTEIN, ELLEN GELFAND	STONE ACAD.	07-01-2011	38.66	07-01-2011	57,538.08
* BOCK, FRANCES RAE	SWIFT	07-01-2011	27.29	07-01-2011	44,914.68
* BRADLEY, GAIL CAMILLE	BRADWELL	07-01-2011	31.09	07-01-2011	51,284.88
* BRASWELL, ANITA E.	BEASLEY ACAD MAG	07-01-2011	21.68	07-01-2011	29,819.64
* BRATSAKIS, KATHY	LELAND	07-01-2011	34.68	07-01-2011	56,108.64
* BROTHERS, ANNA LASSTEEN	GARVEY	07-01-2011	24.90	07-01-2011	44,770.44
* BROWN, CAROLYN	HEROES ACADEMIC	07-01-2011	35.77	07-01-2011	49,577.76
* BROWN, YVONNE D.	MORGAN PARK H S.	07-01-2011	35.89	07-01-2011	62,011.32
* BUCKLEY, WILMA JEAN	TRUMBULL	07-01-2011	35.15	07-01-2011	57,538.08
* BUFORD, STEPHANIE MARIE	GWENDOLYN BROOKS	07-01-2011	34.67	07-01-2011	60,055.56
* BURNS, VIVIAN VENEAL	SIMPSON ACADEMY	07-01-2011	34.55	07-01-2011	59,656.08
* BUSH, OSSIE	KENNEDY H S	07-01-2011	21.03	07-01-2011	34,903.80
* BUSHWALLER, JANE ELLEN	CLISSOLD	07-01-2011	21.07	07-01-2011	33,964.68
* CARLISLE, CHERRYL DELORES	SUMNER	07-01-2011	38.57	06-30-2011	62,164.56
* CARRIDINE, SANDRA JEANNE	HAMLIN BR	07-01-2011	10.80	07-01-2011	14,933.52
* CARTER, PAUL DOUGLAS	BOGAN TECH H S.	07-01-2011	24.30	07-01-2011	35,869.08

* denotes preliminary pension

* CARTWRIGHT, JANE ELLEN	CURTIS	07-01-2011	21.03	07-01-2011	33,366.72
* CARUTHERS-WILLIAMS, YVONNE	SOUTH LOOP	07-01-2011	35.31	07-01-2011	62,217.72
* CASTER, EDWARD THOMAS	DUNNE	07-01-2011	40.81	07-01-2011	52,347.36
* CERVANTES, BRUNILDA ESTHER	SABIN MAGNET	07-01-2011	34.81	07-01-2011	57,658.68
* CHANDLER, ALMA	ROSS	07-01-2011	33.03	07-01-2011	60,227.16
* CHHUTANI, CAROLYN ANN	CORLISS H S	07-01-2011	34.30	07-01-2011	62,208.48
* CHILES, CHRISTLA BRENNNA	SCHURZ H S	07-01-2011	36.63	07-01-2011	57,538.08
* CLAYTON, DEBORAH JOYCE	DEWEY	07-01-2011	25.56	07-01-2011	42,055.44
* CLEMENT, EDWARD WALTER	HANSON PARK	07-01-2011	35.33	07-01-2011	60,429.36
* COBB, JUDITH ANN	DECATUR CLASSICAL	07-01-2011	30.81	07-01-2011	55,187.88
* COLEMAN, HELEN ELIZABETH	PARKER COMM ACAD	07-01-2011	34.47	07-01-2011	62,486.40
* COLLINS, MARGARET L	BRADWELL	07-01-2011	14.29	07-01-2011	19,215.84
* COLVIN, LAVINIA JOYCE	CW SPEC SVCS SUP	07-01-2011	30.07	07-01-2011	47,462.16
* CONDREY, ROSE MARIE	DOUGLASS ACADEMY	07-01-2011	13.39	07-01-2011	21,835.32
* CONNIE, DOROTHY SUSAN	MORGAN PARK H S	07-01-2011	38.28	07-01-2011	51,577.80
* CONRAD, NINA C	BEASLEY ACAD MAG	07-01-2011	38.17	07-01-2011	60,055.56
* COOK, SADIE MAE	DEWEY	07-01-2011	26.95	07-01-2011	39,136.20
* COOK, SHIRLEY CHERIE	HAUGAN	07-01-2011	23.53	07-01-2011	32,062.80
* COOPER, CHERRY GAIL	BURNSIDE ACAD	07-01-2011	36.43	07-01-2011	60,055.56
* CORKER DEBERRY, JETAUN E	GWENDOLYN BROOKS	07-01-2011	34.21	07-01-2011	63,831.00
* CORNBLEET, AILEEN GAIL	ARMSTRONG G	07-01-2011	23.36	07-01-2011	40,127.28
* COUNCIL, DORIS JEANNETTE	PULASKI ACADEMY	07-01-2011	35.01	07-01-2011	52,587.24
* COVINGTON, LULA	CHICAGO VOCATIONA	07-01-2011	39.53	07-01-2011	59,648.04
* CRAWFORD, JACQUELINE ANNE	DISNEY MAGNET	07-01-2011	37.02	07-01-2011	56,103.24
* CROWE, LOUBERTHA	BARRY	07-01-2011	30.49	07-01-2011	55,669.56
CROWE, PATRICIA ELIZABETH	FARNSWORTH	07-01-2011	24.49	07-01-2011	45,218.40
* CROWLEY, MARY ELIZABETH	VON STEUBEN METRO	07-01-2011	34.56	07-01-2011	59,915.28
* CURRY, CHARLINE	ERICSON	07-01-2011	21.09	07-01-2011	34,003.68
* CZABAFI, CSABA	SENN METRO ACAD	07-01-2011	24.64	07-01-2011	42,321.84
* DABNEY, SHIFENIA	CW EDUC GENERAL	07-01-2011	22.00	06-06-2010	19,692.60
* DALMAU, NYDIA MARIA	BATEMAN	07-01-2011	21.85	07-01-2011	38,327.16
* DARLING, JACQUELINE	CORLISS H S	07-01-2011	21.85	08-03-2010	38,347.68
* DAVIS, JOHN CAMERON	LINCOLN PARK H S	07-01-2011	36.55	07-01-2011	60,055.56
* DEANES, PATTI	HIRSCH METRO H S	07-01-2011	34.08	07-01-2011	60,055.56
* DEJESUS, ELBA	OTIS	07-01-2011	33.99	07-01-2011	56,108.64
* DEL PINO, EDMUNDO EDGAR	MARSHALL MIDDLE	07-01-2011	34.91	07-01-2011	56,108.76
* DEME, DELLA LUCIA	TAFT H S	07-01-2011	16.59	07-01-2011	31,412.76
* DENMAN, JUANITA JOANNE	HERZL	07-01-2011	47.16	07-01-2011	62,837.16
* DENTON, KENNETH	MORGAN PARK H S	07-01-2011	34.63	07-01-2011	58,162.20
* DEPARTIDA, GUADALUPE MONTERO	BRIGHT	07-01-2011	23.31	07-01-2011	36,677.40

* denotes preliminary pension

* DESTIN, JEAN BCW EDUC GENERAL07-01-2011	10.65	06-06-2010	6,143.64
* DIAS, CHRISTOBEL MARINASTAGG07-01-2011	23.83	07-01-2011	43,459.68
* DIXON, JOAN ELIZABETHPARKMAN07-01-2011	34.58	07-01-2011	60,052.80
* DROBNY, ARNOLD JSCHURZ H S07-01-2011	46.90	07-01-2011	62,170.20
* DUEL, LUZ AMANDAREILLY07-01-2011	34.42	07-01-2011	56,108.76
* DUGAN, IRAIDA BGRISSOM07-01-2011	36.14	07-01-2011	63,831.00
* DUHIG, MARILYNKENNEDY H S07-01-2011	12.79	07-01-2011	15,828.84
* DUKE, SANDRA ELAINEGILLESPIE07-01-2011	27.46	07-01-2011	42,183.00
* DUNN, VERA SPENCERDELANO07-01-2011	37.41	07-01-2011	62,924.76
* DUNNE, THOMAS EWALTER PAYTON07-01-2011	8.99	07-01-2011	14,498.04
* DUPLANTIS, LINDA ANNPRUSSING07-01-2011	34.09	07-01-2011	63,831.00
* DUSZAK, JAMES KENNETHMATHER H S07-01-2011	34.52	07-01-2011	60,043.20
* EBERHARDT, CAROLE ELISEHANCOCK H S07-01-2011	39.10	07-01-2011	58,563.96
* EDISON, PEGGY ANNEVERS07-01-2011	27.36	07-01-2011	45,023.16
* EDWARDS, MARIANEMARSHALL METRO H07-01-2011	23.06	07-01-2011	29,986.08
ELLIS, SHARON NPILSEN COMM ACAD07-01-2011	26.70	03-12-2011	29,824.68
* ELVINGTON, SALLY TWARREN07-01-2011	19.24	07-01-2011	28,532.64
* ERIKSON, JUDITH ELLENNORTH-GRAND H.S07-01-2011	36.02	07-01-2011	57,757.92
* ERIKSON, WALTER STANLEYLANE TECH H S07-01-2011	44.35	07-01-2011	56,085.36
* FARLEY, LOREA JEANBEASLEY ACAD MAG07-01-2011	34.36	07-01-2011	59,872.20
* FARLEY-GORDON, KATHERINE MCW EDUC GENERAL07-01-2011	14.11	07-01-2011	20,470.68
* FAST, RUTH ANNCW SPEC SVCS SUP07-01-2011	10.84	07-01-2011	18,335.40
* FAULKNER, ROBERT JAMESLEWIS07-01-2011	15.89	07-01-2011	27,387.84
* FERNANDEZ, ELVIRAPICKARD07-01-2011	27.73	07-01-2011	50,632.92
* FERRELL, GWENDOLYNPHILLIPS ACAD07-01-2011	24.79	07-01-2011	36,402.96
* FINDERSON-DAVIS, ADRIENNELINCOLN PARK H S07-01-2011	35.99	07-01-2011	59,985.36
* FLEMING, MAUREEN ANNCHRISTOPHER07-01-2011	30.45	07-01-2011	52,273.32
* FOOK, TANYA LYNNSHEDD BR07-01-2011	37.22	07-01-2011	58,852.68
* FOREE, RAMONABARBARA A. SIZEMORE07-01-2011	11.10	05-22-2011	13,890.72
* FORMAN, NANCY GAILMURPHY07-01-2011	24.39	07-01-2011	40,093.32
* FOURNIER, ALICE CLAREMORGAN PARK H S07-01-2011	16.88	07-01-2011	28,102.92
* FRANKLIN, MATTIE LBRADWELL07-01-2011	34.22	07-01-2011	60,948.96
* FREDMAN, SUSAN JOANJENNER07-01-2011	22.28	07-01-2011	38,268.72
* FREEMAN, MARY ANNCLINTON07-01-2011	35.27	07-01-2011	57,538.08
* GABY, BETH ANNSCHURZ H S07-01-2011	35.61	07-01-2011	57,538.08
* GADDIS, LINDA DIANELAVIZZO ELEMENTAR07-01-2011	20.85	06-25-2008	23,481.84
* GARDNER, RUTH EJULIAN H S07-01-2011	33.85	07-01-2011	53,496.48
* GARVIN, SHARON JEANNEJULIAN H S07-01-2011	33.98	07-01-2011	63,831.00
* GAYTON, IRENE CECILESMYSER07-01-2011	21.38	07-01-2011	36,677.52
GIBSON-MASON, CYNTHIAHUGHES L07-01-2011	3.10	04-26-2006	46,159.08

* denotes preliminary pension

* GLENNON, KATHLEEN ANN.....	H B STOWE	07-01-2011	21.90	07-01-2011	39,337.80
* GOLD-SPIVACK, SHERRI LYNNE	RAVENSWOOD	07-01-2011	35.36	07-01-2011	56,032.68
* GOLDSBURY, MAUREEN KAY.....	MADISON	07-01-2011	38.23	07-01-2011	61,019.16
* GOMEZ, MARTHA	SAUCEDO SCHOL ACA	07-01-2011	34.58	07-01-2011	62,246.28
* GONZALEZ, HAYDEE ALVAREZ.....	PEIRCE	07-01-2011	31.42	07-01-2011	58,457.52
* GONZALEZ, NORA	OTIS	07-01-2011	34.70	07-01-2011	53,757.72
* GORAVICA, BARBARA LYNNE	HUBBARD H S	07-01-2011	35.81	07-01-2011	62,283.72
* GRAVES, CYNTHIA HELEN	LELAND	07-01-2011	39.20	07-01-2011	62,163.24
* GREENLEE, MARY LEE	CW EARLY CHILDHO.....	07-01-2011	22.09	07-01-2011	39,684.96
* GREGORY, ETTA MAE.....	HUGHES/DAVIS.....	07-01-2011	34.20	07-01-2011	55,759.20
* GREVE, MARGARET JEAN.....	GRESHAM	07-01-2011	18.32	07-01-2011	29,654.64
* GRIECO, LUCILLE SUSAN	SENN METRO ACAD.....	07-01-2011	42.03	07-01-2011	62,246.16
* GRIFFIN, LAWRENCE JAMES	MITCHELL.....	07-01-2011	21.20	07-01-2011	30,794.04
* GRILL, SHARI ADRIENNE.....	SWIFT	07-01-2011	37.46	07-01-2011	58,435.44
* GROTH, MARY ALICE	KELVYN PARK H S	07-01-2011	35.46	07-01-2011	63,831.00
* GUICE, EDGAR EMERSON	CHAPPELL.....	07-01-2011	23.50	06-03-2011	23,703.60
* GUTTER, NADINE	GAGE PARK H S	07-01-2011	26.64	07-01-2011	36,700.44
* HAJDUK, MAUREEN BARRY	HANSON PARK	07-01-2011	38.08	07-01-2011	62,246.16
* HALL, KATHLEEN RITA	GOETHE	07-01-2011	25.27	07-01-2011	47,260.80
* HANEY, ELIZABETH.....	BROWN.....	07-01-2011	23.34	07-01-2011	43,663.44
* HAPANIEWSKI, VIVIAN M.....	HARLAN COMM ACAD	07-01-2011	29.95	07-01-2011	53,532.60
* HARA, MARLA	GRAY.....	07-01-2011	32.68	07-01-2011	55,080.36
* HARLAN, SYLVIA MARIA	HALE	07-01-2011	31.81	07-01-2011	58,378.20
* HARLAN, VIVIAN LOLITA	DAVIS MAGN.....	07-01-2011	36.79	07-01-2011	57,535.68
* HARRELL, ROSETTA	ALDRIDGE.....	07-01-2011	23.39	06-30-2011	38,238.12
* HARRIS, JO ANN.....	EVERETT	07-01-2011	19.10	07-01-2011	30,230.64
* HART, MARIANNE.....	MARSHALL MIDDLE	07-01-2011	21.59	04-26-2011	30,931.32
* HARVILLE, HOUSLEY HOSEA	WADSWORTH	07-01-2011	35.33	07-01-2011	56,041.44
* HAYMON, EARLEAN	CHICAGO VOCATIONA.....	07-01-2011	35.93	07-01-2011	60,491.04
* HAYWOOD, DIANA BUFORD	MADISON.....	07-01-2011	22.38	07-01-2011	32,496.48
* HEARD, GLORIA JEAN.....	CARTER	07-01-2011	25.80	07-01-2011	46,955.40
HEINKING-DRZAZGA, CYNTHIA L.....	LAVIZZO ELEMENTAR	07-01-2011	10.86	04-20-2011	7,409.04
* HENDERSON, ANNA MAE	GARY.....	07-01-2011	36.93	07-01-2011	53,877.24
* HERNANDEZ, MARY LOUISE.....	MOZART.....	07-01-2011	19.32	07-01-2011	27,322.92
* HERNANDEZ, RITA DIANE	GAGE PARK H S	07-01-2011	35.73	07-01-2011	63,152.64
* HILBURGER, MARGARET M.....	SUTHERLAND	07-01-2011	20.47	07-01-2011	35,242.08
* HIRSHFIELD, DEBORAH LYNNE.....	CW EDUC GENERAL.....	07-01-2011	19.36	07-01-2011	30,487.08
* HOFF, NANCY JOY	PALMER	07-01-2011	38.12	07-01-2011	61,314.00
* HOGAN, PHYLLIS DIANE.....	DISNEY MAGNET.....	07-01-2011	38.49	07-01-2011	49,512.24
* HOLMES, MANFORD LEE.....	TEAM ENGLEWOOD COMM ACADEMY	07-01-2011	26.68	07-01-2011	46,815.84

* denotes preliminary pension

* HOLTZCLAW, SUSAN DENISE	CW FINANCE GENL	07-01-2011	32.53	12-21-2010	58,092.48
* HOOKS, MARCELL ELIZABETH	BOUCHET BRANCH	07-01-2011	27.73	07-01-2011	51,451.92
* HOSKINS, DARTHA JEAN	LINCOLN PARK H S	07-01-2011	37.55	07-01-2011	61,789.92
* HOWELL-OSBORNE, RUTHIE MAE	CW SPEC SVCS SUP	07-01-2011	17.52	05-22-2011	29,001.00
* HUBBERTS, GINA MARIE	CW SPEC SVC IN/A	07-01-2011	34.32	07-01-2011	63,815.52
* HUDSON, BONNIE GENEVIA	CW EDUC GENERAL	07-01-2011	6.20	04-24-2011	3,471.48
* HUNTINGTON, JUDY LOUISE	DECATUR CLASSICAL	07-01-2011	22.36	07-01-2011	42,184.80
* HUTCHINSON, JUANITA	BEST PRACTICE H S	07-01-2011	42.90	07-01-2011	65,031.48
* HUTCHINSON, PHYLLIS EILEEN	NEIL	07-01-2011	33.12	07-01-2011	58,339.32
* IDEWU, MARTHA ONEIDA	PHILLIPS ACAD	07-01-2011	35.18	07-01-2011	61,975.68
IVEY, BESSIE LEE	LELAND	07-01-2011	34.66	07-01-2011	62,246.28
* IVY, JUANITA L	LAWRENCE	07-01-2011	27.39	07-01-2011	50,015.40
* JACKSON, LAVERNE	GALLISTEL LANG AC	07-01-2011	35.86	07-01-2011	56,108.64
* JACKSON, MARY BURTON	HUBBARD H S	07-01-2011	21.89	07-01-2011	44,851.32
* JACKSON-HILL, LUCINDA RENE	CW SPEC SVCS SUP	07-01-2011	35.34	07-01-2011	64,782.96
* JACOBY, LESLIE BETH	CW SPEC SVCS SUP	07-01-2011	21.77	07-01-2011	25,767.48
* JAMES, VAN EARL	TILL, EMMITT	07-01-2011	25.37	07-01-2011	34,378.20
* JAMISON, ORA MARIE	TAYLOR	07-01-2011	24.61	07-01-2011	46,086.36
* JANISZEWSKI, RITA ANN	SAUCEDO SCHOL ACA	07-01-2011	33.71	07-01-2011	55,412.76
* JANKIS, JUDITH ANN	CHICAGO VOCATIONA	07-01-2011	39.79	07-01-2011	62,121.84
* JOHNSON, KENNETH JAMES	NEW ORR HS	07-01-2011	34.17	07-01-2011	58,563.96
* JOHNSON, LAURAL ELAINE	CW EARLY CHILDHO	07-01-2011	41.58	07-01-2011	63,831.00
* JOHNSON, SHEILA M	ARMOUR	07-01-2011	25.18	07-01-2011	43,870.92
* JOHNSON COBB, MONA LISA	BRENNEMANN	07-01-2011	21.00	07-01-2011	29,555.40
* JOHNSTON, CONSTANCE JO	CHICAGO AGR H S	07-01-2011	16.03	06-30-2011	21,469.80
* JONES, BRENDA JOYCE	GREEN WENDELL	07-01-2011	35.83	07-01-2011	60,939.00
* JONES, CASSANDRA ANN	SIMEON CAREER ACA	07-01-2011	28.09	07-01-2011	34,932.96
* JONES, ERNEST RANDALL	LAKE VIEW H S	07-01-2011	45.67	07-01-2011	63,831.00
* JONES, ESTER JEAN	CHGO SDA ACADEMY	07-01-2011	33.69	07-01-2011	53,241.84
* JONES, JAMES ARTHUR	SHIELDS	07-01-2011	30.77	07-01-2011	52,863.12
* JONES, JAMES JESSIE	SIMEON CAREER ACA	07-01-2011	19.21	07-01-2011	33,452.52
* JURKOVIC, JOAN V	MADISON	07-01-2011	37.39	07-01-2011	58,493.76
* KELLAM, BARBARA LYNN	STEVENSON	07-01-2011	26.32	07-01-2011	46,830.48
KELLER, CHARLEE J	SUB POSTAL SERVICE	07-01-2011	13.81	06-28-2008	18,907.08
* KELLY, MARY ELIZABETH	CW EARLY CHILDHO	07-01-2011	36.21	07-01-2011	61,314.00
* KHAN, FARHAT	SCH & COMM RELS	07-01-2011	33.43	07-18-2010	57,086.76
* KHOSHABA, KATHRYN EDNAH	SENN METRO ACAD	07-01-2011	37.47	07-01-2011	59,791.44
* KILLACKEY, MAUREEN PATRICIA	LYON	07-01-2011	21.37	07-01-2011	35,166.48
* KLEIN, CAROL JEAN	NORWOOD PARK	07-01-2011	30.40	07-01-2011	57,551.88
* KMIEC, DENNIS EDWARD	CARVER MILITARY	07-01-2011	35.67	07-01-2011	57,538.08

* denotes preliminary pension

* KOPACZ, VALENTINE RO	BEASLEY ACAD MAG	07-01-2011	33.90	07-01-2011	60,970.56
* LABOY, JUANITA	CHAPPELL	07-01-2011	14.06	07-01-2011	17,836.08
* LAMAR, KAREN JOANN	HAMLIN	07-01-2011	37.83	07-01-2011	57,121.44
* LAMY, SUZANNE CATHERINE	GREENE	07-01-2011	35.84	07-01-2011	62,572.92
* LANAIR, BARBARA ANN	BEASLEY ACAD MAG	07-01-2011	25.95	07-01-2011	47,867.64
LANG, THERESIA C	FORMER TEACHER	07-01-2011	16.83	03-21-2011	10,061.40
* LAPORTE, JACQUELINE MARIE	GARY	07-01-2011	18.33	07-01-2011	30,165.00
* LASKY, EDWARD DARIUS	KELVYN PARK H S	07-01-2011	26.83	07-01-2011	49,953.36
* LEGRAND, ALISON THOMSON	SULLIVAN H S	07-01-2011	31.36	07-01-2011	56,090.28
* LEIFER, DIANA RUTH	LINCOLN	07-01-2011	20.96	07-01-2011	36,004.80
* LERNER, JUDITH SHARON	CW EDUC GENERAL	07-01-2011	30.96	07-01-2011	49,912.68
* LLOYD, GRACE MARILYN	CULLEN	07-01-2011	25.76	07-01-2011	43,942.92
* LO BIANCO-GORMAN, GAIL ANN	GRAHAM	07-01-2011	28.30	07-01-2011	34,673.88
* LONG, MARJORIE PRISCILLA	KILMER	07-01-2011	46.25	07-01-2011	60,948.96
* LOPUSHONSKY, MICHAEL KENNETH MONROE		07-01-2011	37.80	07-01-2011	63,743.64
* LOTESTO, BARBARA	STAGG	07-01-2011	38.23	07-01-2011	57,538.08
* LOWERY, BRONWYN DENISE	FAIRFIELD ACADEMY	07-01-2011	25.77	07-01-2011	40,552.80
* LUCAS, GAYLE LENNETTE	HAUGAN	07-01-2011	26.79	07-01-2011	45,156.72
* LUMPKINS, GWENDOLYN ANN	OTIS	07-01-2011	39.59	07-01-2011	56,108.64
* LUNA, ANITA ANN	KELLY H S	07-01-2011	24.32	07-01-2011	45,535.08
* MADEL, POLLY B	STEWART	07-01-2011	22.99	07-01-2011	37,845.60
* MAHAN, LORYNE	CW EDUC GENERAL	07-01-2011	25.90	07-01-2011	21,512.40
* MALDONADO, GLADYS	HAUGAN	07-01-2011	26.41	07-01-2011	42,406.44
* MALINOWSKI, CONSTANCE CATHARINA	TWAIN	07-01-2011	22.26	07-01-2011	39,834.36
* MANRRIQUEZ, KATHY ANN	BURBANK	07-01-2011	36.77	07-01-2011	57,956.28
* MARSHALL, MARY B	HENDRICKS COMM AC	07-01-2011	28.02	07-01-2011	43,417.92
* MARTIN, THELMA	ARMSTRONG G	07-01-2011	35.85	07-01-2011	56,104.68
* MARTIN, WALTER ROBERT	MORGAN PARK H S	07-01-2011	40.26	07-01-2011	58,563.96
* MASON, KENNETH RAYMOND	PEIRCE	07-01-2011	39.01	07-01-2011	56,108.64
* MATT, DELORES MARIE	BURR	07-01-2011	40.11	07-01-2011	62,153.28
* MAYBAUM, LEONARD WILL	BOGAN TECH H S	07-01-2011	37.18	07-01-2011	74,842.20
* MCCONNELL, DOLORES M	WADSWORTH	07-01-2011	33.08	07-01-2011	54,585.12
* MCCOY, MARGUERITE E	CW SPEC SVC IN/A	07-01-2011	32.56	07-01-2011	55,893.60
* MCKEE, JAMES H	ROOSEVELT H S	07-01-2011	44.81	07-01-2011	56,108.64
* MCKINNEY, GEORJEANIA ODETTE	S HELENA CROSS	07-01-2011	23.34	07-01-2011	40,738.92
* MCLEMORE, LARRY	PHILLIPS ACAD	07-01-2011	20.24	07-01-2011	34,690.80
* MEDINA, ANDRE	KELVYN PARK H S	07-01-2011	16.16	03-24-2011	23,875.80
* MEJASKI, MARIA	JUAREZ COMM ACAD	07-01-2011	36.73	07-01-2011	55,131.72
* MERICH, DOREEN	MARSH	07-01-2011	37.83	07-01-2011	56,083.32
* MEYER, KATHLEEN ANN	CHRISTOPHER	07-01-2011	30.70	07-01-2011	47,539.80

* denotes preliminary pension

* MEYER, WILLIAM BRIAN	ROOSEVELT H S	07-01-2011	37.02	07-01-2011	58,694.88
* MICHALOPOULOS, JEAN	VON STEUBEN METRO	07-01-2011	32.52	07-01-2011	53,517.60
* MOCHEL, JOHN	GREELEY	07-01-2011	27.22	07-01-2011	44,804.64
* MOON, SO YOUNG	HAUGAN	07-01-2011	35.02	07-01-2011	63,831.00
* MOORE, KATHERINE A	CW OFFICE OF HUMAN CAPITAL	07-01-2011	21.81	07-01-2011	40,838.64
* MORAN, KATHLEEN	ALDRIDGE	07-01-2011	28.36	07-01-2011	51,385.44
* MORGANSTEIN, ARTHUR	CLEVELAND	07-01-2011	11.56	07-01-2011	19,381.56
* MORONEY, MARY CAMILLE	CW SPEC SVCS SUP	07-01-2011	18.68	07-01-2011	30,545.16
* MORRIS, ARMINTHA M	THORP O A ACAD	07-01-2011	38.89	07-01-2011	57,538.08
* MORTON, ROSALYN MARIA	ROBINSON	07-01-2011	25.16	07-01-2011	43,810.80
* MOY, HELEN GOON	HAINES	07-01-2011	34.13	07-01-2011	49,570.68
* MUIR, STELLA ALBOREDA	MORGAN PARK H S	07-01-2011	19.10	07-01-2011	33,408.00
* MURRAY, JAMES P	GOETHE	07-01-2011	41.81	07-01-2011	56,037.84
* NASH, VIOLET MARIE	BROWN	07-01-2011	39.05	07-01-2011	63,827.88
* NATALE, SUSAN LOUISE	CHRISTOPHER	07-01-2011	36.69	07-01-2011	56,108.64
* NECAS, ROBERT ALLEN	DAVIS	07-01-2011	29.73	07-01-2011	48,936.36
NEVILLE, JOSEPHINE A	FORMER TEACHER	07-01-2011	13.58	07-29-2009	6,799.44
* NICKERSON, DORNITCHA PAULA	ROSS	07-01-2011	33.04	07-01-2011	59,024.52
* NIX, SHARON	TILDEN ACHIEVE AC	07-01-2011	34.68	07-01-2011	59,853.12
* NORMAN, LLOYD	HYDE PARK ACAD H	07-01-2011	35.65	07-01-2011	61,152.36
* OAKES, GLORIA ANN	LASALLE LANG ACAD	07-01-2011	16.62	06-30-2011	21,309.72
* OGRADY, THOMAS MICHAEL	CW SPEC SVCS SUP	07-01-2011	32.09	07-01-2011	50,794.68
* OLIVER, FRANCINE	BROWN	07-01-2011	5.55	07-01-2011	9,085.92
* OLSZAK, DAVID G	CLEMENTE COMM ACA	07-01-2011	39.31	07-01-2011	58,378.20
* ORTEGON, FABIOLA	EBERHART	07-01-2011	29.28	07-01-2011	51,387.96
* OSWALD, CONSTANCE	SOUTHSIDE ACAD	07-01-2011	35.34	07-01-2011	62,756.16
* OTTO, MAXINE E	CW EDUC GENERAL	07-01-2011	16.13	06-05-2011	23,350.56
* OUSLEY, LEAH ANN MURPHY	CW EDUC GENERAL	07-01-2011	19.01	07-01-2011	25,503.60
* PAGE, LARRY LAMORRIS	DISNEY MAGNET	07-01-2011	37.23	07-01-2011	56,103.24
* PAPPAS, GUS NICK	SCHURZ H S	07-01-2011	40.83	07-01-2011	56,034.96
* PARADISO, SUSAN VALERIE	SPENCER	07-01-2011	28.50	07-01-2011	48,961.32
* PARDYS, SANDRA LEE	SULLIVAN H S	07-01-2011	37.25	07-01-2011	62,167.56
* PASCHAL, JUDITH MARIE	BRADWELL	07-01-2011	23.10	07-01-2011	29,394.60
* PATEL, ABDUSSAMAD A	PHILLIPS ACAD	07-01-2011	17.92	07-01-2011	33,303.84
* PAVLETIC, MAUREEN PATRICIA	MT GREENWOOD	07-01-2011	38.33	07-01-2011	62,240.28
* PEREZ, OLGA VIOLETA	PECK	07-01-2011	33.62	07-01-2011	63,073.80
* PERKINS, DEBERAH E	ROBESON H S	07-01-2011	39.15	07-01-2011	62,243.16
* PETEET, RITA	DYETT HIGH SCHOOL	07-01-2011	34.11	07-01-2011	58,497.12
* PHILLIPS, SHEILA MARIAM	BLACK BR	07-01-2011	33.99	07-01-2011	57,314.16
* PIKEY, LINDA R	MCKAY EARLY CHILD	07-01-2011	26.55	07-01-2011	34,522.68

* denotes preliminary pension

* POLK, LINDA L	PHILLIPS ACAD	07-01-2011	36.57	07-01-2011	57,651.24
* PORTE, JUDY A	SULLIVAN H S	07-01-2011	41.36	07-01-2011	74,165.28
* PRITCHETT, GLENN DEMETRIOS	CW EDUC GENERAL	07-01-2011	8.73	06-06-2010	3,364.44
* QUINN, MAUREEN RITA	SHERIDAN MAGNET	07-01-2011	15.23	07-01-2011	25,251.72
* RAMIREZ ODELL, HELEN M	CW SPEC SVCS SUP	07-01-2011	45.95	07-01-2011	62,246.16
* RAMOS, RAYSA	TALCOTT	07-01-2011	34.78	07-01-2011	62,246.28
* RANDALL, JUNE ELAINE	GRAHAM TRAINING C	07-01-2011	37.07	07-01-2011	58,401.24
* RANDALL, SHERVIA JEAN	COLES	07-01-2011	34.31	07-01-2011	58,418.04
* RAWSKA, MARISA PAMELA	SCHURZ H S	07-01-2011	29.18	07-01-2011	51,174.36
* RAYMOND, MELZINE	BARRY	07-01-2011	28.67	07-01-2011	46,935.00
* REDINGTON, DENISE SHERIDAN	OTIS	07-01-2011	37.75	07-01-2011	60,176.76
* REEVES, GLORIA MARIA	BEASLEY ACAD MAG	07-01-2011	36.45	07-01-2011	61,032.48
* REYES, PETER	VON STEUBEN METRO	07-01-2011	20.30	07-01-2011	35,766.00
* RICHARD, BARBARA ANN	EBERHART	07-01-2011	31.75	07-01-2011	58,544.64
* RILEY, PERRY GENE	HIBBARD	07-01-2011	25.17	07-01-2011	37,023.00
* RIMAWI, HISHAM H	CHICAGO DISCOVERY	07-01-2011	17.69	07-01-2011	31,616.28
* ROBERTS, KATHLEEN ELIZABETH	SCHNEIDER	07-01-2011	27.62	07-01-2011	45,461.88
* ROBERTS, PHYLLIS L	PHILLIPS ACAD	07-01-2011	43.07	07-01-2011	63,831.00
* ROBERTS, RICHARD WILLIAM	ORTIZ DE DOMINGUE	07-01-2011	34.60	07-01-2011	60,055.56
* ROBERTSON, WATSON	CW EDUC GENERAL	07-01-2011	17.63	04-24-2011	21,615.48
* ROBINSON, ANNETTE	CW EDUC GENERAL	07-01-2011	22.47	07-01-2011	32,629.68
* RODABAUGH, LINDA	HAWTHORNE ACAD	07-01-2011	40.16	07-01-2011	59,915.28
* RODRIGUEZ, MARIA	DE DIEGO COMM ACA	07-01-2011	30.89	07-01-2011	46,694.88
* ROHDE, GEORGETTE	MATHER H S	07-01-2011	23.59	07-01-2011	41,382.00
* ROKOS, EDWARD FRANCIS	LAKE VIEW H S	07-01-2011	43.16	07-01-2011	53,757.72
* ROSE, JULIE SKOREK	NORTHSIDE CENTER	07-01-2011	21.95	07-01-2011	34,251.60
* ROSENBERG, AURIA ELEANOR	PHILLIPS ACAD	07-01-2011	21.18	07-01-2011	36,380.88
* RUBINSON, ROBERTA MAE	BUDLONG	07-01-2011	16.54	07-01-2011	23,917.32
* RUSSELL, LUCILLE	REGION 6 OFFICE	07-01-2011	22.74	07-01-2011	28,554.12
* SALAZAR, ROYALIE U	CW EDUC GENERAL	07-01-2011	9.95	07-01-2011	6,231.24
* SALINAS, GUADALUPE MARIA	PEREZ	07-01-2011	33.26	07-01-2011	61,050.24
* SANCHEZ-LOPEZ, AMADOR	SCHURZ H S	07-01-2011	26.26	07-01-2011	43,213.32
* SANDLER, EVERETT SCOTT	GALE COMM ACAD	07-01-2011	33.87	07-01-2011	55,719.96
* SANGHA, MANGAL SINGH	HUBBARD H S	07-01-2011	32.48	07-01-2011	49,253.04
* SCHAFFEL, VIDA BELLE	FALCONER	07-01-2011	30.65	07-01-2011	55,632.84
* SCHWARZ, REINHARD WILLIAM	CW SPEC SVCS SUP	07-01-2011	33.50	07-01-2011	65,195.76
* SCOTT, JACQUELINE MARIE	YOUNG	07-01-2011	34.44	07-01-2011	49,529.52
* SHEA, ELLEN ANN	SOLOMON	07-01-2011	19.43	07-01-2011	35,946.00
* SHELBY, CHARLOTTE LOUISE	DALEY ACAD	07-01-2011	25.12	07-01-2011	41,296.20
* SHEPPARD, CARLOTTA MARIA	BEST PRACTICE H S	07-01-2011	14.57	06-19-2011	18,549.72

* denotes preliminary pension

* SHERWOOD, AMERICA CARLOTTA	07-01-2011	28.81	07-01-2011	42,737.16	
* SHIELDS-ELLIS, BEVERLY MARIETTA HALE	07-01-2011	36.28	07-01-2011	55,736.16	
* SINKUS, MARGARET ANTOINETTE	MATHER H S	07-01-2011	32.31	07-01-2011	53,175.12
* SKLADZIEN, HENRYK JANUSZ	NORTHWEST MIDDLE	07-01-2011	19.72	07-01-2011	35,997.00
SMITH, RACQUEL W.	ANTHONY BR	07-01-2011	26.75	05-05-2006	24,787.56
* SMITH, SHERI LYNN	MANIERRE	07-01-2011	20.30	05-22-2011	29,381.40
* SOKOLNICKI, EDNA JOANNE	SCAMMON	07-01-2011	28.86	07-01-2011	50,833.20
* SPECTOR, SARAH P.	HIRSCH METRO H S	07-01-2011	34.28	07-01-2011	63,827.64
* SPRATT, CEDRIC	HYDE PARK ACAD H	07-01-2011	12.59	07-01-2011	15,657.72
* SPRINGS, TERESA ANN	JULIAN H S	07-01-2011	34.88	07-01-2011	75,430.44
* SPURLOCK, LEXIE W	MORGAN PARK H S	07-01-2011	41.33	07-01-2011	62,760.72
* STAMPS-WHITE, MARSHA FLORENE	LAWRENCE	07-01-2011	29.31	07-01-2011	33,794.64
* STERLING, LOUIS EMERSON	SIMEON CAREER ACA	07-01-2011	36.03	07-01-2011	62,167.56
* STEWARD, DRUNITA	CHICAGO VOCATIONA	07-01-2011	35.00	07-01-2011	63,192.84
* STINSON, ROCHELLE DENISE	GRAHAM TRAINING C.	07-01-2011	34.44	07-01-2011	56,103.24
* STINSON, SHIRLEY MAE	DE DIEGO COMM ACA	07-01-2011	34.53	07-01-2011	56,089.80
* STOILJKOVIC, MARGARETTE G	YOUNG MAGNET H S	07-01-2011	35.01	07-01-2011	62,210.40
* STONE, MARILYNN LEONA	LANE TECH H S	07-01-2011	41.98	07-01-2011	56,108.64
* STRAZ, MARILYN ZELASKO	HANSON PARK	07-01-2011	35.96	07-01-2011	57,538.08
* TALBOT, EDWARD ROBERT	TILDEN H S	07-01-2011	39.41	07-01-2011	57,116.76
* TANG, DORA CHEE MAN	HEALY	07-01-2011	27.13	07-01-2011	49,532.76
* TAPIA-QUANE, HORTENCIA	CW SPEC SVC IN/A	07-01-2011	34.77	07-01-2011	57,538.08
* TAYLOR, BULA MAE	LAKE VIEW H S	07-01-2011	37.16	07-01-2011	56,046.48
* TAYLOR, JERRY GLEEN	ROOSEVELT H S	07-01-2011	38.41	07-01-2011	56,108.64
* THANOS, PETER HARRY	JULIAN H S	07-01-2011	21.36	07-01-2011	37,469.88
* THAOCHALEE, CHACH	PHILLIPS ACAD	07-01-2011	21.49	07-01-2011	40,015.80
* THERRIO, CARA LYNN	ROOSEVELT H S	07-01-2011	33.70	07-01-2011	58,421.64
* THOMAS, BARBARA JEAN	HUGHES/DAVIS	07-01-2011	22.03	07-01-2011	40,026.12
* THOMPSON, JOHN W	MATHER H S	07-01-2011	6.86	07-01-2011	8,822.52
* THREATT, KATHY	CARNEGIE	07-01-2011	37.07	07-01-2011	62,091.00
* THREET, PAMELA JEAN	CALHOUN NORTH	07-01-2011	20.93	07-01-2011	27,156.48
* TOLBERT, ANNIE J	MOLLISON	07-01-2011	44.72	07-01-2011	49,516.56
* TOWNER, IDA J	STAGG	07-01-2011	20.86	07-01-2011	34,242.96
* TOWNSEND, ENTROM	SOUTHSIDE ACAD	07-01-2011	36.31	07-01-2011	62,243.16
* TRAINOR, DENNIS RICHARD	HANCOCK H S	07-01-2011	27.26	07-01-2011	49,692.72
* TROY, LIANE SHARON	CW EARLY CHILDHO	07-01-2011	36.61	07-01-2011	63,728.64
* TUSHBAI, GLORIA JEAN	CW EDUC GENERAL	07-01-2011	12.05	07-01-2011	7,271.88
* URBAN, DIANE LYNN	PEREZ	07-01-2011	21.56	07-01-2011	40,220.76
* VACCARELLA, VINCENT JAMES	MCCORMICK	07-01-2011	38.91	07-01-2011	58,815.12
* VALADEZ, FRANK	FARRAGUT CAREER A	07-01-2011	35.85	07-01-2011	57,467.16

* denotes preliminary pension

* VALENTINE, LINDA MARCINADUNBAR VOC H S07-01-2011	34.65	07-01-2011	61,019.16
* VASQUEZ, ARNULFOHENRY07-01-2011	18.83	07-01-2011	32,353.32
* VAULTZ-POLK, SHELIAPEABODY07-01-2011	37.58	07-01-2011	62,075.40
* VELEZ, LAVINIAAMUNDSEN H S07-01-2011	28.26	07-01-2011	46,509.00
* VENCKUS, RICHARD JOSEPHBOGAN TECH H S07-01-2011	38.83	07-01-2011	73,222.92
* VICKROY, JOHN PSCHOOL OF THE ART07-01-2011	11.04	07-01-2011	16,772.52
* VOVES, LARRY ARTHURBURNSIDE ACAD07-01-2011	36.73	07-01-2011	60,055.56
* WALK, LILLIE MAECW EDUC GENERAL07-01-2011	21.14	03-13-2011	31,346.76
* WALKER-WARD, BETTYCARVER MILITARY07-01-2011	32.54	07-01-2011	64,537.56
* WARD, RALPHROBINSON07-01-2011	21.81	07-01-2011	27,121.32
* WARE, PATRICIAGRESHAM07-01-2011	34.18	07-01-2011	58,560.72
* WAYNE, CATHYPEREZ07-01-2011	37.01	07-01-2011	62,243.16
* WEATHERSPOON, LEVONIAYATES07-01-2011	40.57	07-01-2011	57,538.08
* WHEELER, LILLIE MAELINCOLN PARK H S07-01-2011	34.41	07-01-2011	59,998.56
* WHITE, JANEKENWOOD ACAD H S07-01-2011	33.44	07-01-2011	62,604.96
* WIDEGREN, RICHARD HERBERTSTEINMETZ A C07-01-2011	32.58	07-01-2011	55,969.44
* WILLIAMS, JULIUSYOUNG MAGNET H S07-01-2011	34.80	07-01-2011	62,983.20
* WILLIAMS, PATRICIAMORGAN PARK H S07-01-2011	24.28	07-01-2011	45,822.96
* WILSON, JACQUELINENEW ORR HS07-01-2011	31.29	07-01-2011	52,663.20
* WILSON, ROSEMARYCW EDUC GENERAL07-01-2011	11.05	07-01-2011	17,293.80
* WINN, SHERIDA ELISECITY WIDE LITERACY07-01-2011	40.26	07-01-2011	62,540.04
* WOO, CHRISTINE IDALIANORTHSIDE CENTER07-01-2011	37.31	07-01-2011	76,035.84
* WOODLEY, SHIRLEY JEANMOZART07-01-2011	37.37	07-01-2011	58,479.24
* WOODS, DENISE SHARRONWOODS ACADEMY07-01-2011	27.17	07-01-2011	39,974.76
* WORKMAN, GAYLORD EDWARDATTUCKS07-01-2011	41.64	07-01-2011	61,019.16
* WRIGHT PORRATA, DELOYCE ANNAMUNDSEN H S07-01-2011	41.86	07-01-2011	63,827.64
* YANECK, THERESA MARIAYOUNG MAGNET H S07-01-2011	35.47	07-01-2011	61,314.00
* YOUNG, JOSEPH HEMMET07-01-2011	30.09	07-01-2011	46,597.92
* ZUNIGA, FEBEH B STOWE07-01-2011	34.28	07-01-2011	58,533.24

Count of Service Retirement Pensions: 399

Total Service Retirement Pensions: 19,153,906.56

Average Pension: 48,004.78

Average Service Years: 29.71

* denotes preliminary pension

Reciprocal Retirement Pensions

07/01/2011 through 07/31/2011

Name of Member	School or Final Status	1st Check Date	Years of Service	Effective Date	Annual Pension
* ADAMS, MARION	SHEDD BR	07-01-2011	27.92	07-01-2011	52,725.48
* ALVAREZ, TERESA MARIA	RUIZ	07-01-2011	29.82	07-01-2011	50,403.60
* AVICK, ANN	CW SPEC SVCS SUP	07-01-2011	18.46	07-01-2011	33,697.32
* BACHELLER, NANCY LOUISE	NEAR NO SP ED CTR	07-01-2011	28.06	07-01-2011	49,424.28
* BANKS, PATRICIA ANNE	WASHINGTON H S	07-01-2011	29.68	07-01-2011	52,672.32
* BENSON, JUDITH ANN	BOGAN TECH H S	07-01-2011	34.76	07-01-2011	63,831.00
* BINKIS, PAUL EDWARD	CW SPEC SVCS SUP	07-01-2011	20.10	07-01-2011	38,214.36
* BRUMLEY, ANITA MARIE	ALEX HALEY ACAD	07-01-2011	26.68	07-01-2011	47,977.08
* CRAWFORD, SANDRA A	HIRSCH METRO H S	07-01-2011	12.06	07-01-2011	11,150.40
* CULLEN, DEBORAH	DEWEY	07-01-2011	17.59	07-01-2011	20,949.12
* DEUTMEYER, MARY ANN	WASHINGTON H S	07-01-2011	20.83	07-01-2011	37,936.08
* DINOVO, MARY LOU CLAIRE	BLAIR	07-01-2011	7.94	07-01-2011	11,546.40
* DOLNICK, WILLIAM P	CW SPEC SVCS SUP	07-01-2011	22.95	07-01-2011	43,273.44
* DUBIN, HELENE YVONNE	GUNSAULUS ACADEMY	07-01-2011	14.39	07-01-2011	24,038.76
* FAULKNER, DANIELLE JEANNE	CW SPEC SVCS SUP	07-01-2011	21.37	07-01-2011	40,789.68
* FISHER, MARLENE R	CW SPEC SVCS SUP	07-01-2011	20.60	07-01-2011	38,486.16
* GIBBS, EDITH	CW EARLY CHILDHO	07-01-2011	31.36	07-01-2011	61,097.88
* GILES-WOODFOX, ANNA REBECCA	LAWRENCE	07-01-2011	15.21	07-01-2011	24,408.36
* GLATZ, PATRICIA ANN	HUBBARD H S	07-01-2011	35.13	07-01-2011	63,192.84
* GRANDBERRY, DEBORAH ANN	STAGG	07-01-2011	20.67	07-01-2011	32,546.16
* GRIFFIN, VIRGINIA ELLEN	CW SPEC SVC IN/A	07-01-2011	20.46	07-01-2011	38,183.40
* HINDMAND, MARTHA R	SAUCEDO SCHOL ACA	07-01-2011	18.49	07-01-2011	32,334.84
* HROBOWSKI, MARY ARCELIA	LOCKE	07-01-2011	19.67	07-01-2011	32,373.00
* JAMES, PRECIOUS	GREGORY	07-01-2011	10.09	07-01-2011	11,518.44
* JONES, PATRICIA GLORIA	HAUGAN	07-01-2011	15.64	07-01-2011	25,913.76
* JONIKAITIS, PATRICIA M	KELLOGG	07-01-2011	25.50	07-01-2011	46,502.16
* KUHR, MARILYN TERESA	CW EDUC GENERAL	07-01-2011	5.45	04-24-2011	2,417.40
* LUMIA, SANDRA KAY	MCPHERSON	07-01-2011	20.29	07-01-2011	35,570.76
* MALCZEWSKI, LAURA JEAN	NORTHSIDE CENTER	07-01-2011	20.88	07-01-2011	34,372.92
* MARREN, MARGARET MARY	REINBERG	07-01-2011	18.14	07-01-2011	31,785.36
MILLER, GERALD J	FORMER TEACHER	07-01-2011	1.55	05-01-2011	2,051.76
* MILLER, MARCIA KATHLEEN	GAGE PARK H S	07-01-2011	20.16	07-01-2011	35,516.40
* NELSON, YVONNE JOYCE	CHICAGO VOCATIONA	07-01-2011	18.14	07-01-2011	28,716.24
* PARTENACH, PATRICIA JEAN	DAVIS	07-01-2011	17.20	07-01-2011	32,205.00
* PRICE-WARNER, GERI	CURTIS	07-01-2011	28.20	07-01-2011	51,430.32

* denotes preliminary pension

* RUSSELL, NANCY MAY LINNE 07-01-2011	24.16	07-01-2011	35,082.48
* SANDS, SCOTT BEASLEY ACAD MAG 07-01-2011	39.95	07-01-2011	61,019.16
* SANFORD, GREGORY LEO BRADWELL 07-01-2011	29.81	07-01-2011	47,713.68
* SIMON, JOYCE LYNN FLEMING BR 07-01-2011	27.54	07-01-2011	45,325.32
* SINGLETON, BRENDA ANITA PILSEN COMM ACAD 07-01-2011	15.92	07-01-2011	22,130.64
* SMITH, SHEILA ANN CLEMENTE COMM ACA 07-01-2011	31.88	07-01-2011	48,432.96
* SNITOWSKY, ROSALYN MANETTE REILLY 07-01-2011	34.08	07-01-2011	63,756.36
* SNOWDEN, LAUREN MICHELLE CW SPEC SVCS SUP 07-01-2011	21.25	07-01-2011	40,412.16
* SODINI, CAROL ANN FRANKLIN MAGNET 07-01-2011	32.46	07-01-2011	60,782.52
* SOSZYNSKI, MAE ALEXIK CW SPEC SVCS SUP 07-01-2011	25.18	07-01-2011	59,780.64
* STANCIK, MARYANN GAGE PARK H S 07-01-2011	36.23	07-01-2011	59,219.16
* SURIANO, LILA D H B STOWE 07-01-2011	17.07	07-01-2011	29,211.84
SYDOR, LYDIA E SUB POSTAL SERVICE 07-01-2011	10.18	01-20-2011	11,235.48
* VALDES, ALFONSO SALAZAR BIL ED CT 07-01-2011	15.77	07-01-2011	21,787.56
* WANZUNG, CARL JOSEPH SPRY 07-01-2011	30.58	07-01-2011	52,459.32
* WASHINGTON, CAROLYN LOUISE ROBESON H S 07-01-2011	22.36	07-01-2011	38,486.88
* WATTS, DEBORAH CHRISTINE CW EDUC GENERAL 07-01-2011	21.99	07-01-2011	31,676.40
* WILLY, ALAN PETER TAYLOR 07-01-2011	20.64	07-01-2011	35,359.56
* WINTERS, BEATRICE NINA MARSH 07-01-2011	18.44	07-01-2011	54,098.76
ZIEL, THOMAS W FORMER TEACHER 07-01-2011	2.95	06-04-2011	7,023.36

Count of Reciprocal Retirement Pensions: 55	Total Reciprocal Retirement Pensions: 2,064,246.72
	Average Pension: 37,531.76
	Average Service Years: 21.71

Survivors' Pensions

07/01/2011 through 07/31/2011

Name of Member	1st Check Date	Years of Service	Effective Date	Annual Pension
BUCHANAN, KYLE	07-01-2011	25.06	11-12-2010	11,319.84
<i>(SON OF WILLIAM STUART BUCHANAN)</i>				
CARTER, JAMES C	07-01-2011	13.70	06-01-2011	9,878.52
<i>(HUSBAND OF ALMA CARTER)</i>				
CUNA, MARCELA MAGGAY	07-01-2011	15.20	08-01-2009	6,705.96
<i>(WIFE OF ANTONIO R CUNA)</i>				
DAVIS, MARIE	07-01-2011	30.60	06-01-2011	29,164.32
<i>(WIFE OF IRA L DAVIS)</i>				
GRIFFITH, MARCELINE J	07-01-2011	26.90	05-01-2011	18,868.92
<i>(WIFE OF HUIE L GRIFFITH)</i>				

* denotes preliminary pension

HARRIS, BARBARA J.....	07-01-2011	17.80	04-01-2011	8,627.52
<i>(WIFE OF FRANK C HARRIS)</i>				
KIMBALL, CECELIA A.....	07-01-2011	38.20	06-01-2011	37,192.20
<i>(WIFE OF DONALD F KIMBALL)</i>				
KOSTKA, MILDRED.....	07-01-2011	38.00	05-01-2011	24,603.72
<i>(WIFE OF ELMER B KOSTKA)</i>				
KRAUSE, HOWARD B.....	07-01-2011	29.40	05-01-2011	20,792.16
<i>(HUSBAND OF LOIS DALE KRAUSE)</i>				
MCKEEVER, CHLOE A.....	07-01-2011	45.72	06-01-2011	29,484.36
<i>(WIFE OF WILLIAM W MCKEEVER)</i>				
MOSES, ROBERT E.....	07-01-2011	3.20	05-01-2011	1,107.72
<i>(HUSBAND OF MAUREEN MOSES)</i>				
PERLMAN, LILLIAN B.....	07-01-2011	4.00	06-01-2011	3,036.96
<i>(WIFE OF HERBERT B PERLMAN)</i>				
RUDER, MAUREEN E.....	07-01-2011	25.06	11-12-2010	11,319.96
<i>(WIFE OF WILLIAM STUART BUCHANAN)</i>				
RYAN, MARIA.....	07-01-2011	30.50	05-01-2011	13,794.36
<i>(WIFE OF RICHARD A P RYAN)</i>				
SCHLOSBERG, LESTER.....	07-01-2011	33.60	04-01-2011	21,718.68
<i>(HUSBAND OF HELEN HELFGOTT)</i>				
SCOTT, EDDIE D.....	07-01-2011	25.60	06-01-2011	20,930.04
<i>(HUSBAND OF ANNIE M SCOTT)</i>				
SIMICH, DOROTHY O.....	07-01-2011	34.57	06-01-2011	26,089.20
<i>(WIFE OF JAMES ALLEN SIMICH)</i>				
STANGEL, GEORGE V.....	07-01-2011	30.10	06-01-2011	24,219.48
<i>(HUSBAND OF MARGARET C STANGEL)</i>				
UNDERWOOD, JANET E.....	07-01-2011	33.20	05-01-2011	25,051.44
<i>(WIFE OF CHARLES UNDERWOOD)</i>				
Count of Survivors' Pensions:	19		Total Survivors Pensions:	343,905.36
			Average Pension:	18,100.28
			Average Service Years:	26.34

Summary of Pensions Granted
07/01/2011 through 07/31/2011

At This Meeting					Fiscal Year Total		
Pensions	No.	Total Pensions (annual)	Average (Annual)	Average Service Years	No.	Total Pensions (Annual Rate)	Average (Annual Rate)
PENSIONS	399	19,153,906.56	48,004.78	29.71	399	19,153,906.56	48,004.78
RECIPROCAL	55	2,064,246.72	37,531.76	21.71	55	2,064,246.72	37,531.76
SURVIVOR	19	343,905.36	18,100.28	26.34	19	343,905.36	18,100.28
REVERSIONARY	0	0.00	0.00	0.00	0	0.00	0.00
Total:	473	21,562,058.64	45,585.75	28.64	473	21,562,058.64	45,585.75

Cancellation of Pensions

The Committee on Claims and Service Credits reported that pursuant to the law, the pensions of the following persons were cancelled upon the date of attainment of legal age. The Committee recommended that the cancellations shown below be confirmed and reported in the proceedings of this meeting.

07/01/2011 through 07/31/2011

Name of Member	Reason	Type of Pension	Rate of Pension	Date Cancelled
GCARMONA COLLEEN V	EXCEED AGE LIMIT	SURVIVORSHIP - STEP RATE	200.00	07-31-2011
DOMES DEBORAH DIANE	RESUMED WORK	SERVICE RET.- FLAT 2.2	3,545.23	07-31-2011
DYSON JOHN	EXCEED AGE LIMIT	SURVIVORSHIP - 2.2	200.00	07-31-2011
PUGH DEBORAH ANN	RESUMED WORK	SERVICE RET. - FLAT 2.2	2,661.33	07-31-2011
SHAPIRO LAUREN H	RESUMED WORK	SERVICE RET.- FLAT 2.2	2,390.36	07-31-2011

Count of Cancelled Pensions: 5

Death Benefits

The Committee on Claims and Service Credits reported that documents pertaining to claims for death benefits were examined and verified, and recommended approval.

In support of these claims, the Committee reported that death benefits were for persons whose dates of death were certified and whose heirs, beneficiaries, administrators or executors furnished proper evidence to receive such payments.

07/01/2011 through 07/31/2011

SINGLE PAYMENT OF DEATH BENEFIT

DECEASED	BENEFICIARY	
AGENLIAN, MURAD	ROSE AGENLIAN.....	5,000.00
ANDERSON, FRANCES S	JON A ANDERSON.....	1,666.67
ARCHIE, JERRY L	MAIZELLE C ARCHIE.....	5,000.00
BAILEY, NATALIE D	EUGENE A TAYLOR.....	5,000.00
BANNOR, ANNE W	NORMAN LEE BANNOR JR.....	1,000.00
	BRETT K BANNOR.....	1,000.00
	MARCY L BANNOR.....	1,000.00
	TODD A BANNOR.....	1,000.00
	SCOTT W BANNOR.....	1,000.00
BARANIAK, MARY A	AMANDA RUSSELL.....	2,500.00
	MARC A RUSSELL.....	2,500.00
BUTLER, WALTER H	BARBARA J THOMAS-BUTLER.....	5,000.00
CHANDLER, CHARLENE M	TIFFANY M CHANDLER.....	833.50
CHEW, RONALD S	KARLA K. CHEW.....	5,000.00
CLARIZIO, JERRY A	MARY A. CLARIZIO.....	5,000.00
COLTMAN, CAROLE G	JAMES E. COLTMAN.....	5,000.00
COVELL, JAMES P	JACK P COVELL.....	5,000.00
DAWSON, PATRICK J	KATHLEEN M DAWSON.....	5,000.00
DURR, JOCELYN SAVANNAH	CLAYTON STARKS.....	5,000.00
EUBANKS, JOSIE E	ERIN HOPE CARSTENSEN.....	2,500.00
FARNANDIS, BARBARA J	SUSAN E WARD-AMOS.....	1,666.66
FERRIS, JOAN M	NANCY A MULCAHEY.....	5,000.00
FITZPATRICK, MARGARET M	JACK BROWN.....	5,000.00
FLORES, RONALD V	NICHOLAS R FLORES.....	2,500.00
FOWLER, CARL	MARLIS L FOWLER.....	5,000.00
FULLMAN, CHARLES R	PEARL R FULLLMAN.....	5,000.00
HAYES, PATRICIA A	ERIC F HAYES.....	2,500.00
	SHARLSA F HINES.....	2,500.00
HILLS, LORRAINE M	RITA CHERNI-SMITH.....	5,000.00
JOHNSON, LENZORA	SANDY L JOHNSON.....	5,000.00

KAMINSKI, INGA	MARCIA HILTZHEIMER	1,250.00
KANAPACK, ANNE F	FRANCES J KERR	4,000.00
	ROMEYN A KERR	4,000.00
KLEIN, ALFRED	EDITH KLEIN	5,000.00
KRAMER, RONNA L	ALBERT H. KRAMER	5,000.00
KRCMARIC, NORMA J	MATTHEW W KRCMARIC	5,000.00
KRZAN, MARGHERITA	HELEN M KEARNS	1,666.67
	CARMEN H KRZAN-TEDESCHI	1,666.67
LANDIS, ESTHER J	CECILIA R CHRISTENSEN	2,500.00
	VIRGINIA M RICE GLASS	2,500.00
LECESNE, EUNICE N	JAMES M NICKENS JR	2,500.00
	WAYNE C NICKENS	2,500.00
LEE, BERNICE S	LOVELACE LEE JR	1,666.67
MASON, HELEN R	KAREN R ROSENBLUH	1,250.00
MEGGS, JOHN L	JANETTE L MEGGS	5,000.00
MILLER, STEPHEN MURRY	DARLENE MILLER	10,000.00
PAGE, LORRAINE X	JOSEPH T PAGE, JR	5,000.00
PATKA, GEORGE J	LYNNE M GRUDOWSKI	2,500.00
	SCOTT A MORTON	2,500.00
PEGUES, WILLA MAE	MICHELLE T PEGUES	2,500.00
PENN, ELIZABETH	NORMAN L PENN	1,250.00
PETERS, JEANNE E	MARGARET LYNN SAUCK	2,500.00
	LINDA ANNE BARNSTABLE	2,500.00
PETERSEN, CLEO B	DEBRA A CLAY	2,500.00
	CHARLES A. PETERSON	2,500.00
PETERSON, ETHEL	PAULA W PETERSON	5,000.00
REZEAU, LOIS E	GARY L REZEAU	2,500.00
RICHARDSON, DOROTHY J	DUANE A MARTIN	5,000.00
RICHTER, MARGARET	JOANN MARIE LAMB	1,666.67
	SAMANTHA M LAMB	1,666.67
	SUSAN L MACLEAN	1,666.66
RIDGWAY, MYRON R	KENNETH REE RIDGWAY	5,000.00
ROGERS, DARETTA R	DEMARIUS S ROGERS	2,500.00
	RAYMOND ROGERS	2,500.00
ROGERS, JOYCE B	BARBARA A SOLNER	5,000.00
SCHUSTER, FREDERIC	LORRAINE M SCHUSTER	5,000.00
SHEA, CLARE A	MADELEINE KATHERINE SHEA	1,000.00
SIERACKI, THOMAS	LISA M EBER	1,250.00
SIMS, JEANNETTE S	DEXTER I SIMS	1,666.67
STACKER, EMMA P	MARILYN L FOULKES	1,666.67
	MICHELE L BERRY	1,666.67
	RYAN N BERRY	1,666.66

STEPHENSON, HOLLY GRONN	ROBERT L. STEPHENSON, SR.	5,000.00
STICE, PHILLIP L	LEE J STICE	2,500.00
STINN, DOROTHEA J	SHEILA F BURSTEIN	5,000.00
SWIRSKY, ELEANOR	MICHAEL D SWIRSKY	2,500.00
	MARK V SWIRSKY	2,500.00
TERONE, PATRICIA	LINDA F HURNEY	5,000.00
THIEL, WALTER LESLIE	WALTER L THIEL TRUST	5,000.00
THORNTON, MADGE M	ALICE MADGETTA T DUNGY	1,666.67
	JEANNYE T HENCKE	1,666.67
TUCKER, KENNETH W	LINDA E TUCKER	1,666.67
URBASZEWSKI, STORMY ANN	LINDSEY N URBASZEWSKI	2,500.00
VANBRUGGEN, JACOB	SHIRLEY A VAN BRUGGEN	5,000.00
VERDUGO PEREZ, SHIRLEY A	JAY J VERDUGO	2,500.00
	MILA M VERDUGO	2,500.00
WALKER, ROSETTA B	THEODOSIA ROSETTA HARRIS	2,500.00
WESSON, MARY P	SYLVIA ELAINE PARKS	1,000.00
	TANGERINE YOUNG	1,000.00
	FELISIA ANN WESSON	1,000.00
WOEBER, MARY A	MARIANNE W YOUNG	5,000.00
ZUCKERMAN, VIOLET	BETTY N BUTLER	2,500.00
	ROBERTA N GORDON	2,500.00
Total		\$290,333.52

REFUND OF CONTRIBUTIONS

APPELT, RYAN R	RICHARD W APPELT	44.86
	SUSAN CASSON	44.86
BANKS, KENNETH	CYNTHIA ADELE BANKS	901.04
BARTOLOMEO, SUSAN WEDEL	ANTHONY R BARTOLOMEO	1,517.11
	LOUIS A BARTOLOMEO	1,517.11
BRAHAM, DELORIS	DORIS L BRAHAM	40,659.54
	TONJA R BRAHAM	40,659.59
CRISTOBAL, JAIME DELGADO	LUZ MARIA CRISTOBAL	7,164.85
DILLARD, JANNIFER MARIE	JUANITA LORRAINE BARBER	251.41
	JESSIE L DILLARD	251.42
GARGANO, ROSARIO GIUSEPPE	ANGELO GARGANO	884.81
	MARIA GARGANO	884.82
GRIFFIN, RONALD MARK	INGLESIDE-WHITFIELD CHURC	8,496.98
	HAROLD WATKINS JR	1,213.85
	BERNADINE C THOMAS	2,427.71

HOUSE, DANIELLE	KRYSTAL D PRICE	214.48
HOUSEMAN, NANCY ANN	JESSICA ALLISON	209.08
JONES, BYRON DAVID	CORY MCPHERSON JONES	1,326.79
KANAPACK, ANNE F	FRANCES J KERR	26,238.51
	ROMEYN A KERR	26,238.51
MILLER, STEPHEN MURRY	DARLENE MILLER	104,250.17
ROLLINS, SHEILA	ANGALIQUE ROLLINS	3,237.95
SLAUGHTER, JEANETTE	M. CARL JACKSON	36.49
	JEANA SLAUGHTER	36.49
	JEFFREY A SLAUGHTER	36.49
	JOY L. SLAUGHTER	36.47
SOLOMON, JERRY M	TRUDI JOAN SOLOMON	143.20
WALKER, ANDREW L	ANDREW A. WALKER	686.89
WARFIELD, JUANITA	MICHAEL T. DRUMMOND	1,827.71
TOTAL	\$271,439.19	
GRAND TOTAL OF ALL DEATH BENEFITS		\$561,772.71

Refunds

The Committee on Claims and Service Credits reported that documents pertaining to claims for refunds, listed herewith, were examined and verified, and recommended approval thereof. In support of these claims, the committee reported that: 2.2 excess contributions represent the additional amount contributed after 34 years of service refundable upon retirement provided the member does not choose the augmented pension rate; contract overpayments and refunds represent reductions and withdrawals of previously validated optional service and 2.2 upgrade contributions; excess contributions represent deductions outside of the statutory requirements; termination and other refunds are for persons no longer employed as members of the teaching force and, survivor contributions are for members with no eligible survivors at the time of retirement.

07/01/2011 through 07/31/2011

2.2 Excess Contributions

JONES, TERRY L	6,021.39
WOMACK, YVONNE GRADIES	4,897.43
TOTAL 2.2 EXCESS CONTRIBUTIONS	10,918.82

Contract Overpayment

ANDERSON, PERSHING PETER	120.22
BARAN, JEANINE	10,909.50
CIARLO, DEBRA A	316.82
EDWARDS, CATHERINE	424.20
GRILL, SHARI ADRIENNE	13,342.27
HARRELL, ROSETTA	255.01
JONES, JAMES JESSIE	111.65
LEBOY, MARILYN VICKY	533.48
LO BIANCO-GORMAN, GAIL ANN	1,010.88

MATTHEWS, JOHN THOMAS	93.99
NEWSOME, GERALDINE	716.89
PASCHAL, JUDITH MARIE	10.31
SCHWANDT, PATRICIA ANN	2,655.63
SHELBY, CHARLOTTE LOUISE	6.93
SLAVIN, NANCY S	57.49
STEED, DORIS GARVEY	714.26
WINN, SHERIDA ELISE	14,149.12
WINTERS, BEATRICE NINA	114.45
ZACCAGNINI, NATALIE C	16.71
TOTAL CONTRACT OVERPAYMENT	45,559.81

Contract Refund

EICHHORN, ANDREA MARIE	24,460.71
KITSUSE, BRUCE DONALD	1,713.80
TOTAL CONTRACT REFUND	26,174.51

Excess Contributions

ALEXANDER, ESTHER	59.82
BAILEY, SHELLY ANN	123.53
BROWN, JUNE GLORIA	28.67
CLIFTON, ADELE M	115.39
COOPER, PATRICIA DIANE	903.46
COOPER, PATRICIA DIANE	55.63
DONOHUE, YVONNE ROSE	148.61
ESPOSITO, JOHN ANDREW	10.88
FARRELL, OLIVIA D	75.26
GALES, CAMILLE Y	1,546.74
HARRIS, ANDREA JOAN	513.13
JAMES, JEWEL CHRISTINE	23.05
JONES, LENNIE BASS	54.06
JONES, LENNIE BASS	56.06
LEONARD, KRISTINE KAY	55.38
LILLIG, JOHN COLEMAN	173.39
MCLIN, DENISE ANN	245.78
PHILLIPS, ROBERT TYRONE	182.27
RANDOLPH, DOLORES	92.74
RENNEKAMP, BRENDA JANE	12.53
SAULS, DIANNE	81.43
SMITH, BRENDA YVONNE	139.66
TANKE, JOSEPH M	16.82
WARDELL, TIFFANNI ALINA	64.41
TOTAL EXCESS CONTRIBUTIONS	4,778.70

Other

BYWATER, JAMES P	5,169.65
DAVIS, STEPHANIE D	6,234.92
DILWORTH, ANNIE	8,591.73
DUCRE, MARGARET A	7,057.26
FARMER, EUGENE	42,105.84
FASON, SHARON MARIA	11,552.26
FINEGAN, MICHELLE ANN	13,453.26
FULTON, JULIE ANN	46,951.06
GRIGOROVA, LINA R	3,840.83
GRUNTZEL, MARK ANTHONY	53,282.34
HARRIS, TRIS	1,635.18
HAYTHORNE, SANDRA LANELL	6,554.59
KELLY-COTTLE, MARY ELSA	6,744.95
LAGRONE, CONSTANCE L	41,281.83
LYONS, PATRICIA KAY	19,528.97
MCCADD, GAIL	14,076.43
MURDOCK, EVELYN L	26,546.49
MURDOCK, EVELYN L	12,644.63
MURDOCK, EVELYN L	11,257.60
PHILLIPS, DARCY F	2,556.53
RAINES, REBECCA RENEE	25,501.58
RUCKER, TIFFANY SHAREE	25,212.11
SANCHEZ, CAMILA	10,819.92
THARAYIL, LUKOSE CHACKO	4,438.67
YOUNGQUIST, NICOLE M	1,732.50
YOUNGQUIST, NICOLE M	3,445.28
TOTAL OTHER	412,216.41

Survivor Contributions

ACHLER, JUDY M	15,703.47
ADAMS, CAROLINE H	3,237.85
ALI, TAGHARID SAYED	10,673.30
ALLEN, JOYCE MURRAY	14,353.91
APOLLO, DAISY B	11,610.30
BAKER, FRANCES E	15,326.17
BALARK, JOAN A	14,822.30
BANKS, PATRICIA ANNE	14,272.47
BARLETTA, MARGARET ANN	16,074.04
BENNETT, BERYL MARIE	14,175.67
BERAN, DARLENE MARIE	11,216.76
BERMAN, JACALYN I	3,311.40
BLACKWELL, GLORIA JEAN	12,801.05
BOCK, FRANCES RAE	10,874.77
BRADLEY, GAIL CAMILLE	13,198.30
BREITENBACH, KAREN P	497.49
BROTHERS, ANNA LASSTEEN	12,676.69
BROWN, ANDREA JEAN	2,191.42
BROWN, CAROLYN	11,455.04
BRUMLEY, ANITA MARIE	11,913.42
BUFORD, STEPHANIE MARIE	14,090.27

BURLAGE, ELIZABETH L	260.72
BUTCHER, LARRY L	169.01
BUTLER, DENNIS MICHAEL	3,745.44
CAMPS, MARI	2,382.38
CARLISLE, CHERRYL DELORES	15,391.08
CARRIDINE, SANDRA JEANNE	4,601.15
CHANDLER, ALMA	13,635.58
CHILES, CHRISTLA BRENNIA	14,001.89
CLAYTON, DEBORAH JOYCE	10,923.75
COLEMAN, HELEN ELIZABETH	14,415.14
COLVIN, LAVINIA JOYCE	12,257.48
CONDREY, ROSE MARIE	6,204.87
CONNIE, DOROTHY SUSAN	12,368.38
CONRAD, NINA C	14,865.68
CORKER DEBERRY, JETAUN E	14,723.39
CORNBLEET, AILEEN GAIL	12,120.46
CRAWFORD, JACQUELINE ANNE	14,117.63
CROWLEY, MARY ELIZABETH	12,476.61
CZABAFI, CSABA	10,786.90
DABNEY, SHIFENIA	5,633.18
DEANES, PATTI	15,138.78
DENMAN, JUANITA JOANNE	16,490.65
DEUTMEYER, MARY ANN	13,861.69
DIAB, LEILA	6,647.24
DIXON, JOAN ELIZABETH	14,208.25
DUKE, SANDRA ELAINE	12,199.96
DUNN, VERA SPENCER	16,188.10
DUPLANTIS, LINDA ANN	14,935.38
EBERHARDT, CAROLE ELISE	15,300.85
EDWARDS, ZEZELLA VETUAN	2,196.51
ELLIS, SHARON N	7,546.77
FISHER, MARLENE R	12,184.50
FLEMING, MAUREEN ANN	12,301.61
FRANKLIN, MATTIE L	13,866.03
GABY, BETH ANN	13,958.41
GAY, KIM AVIS	12,344.04
GIBBS, EDITH	14,954.21
GIVOT, MANNY LAWRENCE	6,598.25
GLATZ, PATRICIA ANN	15,127.51
GOMEZ, MARTHA	14,814.98
GONZALEZ, NORA	13,023.00
GORAVICA, BARBARA LYNNE	15,122.31
GRIECO, LUCILLE SUSAN	16,853.02
GRIMM, GERALD IRVIN	560.30
GROTH, MARY ALICE	14,703.43
HAJDUK, MAUREEN BARRY	17,045.50
HALL, KATHLEEN RITA	11,905.75
HARDAWAY, ANNETTE	11,876.79
HARLAN, VIVIAN LOLITA	14,891.56
HARMON, TONY	2,146.94
HIRSHFIELD, DEBORAH LYNNE	8,893.08
HOLMES, MANFORD LEE	12,368.66
HOSKINS, DARTHA JEAN	15,072.75
HOWELL-OSBORNE, RUTHIE MAE	8,661.12

HUTCHINSON, JUANITA	16,639.29
HYMON, ELLEN D.	941.28
IDEWU, MARTHA ONEIDA	14,824.35
IVEY, BESSIE LEE	14,272.26
JACKSON, LAVERNE	13,069.69
JACKSON, MARY BURTON	10,926.98
JACOBS, KATHY ELAINE	1,808.49
JACOBY, LESLIE BETH	13,526.49
JAMES, PRECIOUS	2,574.99
JAMES, VAN EARL	8,417.76
JAMISON, ORA MARIE	11,943.96
JANKIS, JUDITH ANN	15,738.04
JOHNSON, CLARA B.	1,151.14
JOHNSON, KENNETH JAMES	13,129.49
JOHNSON, LAURAL ELAINE	15,831.51
JOHNSON, M DENESE	2,213.82
JONES, ERNEST RANDALL	17,818.68
JONES, ESTER JEAN	10,974.47
JONES, JEANNINE ASHLEY	13,922.76
JONES, PATRICIA GLORIA	7,052.06
KELLY-COTTLE, MARY ELSA	5,028.85
KLEIN, CAROL JEAN	15,286.42
KUHR, MARILYN TERESA	386.02
KUHR, MARILYN TERESA	70.12
LAMAR, KAREN JOANN	13,930.16
LANE, MARY M.	2,348.94
LEE, DANIEL WILLARD	6,889.48
LEIFER, DIANA RUTH	10,610.59
LILLIG, JOHN COLEMAN	20.14
LLOYD, GRACE MARILYN	11,288.10
LONG, MARJORIE PRISCILLA	15,945.22
LOPUSHONSKY, MICHAEL KENNETH	16,020.99
LUCAS, GAYLE LENNETTE	12,352.74
LUMPKINS, GWENDOLYN ANN	14,498.34
MALINOWSKI, CONSTANCE CATHARINA	10,187.64
MARSHALL, MARY B.	9,227.28
MARTIN, THELMA	13,397.01
MATT, DELORES MARIE	15,768.33
MCCOY, MARGUERITE E	13,890.84
MCKEE, JAMES H	15,844.51
MCLIN, DENISE ANN	8,892.83
MEJASKI, MARIA	13,961.50
MELADY, MARY A	2,402.40
MELADY, MARY A	1,736.27
MERICH, DOREEN	14,214.11
METZGER, JUDITH KLEIN	8,315.35
MISHLOVE, ROBERT S.	674.64
MOORE, KATHERINE A	10,895.34
MORAN, KATHLEEN	11,869.73
MORRIS, ARMINTHA M.	14,399.44
MOY, HELEN GOON	9,995.29
MURRAY, JAMES P.	15,139.21
NASH, VIOLET MARIE	15,713.24
NAVAS DATELLE, MARIA A	5,139.29

NEWSOME, GERALDINE	1,935.86
NICKERSON, DORNITCHA PAULA	14,230.25
OLSZAK, DAVID G	15,061.75
OSWALD, CONSTANCE	13,873.65
OTTO, MAXINE E	5,980.66
PAMON, DONCELLA	14,417.25
PERKINS, DEBERAH E	15,613.44
PHILLIPS, ROBERT TYRONE	919.92
PHILLIPS, SHEILA MARIAM	13,730.26
QUINN, MAUREEN RITA	6,546.64
REEVES, GLORIA MARIA	15,221.64
REYES, PETER	13,863.60
RICHARD, BARBARA ANN	13,353.12
ROBERTSON, WATSON	5,078.05
ROBINSON, RENAE DEAN	2,422.67
RUSSELL, NANCY MAY	8,318.26
SCOTT, JACQUELINE MARIE	11,461.14
SHEPPARD, CARLOTTA MARIA	5,361.96
SIMON, JOYCE LYNN	10,860.54
SKLADZIEN, HENRYK JANUSZ	9,938.33
SMITH, PHYLLIS MARIE	5,658.01
SMITH, SHEILA ANN	20,270.00
SMITH, SHERI LYNN	6,821.64
SNITOWSKY, ROSALYN MANETTE	14,859.50
SODINI, CAROL ANN	14,591.38
SOKOLNICKI, EDNA JOANNE	11,309.85
SOSZYNSKI, MAE ALEXIK	16,874.08
SPRINGS, TERESA ANN	15,478.17
STANCIK, MARYANN	14,365.66
STEWART, DRUNITA	14,373.75
STOILJKOVIC, MARGARETTE G	14,137.50
STONE, MARILYNN LEONA	14,700.59
SURIANO, LILA D	7,950.62
TALBOT, EDWARD ROBERT	14,680.39
THREATT, KATHY	14,838.27
TOWNER, IDA J	10,357.89
URBAN, DIANE LYNN	10,939.48
VALENTINE, LINDA MARCINA	15,478.83
VAULTZ-POLK, SHELIA	15,082.86
WALK, LILLIE MAE	8,716.49
WASHINGTON, CAROLYN LOUISE	11,230.36
WATTS, DEBORAH CHRISTINE	7,557.82
WAYNE, CATHY	14,601.13
WIDEGREN, RICHARD HERBERT	13,557.47
WILLY, ALAN PETER	10,412.64
WILSON, JACQUELINE	12,178.41
WILSON, ROSEMARY	5,419.25
WINN, SHERIDA ELISE	15,475.68
WOODLEY, SHIRLEY JEAN	14,272.75
YANECK, THERESA MARIA	14,690.05
YOUNG, CAROL E	8,780.35
ZACCAGNINI, NATALIE C	9,734.42
TOTAL SURVIVOR CONTRIBUTIONS.....	1,984,246.89

Termination Refunds

ANDERSON, GWENDOLYN D.	507.83
BAILEY, HAROLD L	1,821.38
BENNETT-TEJES, MICHEAL W.	9,745.24
BENYO, ADAM M	1,567.85
BERRY, MARY E	2,283.68
BOBO, CHERYL L	1,419.72
BRAM, KENNETH J.	3,711.52
BRIONES, JOSE M	27,099.95
BRONGEL, MEENA K.	437.58
CASTANEDA, ALEX	101.31
CASTRO, ROCIO B	989.65
CHEN, JOHN	366.57
CIURUS MAJOR, GENE E	3,892.50
CLIFTON, ADELE M	2,198.95
CUMMING, RYAN	685.17
DAVIS, TIFFANY A.	821.70
DEAN, CHARLES M	1,301.04
DELONG, MARINA A	10,493.96
DOUGLAS, ELECE	2,537.44
DUNN, KELLEY CARLENE	9,546.10
FALK, JASON A	344.50
FARRELL, OLIVIA D.	1,228.39
FAY, CATHERINE C	13,882.32
FENTON, ASHLEY HALLIDAY	2,752.40
GALARZA, MARGARITA C.	24,942.91
GRAHAM, REESHEDA	18,065.94
GUZMAN, LEONARDO J	12,106.11
HENRY, JASON	586.50
HUDSON, ANNETTE	37,544.86
JACKSON, REGINA	931.50
KARAGIAS, TIMOTHY	11,271.37
KENNY, MARIA P	2,322.02
KONEMAN, SYLVIA ANN	11,729.38
KORENMAN, MIKHAIL	8,474.21
LENON, NANNIE J	1,043.03
LONG, KATHERINE A	8,856.90
MAJOR, LOCKE V	3,762.21
MANDEL-SPIEGEL, SARAH E.	220.97
MEALER, JESSICA	3,986.84
METZGER, ELIZABETH	14,601.04
MIKOLAY, TIMOTHY A.	3,935.63
MITCHELL, BOBBIE J.	132.78
MITCHELL, CHARLETTE DENISE	24,517.76
MUTH, JENNIFER A	1,155.36
POOLE JR., JAMMIE TENN	31,152.12
RAEHL, FLORA D	270.84
RENNEKAMP, BRENDA JANE	13,031.68
RIVERA, ADRIANA	160.80
ROGERS, JACQUELINE R	1,333.82
SANTILLANA, ELIZABETH	361.48
SCROPOS, DANIEL J.	2,803.59
SORTEBERG HOLCK, SIMONE MARIE.	793.33
SUGGS, STEVAN A	1,848.54

TRIMM, OTHA A	4,229.40
WALKER, TIFFANI V	892.99
WARDELL, TIFFANNI ALINA	40.80
WHITNEY, JENNY	8,930.89
WILLIAMS, TORI LLANELL	695.14
WOZNIAK, JASON THOMAS	8,990.43
TOTAL TERMINATION REFUNDS	365,459.92
<hr/>	
GRAND TOTAL OF ALL REFUNDS	2,849,355.06

Outside Time

The Committee on Claims and Service Credits reported that affidavits, or other evidence attesting to or certifying service in the public schools of the several states or in schools operated by or under the auspices of the United States outside of the City of Chicago were presented for the persons hereinafter listed.

The Committee recommended that the service described be approved for pension credit provided that the last five years of the member’s service shall have been rendered in a position covered by this Fund, the State Universities Retirement System or the Teachers’ Retirement System of the State of Illinois; a maximum credit for ten years shall be reduced by credit for such service validated by the State of Illinois; and three-fifths of the term of service for which an annuity is granted shall be in the public schools of the City.

Name	School	Service	Years
Davis, Diane B	Infinity	Teaching	10.0000

Chairperson Pilditch moved the Report of the Committee on Claims and Service Credits to the omnibus.

REPORT OF THE COMMITTEE ON FINANCE

Administrative Expenses

The following administrative expenses were presented with the recommendations that they be approved.

Administrative Expenses 07/01/11 – 07/31/11		
Vendor	Description	Amount
A & E STAMP	TRUSTEE SUPPLIES	26.00
ACCOUNTING SYSTEM CONSULTING SERVICE	CONSULTING SERVICES, 5/1/11 - 5/31/11	3,631.25
ALLEN VISUAL SYSTEMS	COMPUTER EQUIPMENT	552.88
ASHFORD, LOIS	REIMBURSE, AIR, NASP CONF., 6/12/11 - 6/16/11, LOS ANGELES, CA	303.10
	REIMBURSE, MEETING TRAVEL EXPENSE, 4/1/11 - 6/30/11	320.00
		623.10
AMERICAN EXPRESS	CREDIT, COMPUTER SUPPLIES	-100.00
	FAX BROADCASTING MINUTES, 5/11 & 6/11	191.26
	REG., NASP CONF., 6/12/11 - 6/16/11, LOS ANGELES, CA: INGRAM-DAVEY	125.00
	REG., NASP CONF., 6/12/11 - 6/16/11, LOS ANGELES, CA: HEREDIA-LOPEZ	125.00
	AIR, NASP CONF., 6/12/11 - 6/16/11, LOS ANGELES, CA: INGRAM-DAVEY	465.40
	AIR, NASP CONF., 6/12/11 - 6/16/11, LOS ANGELES, CA: HEREDIA-LOPEZ	415.40
	REG., NASP CONF., 6/12/11 - 6/16/11, LOS ANGELES, CA: REILLY	125.00
	CREDIT, ACCOM., NCPERS CONF., 5/21/11 - 5/26/11, MIAMI BEACH, FL: RODRIGUEZ	-158.20
	CREDIT, ACCOM., NCPERS CONF., 5/21/11 - 5/26/11, MIAMI BEACH, FL: KOTIS	-113.00
	CREDIT, ACCOM., NCPERS CONF., 5/21/11 - 5/26/11, MIAMI BEACH, FL	-2,612.56
	ACCOM., NCPERS CONF., 5/21/11 - 5/26/11, MIAMI BEACH, FL: ASHFORD	907.26
	REG., IFEBP CONF., 7/25/11 - 7/27/11, SAN FRANCISCO, CA: FREED	3,065.00
	AIR., IFEBP CONF., 7/25/11 - 7/27/11, SAN FRANCISCO, CA: FREED	309.40
	DATA ACCESS CHARGES, 4/27/11 - 5/26/11: TRUSTEES	14.99
	SUPPLIES, TURNING 65 SEMINAR	187.90
		2,947.85
AON CONSULTING	HEALTH INSURANCE CONSULTING, 7/1/11 - 6/30/12	41,000.00
ASPEN MARKETING SERVICES	ADDRESS LOCATION UPDATE	553.41
BANKS-FALLIS, SHERON	REIMBURSE, ACCE CONF., 6/13/11 - 6/16/11, NEW ORLEANS, LA	956.65
	REIMBURSE, RETIREMENT SEMINAR SUPPLIES, 7/12	98.47
	REIMBURSE, TURNING 65 SEMINAR, 5/17	409.06
		1,464.18
BLACKWELL, JEFFERY	REIMBURSE, MEETING TRAVEL EXPENSE, 4/1/11 - 6/30/11	440.00

Administrative Expenses 07/01/11 – 07/31/11		
Vendor	Description	Amount
BOGFIRE INC.	DESIGN & LAYOUT, ELECTRONIC E-NEWS LETTER, 5/11	200.00
	DESIGN & LAYOUT, ELECTRONIC E-NEWS LETTER, 6/11	200.00
		400.00
BRADLEY CONSULTING GROUP INC	MIS CONSULTING SERVICE, 6/1/11 - 6/30/11	38,000.00
CDW	COMPUTER SUPPLIES	1,280.31
CAFFE BACI	BREAKFAST, INVESTMENT MANAGERS MEETING, 7/8	75.24
	BREAKFAST, TRUSTEE MEETING, 7/21	184.24
		259.48
CALLAN ASSOCIATES INC.	TRAINING, INVESTMENT EDUCATION SEMINAR, 7/12/11 - 7/13/11, CHICAGO, IL: HUBER	1,750.00
CARRERO, JR., ALBERTO A	REIMBURSE, MEETING TRAVEL EXPENSE, 4/1/11 - 6/30/11	330.00
CCH	HUMAN RESOURCES GUIDE	129.95
CHICAGO MESSENGER SERVICE INC	DELIVERY SERVICE THRU 7/17	475.07
CHICAGO PUBLIC SCHOOLS	SUBSTITUTE SALARY REIMBURSEMENT, TRUSTEE MEETING, 7/8 & 7/21	331.64
COM ED	ELECTRIC SERVICE, 6/6/11 - 7/7/11, SUITE 2600	2,881.24
COMGRAPHIC, INC.	REPLENISHMENT OF BLANK CHECK STOCK	5,940.00
	PROCESSING, PENSION CHECKS & ADVICES, 6/11	6,821.28
		12,761.28
CUTTING EDGE DOCUMENT	SHREDDING OF CONFIDENTIAL DATA	115.00
DEPT OF CENTRAL MANAGEMENT SERVICE	DEPOSIT, ROOM RENTAL, OPEN ENROLLMENT, 10/5	500.00
DELI TIME	LUNCH, TRUSTEE MEETING, 7/21	363.27
DIRECTV	SATELLITE RECEPTION, 7/10/11 - 8/9/11	6.00
EEOC TRAINING INSTITUTE	REG., EEOC SEMINAR, 8/10/11 - 8/11/11, CHICAGO, IL: RADENCIC	638.00
	REG., EEOC SEMINAR, 8/10/11 - 8/11/11, CHICAGO, IL: JURICH	638.00
		1,276.00
FREED, JEANNE	REIMBURSE, MEETING TRAVEL EXPENSE, 4/1/11 - 6/30/11	280.00
	PER DEIM, IFEBP CONF., 7/24/11 - 7/28/11, SAN FRANCISCO, CA	375.00
		655.00
GARVEY'S OFFICE PRODUCTS	OFFICE SUPPLIES	218.19
GOVERNMENTAL ACCOUNTING STANDARDS BOARD	MEMBERSHIP DUES, 8/1/11 - 7/31/12	520.00
GOLDSTEIN & ASSOCIATES	ACTUARIAL SERVICES, 4/1/11 - 6/30/11	12,000.00
HALLOCK SECURITY LABS	INFORMATION ASSURANCE PROJECT	5,000.00
HOLLEMAN, MICHELLE	DESIGN & LAYOUT, PROCEEDINGS, MAY 2011	2,700.00

Administrative Expenses 07/01/11 – 07/31/11		
Vendor	Description	Amount
	DESIGN & LAYOUT, SENATE BILL EDITORIAL	150.00
	DESIGN & LAYOUT, ELECTION MATERIALS	50.00
	DESIGN & LAYOUT, MAY WEBSITE UPDATES	400.00
IPPFA	REG., IPPFA FORUM, 8/24/11, CHICAGO, IL: O'BRILL	200.00
	REG., IPPFA FORUM, 8/24/11, CHICAGO, IL: FREED	200.00
	REG., IPPFA FORUM, 8/24/11, CHICAGO, IL: REHAK	200.00
INTERPARK	MONTHLY PARKING, 7/1/11 - 7/31/11: BANGERT	230.00 *
	MONTHLY PARKING, 7/1/11 - 7/31/11: FIELD REPS	1,150.00
	MONTHLY PARKING, 7/1/11 - 7/31/11: STAFF PAYROLL DEDUCTIONS	875.00 **
JACOBS, BURNS, ORLOVE	LEGAL SERVICES, 5/1/11 - 5/31/11	26,631.42
	LEGAL SERVICES, 4/1/11 - 4/30/11	5,555.93
	LEGAL SERVICES, 3/1/11 - 3/31/11	11,877.80
KRAVETS, MARC	CTPF EXPENSE REPORT, 2/1/11 - 5/26/11	100.10
KESSEY, MARK	REIMBURSE, NOTARY COMMISSION FEE	10.00
KIRKLAND & ELLIS LLP	PENSION LITIGATION SERVICES, 5/1/11 - 5/31/11	7,315.08
KOTIS, CHRIS N.	REIMBURSE, MEETING TRAVEL EXPENSE, 4/1/11 - 6/30/11	375.00
LYNCH, ROBIN	MIS CONSULTING SERVICE, 6/1/11 - 6/30/11	3,075.00
MESSINA, JIM	REIMBURSE, MILEAGE, TRAINING CLASS, 5/6 & 6/24	15.41
NEOFUNDS BY NEOPOST	REPLENISHMENT OF POSTAGE	4,583.10
NEOPOST, INC.	POSTAGE SUPPLIES	144.99
THE NEW YORK TIMES	SUBSCRIPTION, NEW YORK TIMES, 7/14/11 - 7/11/12: REHAK	351.00
NORTH SHORE PRINTERS, INC.	MAILING, RULES GOVERNING RE-EMPLOYMENT	3,563.00
	MAILING, ACKNOWLEDGMENT OF RULES	665.00
	REPLY ENVELOPES	1,134.00
	YOUR RETIREMENT BROCHURES	600.00
O'BRILL, JOHN F	REIMBURSE, MEETING TRAVEL EXPENSE, 4/1/11 - 6/30/11	280.00
OFFICE CONNECTION	OFFICE SUPPLIES	542.87
PILDITCH, WALTER	REIMBURSE, MEETING TRAVEL EXPENSE, 4/1/11 - 6/30/11	495.00
RADENCIC, FRANCES	REIMBURSE, ACCE CONF., 6/13/11 - 6/16/11, NEW ORLEANS, LA	1,053.36

Administrative Expenses 07/01/11 – 07/31/11		
Vendor	Description	Amount
REHAK, JAY C.	REIMBURSE, MEETING TRAVEL EXPENSE, 4/1/11 - 6/30/11	420.00
REILLY, MARY SHARON	REIMBURSE, MEETING TRAVEL EXPENSE, 4/1/11 - 6/30/11	425.00
RODRIGUEZ, MARIA J.	REIMBURSE, MEETING TRAVEL EXPENSE, 4/1/11 - 6/30/11	390.00
SAMAYOA, EDGAR	TUITION REIMBURSEMENT, 1 CLASS	2,225.00
STAPLES	OFFICE SUPPLIES	142.91
SCALABLE SOFTWARE, INC.	MAINTENANCE RENEWAL, 8/1/11 - 7/31/12	1,228.50
A SPECIALTY COFFEE SV	COFFEE SUPPLIES	1,131.95
TRANSUNION	ADDRESS LOCATION USAGE, 5/26/11 - 6/25/11	50.00
UNISHIPPERS CHICAGO NEAR NORTH	DELIVERY SERVICE THRU 7/17	232.06
M & J WILKOW, LTD	RENT, 7/1/11 - 7/31/11	71,574.50
	WORK ORDERS, 6/1/11 - 6/30/11	150.97
		71,725.47
WARD, JAMES F	REIMBURSE, MEETING TRAVEL EXPENSE, 4/1/11 - 6/30/11	550.00
XIOTECH	SOFTWARE MAINTENANCE RENEWAL	1,224.00
XO COMMUNICATIONS	MONTHLY TELEPHONE SERVICE, 6/27/11 - 7/26/11	1,529.31
PHYSICIANS, DISABILITY APPLICANTS		
ACCESS MEDICAL EVALUATIONS	EVAL & REPORT, P.U. BY DR. BRECHER	650.00
	EVAL & REPORT, S.T. BY DR. UPADHYAY	500.00
	EVAL & REPORT, A.S. BY DR. BENDITZSON	500.00
	EVAL & REPORT, M.R. BY DR. BENDITZSON	650.00
RECORD COPY SERVICES	MEDICAL RECORDS, P.C. BY STROGER HOSPITAL	175.75
	MEDICAL RECORDS, W.L. BY CHICAGO CHRISTIAN COUNCIL	94.75
	MEDICAL RECORDS, D.D. BY DR. SALTZBERG	95.75
	MEDICAL RECORDS, P.B. BY DR. VIVAR	99.75
	MEDICAL RECORDS, G.K. BY DR. ALLEN	79.75
		2,845.75
		\$289,134.11

* Reimbursed by personal check

** Reimbursed thru payroll deduction

Chairperson Pilditch moved the Report of the Committee on Finance and Audit to the omnibus.

REPORT OF THE FINANCIAL SECRETARY

Financial Statement

The Financial Secretary presented a report on the Fund's net assets, changes in net assets, and supporting reports for the twelve months ending June 30, 2011, with the recommendation that it be approved and printed in the proceedings of this meeting.

STATEMENT OF PLAN ASSETS (PRELIMINARY)

	06/30/2011	06/30/2010
ASSETS		
CASH AND CASH EQUIVALENTS	\$ 501,478,899	\$ 579,054,709
RECEIVABLES:		
EMPLOYER	4,563,007	4,491,333
STATE OF ILLINOIS	4,408,179	3,129,283
EMPLOYEE	43,969,014	48,821,134
ACCRUED INVESTMENT INCOME	31,679,385	33,018,734
PARTICIPATING TEACHERS' ACCOUNTS FOR CONTRIBUTIONS	4,681,364	4,707,779
OTHER RECEIVABLES	825,513	1,493,711
	90,126,462	95,661,974
INVESTMENTS, AT FAIR VALUE:		
EQUITY	6,375,399,306	5,104,536,942
PUBLIC REITS	298,907,749	220,141,501
BONDS	1,818,104,817	1,862,164,013
HEDGE FUND	178,105,545	141,957,992
INFRASTRUCTURE	273,445,752	231,022,323
REAL ESTATE	663,847,803	549,194,297
PRIVATE EQUITY	310,556,330	265,604,804
DERIVATIVES	(544,216)	(4,085,797)
	9,917,823,086	8,370,536,075
FIXED ASSETS	3,311,495	3,167,576
TOTAL ASSETS	10,512,739,942	9,048,420,334
LIABILITIES		
ADMINISTRATIVE/ACCOUNTS PAYABLE	204,280,749	66,092,271
TOTAL LIABILITIES	204,280,749	66,092,271
NET ASSETS AVAILABLE FOR BENEFITS	\$ 10,308,459,192	\$ 8,982,328,063

STATEMENT OF CHANGE IN PLAN ASSETS (INTERIM)

	12 Months (preliminary) Ending 06/30/2011	12 Months Ending 06/30/2010
ADDITIONS:		
EMPLOYER:		
STATE OF ILLINOIS	\$42,971,400	\$37,551,400
CPS UNDERFUNDED CONTRIBUTIONS	137,799,321	276,406,850
FEDERAL FUNDS-CPS	27,818,279	41,801,150
SPECIAL LEAVES	119,685	700,571
FEDERAL HEALTH INSURANCE REIMBURSEMENT	10,013,354	-
RECIPROCAL COLLECTIONS	994	550
	218,723,033	356,460,521
EMPLOYEE:	180,981,820	193,919,187
INVESTMENT INCOME:		
INTEREST	98,225,247	114,624,092
DIVIDENDS	123,425,204	110,049,532
SECURITIES LENDING (NET)	6,504,871	47,554,173
REALIZED GAINS (LOSSES)	381,456,308	229,618,550
UNREALIZED GAINS (LOSSES)	1,513,191,383	645,409,013
MISCELLANEOUS INVESTMENT INCOME	-	5,548
	2,122,803,013	1,147,260,908
MISCELLANEOUS OTHER	55,302	53,418
TOTAL ADDITIONS	2,522,563,168	1,697,694,034
DEDUCTIONS:		
REFUNDS	22,816,778	21,084,295
PENSION BENEFITS	1,047,533,151	988,503,470
DEATH BENEFITS	3,260,860	2,946,147
HEALTH INSURANCE REBATE	75,996,084	79,953,873
INVESTMENT ADVISORY & CUSTODIAL	38,251,423	39,738,780
ADMINISTRATIVE & MISCELLANEOUS	8,573,744	8,800,848
TOTAL DEDUCTIONS	1,196,432,040	1,141,027,413
NET INCREASE (DECREASE)	1,326,131,128	556,666,621
NET ASSETS AVAILABLE FOR BENEFITS AT BEGINNING OF YEAR	8,982,328,063	8,425,661,442
NET ASSETS AVAILABLE FOR BENEFITS AT END OF PERIOD	\$10,308,459,192	\$8,982,328,063

Administrative and Investment Expense Analysis

	Interim Ending 06/30/2011	Budget Year 2011	% of Budget to Date	Year Ending 06/30/2010	Year Ending 06/30/2009
Salaries	\$ 4,403,905	\$ 4,684,904	94%	\$ 4,167,881	\$ 4,216,361
Actuary fees	70,750	70,000	101%	68,000	60,500
Audit and Tax	130,000	175,000	74%	165,275	253,500
Banking Fees	58,519	52,000	113%	55,425	48,334
Consulting Fees	3,631	25,000	15%	10,376	25,000
Data processing expense	47,145	70,000	67%	77,809	63,287
Election expense	214,331	233,270	92%	250,358	189,779
Employee's health insurance	662,233	633,000	105%	610,313	499,915
Field Services/Pension Rep	59,634	59,500	100%	56,558	50,624
Health insurance consulting	44,333	42,000	106%	35,093	26,315
Insurance premiums	35,359	36,000	98%	31,965	32,934
Legal fees	402,320	170,000	237%	210,496	136,767
Legislative expense	136,037	136,050	100%	127,138	118,821
Maintenance of equipment, systems, software and support	181,808	169,300	107%	187,095	346,127
Medical fees	56,909	50,000	114%	55,443	36,955
Membership dues, subscriptions	11,414	18,325	62%	13,335	8,967
Office forms and supplies	75,360	55,000	137%	59,908	35,265
Office rent and utilities	888,722	958,000	93%	912,895	907,807
Postage and Delivery	182,321	180,000	101%	142,305	192,262
Publications/Communication	160,678	155,000	104%	235,322	190,431
Records Management	8,043	15,000	54%	8,901	4,900
Studies and investigation	6,896	50,000	14%	43,715	18,025
System Consulting	542,262	550,000	99%	542,950	530,103
Trustee conferences, seminars, and meetings	100,001	140,000	71%	128,149	131,003
Tuition/Training/Educ. Conf.	70,193	77,900	90%	46,896	44,557
Miscellaneous	20,940	37,600	56%	20,637	21,499
Total Administrative Budget	\$ 8,573,744	\$ 8,842,849	97%	\$ 8,264,238	\$ 8,190,038
Depreciation-Non Cash Item	-	-	-	536,610	561,907
Total Administrative with Depreciation	\$ 6,813,930	\$ 8,842,849	97%	\$ 8,800,848	\$ 8,751,945
Custodial	\$ 400,000	\$ 400,000	100%	\$ 440,000	\$ 500,000
Consulting	695,000	695,000	100%	525,000	525,000
Manager fees	36,292,000	36,292,000	100%	37,879,768	32,595,018
Fees for foreign exchange and real estate	864,423	-	-	894,012	1,327,369
Total Investment	\$ 38,251,423	\$ 37,387,000	102%	\$ 39,738,780	\$ 34,947,387
Fixed Assets (cost)	143,919	107,600	134%	128,581	78,981
Database (Pension Gold) project	-	90,000	0%	448,527	25,311
Performance Reporting Software	-	100,000	0%	-	-
Total Capital Expenditures	\$ 143,919	\$ 297,600	48%	\$ 577,109	\$ 104,292

Chairperson Pilditch moved the Report of the Financial Secretary to the omnibus.

REPORT OF THE HEALTH INSURANCE CONSULTANT

2012 Health Insurance Renewals

Ms. Mary Cavallaro, Health Benefits Manager, presented a summary of the 2012 health insurance renewals for consideration by the Board. She reported a negotiated premium decrease of 19.9% for Medicare retirees, and an increase of 9.2% for non Medicare retirees. Ms. Cavallaro reported an overall savings of \$2.5M as a result of negotiations with the existing CTPF health insurance providers. She stated the results compare favorably to industry trends of 9% to 11% increases. Ms. Cavallaro commented that in May 2011, the Board approved a Pharmacy Benefits Manager to carve out pharmacy benefits for Medicare eligible retirees under the Employer Group Waiver Plan (EGWP). Savings from EGWP are also reflected in the renewal rates.

Mr. Paul Hilling and Mr. Geoff Kuhn of AON Hewitt presented renewal summaries as negotiated with Blue Cross Blue Shield, Humana, and United Health Care plans and reviewed recommendations of the Health Benefits Manager and AON Hewitt. They addressed questions raised by the Board.

Ms. Cavallaro reported that three Open Enrollment meetings will be held in October 2011, one of which will be via a webinar. The *2012 Open Enrollment Health Insurance Handbook* will be sent to members in September 2011.

Motion to Accept BCBS Supplement to Medicare Plan Options as Recommended, Approved

A motion was made by Ms. Reilly, seconded by Mr. Ward, and unanimously passed, to approve an annual deductible carry-over from BCBS PPO plan (non-Medicare) to a BCBS Supplemental plan (Medicare) with a premium increase of 0.56%, and to add an annual out of pocket maximum of \$1,500 with a premium increase of 0.20%.

Motion to Accept 2012 Renewal Recommendations as Presented, Approved

A motion was made by Dr. Pilditch, seconded by Ms. Reilly, and unanimously passed, to accept the renewal recommendations as presented by the Health Insurance Manager and Aon Hewitt.

REPORT OF THE PRESIDENT

Conference Requests

Ms. Reilly and Mr. Ward confirmed that they will attend the previously approved IPPFA Pension Trustee Forum on August 24, 2011, in Chicago.

Ms. Freed and Mr. Rehak requested approval to attend the NCTR Annual Conference in Baltimore in October 2011.

Ms. Zopp left the meeting.

Trustee Rescinds Request to Attend IFEBP Conference

Mr. Rehak withdrew his request to attend the IFEBP Wharton School Advanced Investments Management Course in Philadelphia in September 2011 as previously approved.

Motion to Authorize Trustee Travel, Approved

A motion was made by Ms. Reilly, seconded by Ms. Ashford, and unanimously passed, to approve the conference requests as listed above.

OMNIBUS VOTE

On a motion by Mr. Ward, seconded by Mr. Ms. Reilly, and by unanimous vote, the foregoing committee reports which were moved to the omnibus were approved.

REPORT OF THE EXECUTIVE DIRECTOR

Discussion of Changing Schedule of Investment Committee Meetings

Mr. Kevin B. Huber, Executive Director, proposed changing the Investment Committee meetings from monthly afternoon meetings to quarterly full day meetings. The change would not be implemented until after January 2012.

Motion to Change Investment Committee Meetings Schedule, Approved

A motion was made by Ms. Reilly, seconded by Mr. Sierra, to change the schedule of Investment Committee meetings from monthly afternoon meetings to quarterly full day meetings. The motion passed by the following vote:

Ayes: Ms. Ashford, Mr. Blackwell, Mr. O'Brill, Dr. Pilditch, Ms. Reilly, Mr. Sierra, Mr. Ward – 7.

Nays: Ms. Freed, Mr. Rehak – 2.

Abstentions: Mr. Kotis – 1.

REPORT OF THE ATTORNEY

Rules Governing Re-Employment of Retired Teachers

Mr. Joseph Burns, of Jacobs, Burns, Orlove & Hernandez, reported that on May 19, 2011, the Board adopted rules governing re-employment of retired teachers which all teachers are asked to sign when applying for retirement. Mr. Burns commented that CTPF has received a number of inquiries pertaining to disqualifying employment.

Ms. Hambrick clarified that members are being advised that the CTPF Board makes the determination as to whether or not the member is in violation of the statute.

Attorney Burns indicated that he has prepared a draft for an Administrative Hearing process to hear evidence from retirees regarding disqualifying employment. The draft will be reviewed by staff for presentation to the Board of Trustees at the next regular meeting.

Pay Period 13 Lawsuit Update

Ms. Reilly updated the Board on the status of the Pay Period 13 lawsuit. She reported that at a hearing on July 14, 2011, the judge asked for all retired members affected by PP 13 to be presented in a class action lawsuit. The judge ruled that CPS must contact the affected members and give them notice. CPS filed a motion for RTAC to represent the class. Ms. Reilly further reported that at a hearing on July 26, 2011, the judge asked CPS to identify the members of the class at the next hearing scheduled for October 4, 2011.

Update on Lawsuit Against CPS for Underfunding of Contributions for Fiscal Year 2010 Update

Attorney Burns reported that the Illinois Circuit Court did not rule in favor of CTPF in a lawsuit filed against CPS for the underfunding of contributions for FY 2010. The total contributions due to CTPF under the funding plan specified in the state statute was \$345M. CTPF received \$307.4M. CTPF is considering its appeal options.

Discussion of CPS Underfunding Contributions to CTPF for Fiscal Year 2011

Attorney Burns reported that CPS owes CTPF \$198.1M in required employer contributions for FY 2011. He reported that CTPF received \$165.6M, leaving CPS with a balance due to CTPF of \$32.5M for FY 2011. Discussion ensued regarding a course of action.

Motion to File Lawsuit Against CPS for Underfunding of Contributions to CTPF for Fiscal Year 2011, Approved

A motion was made by Ms. Reilly, seconded by Mr. Kotis, to file a lawsuit against CPS for the underfunding of the 2011 contributions to CTPF. The motion passed by the following vote:

Ayes: Ms. Ashford, Mr. Blackwell, Ms. Freed, Mr. Kotis, Mr. O'Brill, Dr. Pilditch, Mr. Rehak, Ms. Reilly, Mr. Ward – 9.

Abstentions: Mr. Sierra – 1.

NEW BUSINESS

Election of Vice President

Ms. Ashford nominated Mr. Rehak for Vice President. The nomination was seconded by Mr. Ward.

Dr. Pilditch nominated Ms. Reilly for Vice President. The nomination was seconded by Mr. Kotis.

The candidates discussed their qualifications. Upon inquiry, Attorney Burns ruled that a show of hands was the appropriate voting process.

Ms. Ashford, Mr. Blackwell, Ms. Freed, Mr. Rehak, and Mr. Ward voted for Mr. Rehak.

Mr. Kotis, Mr. O’Brill, Dr. Pilditch, Ms. Reilly, and Mr. Sierra voted for Ms. Reilly.

There being a tie vote of 5-5, no Vice President was declared elected.

ADJOURNMENT

A motion was made by Mr. Kotis, seconded by Ms. Reilly, to adjourn the meeting. The motion passed by the following vote:

Ayes: Mr. Blackwell, Mr. Kotis, Mr. O’Brill, Dr. Pilditch, Mr. Rehak, Ms. Reilly, Mr. Sierra – 7.

Nays: Ms. Ashford, Ms. Freed, Mr. Ward – 3.

Respectfully submitted,



Mary Sharon Reilly
Recording Secretary

EXHIBIT A

Investment Committee

Informal Meeting Recommendations/Actions

August 5, 2011

Attendees: CTPF Trustees: Ms. Lois W. Ashford, Ms. Jeanne Marie Freed, Mr. John F. O'Brill, Dr. Walter E. Pilditch, Mary Sharon Reilly, James F. Ward; Staff and Consultants: Mr. Kevin B. Huber, Ms. DeAnna Ingram-Davey, Ms. Angela Miller-May, Ms. Carmen Heredia-Lopez and Mr. Ben Ruff of CTPF and Gwelda Swilley-Burke, Callan.

At the June 20, 2006, Board meeting, Trustees were encouraged to attend Management and Mercer's "First Friday" of every month meetings with investment managers and service providers. These meetings provide access to ANY investment service provider that would like to meet with management and Callan and have a product that is potentially beneficial to the Fund. The attendees met with the following investment service providers on August 5, 2011:

- 10:00 Waterfall Asset Management – Andre Cuerington and Tom Capasse presented their firm's asset backed securities and distressed debt product. The product invests in distressed and underperforming bonds. The product currently has \$1.8B in assets under management and is based in New ork.
- 10:30 Seidel and Shaw – Vijay Sonawane, Stephanie Miller and Natalia Knapp presented their firm's global long only fixed income product. The product invests in global debt. The firm has \$180M in assets under management and is based in New York.
- 11:00 Kenmar – Bill Santos presented his firm's managed futures product. The firm invests in managed futures via a fund of fund structure. The firm's AUM in this product is \$1B and the firm is based in New York.
- 11:30 Insights – Charles Levenberg presented his firm's due diligence product which does research and investigation on the employees of investment management firms. The firm is based in Boulder, Colo.
- 12:00 Moonstone Asset Management – Karen Natkin and David Podber presented their firm's international equities product. The firm invests in international equities via ETFs. The firm has an AUM of \$30M and is based in Northbrook, Ill.

The attendees listened to the respective presentations and asked questions of each service provider.

EXHIBIT B

Investment Committee Meeting

Recommendations/Actions

August 11, 2011, 3:49 p.m. – 6:17 p.m.

Attendees: Trustees: Board President and Committee Chairperson, Mr. John F. O’Brill, Ms. Lois Ashford, Mr. Jeffery Blackwell, Ms. Jeanne Freed, Mr. Jay C. Rehak, Ms. Mary Sharon Reilly, Mr. Rodrigo A. Sierra, Mr. James F. Ward – 8.

Staff and Consultants: Mr. Kevin B. Huber, Executive Director, Ms. Carmen Heredia-Lopez, Director of Investments, Ms. Anita Tanay, Jacobs, Burns, Orlove & Hernandez, Legal Counsel, and Ms. Cara Wood and Mr. Kurt Nye of The Townsend Group, Real Estate Investment Consultant.

Public Participation

Presentation by Stephen Riley

Mr. Stephen Riley, a retired member, read excerpts from his upcoming book on American heroes.

Report of the Real Estate Investment Consultant

Due Diligence Presentations

Real Estate Investment Managers representing UBS, JP Morgan Asset Management, LaSalle Investment Management, and Capri Capital Partners made routine due diligence presentation in accordance with the Fund’s investment policy. Each manager reviewed portfolio, organization, philosophy, and performance. The managers addressed questions raised by the Committee.

New Business

Trustee Vacancy

A motion was made by Mr. Rehak, seconded by Ms. Ashford, to fill a vacancy for Teacher-Trustee.

Fund counsel stated that at the Board Meeting on July 21, 2011, a motion to declare a vacancy on the Board failed. She further stated that based on that decision, there is no vacancy to fill. She expressed that a motion can be made at the next Regular Board Meeting to reconsider the motion of July 21, 2011, based on new information.

Chairperson O’Brill ruled that the motion should be considered at the next Regular Board Meeting on August 18, 2011.

Mr. Rehak appealed the ruling of the Chair. Mr. Rehak further stated for the record that a wrong occurred last month and it is time to move forward.

Mr. Ward stated for the record that on July 21, 2011, when the Board asked the Trustee involved whether or not she was retired she refused to answer, knowing that she was retired. He further stated that the Board failed to ask staff for the retiree status as of July 1, 2011. That makes the advice of Fund counsel on July 21st correct, and the vote that was taken essentially incorrect.

Mr. Rehak expressed that his motion is a new motion. Fund counsel clarified that a new motion is a motion to renew. A motion to renew is only in order when a motion to reconsider is not in order. The motion to reconsider can be addressed at the next Regular Board Meeting which means a motion to renew is not in order. Mr. Rehak stated for the record that his motion is a different motion.

Chairperson O'Brill requested to adjourn the meeting. A show of hands on the request to adjourn the meeting reflected a vote of 2 Ayes and 4 Nays. Discussion ensued regarding a Trustee vacancy.

Chairperson O'Brill and Ms. Reilly left the meeting.

Mr. Ward requested that a vote be taken on the motion on the floor.

Mr. Sierra suggested that the full Board be given an opportunity to weigh in on the issue at the next Board Meeting.

Mr. Huber responded to questions regarding the Trustee's retirement status. He stated that the Trustee applied for a pension effective July 1, 2011, and will receive a pension check effective July 1, 2011, when she is paid.

Mr. Rehak withdrew his motion, and requested to defer his motion to the next Board Meeting for consideration.

CityView Discussion

Mr. Sierra reported that he received a copy of a letter from CityView addressed to President O'Brill asking for further consideration on an investment opportunity. Mr. Sierra requested to add CityView to the August 18, 2011, Board Meeting agenda for discussion.

Adjournment

On a motion by Mr. Rehak, seconded by Mr. Sierra, and by unanimous vote, the meeting adjourned at 6:17 p.m.

PROCEEDINGS
OF THE
Board of Trustees
OF THE
**Public School Teachers' Pension and
Retirement Fund of Chicago**

Regular Meeting – Official Report

Thursday, September 15, 2011

A regular meeting of the Board of Trustees of the Public School Teachers' Pension and Retirement Fund of Chicago was held Thursday, September 15, 2011.

The Recording Secretary, Ms. Mary Sharon Reilly, called the meeting to order at 9:39 a.m.

ROLL CALL

Members present: Mr. Jeffery Blackwell, Ms. Jeanne Marie Freed, Mr. Chris N. Kotis, Dr. Walter E. Pilditch, Mr. Jay C. Rehak, Ms. Mary Sharon Reilly, Mr. Rodrigo A. Sierra, Mr. James F. Ward – 8.

Members absent: Ms. Lois W. Ashford, Mr. John F. O'Brill, Ms. Andrea L. Zopp – 3.

Ms. Ashford, Mr. O'Brill, and Ms. Zopp subsequently arrived during the report of the Investment Consultant.

Also in attendance were Mr. Kevin B. Huber (*Executive Director*), Mr. Joseph Burns of Jacobs, Burns, Orlove and Hernandez (*Legal Counsel*), Mr. Matt Shirilla, Gwelda Swilley-Burke and Eugene Podkaminer of Callan Associates (*Investment Consultant*), and various observers and staff members.

PUBLIC PARTICIPATION

Presentation by Hoi Huynh

Ms. Hoi Huynh, a member, expressed her dissatisfaction with the Fund. Ms. Huynh thanked Mr. Kevin Huber for his apology letter. Ms. Huynh also thanked Ms. Patricia Hambrick for her prompt response to her Freedom of Information request.

Presentation by John Reilly

Mr. John Reilly, a retired member, expressed his concern regarding a double insurance deductible when a member turns sixty five during a plan year. Mr. Reilly stated that the double deductible should be addressed for the less fortunate retirees.

Mr. Huber stated that the Medicare issue was addressed and should not be a problem going forward.

Presentation by Raymond Wohl

Mr. Raymond Wohl, a member, requested clarification for the current make-up of the Board of Trustees. Mr. Wohl expressed his concern that teachers are not fully represented on the Board. Mr. Wohl questioned the rationale for not appointing a teacher to the vacant position that negatively impacts teacher representation on the Board. Mr. Wohl questioned if there is a policy in place to fill a vacancy.

COMMUNICATIONS

Illinois Freedom of Information Act Requests

The following persons made requests to the Fund in accordance with the Illinois Freedom of Information Act.

- Mr. Martin Lueken, of University of Arkansas, requested actuarial valuations for pension and health funds from 2005-2010. The request was fulfilled.
- Ms. Lois Nelson, a CTPF retired member, requested a CD recording of CTPF meetings in July 2011 and August 2011. The request was fulfilled.
- Ms. Leandres White, a CTPF retired member, requested CTPF meeting minutes for June 2011 and July 2011. The request was fulfilled.

APPROVAL OF MINUTES

Motion to Accept Minutes of Regular Board Meeting on August 18, 2011, Approved

A motion was made by Mr. Ward, seconded by Dr. Pilditch, and unanimously passed, to approve the minutes of the Regular Board Meeting on August 18, 2011.

REPORT OF THE INVESTMENT CONSULTANT

Callan Associates

Routine Due Diligence Presentation by Western Asset Management

Investment managers representing Western Asset Management made routine due diligence presentations to the Board in accordance with the Fund's investments policy. Western Asset Management reviewed its portfolio, organization, philosophy, and performance. Western Asset Management addressed questions raised by the Trustees.

Fixed Income Manager – Structure Review

Mr. Eugene Podkaminer of Callan Associates presented the Fixed Income Manager – Structure Review.

Mr. Podkaminer reviewed the current fixed income manager structure. Mr. Podkaminer stated that after strategic asset allocation, manager structure within an asset class is the most important determinant of fund performance. He stated that the fixed income target allocation is at 19.5% (plus a 2% allocation to cash) as part of the recently approved asset allocation policy. Mr. Podkaminer stated that as of June 30, 2011, the actual fixed income allocation is 17.7% of the portfolio so modest rebalancing will be required to achieve the target allocation. Mr. Podkaminer stated that the newly approved fixed income allocation maintains the Barclays Capital Aggregate Bond Index currently in use. Mr. Podkaminer stated that the goal is to satisfy three objectives: allocate assets efficiently in a manner consistent with the newly approved asset allocation; reduce the number of managers and potentially reduce fees; meet legal and regulatory requirements. Mr. Podkaminer summarized the current fixed income structure. He stated that the current structure is broadly appropriate given its conservative stance and diversifying characteristics. Mr. Podkaminer indicated that Callan recommends altering Northern Trust's benchmark from the BC Government/Credit to the BC Aggregate. Mr. Podkaminer addressed questions raised by the Trustees.

Motion to Change Northern Trust's Benchmark from the BC Government/Credit to the BC Aggregate, Approved

A motion was made by Mr. Ward, seconded by Ms. Reilly, and unanimously passed, to change Northern Trust's benchmark from the BC Government/Credit to the BC Aggregate.

First Quarter Private Equity Performance Review

Mr. Matt Shirilla reviewed with the Trustees the first quarter private equity performance for the period ending March 31, 2011.

Mr. Shirilla reviewed the private equity allocation with the Trustees. Mr. Shirilla stated that the first quarter cash yield return was 5.6% with 3.5% unrealized appreciation in value for an actual return of about 9% for the first quarter. Mr. Shirilla reviewed the total portfolio followed by reviews of the individual managers. Mr. Shirilla addressed questions raised by the Trustees.

REPORT OF THE COMMITTEE ON INVESTMENTS

September 8, 2011, Investment Committee Report Presented

Chairperson O'Brill presented the September 8, 2011, Investment Committee Report (see Exhibit A attached).

September 9, 2011, First Friday Manager Meeting Report Presented

Chairperson O'Brill presented the September 9, 2011, First Friday Meeting report (see Exhibit B attached).

Motion to Approve Actions on the September 8, 2011, Investment Committee Meeting Report, Approved

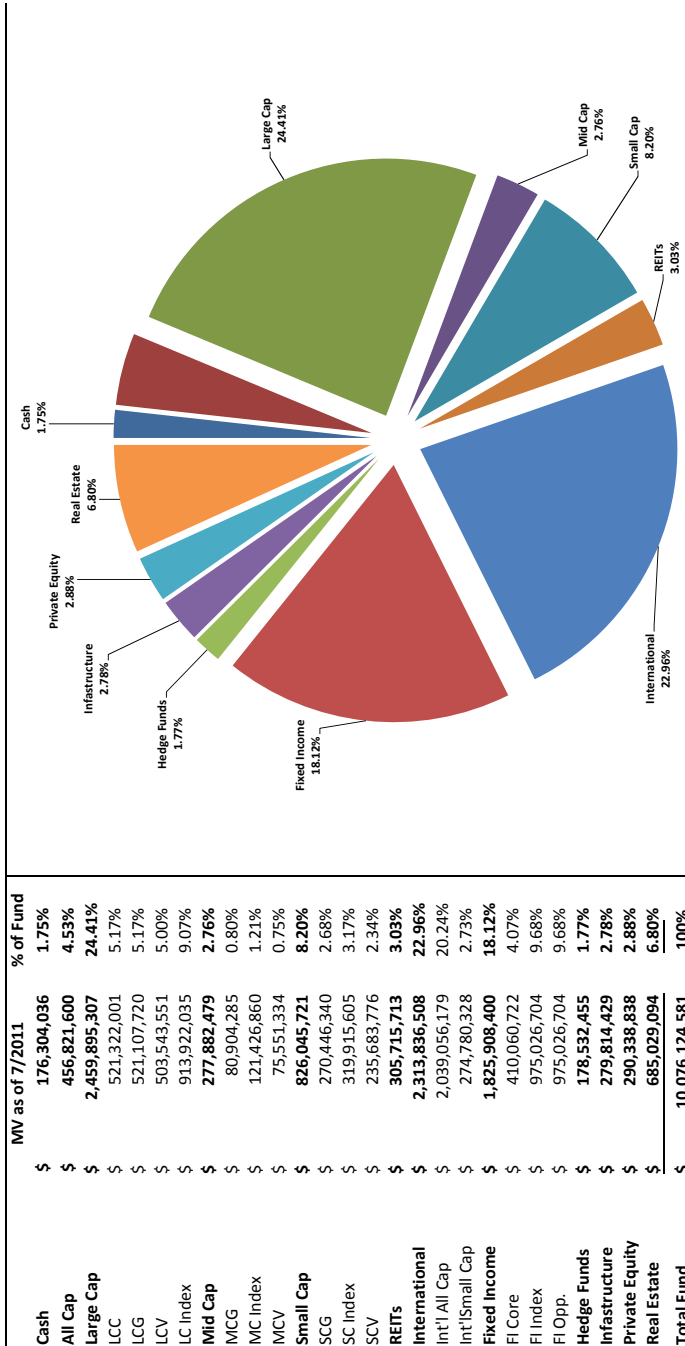
A motion was made by Ms. Reilly, seconded by Dr. Pilditch, and unanimously passed, to approve actions on the September 8, 2011, Investment Committee Meeting Report.

Chairperson O'Brill moved the Report of the Committee on Investments to the omnibus.

Investment Committee Reports

Chairperson O'Brill recommended that the following investment reports be recorded in the proceedings of this meeting:

Chicago Teachers' Pension Fund
 Asset Allocation Summary
 Reporting for the Period ending July 31, 2011



	MV as of 7/2011	% of Fund
Cash	\$ 176,304,036	1.75%
All Cap	\$ 456,821,600	4.53%
Large Cap	\$ 2,459,895,307	24.41%
LCC	\$ 521,322,001	5.17%
LCG	\$ 521,107,720	5.17%
LCV	\$ 503,543,551	5.00%
LC Index	\$ 913,922,035	9.07%
Mid Cap	\$ 277,882,479	2.76%
MCG	\$ 80,904,285	0.80%
MC Index	\$ 121,426,860	1.21%
MCV	\$ 75,551,334	0.75%
Small Cap	\$ 826,045,721	8.20%
SCG	\$ 270,446,340	2.68%
SC Index	\$ 319,915,605	3.17%
SCV	\$ 235,683,776	2.34%
REITs	\$ 305,715,713	3.03%
International	\$ 2,313,836,508	22.96%
Int'l All Cap	\$ 2,039,056,179	20.24%
Int'l Small Cap	\$ 274,780,328	2.73%
Fixed Income	\$ 1,825,908,400	18.12%
FI Core	\$ 410,060,722	4.07%
FI Index	\$ 975,026,704	9.68%
FI Opp.	\$ 975,026,704	9.68%
Hedge Funds	\$ 178,532,455	1.77%
Infrastructure	\$ 279,814,429	2.78%
Private Equity	\$ 290,338,838	2.88%
Real Estate	\$ 685,029,094	6.80%
Total Fund	\$ 10,076,124,581	100%

**Chicago Teachers' Pension Fund
Asset Allocation Detail
Reporting for the Period ending July 31, 2011**

Strategy	Manager Name	Market Value	% of Asset Class	% of Total Fund
Domestic All Capitalization Equities				
Domestic Manager of Manager/Emerging Manager Program				
	Attucks Asset Management, LLC	183,306,123	40.13%	1.82%
	Progress Investment Management Company, LLC	186,426,284	40.81%	1.85%
	Domestic Manager of Managers/Emerging Manager Program Total	369,732,407	80.94%	3.67%
All Capitalization Growth				
	Zevenbergen Capital Investments, LLC	87,089,193	19.06%	0.86%
	All Capitalization Growth Total	87,089,193	19.06%	0.86%
Domestic All Capitalization Equities Total		\$ 456,821,600	100%	4.53%
Domestic Small Capitalization Equities				
Small Capitalization Core Index				
	Northern Trust Company	196,220,389	23.75%	1.95%
	Rhumblin Advisors	123,695,216	14.97%	1.23%
	Small Capitalization Core Index Equities Total	319,915,605	38.73%	3.17%
Small Capitalization Growth Index				
	Rhumblin Advisors	270,446,340	32.74%	2.68%
	Small Capitalization Growth Index Equities Total	270,446,340	32.74%	2.68%
Small Capitalization Value Index				
	Ariel Investments	116,336,319	14.08%	1.15%
	Dimensional Fund Advisors (DFA)	119,347,457	14.45%	1.18%
	Small Capitalization Value Equities Total	235,683,776	28.53%	2.34%
Domestic Small Capitalization Equities Total		\$ 826,045,721	100%	8.20%

Strategy	Manager Name	Market Value	% of Asset Class	% of Total Fund
Domestic Large Capitalization Equities				
Large Capitalization Core	New Amsterdam Partners, LLC	196,313,197	7.98%	1.95%
	Piedmont Investment Advisors, LLC	142,850,657	5.81%	1.42%
	Waddell & Reed Asset Management Group	182,158,147	7.41%	1.81%
	Large Capitalization Core Equities Total	521,322,001	21.19%	5.17%
Large Capitalization Value	Harris Investment Management	269,271,558	10.95%	2.67%
	Lombardia Capital Partners, LLC	234,271,993	9.52%	2.33%
	Large Capitalization Value Equities Total	503,543,551	20.47%	5.00%
Large Capitalization Core Index	Northern Trust Company	557,152,555	22.65%	5.53%
	Rhumbline Advisors	356,769,480	14.50%	3.54%
	Large Capitalization Core Index Equities Total	913,922,035	37.15%	9.07%
Large Capitalization Growth Index	Rhumbline Advisors	318,543,447	12.95%	3.16%
	Large Capitalization Growth Index Equities Total	318,543,447	12.95%	3.16%
Large Capitalization Growth	Holland Capital Management	202,564,273	8.23%	2.01%
	Large Capitalization Growth Equities Total	202,564,273	8.23%	2.01%
Domestic Large Capitalization Equities Total		\$ 2,459,895,307	100%	24.41%

Strategy	Manager Name	Market Value	% of Asset Class	% of Total Fund
Domestic Mid Capitalization Equities				
Mid Capitalization Core Index	Northern Trust Company	121,426,860	43.70%	1.21%
Mid Capitalization Core Index Equities Total		121,426,860	43.70%	1.21%
Mid Capitalization Value	Channing Capital Management, LLC	75,551,334	27.19%	0.75%
Mid Capitalization Value Equities Total		75,551,334	27.19%	0.75%
Mid Capitalization Growth Index	Crede Capital Management, LLC	80,904,285	29.11%	0.80%
Mid Capitalization Growth Index Equities Total		80,904,285	29.11%	0.80%
Domestic Mid Capitalization Equities Total		\$ 277,882,479	100%	2.76%
Real Estate Investment Trusts (REITs)				
Global Real Estate Investment Trusts				
Morgan Stanley Investment Management		147,970,406	48.40%	1.47%
URDANG		91,499,088	29.93%	0.91%
Global Real Estate Investment Trusts (REITs) Total		239,469,493	78.33%	2.38%
Domestic Real Estate Investment Trusts				
Adelante Capital Management		66,246,220	21.67%	0.66%
Domestic Real Estate Investment Trusts (REITs) Total		66,246,220	21.67%	0.66%
Real Estate Investments Trusts (REITs) Total		\$ 305,715,713	100%	3.03%

Strategy	Manager Name	Market Value	% of Asset Class	% of Total Fund
International Equities	International All Capitalization Core Equities			
	EARNST Partners, LLC	478,571,333	20.68%	4.75%
	Lazard Asset Management	543,224,565	23.48%	5.39%
	Morgan Stanley Investment Management	557,590,871	24.10%	5.53%
	International All Capitalization Core Equities Total	1,579,386,770	68.26%	15.67%
	International All Capitalization Growth Equities			
	William Blair & Company	352,782,250	15.25%	3.50%
	International All Capitalization Growth Equities Total	352,782,250	15.25%	3.50%
	International Small Capitalization Growth Equities			
	William Blair & Company	274,780,328	11.88%	2.73%
	International Small Capitalization Growth Equities Total	274,780,328	11.88%	2.73%
	International Manager of Managers/Emerging Managers Program			
	Leading Edge Investment Advisors (LEIA)	106,887,160	4.62%	1.06%
	International Manager of Manager/Emerging Managers Program Total	106,887,160	4.62%	1.06%
	International Equities Total	\$ 2,313,836,508	100%	22.96%
	Hedge Fund of Fund			
	Pluscios Management, LLC	26,248,748	14.70%	0.26%
	K2 Advisors	75,386,990	42.23%	0.75%
	Mesirow Financial	76,896,717	43.07%	0.76%
	Hedge Fund of Fund Total	178,532,455	100%	1.77%
	Hedge Fund of Funds Total	\$ 178,532,455	100%	1.77%

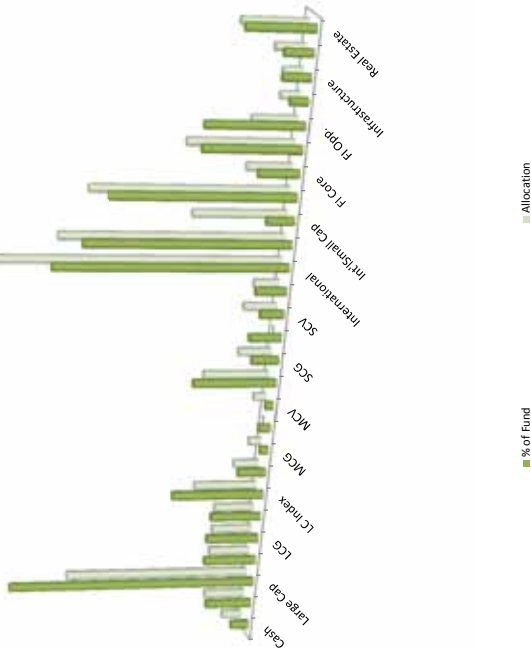
Strategy	Manager Name	Market Value	% of Asset Class	% of Total Fund
Fixed Income	Core Fixed Income			
		76,508,773	4.19%	0.76%
		127,146,168	6.96%	1.26%
		76,831,874	4.21%	0.76%
	129,573,906	7.10%	1.29%	
	410,060,722	22.46%	4.07%	
	Opportunistic Fixed Income			
	Western Asset Management	440,820,975	24.14%	4.37%
	Opportunistic Fixed Income Total	440,820,975	24.14%	4.37%
	Fixed Income Index			
	Northern Trust Company	975,026,704	53.40%	9.68%
	Opportunistic Fixed Income Total	975,026,704	53.40%	9.68%
	Fixed Income Total	\$ 1,825,908,400	100%	18.12%
Cash and Cash Equivalent				
	Cash and Cash Equivalent			
	CTPF Cash Account	129,143,428	73.25%	1.28%
	Appropriation Account	42,127,995	23.90%	0.42%
	CTPF STEP/Securities Lending Account	2,972,765	1.69%	0.03%
	Internal Use Account	147	0.00%	0.00%
	Terminated Managers Residual Cash	2,059,701	1.17%	0.02%
	Cash and Cash Equivalent Total	176,304,036	100%	1.75%
	Cash & Cash Equivalent Total	\$ 176,304,036	100%	1.75%

Strategy	Manager Name	Market Value	% of Asset Class	% of Total Fund	
Core Real Estate	JP Morgan Investment	143,394,064	20.93%	1.42%	
	LaSalle Properties	25,059,292	3.66%	0.25%	
	Prudential PRISA Fund	100,470,984	14.67%	1.00%	
	UBS Realty	144,557,299	21.10%	1.43%	
	413,481,639	60.36%		4.10%	
Core Real Estate Total					
Opportunistic Real Estate	DV Urban Realty LP	16,080,307	2.35%	0.16%	
	Europa Fund III	18,551,077	2.71%	0.18%	
	Fortress Japan Opportunity Fund	19,376,772	2.83%	0.19%	
	Fremont Realty	17,797,505	2.60%	0.18%	
	Hudson	15,990,817	2.33%	0.16%	
	Merrill Lynch Asian Fund	8,962,501	1.31%	0.09%	
	Morgan Stanley	1,471,405	0.21%	0.01%	
	Olympus Fund	763,871	0.11%	0.01%	
	RREEF	16,870,618	2.46%	0.17%	
	Urban America LP	14,064,562	2.05%	0.14%	
	Walton Street	67,975,908	9.92%	0.67%	
		197,905,343	28.89%		1.96%
	Opportunistic Real Estate Total				
	Value Added Real Estate				
	Capri Capital	5,354,024	0.78%	0.05%	
	CB Richard Ellis	7,608,813	1.11%	0.08%	
	Intercontinental	23,940,270	3.49%	0.24%	
	Prudential PRISA II Fund	36,739,005	5.36%	0.36%	
		73,642,112	10.75%	0.73%	
Value Added Real Estate Total					
Real Estate Total		\$ 685,029,094	100%	6.80%	

Strategy	Manager Name	Market Value	% of Asset Class	% of Total Fund
Private Equity	Private Equity			
	Adams Street Partners	73,112,593	25.18%	0.73%
	HarbourVest Partners	47,075,986	16.21%	0.47%
	Hispania Capital Partners	3,702,787	1.28%	0.04%
	ICV Capital Partners	6,154,978	2.12%	0.06%
	Mesirow Capital Partners Fund	82,402,920	28.38%	0.82%
	Muller and Monroe	19,656,437	6.77%	0.20%
	Palladium Partners, LP	5,477,140	1.89%	0.05%
	Pantheon	40,698,695	14.02%	0.40%
	Pharos Capital Group, LP	7,888,274	2.72%	0.08%
Syncom Venture Partners, LP	4,169,028	1.44%	0.04%	
		290,338,838	100%	2.88%
Private Equity Total		\$ 290,338,838	100%	2.88%
Infrastructure	Infrastructure			
	Macquarie Infrastructure Fund	128,946,698	46.08%	1.28%
	JP Morgan Infrastructure Fund	150,867,731	53.92%	1.50%
		279,814,429	100%	2.78%
Infrastructure Total		\$ 279,814,429	100%	
		\$ 10,076,124,581	100%	
		\$ 3,298,149,301	32.73%	
		\$ 6,777,975,280	67.27%	

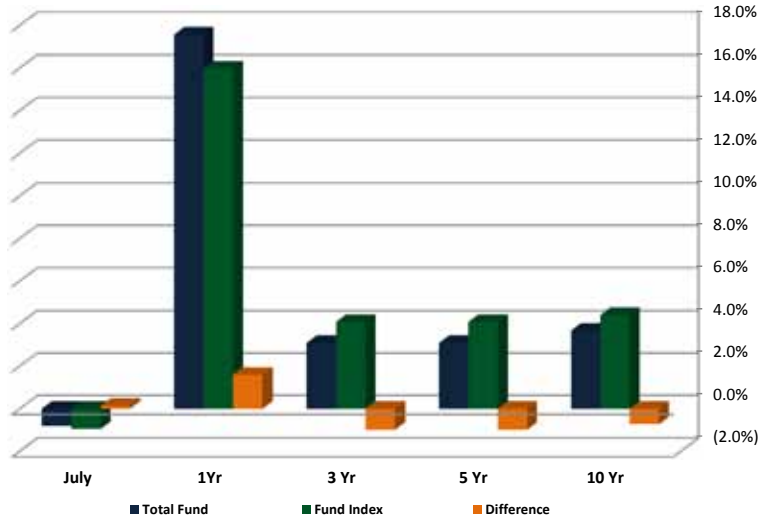
**Chicago Teachers' Pension Fund
Asset Allocation Detail (New Allocation)
Reporting for the Period ending July 31, 2011**

	New	
	Allocation	Difference
Cash	1.75%	(0.25%)
All Cap	4.00%	0.53%
Large Cap	18.25%	6.16%
LCC	4.00%	1.17%
LCG	4.00%	1.17%
LCV	4.00%	1.00%
LC Index	6.25%	2.82%
Mid Cap	2.50%	0.26%
MCG	1.25%	(0.45%)
MC Index	0.00%	1.21%
MCV	1.25%	(0.50%)
Small Cap	6.50%	1.70%
SCG	3.25%	(0.57%)
SC Index	0.00%	3.17%
SCV	3.25%	(0.91%)
REITS	2.50%	0.53%
International	22.96%	(8.29%)
Int'l All Cap	20.24%	(1.76%)
Int'l Small Cap	2.73%	(6.52%)
Fixed Income	18.12%	(1.38%)
FI Core	4.07%	(0.43%)
FI Index	9.68%	(0.82%)
FI Opp.	4.50%	5.18%
Hedge Funds	2.00%	(0.23%)
Infrastructure	2.00%	0.78%
Private Equity	3.00%	(0.12%)
Real Estate	6.50%	0.30%
Total Fund	100%	-----



**Chicago Teachers' Pension Fund
Total Fund Net of Fees Performance
Reporting for the Period ending July 31, 2011**

	July	1Yr	3 Yr	5 Yr	10 Yr
Total Fund	(0.8%)	17.6%	3.1%	3.1%	3.7%
Fund Index	(1.0%)	16.0%	4.1%	4.1%	4.4%
Difference	0.1%	1.6%	(1.0%)	(1.0%)	(0.7%)



Chicago Teachers' Pension Fund
Net of Fee Performance
Reporting for the Period ending July 31, 2011

	MTD	1 Yr.	3 Yrs	5 Yrs	Since Inception
Domestic Equity Net of Fees Performance	(2.5%)	22.8%	3.6%	3.2%	----
Manager of Manager/Emerging Manager Program					
Attucks Asset Management, LLC	(2.6%)	22.5%	3.4%	3.8%	5.4%
Progress Investment Management Company, LLC	(2.4%)	22.4%	3.9%	3.6%	5.3%
Russell 3000 Index	(2.3%)	20.9%	3.5%	2.9%	----
All Capitalization Growth Equities					
Zevenbergen Capital Investments, LLC	(2.6%)	29.6%	8.8%	10.3%	9.7%
Russell 3000 Growth Index	(1.3%)	25.1%	5.4%	5.6%	----
Large Capitalization Growth Equities					
Holland Capital Management	(0.8%)	24.5%	8.1%	5.9%	8.3%
Rhumblin Advisors	(1.0%)	24.5%	5.4%	----	----
Russell 1000 Growth Index	(1.0%)	24.8%	5.3%	5.5%	----
Large Capitalization Core Equities					
New Amsterdam Partners	(0.9%)	25.1%	3.2%	2.3%	10.0%
Waddell & Reed Asset Management Group	(1.9%)	25.2%	5.4%	5.9%	11.1%
Piedmont Investment Advisors	(2.4%)	15.7%	0.8%	----	2.0%
Rhumblin Advisors	(2.2%)	20.7%	3.5%	----	----
Russell 1000 Index	(2.2%)	20.7%	3.3%	2.8%	----
Northern Trust Company	(2.0%)	19.8%	3.0%	2.4%	----
S&P 500 Index	(2.0%)	19.7%	2.9%	2.4%	----
Large Capitalization Value Equities					
Harris Investment Management	(3.8%)	20.4%	0.0%	1.0%	4.4%
Lombardia Capital Partners	(2.8%)	15.7%	1.2%	1.5%	4.7%
Russell 1000 Value Index	(3.3%)	16.8%	1.3%	(0.0%)	----
Mid Capitalization Core Equities					
Northern Trust Company	(3.5%)	25.8%	7.3%	6.6%	----
S&P400 Index	(3.5%)	25.8%	7.2%	6.5%	----
	MTD	1 Yr.	3 Yrs	5 Yrs	Since Inception
Mid Capitalization Value Equities					
Channing Capital Management	(4.2%)	18.8%	5.1%	4.2%	6.4%
Russell Mid Cap Value Index	(3.5%)	20.6%	5.5%	3.4%	----

Mid Capitalization Growth Equities					
Credo Capital Management	(2.6%)	31.1%	1.9%	8.6%	7.2%
Russell Mid Cap Growth Index	(3.8%)	29.0%	6.6%	6.3%	----
Small Capitalization Core Equities					
Northern Trust Company	(2.8%)	27.1%	7.1%	4.9%	----
Rhumblin Advisors	(3.6%)	23.8%	5.3%	----	----
Russell 2000 Index	(3.6%)	23.9%	5.2%	4.0%	----
Small Capitalization Value Equities					
Ariel Investment Management	(6.3%)	18.7%	11.2%	5.2%	11.4%
Dimensional Fund Advisors	(2.7%)	25.2%	9.1%	3.4%	12.2%
Russell 2000 Value Index	(3.3%)	18.6%	4.2%	1.8%	----
Small Capitalization Growth Equities					
Rhumblin Advisors	(3.9%)	29.0%	----	----	----
Russell 2000 Growth Index	(3.9%)	29.3%	6.1%	6.1%	----
Real Estate Investment Trusts (REITs) Net of Fee Performance					
	0.8%	21.8%	3.8%	1.6%	----
Domestic REITs					
Adelante Capital Management	1.8%	24.1%	1.4%	(0.9%)	0.7%
NAREIT Equity Index	1.1%	11.8%	4.6%	2.2%	----
Global REITs					
Morgan Stanley	0.4%	21.4%	3.8%	1.2%	10.1%
URDANG Securities Management	0.6%	21.3%	6.7%	4.0%	11.8%
EPRA/NAREIT Developed Index	0.7%	22.6%	2.2%	0.9%	----
Hedge Fund of Funds Net of Fee Performance					
	(0.4%)	6.3%	----	----	----
Hedge Fund of Funds					
K2 Advisors	(0.5%)	5.2%	----	----	7.2%
Pluscios Management, LLC	(0.4%)	----	----	----	4.6%
Mesirow Advance Strategies, Inc.	(0.1%)	6.2%	----	----	4.8%
T-Bill +5%	0.4%	5.1%	----	----	----
HFRX Global Hedge Funds	(0.1%)	2.8%	----	----	----

	MTD	1 Yr.	3 Yrs	5 Yrs	Since Inception
International Equity Net of Fee Performance	(1.0%)	19.5%	2.5%	3.6%	----
International Equity All Capitalization					
EARNEST Partners	(1.3%)	22.0%	7.1%	----	6.9%
Lazard Asset Management	(0.5%)	18.8%	2.3%	4.1%	6.1%
Leading Edge Investment Advisors (LEIA)	(0.7%)	15.9%	----	----	7.5%
MSCI ACWI ex US Index	(1.3%)	17.9%	0.9%	3.7%	----
Morgan Stanley	(0.4%)	18.8%	1.3%	2.8%	9.7%
MSCI EAFE Index	(1.6%)	17.2%	(1.2%)	1.0%	----
International Equity All Capitalization Growth					
William Blair & Company	(1.4%)	16.3%	----	----	16.7%
MSCI ACWI ex-US IMI Growth	(0.5%)	20.7%	0.7%	4.2%	----
International Equity Small Capitalization					
William Blair & Company	(0.6%)	25.2%	4.8%	----	1.2%
MSCI World Small Cap ex-US	(0.6%)	25.5%	5.3%	3.5%	----
Fixed Income Net of Fee Performance	1.7%	5.5%	7.9%	6.7%	----
Fixed Income					
Garcia Hamilton & Associates	1.8%	----	----	----	3.2%
LM Capital Group	1.8%	4.6%	7.9%	7.1%	5.4%
Pugh Capital Management	1.7%	----	----	----	3.4%
Taplin, Canida & Habacht	1.9%	5.9%	7.2%	5.4%	4.6%
Western Asset Management	1.3%	7.4%	9.8%	6.4%	5.9%
Barclay Aggregate Bond Index	1.6%	4.4%	7.1%	6.6%	----
Northern Trust Company	1.9%	4.5%	7.0%	6.7%	----
Barclay Government/Credit Index	2.0%	4.5%	6.9%	6.5%	----

Chicago Teachers' Pension Fund
 MWDBE Investment Manager Usage
 Reporting for the Period ending July 31, 2011

	MV as of 7/2011	2010	2009	2008	2007	2006	2005
Adelante	\$ 66,246,220	59,734,834	33,987	74	50	52	-
Capri (\$45 million)	\$ 5,354,024	17,202,816	13,403	25	22	18	21
DV Urban (\$25 million)	\$ 16,080,307	15,427,858	8,013	5	4	-	-
Hispania (\$15 million)	\$ 3,702,787	3,026,642	1,044	-	1	1	1
Hudson Realty (\$)	\$ 15,990,817	11,250,000	-	-	-	-	-
ICV Capital (\$7.5 million)	\$ 6,154,978	3,920,955	3,328	1	1	1	-
Muller and Monroe (\$35 million)	\$ 19,656,437	18,322,700	10,662	9	5	3	1
Palladium (\$7.5 million)	\$ 5,477,140	5,400,235	3,459	3	3	1	-
Pharos (\$7.5 million)	\$ 7,888,274	7,627,433	5,723	4	3	2	-
Syncom (\$7.5 million)	\$ 4,169,028	3,892,166	2,809	1	1	-	-
Urban America (\$25 million)	\$ 14,064,562	13,781,682	16,008	9	4	-	-
Total Minority Owned Alternative	\$ 164,784,574	159,587,321	98,436	132	92	77	23
Pluscios Management	\$ 26,248,748	25,000,000	-	-	-	-	-
Total Women Owned	\$ 26,248,748	25,000,000	-	-	-	-	-
Total MWDBE Alternative Managers	\$ 191,033,322	184,587,321	98,436	132	89	76	23
Apex	\$ 19,537,393	18,240,187	30,593	34	33	28	22
Ariel	\$ 116,336,319	120,319,523	119,604	169	238	199	239
Ativo Capital	\$ 3,432,568	25,799,400	16,782	23	17	-	-
Herrndon Capital	\$ 90,216,029	86,927,185	59,163	76	66	-	-
Attucks	\$ 59	55	62,998	-	-	-	-
Brown Capital	\$ 15,174,170	16,636,868	12,844	14	17	-	-
Channing	\$ 75,551,334	67,388,151	50,080	21	30	22	20
Credo	\$ 80,904,285	63,339,153	49,975	17	6	3	-
Decatur Capital	\$ 14,016,089	12,321,042	9,745	-	-	-	-
Denali	\$ 22,597,039	21,666,182	16,278	15	18	15	14
Earnest Partners	\$ 478,571,333	180,891,894	70,453	104	108	-	-
Fortaleza	\$ 22,509,509	18,128,418	14,464	23	24	21	26
GW Capital	\$ 15,549,684	9,075,644	6,579	6	7	-	-
Holland	\$ 202,564,273	172,199,136	103,125	135	142	124	122
John Hsu Capital	\$ 18,064,043	19,319,107	-	-	-	-	-
Leading Edge	\$ 16,005	4,267	-	-	-	-	-
Lombardia	\$ 242,933,299	260,453,185	109,250	165	191	63	55
MarVista Capital	\$ 25,977,100	46,779,112	34,565	-	-	-	-
NCM Capital	\$ 29,122,573	27,808,658	3,926	6	15	11	10
Palisades	\$ -	3,145	15,903	37	49	9	-
Paradigm	\$ 23,841,134	22,957,740	17,133	24	28	8	-
Piedmont	\$ 142,850,657	142,887,421	104,313	154	118	40	37
Profit	\$ 25,787,659	25,310,643	15,723	40	40	39	45
Progress	\$ 9	1,004	108	-	-	-	-
Rhumblin	\$ 1,069,454,483	1,111,113,037	562,713	701	504	-	-
Total Minority Owned Equity Managers	\$ 2,505,484,735	2,469,570,155	1,563,024	1,871	1,750	691	666
Campbell Newman	\$ 9,416,090	9,121,293	6,315	-	-	-	-
Cheswold Lane	\$ 14,617,416	14,134,641	-	-	-	-	-
New Amsterdam	\$ 196,313,197	185,280,030	185,827	256	295	258	246
Nicholas	\$ 7,178,575	6,855,015	3,892	-	-	-	-
Redwood Investments	\$ 30,060,839	29,240,892	12,187	14	-	-	-
Zevenbergen	\$ 87,089,193	84,365,371	53,169	68	72	59	53
Total Woman Owned Equity Managers	\$ 344,675,309	328,997,242	291,536	417	461	410	421
Total MWDBE Equity Managers	\$ 2,850,160,044	2,798,567,397	1,854,560	2,288	2,211	1,101	1,087
Garcia Hamilton Capital	\$ 76,508,773	73,471,328	-	-	-	-	-
LM Capital	\$ 127,146,168	124,385,452	64,929	64	62	62	65
Pugh Capital	\$ 76,831,874	73,240,277	-	-	-	-	-
Total Minority Owned Fixed Income	\$ 280,486,816	271,097,057	64,929	180	245	243	255
Total MWDBE Fixed Income Managers	\$ 280,486,816	271,097,057	64,929	180	245	243	255
Total Fund MWDBE Assets	\$ 3,321,680,182	3,254,251,775	2,017,925	2,600	2,545	1,419	1,364
MWDBE Active	\$ 2,252,225,699	2,143,138,738	1,455,212	1,898	2,040	1,419	1,364
Total Fund	\$ 10,076,124,581	9,941,215,334	8,367	11,444	12,758	11,384	10,824
% of Total Fund	33%	33%	27%	24%	23%	13%	13%
% of Active Mgrs	33%	22%	29%	25%	26%	20%	20%

Chicago Teachers' Pension Fund
Current MWDBE Allocation vs. Target MWDBE Allocation
Reporting for the Period ending July 31, 2011

	% of Asset Class	Target Allocation	Allocation Difference
Total Fund Assets	33%	20%	13%
Total Active Assets	33%	25%	8%
Total MWDBE Equity	45%	30%	15%
Total Minority Equity	40%	25%	15%
Total Women Equity	5%	5%	0%
Total Disabled Equity	0%	0%	0%
Total MWDBE FI	15%	15%	0%
Total Minority FI	15%	12%	3%
Total Women FI	0%	3%	(3%)
Total Disabled FI	0%	0%	0%
Total MWDBE Alts	11%	10%	1%
Total Minority Alts	9%	10%	(1%)
Total Women Alts	2%	0%	2%
Total Disabled Alts	0%	0%	0%

Chairperson O'Brill moved the Report of the Committee on Investments to the omnibus.

REPORT OF THE COMMITTEE ON CLAIMS AND SERVICE CREDITS

Application for Pensions

The Committee on Claims and Service Credits reported that applications for pensions are presented for persons, hereinafter listed, with the recommendations that they be approved and granted in the amount and under the conditions set forth herewith.

In the case of each applicant for service and disability pension, the employment of the teacher has terminated, the legally prescribed minimum years of teaching service were completed and requirements with respect to age, the Illinois Retirement Systems Reciprocal Act (if applicable) and the Illinois Pension Code were fulfilled.

In accordance with the provisions of the Illinois Pension Code, each applicant for disability retirement pension was declared by two physicians appointed by the Board to be suffering from a disability which wholly and presumably permanently incapacitates him/her for teaching.

Each applicant for a survivor's or reversionary pension furnished proper evidence of his/her right to receive such benefit.

Service Retirement Pensions 08/01/2011 through 08/31/2011

Name of Member	School or Final Status	1st Check Date	Years of Service	Effective Date	Annual Pension
* ACEVEDO, AURELIO	LOZANO BILINGUAL	08-01-2011	36.16	07-03-2011	115,824.48
* ACEVEDO, DIANA MARIA	FALCONER	08-01-2011	36.31	07-03-2011	96,069.00
* ACEVEDO, ROSA H.	HURLEY	08-01-2011	35.77	07-03-2011	62,887.44
ADAMS, CAROLINE H.	SUB POSTAL SERVICE	08-01-2011	9.81	07-24-2011	7,230.36
* ALEXANDER, DEBORAH ANN	JENNER	08-01-2011	24.70	07-01-2011	26,498.64
* ALEXANDER, PATRICIA ANN	MOLLISON	08-01-2011	22.03	07-01-2011	36,259.08
* ANDERSON, ANNIE PEARL	HERZL	08-01-2011	38.33	07-03-2011	57,721.44
* ANDERSON-BRYANT, BRENDA LOREECE	CUFFE	08-01-2011	26.38	07-03-2011	68,375.40
* ANDERSON-MOON, DARLENE YVETTE	WELLS PREP.	08-01-2011	34.16	07-03-2011	86,542.56
* ANNIS, PATRICIA ANN	WELLS HS	08-01-2011	34.08	07-01-2011	57,538.08

* Denotes preliminary pension

* ARDITO, PETER J.	CTU	08-01-2011	42.83	07-03-2011	100,968.84
* ATKINS, DIANE	CHIEF AREA OFF 28 - ALT SCHLS	08-01-2011	36.78	07-03-2011	69,290.40
* ATRIA, JOSEPH PHILIP	SULLIVAN H S	08-01-2011	38.18	07-03-2011	104,229.24
* AUSTIN, YVONNE	PLAMONDON	08-01-2011	41.91	07-03-2011	102,689.40
* BANUELOS, CARLOS ALBERTO	MARSH	08-01-2011	24.09	07-01-2011	31,164.00
* BAYER, CARL CLEMENCE	MARSHALL MIDDLE	08-01-2011	20.30	07-03-2011	37,265.16
* BELL, GOLDEEN MAYS	FAIRFIELD ACADEMY	08-01-2011	41.86	07-01-2011	58,563.96
* BISHOP, REGINALD J	CW EDUC GENERAL	08-01-2011	5.05	07-01-2010	1,122.72
* BLACKMON, YVONNE W	BLACK MAGNET	08-01-2011	34.34	07-01-2011	62,496.96
* BLUEMKE, SHARON ANN	BANNEKER	08-01-2011	38.40	07-03-2011	56,623.92
* BORDELON, LIONEL	KOZMINSKI COM ACA	08-01-2011	32.91	07-03-2011	103,285.80
* BOXTON, BARBARA LAFON	PHILLIPS ACAD	08-01-2011	35.05	07-01-2011	67,143.24
* BRAGG, MARVIN WESLEY	CW EDUC GENERAL	08-01-2011	22.26	07-01-2011	18,527.04
* BRAKES, DIANA	RYERSON	08-01-2011	21.09	07-03-2011	37,305.96
* BROWN, DELORIS JEAN	COOK	08-01-2011	20.98	07-03-2011	38,748.24
* BROWN, MAVIS DENISE	SHOOP	08-01-2011	25.48	07-03-2011	35,114.64
* BUCKNER, CONSTANCE THURSTON	GWENDOLYN BROOKS	08-01-2011	35.92	07-03-2011	93,954.96
* CAMPBELL, JUNYCE JANYCE	HINTON	08-01-2011	20.93	07-03-2011	29,825.04
* CAZARES, JESUS JOSE	EBERHART	08-01-2011	31.98	07-01-2011	38,229.48
* CESAS, DANUTE	WHITNEY	08-01-2011	35.52	07-01-2011	57,348.24
* CHAMBERS, ANNA M	MASON	08-01-2011	26.78	07-03-2011	57,455.40
* CHANDY, MARY ABRAHAM	GAGE PARK H S	08-01-2011	26.76	07-01-2011	48,847.92
* CHEERS, ELOISE LOIS	O'TOOLE	08-01-2011	20.01	07-01-2011	27,442.92
* CIARLO, DEBRA A	BANNEKER	08-01-2011	31.16	07-03-2011	48,326.88
* COBB, ILA MAE	WEST PULLMAN	08-01-2011	25.33	07-03-2011	45,906.00
* COOK, CAROL SUSAN	HENSON	08-01-2011	34.47	07-03-2011	65,924.16
* CORDERO, ANTHONY PAUL	CHICAGO AGR H S	08-01-2011	20.06	08-03-2010	29,376.48
* CORREA, CARLOS R	CW EDUC GENERAL	08-01-2011	10.60	07-08-2011	14,115.48
* CORZINE, DAVID PATRIC	CW SPEC SVCS SUP	08-01-2011	20.18	07-03-2011	32,429.40
* COSTELLO, PATRICIA ANN	MORRILL	08-01-2011	39.85	07-03-2011	111,888.84
* COUGHLIN, CAROL ANN	AREA INST OFFICE	08-01-2011	32.24	07-03-2011	78,551.76
* CRENSHAW-HARRIS, ALVITA	AVALON PARK	08-01-2011	34.16	07-03-2011	58,752.00
* DAVIDSON, JOYCE DIANE	DEPT OF EARLY CHI	08-01-2011	38.55	07-03-2011	79,670.28
DAVIDSON, NOREEN E	FORMER TEACHER	08-01-2011	14.53	03-28-2009	8,133.60
* DAVIS, AMANDA BEATRICE	CARNEGIE	08-01-2011	20.03	07-01-2011	25,341.84
* DAVIS, ERNESTINE C	MANN	08-01-2011	30.06	07-03-2011	55,399.08
* DAVIS, MARCELLA	CW EDUC GENERAL	08-01-2011	10.45	07-01-2011	6,693.60
* DICKERSON, OTTO JOHN	HEFFERAN	08-01-2011	34.98	07-01-2011	69,326.52
* DICKSON, NATHANIEL	CTU	08-01-2011	38.05	07-03-2011	109,904.76
* DOLEZAL, DONALD JOSEPH	ARIEL COMM	08-01-2011	12.80	07-01-2011	17,186.64

* Denotes preliminary pension

* DORSEY, MARY LEE	DUMAS	08-01-2011	37.22	07-03-2011	83,118.36
* DOYLE, LINDA IRENE	HAMMOND	08-01-2011	23.73	07-03-2011	42,146.04
* DUNSON-WHITE, SHARMAINE	FAIRFIELD ACADEMY	08-01-2011	34.41	07-03-2011	88,372.68
* EDWARDS, VIVIAN BURKS	SCHNEIDER	08-01-2011	40.86	07-03-2011	101,324.40
* EISEN, MARLENE ANNE	HENSON	08-01-2011	34.16	07-01-2011	49,512.24
* ESPAD DE VELAZQUEZ,					
JUANA MIRIAM	DRUMMOND	08-01-2011	34.29	07-03-2011	85,972.80
* EWING, SHIRLEY ANN	BEIDLER	08-01-2011	34.42	07-03-2011	99,120.60
* FAHEY, CAROL EILEEN	HEARST	08-01-2011	33.14	07-01-2011	57,438.36
* FASSOS, PANAGIOTA	HUMAN RESOURCES	08-01-2011	35.67	07-03-2011	82,017.96
* FAULKNER, LILLIE VICTORIA	CW EDUC GENERAL	08-01-2011	10.40	07-01-2011	6,362.16
* FEAMAN, SCOTT					
LAKE VIEW H S		08-01-2011	39.11	07-03-2011	120,205.92
* FITZGERALD, LYNN CECILE	PROSSER CAREER AC	08-01-2011	36.91	07-01-2011	64,278.60
* FRITZ, LIANNE KATHERINE	PEIRCE	08-01-2011	21.88	07-01-2011	40,248.96
* FULLILOVE, FRANCES LOUISE	AREA INST OFFICE	08-01-2011	37.63	07-03-2011	86,492.04
* GALIS, JANIS J	WALSH	08-01-2011	38.19	07-03-2011	62,030.76
* GARCIA, MINERVA					
CHAVEZ		08-01-2011	27.42	08-17-2010	28,982.88
* GARCIA, RAUL	CW LANG & CULTUR	08-01-2011	34.46	07-03-2011	86,424.60
* GAY, KIM AVIS	CW EDUC GENERAL	08-01-2011	32.30	07-01-2011	37,070.64
* GINOCCHIO, GWENDOLYN J	NORWOOD PARK	08-01-2011	10.66	07-09-2011	13,506.24
* GONZALEZ, ELIZABETH	CHASE	08-01-2011	33.99	07-03-2011	111,861.12
* GONZALEZ, LETICIA LOPEZ					
SAUCEDO SCHOL ACA		08-01-2011	34.96	07-03-2011	104,229.12
* GONZALEZ, MARIA ANTONIA	COLUMBIA EXPLORER	08-01-2011	34.06	07-03-2011	50,539.92
* GREEN, THOMAS RICHARD	BEASLEY ACAD MAG	08-01-2011	43.36	07-03-2011	93,644.04
* GRIFFIN, MARY ELIZABETH	WARD	08-01-2011	42.58	07-01-2011	56,108.64
* HALL, WINSTON CHARLES	CW SPEC SVCS SUP	08-01-2011	34.35	07-03-2011	62,563.20
* HAMLIN, PAMELA F					
SONGHAI		08-01-2011	23.35	07-01-2011	29,102.64
* HANOWSKY, ANA MARIA	ANDERSEN COMM ACA	08-01-2011	36.00	07-03-2011	81,267.72
* HARDAWAY, ANNETTE	CURTIS	08-01-2011	30.49	07-01-2011	47,853.60
* HARDIMAN, VERDINA	MCKAY	08-01-2011	33.93	07-03-2011	62,785.44
* HARMON, LINDA GATES	BANNEKER	08-01-2011	33.28	07-03-2011	55,147.32
* HARRIS, CALVIN LAMAR					
PENN		08-01-2011	35.38	07-03-2011	59,025.60
* HART, YVONNE GARNETT	KOZMINSKI COM ACA	08-01-2011	26.12	07-03-2011	44,433.48
* HAWKINS, KATHLEEN ELIZABETH	LAVIZZO ELEMENTAR	08-01-2011	34.84	07-03-2011	53,049.60
* HEATH, DEBORAH CHRISTINE	FERNWOOD	08-01-2011	39.71	07-03-2011	101,943.60
* HELMS, ARDELLA R	BRADWELL	08-01-2011	14.41	07-01-2011	21,949.56
* HERRAN, MIGUEL R					
BURR		08-01-2011	35.18	07-01-2011	58,713.96
* HERRHOLZ, ROSE MARIE	MORRILL	08-01-2011	19.73	07-03-2011	34,210.68
* HIEU, NGUYEN-TRUNG	CLEMENTE ACH ACAD	08-01-2011	35.05	07-03-2011	86,669.88
* HILL, EDITH NAYDINE	MORRILL	08-01-2011	36.61	07-03-2011	57,537.96
* HOSKINS, WILLIE EARL	LAS CASAS OCC H S	08-01-2011	21.29	07-01-2011	35,892.00

* Denotes preliminary pension

* HUNT, DEARIACW EDUC GENERAL.....	08-01-2011	32.77	07-02-2011	48,819.60
* HURLEY, RONALDMADERO MIDDLE.....	08-01-2011	23.83	07-03-2011	35,750.52
* INGRAM, LAWRENCERYDER.....	08-01-2011	38.11	07-03-2011	63,802.68
* JACOBSON, INEZ KTILL, EMMITT.....	08-01-2011	34.71	07-03-2011	61,095.36
* JAMIESON, ROBERT DSUB TEACHER POSTAL.....	08-01-2011	9.38	07-01-2011	4,756.08
* JEFFERSON, ODESSADENEEN.....	08-01-2011	23.17	07-03-2011	33,654.36
* JENKINS, DANIEL EVERETTCHICAGO VOCATIONA.....	08-01-2011	40.57	07-01-2011	57,538.08
* JENKINS, YVONNE CELESTEOSS CLUSTER FIVE.....	08-01-2011	15.25	07-18-2011	19,199.52
* JOHNSON, FRANCINE					
ELIZABETH JEANCW EDUC GENERAL.....	08-01-2011	24.05	07-03-2011	30,396.96
* JOHNSON, PATRICIA APOWELL.....	08-01-2011	33.25	07-03-2011	61,663.68
* JOHNSON, ROSETTA THERZL.....	08-01-2011	42.31	07-03-2011	61,594.92
* JOHNSON, SUSAN EVELYNMANN.....	08-01-2011	32.81	07-03-2011	40,036.44
* JOHNSON-WHITEHEAD, LINDA DIANNEKELLY H S.....	08-01-2011	28.21	07-01-2011	47,618.88
* JONES, CAROLYN JEANCOOK.....	08-01-2011	22.08	07-03-2011	39,427.20
* JONES, JEANNINE ASHLEYHEROES ACADEMIC.....	08-01-2011	34.63	07-03-2011	73,518.84
* JONES, JOHN ALBERTCUFFE.....	08-01-2011	20.54	07-03-2011	62,006.52
JONES, LENNIE BASSALAN LOCKE 21ST CENTY.....	08-01-2011	21.77	07-01-2011	77,717.88
* JONES, YVONNE ELAINEDRAKE.....	08-01-2011	38.35	07-03-2011	97,529.16
* KELLY-COTTLE, MARY ELSACHICAGO VOCATIONA.....	08-01-2011	28.71	07-01-2011	47,250.60
* KENT, SIMON RICHARDCW EDUC GENERAL.....	08-01-2011	20.29	07-01-2011	11,596.32
* LAKE-MINOR, SHANNA ANGELAHUGHES L.....	08-01-2011	21.35	07-01-2011	27,895.80
* LEBOY, MARILYN VICKYEBINGER.....	08-01-2011	34.87	07-03-2011	104,689.68
* LEWIS, DEBORAH ALLIDAWEST PULLMAN.....	08-01-2011	37.89	07-03-2011	64,346.64
* LURKS, PATRICIA MEDLINPICCOLO ELEMENTAR.....	08-01-2011	33.36	07-03-2011	45,571.32
* LUTGEN, CAROLYN AARMSTRONG G.....	08-01-2011	41.26	07-01-2011	61,314.00
MADGETT, PAMELA DOBBINSDUMAS.....	08-01-2011	11.56	06-09-2011	21,185.88
* MARTIN, JANET ELLENCASALS PABLO.....	08-01-2011	27.03	07-03-2011	48,392.52
* MARTIN, KAREN EVENORTHSIDE CENTER.....	08-01-2011	34.70	07-03-2011	82,866.24
* MARTINEZ ESTKA, ANA SAVONDALE.....	08-01-2011	38.81	07-03-2011	106,289.28
* MASON, AMELIA PATRICIAGRAHAM TRAINING C.....	08-01-2011	36.60	07-03-2011	96,048.12
* MASSIE-PETERSON, TERESA LOUISEJEFFERSON N.....	08-01-2011	9.12	07-21-2011	13,668.12
* MATTHEWS, JOHN THOMASEDWARDS.....	08-01-2011	26.95	07-03-2011	45,131.04
* MAYS, PRECIOUS JANETTECW EDUC GENERAL.....	08-01-2011	20.23	07-01-2011	31,889.52
* MCAFEE, VANESSA JOYCEMILTON BRUNSON.....	08-01-2011	39.03	07-03-2011	64,383.36
* MCCLELLAN, WILLIAM BRADDANOFFICE OF FINE ARTS.....	08-01-2011	35.87	07-03-2011	69,999.12
* MCCLENDON, DARLENE ELIZABETHNORTHSIDE CENTER.....	08-01-2011	42.28	07-03-2011	108,105.72
* MCCLURE, JULIA WMIRELES.....	08-01-2011	9.14	07-01-2011	12,475.20
* MCDONALD, CHRISTINE ELEANORPIRIE.....	08-01-2011	29.35	07-03-2011	51,544.68
* MCGAUGHEY-JONES,					
CYNTHIA YVONNERYDER.....	08-01-2011	34.89	07-03-2011	63,325.20
* MELADY, MARY ATAFT H S.....	08-01-2011	8.24	07-01-2011	11,642.88

* Denotes preliminary pension

* MEYER, MARGARET THERESA	LEE	08-01-2011	30.84	07-03-2011	54,313.80
* MIKITA, OLGA	LYON	08-01-2011	12.72	07-01-2011	18,604.44
* MILLER, WILLIAM LEE	GWENDOLYN BROOKS	08-01-2011	24.17	07-03-2011	61,371.48
* MILLS, CYNTHIA LAWSON	BARNARD	08-01-2011	38.13	07-03-2011	57,997.68
* MINNIEFIELD, DORIS JEAN	MILTON BRUNSON	08-01-2011	32.45	07-03-2011	60,722.64
* MITCHELL, QUEEN E	TILDEN H S	08-01-2011	30.76	07-01-2011	51,888.36
* MOORE, LAVERNE BONNIE	PICCOLO ELEMENTAR	08-01-2011	34.49	07-03-2011	49,512.24
* MOORE, WILLIE ROSEMON	HEARST	08-01-2011	25.89	07-03-2011	45,491.16
* MUNDELL, JOAN MARIE	STEVENSON	08-01-2011	37.95	07-03-2011	80,804.52
* MURPHY, RUBY	CITY WIDE LITERACY	08-01-2011	26.62	07-01-2011	38,120.76
* MURRAY, LINDA GRAY	HYDE PARK ACAD H	08-01-2011	38.59	07-03-2011	91,707.96
* NAKAMURA, JOYCE	STONE ACAD	08-01-2011	35.06	07-03-2011	99,115.80
* NATHAN, GRETA L	HEFFERAN	08-01-2011	37.68	07-03-2011	60,410.52
* NAVAS DATELLE, MARIA A	SUB TEACHER POSTAL	08-01-2011	12.56	08-17-2010	16,192.32
* NEGRON, NOEMI	DAVIS	08-01-2011	33.76	07-01-2011	55,289.04
* NELSON, LOIS	EARLE	08-01-2011	39.83	07-03-2011	62,837.28
* NEMON, CHARLES LEWIS	HUBBARD H S	08-01-2011	21.77	07-01-2011	39,744.72
* NIELSEN, KATHERINE MARY	GUNSAULUS ACADEMY	08-01-2011	33.01	07-01-2011	54,701.88
* NILSON, KATHRYN MARY	DIRKSEN	08-01-2011	33.89	07-03-2011	56,241.48
* NOWAK, MARCIA E	CW SPEC SVCS SUP	08-01-2011	38.03	07-03-2011	69,834.48
* O'BANNON, LYNDA CAROL	DUBOIS	08-01-2011	35.21	07-03-2011	59,421.48
* OMALLEY, MARY ELEANOR	BEASLEY ACAD MAG	08-01-2011	47.31	07-03-2011	91,942.32
* ONUMAH, KENNETH BROOKMAN	KOZMINSKI COM ACA	08-01-2011	16.79	07-03-2011	27,193.44
* ORELOVE, RENEE LYNN	NORTHWEST MIDDLE	08-01-2011	20.22	07-01-2011	29,150.64
* ORLOWEK, SHARON A	CTU	08-01-2011	34.97	07-03-2011	97,401.24
* OSER, PATRICIA ANNE	LOCKE	08-01-2011	10.06	07-01-2011	17,232.84
* OWENS, EVELYN	CW SPEC SVCS SUP	08-01-2011	18.36	07-03-2011	27,645.24
* PAINTER, ALICE LORRAINE	OFFICE OF AREA IN	08-01-2011	29.96	07-03-2011	77,883.00
* PALES, ROBERT JOHN	HENSON	08-01-2011	40.26	07-03-2011	110,440.44
* PARKER, HOLLY JANINE	CITY WIDE LITERACY	08-01-2011	35.96	07-03-2011	62,911.44
* PASCUAL, SUSANA MARIA	TONTI	08-01-2011	13.04	07-03-2011	21,796.20
* PERRY, CAROL YVONNE	ATTUCKS	08-01-2011	40.48	07-03-2011	79,891.20
* PETERMAN, CAROLANNE SAWICA	KENNEDY H S	08-01-2011	36.58	07-01-2011	58,876.08
* PHILBIN, DENISE	NIGHTINGALE	08-01-2011	34.36	07-03-2011	75,296.76
* PIERCE, FRANKIE	POWELL	08-01-2011	15.58	07-03-2011	21,686.64
* PINO, DAVID	MCAULIFFE	08-01-2011	35.10	07-03-2011	109,050.84
* POLLARD, OTTO CARL	BEASLEY ACAD MAG	08-01-2011	25.60	07-01-2011	33,915.72
* RAYBORN, LILLIE MAE	SHOOP	08-01-2011	26.81	07-03-2011	48,055.32
* REED, LINDA	DENEEN	08-01-2011	27.10	07-03-2011	45,051.00
* RESENDIZ, MARIA R	HURLEY	08-01-2011	35.68	07-03-2011	56,682.24

* Denotes preliminary pension

* RILEY, JR., JAMES W.	CTU	08-01-2011	18.16	07-03-2011	53,593.68
* RIVERA, RAYMOND C.	O'TOOLE	08-01-2011	18.76	07-01-2011	29,958.36
* RIVERA, VIRGINIA S.	MCCORMICK	08-01-2011	35.45	07-03-2011	115,299.96
* ROBINSON, THOMAS JUDE	YOUNG	08-01-2011	35.34	07-03-2011	89,592.00
* ROBLES, IVETTE	LYON	08-01-2011	37.61	07-03-2011	113,050.08
* RODRIGUEZ, MARIA ALICIA	LIBRARIES AND INFO	08-01-2011	35.43	07-03-2011	74,715.36
* ROHAN, DANIEL WILLIAM	LINNE	08-01-2011	39.63	07-03-2011	100,103.64
* ROMANOWSKI, DONNA MARIE	KOHN	08-01-2011	22.26	07-03-2011	41,941.44
* RUFFIN, DEBRA ANN	DUBOIS	08-01-2011	31.45	07-03-2011	52,961.76
* RUFFIN, STEPHANIE DENISE	METCALFE COMM ACA	08-01-2011	38.58	07-03-2011	61,067.40
* RYAN, MARGARET ANN	HIGGINS COMM ACAD	08-01-2011	34.04	07-03-2011	58,000.44
* SAGODIC KOWALSKI, KAREN MARIE	STEVENSON	08-01-2011	35.52	07-03-2011	94,098.60
* SALINAS, LINDA NELLY	HAMMOND	08-01-2011	33.51	07-03-2011	87,264.72
* SAXINE, JOHN THOMAS	DIRKSEN	08-01-2011	34.25	07-03-2011	61,084.44
SAY, CHRISTIA D.	SUB POSTAL SERVICE	08-01-2011	10.34	07-22-2011	13,360.56
* SCHNEIDERMAN, RENEE SUE	AREA INST OFFICE	08-01-2011	32.73	07-03-2011	84,551.52
* SCOTT, VINITA ROMAN	BURR	08-01-2011	35.28	07-03-2011	104,688.24
* SEDIVEC, JAMES M.	TAFT H S	08-01-2011	19.03	07-01-2011	34,749.36
* SHAW, LUCILLE T.	CHICAGO AGR H S	08-01-2011	31.13	07-03-2011	80,370.24
* SIDES, JULIANNE MARY	HERBERT	08-01-2011	16.85	07-03-2011	28,672.44
* SLAUGHTER, CHARLES L	CALDWELL	08-01-2011	21.79	07-03-2011	65,197.56
* SLAVIN, NANCY S.	HUMAN RESOURCES	08-01-2011	25.52	07-03-2011	75,598.20
* SMITH, BETTY JEAN	HEALY ANNEX	08-01-2011	29.89	07-03-2011	43,417.68
* SMITH, YVONNE MARIE	CARROLL	08-01-2011	34.03	07-03-2011	63,394.92
* SPANN, IRANELL	TILTON	08-01-2011	33.54	07-01-2011	50,087.04
* SPAULDING, LAWRENCE	CW EDUC GENERAL	08-01-2011	16.53	07-01-2011	29,829.60
* SPENCER, SUSAN COZETTA	HERZL CPC	08-01-2011	30.70	07-03-2011	54,315.84
* SPRAGGINS, DORIS JEAN	HENSON	08-01-2011	35.89	07-03-2011	84,861.00
* STARKS, DOROTHY	PHILLIPS ACAD	08-01-2011	42.51	07-01-2011	59,785.56
* STARKUS, DEBORAH	REINBERG	08-01-2011	36.08	07-03-2011	83,862.24
* STEED, DORIS GARVEY	CW SPEC SVCS SUP	08-01-2011	36.13	07-03-2011	67,063.32
* STURTEVANT, JOHN ROBERT	SPECIAL SVCS ADMI	08-01-2011	34.23	07-03-2011	78,718.56
* SULLIVAN, MARGARET LYNN	MCKAY	08-01-2011	20.36	07-03-2011	34,278.72
* TEAGUE, ELBERT	BEIDLER	08-01-2011	41.31	07-03-2011	88,952.64
* THANOS, BERNADINE MARIE	MCKAY	08-01-2011	17.52	07-03-2011	30,479.16
* THERVIL, LUCILLE	WASHINGTON H S	08-01-2011	11.77	07-01-2011	17,602.44
* THOMAS, LARRY DARNELL	HIRSCH METRO H S	08-01-2011	21.63	07-03-2011	46,374.96
* THOMPSON, GLENDA JEAN	MCCUTCHEON	08-01-2011	38.36	07-01-2011	68,641.80
* THOMPSON, IDA MAE	WEBSTER	08-01-2011	36.75	07-03-2011	58,000.44
* TITTLE, ALICE MARIE	DAWES	08-01-2011	38.38	07-03-2011	97,582.56

* Denotes preliminary pension

* TODTLEBEN, ANN JEANETTE	MARSHALL MIDDLE	08-01-2011	14.30	07-01-2011	20,064.60
* TRAHEY, DAVID FRANCIS	KENNEDY H S	08-01-2011	24.09	07-01-2011	42,441.24
* UTSUNOMIYA, CAROL ANN	CW EDUCATION	08-01-2011	20.47	07-01-2011	46,241.88
* VACCAREZZA, GLADYS ARGENTINA	BLAINE	08-01-2011	36.36	07-03-2011	112,831.08
* VALENTE, SHARON ELIZABETH	LIONEL HAMPTON	08-01-2011	23.39	07-03-2011	41,156.04
* VOLK, KATHERINE A	INSTR DES & ASSESS	08-01-2011	34.80	07-31-2011	114,938.28
* WALTON, JANET THOMPSON	CW SPEC SVCS SUP	08-01-2011	44.21	07-03-2011	76,066.44
* WARNER, PAULA	GUGGENHEIM	08-01-2011	24.32	11-21-2010	27,663.72
* WASHINGTON-JOHNSON, JANICE ROCHELLE	NOT APPLICABLE	08-01-2011	27.50	07-03-2011	49,854.60
* WATSON, PATRICIA P	SHOESMITH	08-01-2011	23.44	07-03-2011	63,969.12
* WEAVER, BENJAMIN EARL	ROBESON H S	08-01-2011	16.08	07-15-2011	28,446.84
* WEAVER, DARLENE BRENDA	HURLEY	08-01-2011	36.93	07-01-2011	63,302.64
* WEAVER, DELLA M	JACKSON MAHALIA	08-01-2011	38.64	07-03-2011	66,644.16
* WEEMS, ANTOINETTE DIANE	CROWN COMM ACAD	08-01-2011	25.61	07-03-2011	44,909.04
* WEEMS, JOYCELYN LEVON	CURTIS	08-01-2011	21.81	07-01-2011	36,441.36
* WELLS, PATRICIA ELAINE	CW EDUC GENERAL	08-01-2011	33.97	07-03-2011	49,512.24
* WHEELER, JACQUELINE CLIFFERTINE	RYDER	08-01-2011	35.34	07-03-2011	65,757.60
* WIGGINS, ODESSA	REVERE	08-01-2011	35.21	07-03-2011	49,512.24
* WILCHER, SHARON RENEE	WARD	08-01-2011	33.31	07-03-2011	105,215.04
* WILKIN, ROBERT JOSEPH	TRUMBULL	08-01-2011	39.83	07-03-2011	111,882.24
WILKINS, ROSE M	FORMER TEACHER	08-01-2011	15.80	07-02-2011	11,764.32
* WILLABY, JANNIS	CW SPEC SVC IN/A	08-01-2011	36.40	07-03-2011	69,466.20
* WILLIAMS, ROSALYN	HEFFERAN	08-01-2011	37.47	07-03-2011	59,276.28
* WILLIAMS, SHEILA GREEN	CARNEGIE	08-01-2011	16.77	07-01-2011	29,295.24
* WILLIAMSON, ARLIVIA ANNETTE	CHALMERS	08-01-2011	37.27	07-03-2011	59,276.28
* WILSON, DOREEN E	BYRNE	08-01-2011	34.06	07-03-2011	88,377.72
* WISER, ROBERT E	CW EDUC GENERAL	08-01-2011	11.85	07-01-2011	7,466.64
* WLEH, CHERYLL	CUFFE	08-01-2011	36.93	07-03-2011	56,805.96
WOODSON, GLORIA	ALAN LOCKE 21ST CEN	08-01-2011	43.73	07-01-2011	100,580.76
* WOODSON, ZELMA LEE	JENNER	08-01-2011	34.59	07-03-2011	107,946.36
* WOOTEN, MARGARET ELLEN	SULLIVAN H S	08-01-2011	20.25	07-01-2011	36,207.12
* WRIGHT, DIANN	HAINES	08-01-2011	34.23	07-03-2011	104,511.84
* YANKU, CYNTHIA ANN	CW SPEC SVC IN/A	08-01-2011	34.18	07-01-2011	56,041.44
* YOCUM, GAIL ARLENE	AREA INST OFFICE	08-01-2011	37.71	07-03-2011	69,522.96
* YOUNG, CAROL E	MARQUETTE, JAMES	08-01-2011	25.05	07-01-2011	43,057.80
* YOUNG, WANDA JACKSON	NORTHSIDE CENTER	08-01-2011	37.07	07-01-2011	73,021.56
* ZACCAGNINI, NATALIE C	DAVIS	08-01-2011	22.48	07-01-2011	36,992.04
* ZENDEJAS, DIANE HERNANDEZ	LANG & CULTURAL E	08-01-2011	36.34	07-03-2011	116,699.76
Count of Pensions: 248					
	Total Pensions:				14,595,166.32
	Average Pension:				58,851.48
	Average Service Years:				29.74

* Denotes preliminary pension

Service Retirement Pensions Finalized

08/01/2011 through 08/31/2011

Name of Member	School or Final Status	1st Check Date	Years of Service	Effective Date	Annual Pension
ADAMS, MAURICE	NICHOLSON	07-01-2008	34.17	07-2011	54,009.48
ARIZA, ANA S	CW EDUC GENERAL	01-04-2010	6.45	08-2011	5,020.44
BAILEY, SHELLY ANN	CW EDUC GENERAL	09-01-2010	20.06	08-2011	42,933.72
BOLEY, DAVID CRAIG	CW SPEC SVCS SUP	08-01-2009	35.28	08-2011	70,611.60
BOYD, ANN M	CW EDUC GENERAL	11-02-2009	9.41	08-2011	10,412.40
BOYD, CHARLOTTE ANTOINETTE	AREA INS OFFICE 2	09-01-2010	28.49	08-2011	57,873.36
BRADFORD, THESSALONIANS	MIRELES	07-01-2010	37.00	07-2011	64,606.20
BRIDGE, ANITA LOUISA	CW EDUC GENERAL	12-01-2010	24.79	07-2011	39,384.60
BROOKS, CHERYLL ANN	CURIE METRO H S	07-01-2010	33.61	07-2011	70,865.88
BROWN, JUNE GLORIA	CW EARLY CHILDHO	08-02-2010	34.60	07-2011	68,387.64
COOKSEY, FREDDIE M	TILDEN H S	03-02-2009	33.47	07-2011	45,348.12
COOPER, PATRICIA DIANE	BUDLONG	07-01-2009	34.40	07-2011	55,433.52
COPE-HOUSEWORTH, CONNIE SUE	DAVIS	07-02-2007	28.70	07-2011	43,364.52
CORTEZ, NORMA IRIS	HEARST	09-01-2010	33.98	08-2011	100,606.20
CRITE, EMMA JANE	CALHOUN NORTH	08-02-2010	39.90	07-2011	59,675.64
DAIRYKO, MARY ELLEN	MATH AND SCIENCE	08-01-2008	34.53	08-2011	78,344.40
DILLANADO, NADINE D N	MAYO	02-01-2011	38.98	08-2011	97,915.92
DONOHUE, YVONNE ROSE	CW EDUC GENERAL	12-01-2009	39.18	07-2011	67,992.36
ESPOSITO, JOHN ANDREW	KENNEDY H S	04-01-2009	35.53	07-2011	46,251.96
FREDERICK-STADEKER, RUBY	PARKER CPC	04-01-2010	39.22	08-2011	60,932.76
GADDIS, ANNE L	WHEATLEY CPC	07-01-2010	30.53	07-2011	59,090.28
GAITHER, ROBERT LEE	HENSON	09-01-2010	33.95	07-2011	58,015.32
GALES, CAMILLE Y	COLES	08-02-2010	42.14	08-2011	66,711.96
GOLDSTEIN, CARY STEVEN	CW SPEC SVCS SUP	07-01-2010	35.13	08-2011	65,303.52
GOMEZ, PAUL FREDERICK	FOREMAN H S	07-01-2010	29.58	07-2011	50,536.56

GUSTAFSON, LYNDA G	SCHOOL OF TECH	05-02-2011	7.75	08-2011	11,330.76
HADNOT, RUTH ANN	CHGO MILITARY ACA	07-01-2008	34.37	08-2011	55,931.16
HARRIS, ANDREA JOAN	CW EDUC GENERAL	07-01-2010	31.66	08-2011	48,127.32
HICKS, CORA	CITY WIDE LITERACY	01-04-2010	14.55	07-2011	19,646.76
JACOBS, KATHY ELAINE	PRESCOTT	02-01-2010	37.73	07-2011	61,057.56
JAMES, JEWEL CHRISTINE	MELODY	01-03-2011	28.30	07-2011	45,499.68
JOHNSON, THERESE DIANE	AREA INS OFFICE 2	08-02-2010	36.29	07-2011	98,718.36
KOSHY, GRACE NINAN	CW EDUC GENERAL	04-01-2010	32.69	07-2011	59,150.76
KULBEDA, SHARON JEAN	CW SPEC SVCS SUP	11-02-2009	33.97	08-2011	58,873.68
LEONARD, KRISTINE KAY	DAVIS	02-01-2011	37.80	07-2011	63,657.36
LILLIG, JOHN COLEMAN	CW EDUC GENERAL	10-01-2010	41.61	07-2011	73,298.16
MAIZE, BESSIE MIRIAM	TANNER	07-02-2007	35.41	08-2011	55,580.64
MISHLOVE, ROBERT S	ACAD. OF COMM & TECH	2-01-2011	11.17	07-2011	18,116.40
MURPHY, DON JUAN	WEBSTER	08-01-2010	15.11	08-2011	22,558.08
NODULMAN, BARRY ALAN	STEWART	02-01-2011	36.76	07-2011	63,127.56
OLIVO, VINCENT JOSEPH	CW EDUC GENERAL	07-01-2010	25.65	07-2011	49,804.08
OWENS, IVA L	BROWNELL	10-01-2006	25.70	08-2011	19,219.08
PAMON, DONCELLA	STAGG	09-04-2007	34.37	07-2011	75,894.24
PHILLIPS, ROBERT TYRONE	ROSS	07-01-2010	29.58	08-2011	55,104.12
SAULS, DIANNE	C B YORK ALT HS	09-01-2009	34.91	07-2011	69,289.08
SCOTT, SHIRLEY ANN	FARADAY	08-02-2010	24.88	08-2011	57,599.16
SIMPSON, MICKEL P	LAWRENCE	12-01-2009	25.19	07-2011	36,369.12
SMITH, BRENDA YVONNE	BANNEKER	08-02-2010	34.36	07-2011	66,936.84
SMYSZNIUK, OLYA M	NORTH-GRAND H.S.	01-03-2011	24.53	08-2011	41,000.16
SPECIALE, MICHAEL	SMYTH	07-01-2008	25.45	07-2011	41,727.48
TERRY, ALYCIA MARIE	COOK	07-01-2010	38.02	08-2011	62,503.92
TUCCI, JOSEPH ANTHONY	FOREMAN H S	08-02-2010	37.95	07-2011	56,108.64
WILKINS, ROSE M	FORMER TEACHER	08-01-2011	15.80	07-2011	11,764.32
WIMBERLY, NANCY	HARLAN COMM ACAD	10-01-2010	36.18	07-2011	60,946.08

Count of Service Retirement Pensions: 54

Total Service Retirement Pensions: 2,898,568.92

Average Pension: 53,677.20

Average Service Years: 30.38

Service Retirement Pensions Finalized
Fiscal Years 2008 through 2011

Name of Member	School or Final Status	Ist Check Date	Years of Service	Effective Date	Annual Pension
ABBEYEA, LOUISE M	CW SPEC SVC IN/A	08-02-2010	32.89	04-2011	64,998.96
ABDUL AHAD, NAJMAH	SCHURZ H S	08-02-2010	34.76	06-2011	98,489.04
ABDUL HAMEED, CURTIS	CW EDUC GENERAL	04-01-2009	9.85	01-2010	3,818.76
ABDULLAH, TASLEEM R	SUB TEACHER POSTAL	07-02-2007	8.40	01-2008	4,119.48
ABRAJAN, MARIA ANGELES	NEW FIELD SCHOOL	07-01-2010	20.18	12-2010	36,330.24
ABRAMS, ADAIR QUINCY	MASON	07-02-2007	28.46	04-2008	45,308.64
ABULARACH, GLORIA NANCY	SANDOVAL SCHOOL	07-01-2010	33.22	11-2010	65,366.04
ACABA, JOSE ANTONIO	ANDERSEN COMM ACA	09-01-2010	28.68	04-2011	35,041.08
ACEVEDO, ALICIA	ANDERSEN COMM ACA	11-02-2009	28.60	02-2010	35,643.12
ACEVEDO, ILIA E	DARWIN	07-01-2010	34.88	12-2010	63,483.00
ACEVEDO, LOUIS RAUL	CURIE METRO H S	07-02-2007	33.66	05-2008	54,213.72
ACEVEDO, VITERBO ENRIGUE	STEWART	03-01-2011	25.25	06-2011	44,554.32
ACIERTO, SYLVIA M	CW LANG & CULTUR	08-02-2010	37.50	12-2010	85,901.40
ACKER, JOYCE MARIE	CW EARLY CHILDHO	08-01-2008	34.26	05-2011	65,051.16
ACOFF, MARY	ROGERS	07-01-2010	32.29	12-2010	58,073.64
ADAMEK, JOSEPH MICHAEL	BEASLEY ACAD MAG	07-02-2007	37.77	11-2008	57,696.60
ADAMS, EDRIS	MARSHALL METRO H	07-01-2010	37.31	10-2010	64,684.80
ADAMS, GWENDOLYN MARY	ROGERS	07-01-2008	35.67	09-2009	53,569.68
ADAMS, HENRY	CW EDUC GENERAL	07-01-2007	28.18	07-2008	42,015.24
ADAMS, JUDY A	SHOOP	06-01-2007	34.84	01-2008	93,065.88
ADAMS, MARJORIE RUBY	CITY WIDE LITERACY	07-02-2007	32.60	06-2008	60,543.84
ADAMS, MELVINA L	CITY WIDE LITERACY	08-02-2010	37.50	11-2010	74,497.44
ADAMS, MYRNA R	EBERHART	07-02-2007	40.42	04-2008	51,970.20
ADEBOJE, MOFOLORUNSO ADEYANJU	ROBESON H S	10-01-2009	20.28	02-2010	28,141.92
ADENIJI, OLUFEMI	CW EDUC GENERAL	02-01-2010	21.65	02-2011	59,079.72
ADKINS, PATRICIA ANNE	CW EDUC GENERAL	08-02-2010	27.12	04-2011	41,050.56
AGATE, MARY LYNN	HENSON	07-02-2007	34.76	04-2008	57,645.12
AGINS, DERRICK RENARD	BOND	07-01-2008	33.90	04-2010	51,277.68
AGUILAR, CARMEN GLORIA	OROZCO ACADEMY	07-01-2010	17.00	10-2010	29,898.48
AGUSTO, ELAINE PAULINE	LAS CASAS OCC H S	07-01-2010	26.93	11-2010	49,205.40
AHERN, JANET ANN	TWAIN	07-02-2007	34.99	04-2008	57,643.20
AHERN, MARY MARGARET	EBERHART	09-01-2010	27.85	03-2011	52,916.76
AHUJA, VIJAY KUMARI	ARMSTRONG G	08-03-2009	27.87	06-2010	43,951.80
AKIN, KATHRYN A	JEFFERSON N	08-02-2010	48.55	05-2011	73,093.68
AKRIDGE, JOYCE J	O'KEEFFE	09-04-2007	37.42	05-2008	49,512.36

ALBOYD, AUGUSTINE PATRICIA.....	THORP J N	07-01-2008	20.47	10-2009	30,884.64
ALESIA, CAROL MARIE	LIBBY	07-02-2007	35.24	04-2008	57,696.60
ALEXAKOS, MARTHA LEE	SCH & COMM RELS.....	08-01-2007	21.66	06-2008	44,773.20
ALEXANDER, JACQUELINE	METCALFE COMM ACA	06-01-2006	32.51	09-2007	42,006.84
ALEXANDER, UTE SCHIRIN	BURR	07-02-2007	34.69	06-2008	51,417.60
ALFORD, YVONNE ROSE.....	VON HUMBOLDT.....	07-01-2009	36.74	11-2009	61,862.28
ALI, BAHEEJAH	CW EDUC GENERAL.....	11-03-2008	17.20	03-2010	10,111.44
ALISSANDRATOS, RENNA C	KENWOOD ACAD H S	07-02-2007	29.59	08-2008	55,873.44
ALLEN, DORA LEE	LOCKE	08-01-2007	13.32	09-2008	17,487.36
ALLEN, EDWINA MARIE	WESTCOTT	08-02-2010	35.32	02-2011	62,455.44
ALLEN, FRANA LINA.....	SKINNER	07-02-2007	36.43	12-2008	57,701.40
ALLEN, GLADYS KATHERINE	ESMOND	07-01-2010	34.45	05-2011	63,731.04
ALLEN-MONTGOMERY, SHERRI LYNN	SULLIVAN SPECIALT	07-01-2008	21.03	04-2010	34,041.96
ALLEY, KIRSTEN ADELE	FARRAGUT CAREER A	07-01-2010	35.43	11-2010	62,212.92
ALLMAN, BRUCE MARTIN	CHAPPELL	08-01-2007	34.98	07-2008	90,883.44
ALLOCCO, BARBARA	STEINMETZ A C	07-01-2009	21.13	11-2009	38,595.84
ALLOCCO, FRANK	PALMER	08-01-2007	39.87	07-2008	102,324.00
ALTMAN, MICHAEL L	STEINMETZ A C	07-02-2007	39.13	07-2008	51,509.40
ALVARADO, DOLORES HELEN.....	LINNE	08-02-2010	23.00	06-2011	35,959.80
ALVAREZ, ALEJANDRA	ROOSEVELT H S	08-01-2010	34.16	11-2010	117,189.96
ALVAREZ, HAYDEE	GREELEY	08-01-2007	33.18	11-2008	88,445.40
ALVAREZ, LUIS ALBERTO	CHICAGO AGR H S	07-01-2009	23.49	11-2009	38,330.64
ALZAMORA, CARLOS MARIO	SABIN MAGNET	07-01-2010	19.50	11-2010	33,332.28
AMEGATCHER, SADIE MAE	SOUTH CHICAGO COM	07-01-2009	26.01	11-2009	45,323.88
ANAST, SANDY MARY	CLARK G R	08-01-2007	35.31	07-2008	101,082.36
ANDALINA, JOYCE ANN	LOWELL.....	07-01-2009	35.02	11-2009	57,692.40
ANDERSON, ANTHONY B	FAIRFIELD ACADEMY	11-01-2010	33.98	12-2010	73,607.52
ANDERSON, BETTY ANN.....	WACKER	07-01-2008	35.32	10-2009	56,431.08
ANDERSON, CYNTHIA J	CARVER MILITARY	07-01-2009	34.24	04-2010	59,229.12
ANDERSON, GWEN DORA	YOUNG	07-01-2008	34.83	09-2009	52,367.64
ANDERSON, JACQUELINE DELORES	SCHOOLS & REGIONS	08-01-2007	36.79	07-2008	104,920.08
ANDERSON, MICHAEL HOWARD	CRANE TECH H S	01-03-2011	38.22	05-2011	58,808.88
ANDERSON, PATRICIA ANN.....	KENNEDY H S	07-01-2008	36.68	09-2009	59,472.60
ANDERSON, PATRICIA ANN.....	DYETT HIGH SCHOOL	09-01-2010	11.00	11-2010	17,893.32
ANDERSON, RUDOLPH VALENTINO	OFFICE OF AREA IN	08-02-2010	33.98	10-2010	88,488.60
ANGELO, ROSEMARY THERESA	CW EDUC GENERAL.....	02-02-2009	28.62	11-2009	44,158.44
ANNUNZIO, KATHLEEN A	MOOS	07-01-2009	33.95	11-2009	58,082.64
ANOMA, SAMUEL AGBOOLA	JULIAN H S	08-02-2010	25.85	12-2010	45,869.28
ANTONIADIS, VERA JAGMINAS	TRUMBULL.....	07-01-2010	18.40	11-2010	34,859.16
ANTWI-BARFI, SHIRLEY	JENSEN SCHOLA ACA	08-01-2007	39.34	10-2008	101,346.00

ANUM, MARCELINE	SCAMMON	07-01-2008	24.81	04-2010	41,570.28
APONTE, LINDA E	BARRY	07-02-2007	22.23	04-2008	36,867.96
ARACKAL, PETER JOSEPH	SCHURZ H S	07-02-2007	25.66	04-2008	41,703.96
ARAGON, HENRIETTA	SENN METRO ACAD	07-02-2007	34.21	04-2008	57,663.72
ARAKAWA, ROSE	TAFT H S	07-02-2007	35.58	08-2008	56,204.52
ARAUJO, MARIA DIGNA	LAFAYETTE	09-01-2010	13.68	12-2010	21,760.20
ARCENEUX, STACIA AURORE	CW EDUC GENERAL	12-03-2007	13.26	10-2009	18,750.96
ARCHER, LILLIE MAE	WEST PULLMAN	07-01-2009	23.56	11-2010	42,754.92
ARCHER, RUBY LEE	ROBESON H S	07-02-2007	33.97	08-2008	64,374.84
ARCHIBALD, GAIL ARDELY	KENNEDY H S	08-01-2008	37.02	10-2009	73,344.12
AREMU, ADEROUNKE ABIADE	CW EDUC GENERAL	07-02-2007	19.30	07-2008	31,167.48
ARGYRAKIS, CAROLYN JEAN	HAY COMM ACAD	07-02-2007	35.25	08-2008	51,505.08
ARMENDARIZ, SYLVIA M	ASHBURN SCHOOL	10-02-2006	28.80	02-2008	39,058.32
ARMOUR, BARBARA C	KENNEDY H S	07-02-2007	34.22	04-2008	53,779.92
ARNIERI, THOMAS N	SHERMAN	10-01-2006	38.24	11-2007	55,482.00
ARREOLA, ROBERTO	NOBEL	07-01-2010	20.81	02-2011	34,243.56
ARRINGTON, JULIANA ARMINTA	HOLDEN	08-02-2010	34.08	12-2010	87,004.20
ARRINGTON, MARCIA	HARLAN COMM ACAD	07-01-2010	35.86	12-2010	64,766.52
ARROYO, YVONNE	SPRY	08-02-2010	32.32	03-2011	61,332.60
ARTERBERRY JOHNSON, YVONNE	SHOOP	07-01-2008	21.94	09-2009	25,726.32
ARTHUR, JANISE EDVINNA	BROWN	09-01-2010	33.18	02-2011	65,484.96
ARTIS, EMMA JEAN	DE PRIEST	07-01-2010	28.86	10-2010	50,512.08
ARTIS, MATTIE LEE	BROWN ACADEMY	07-02-2007	15.09	05-2008	24,014.76
ARTWOHL, SUSAN L	KIPLING	07-01-2009	36.26	11-2009	58,192.08
ASAJU, BRENDA JOYCE	HUGHES/DAVIS	08-02-2010	38.38	11-2010	60,843.60
ASBERRY, DIANE T	ROBINSON	07-01-2009	35.97	11-2009	55,697.28
ASCHER, MARYBETH P	COONLEY	07-02-2007	40.09	05-2008	56,556.36
ASHFORD, HAYWARD	CW EDUC GENERAL	10-01-2008	13.55	03-2010	8,175.72
ASHMANN, SUSAN	GLADSTONE	07-02-2007	30.98	05-2008	47,185.80
ATANUS, BONITA ELAINE	HAWTHORNE ACAD	07-02-2007	34.53	10-2008	58,032.96
ATKINS, AGNES OPHELIA	CW EDUC GENERAL	12-03-2007	37.43	11-2009	78,993.96
ATKINS, DORIS MARIE	HANSBERRY CPC	07-02-2007	35.69	06-2008	52,134.72
AUSTIN, ELLA R	PROSSER CAREER AC	07-02-2007	37.11	05-2008	63,451.32
AVANZADO, NORA JOSE	LYON	07-01-2010	20.77	10-2010	35,549.28
AVENDANO, SHARON LEE	JAHN	07-02-2007	34.04	08-2008	52,088.64
AVERY, THOMAS REYNARD	AREA INS OFFICE 1	10-01-2009	33.06	02-2010	113,285.28
AVRAM, ANA	CW EDUC GENERAL	07-02-2007	13.78	08-2008	8,132.76
AVROM, JOEL A	CW EDUC GENERAL	04-01-2010	32.68	11-2010	45,200.04
AXELROD, SUSAN ELLEN	CITY WIDE LITERACY	07-02-2007	34.00	06-2008	58,931.64
AYALA, MARCOS	SOUTH CHICAGO COM	08-03-2009	33.96	07-2010	86,373.96

AZCOITIA, CARLOS MANUEL	SPRY	08-01-2007	34.02	10-2008	110,981.52
BACA, DOROTHY ANN	SEXTON A O	07-02-2007	21.15	06-2008	32,722.56
BACKSTROM, DARRYL EUGENE	LANE TECH H S	08-01-2007	33.95	04-2008	51,974.52
BADILLO, LEONIDES MARIO	CW SPEC SVCS SUP	07-01-2007	20.88	09-2008	33,056.64
BAGNOWSKI, GERALD LOUIS	EDGEBROOK	09-01-2007	35.58	11-2008	53,685.72
BAHL, PUSHPA	COLLINS H S	07-02-2007	26.54	06-2008	45,026.64
BAIER, JOHN J	HANCOCK H S	08-01-2007	21.78	10-2008	32,798.04
BAILEY, ANNIE WATT	LINNE	07-01-2010	34.00	01-2011	55,480.56
BAILEY, DIANA	CW SPEC SVC IN/A	08-01-2007	34.14	09-2010	68,820.36
BAILEY, EMMA JULIA	TILTON	07-01-2009	21.42	11-2009	37,289.52
BAILEY, GERALD H	REILLY	07-02-2007	35.85	07-2008	56,141.88
BAILEY, MAMIE L	HUGHES L	07-02-2007	38.69	04-2008	51,509.40
BAILEY, PATRICIA ANN	LAVIZZO ELEMENTAR	07-02-2007	37.14	11-2008	51,923.76
BAINES, KATIE BEATRICE	RANDOLPH ELEMENTAR	07-01-2008	16.97	01-2010	26,114.76
BAINES, MARGO S	AREA INS OFFICE 1	08-01-2007	34.15	07-2008	76,787.04
BAKER, ANTHONY L	CW EDUC GENERAL	10-01-2010	29.44	01-2011	30,203.76
BAKER, LINDA	BURBANK	07-02-2007	33.03	04-2008	49,907.16
BAKOS, DEBORAH E	GUGGENHEIM	07-02-2007	33.34	05-2008	54,809.64
BAKRINS, JOEL HAROLD	ROGERS	04-02-2007	40.14	01-2011	87,726.00
BALACH, NELLIE V	CHIEF EXEC OFFICE	08-02-2010	38.84	12-2010	83,810.28
BALCIUNAS, RIMA ELENA	LEE	07-01-2009	34.16	11-2009	59,436.12
BALDWIN, CAROLYN T	GUGGENHEIM	08-01-2007	36.50	07-2008	88,777.80
BALDWIN, DOLLY MAE	HERZL	07-01-2008	22.37	11-2009	35,834.88
BALDWIN, JUDITH ANN	NASH	07-02-2007	33.96	06-2008	51,974.52
BALDWIN-OLOWOSUKO, ANDREA A	HAYT	09-01-2010	22.99	01-2011	37,845.48
BALL, CYNTHIA ALTEE	HAINES	08-03-2009	36.35	11-2009	55,412.28
BALL, PATRICIA A	CURIE METRO H S	07-01-2008	45.11	10-2009	59,472.60
BALLARD, VICKI LESTER	THORP J N	08-01-2008	33.65	12-2009	50,832.00
BALLENTINE-HALBERT, DELORES J	GUNSAULUS ACADEMY	08-02-2010	34.01	10-2010	61,019.16
BANCES, MIGDALIA	KILMER	07-02-2007	27.21	04-2008	41,110.92
BANKS, DARRELL KIRK	NEAR NO SP ED CTR	08-01-2009	30.88	05-2010	45,570.36
BANKS, JOSHLYN LAVONNE	JENNER	07-02-2007	34.23	05-2008	54,261.00
BANKS, PATRICIA ANN	FAIRFIELD ACADEMY	07-01-2008	9.70	10-2009	14,469.72
BANKS, W C	ROBESON H S	07-01-2008	36.63	10-2009	50,510.40
BARBER, CAROLYN JEAN	CRANE TECH H S	07-02-2007	29.02	08-2008	57,077.40
BARBER, MARTHA J	CW EDUC GENERAL	08-03-2009	23.45	10-2010	16,684.56
BARKER, DAVID GEORGE	CW EDUC GENERAL	04-01-2010	19.53	06-2011	12,264.60
BARNARD, JUDITH	OGDEN	07-02-2007	34.70	06-2008	54,282.60
BARNES, MILDRED CHRISTINE	SEXTON A O	07-01-2010	37.16	12-2010	58,878.72
BARNETTE, DIANE H	HIBBARD	07-01-2010	38.02	12-2010	65,317.32

BARRAZA, ALFREDO	PEIRCE	07-01-2010	35.60	10-2010	58,254.60
BARRERA, CARLOS	MIRELES	08-01-2008	31.98	09-2009	53,628.48
BARRETO, FRANCISCO	NIXON	07-01-2010	37.64	11-2010	63,490.08
BARRETT, DOREEN ELISE	CW EDUC GENERAL	11-02-2009	20.50	08-2010	45,342.60
BARRON, BRENDA AMELIA	CW EDUC GENERAL	08-02-2010	31.89	11-2010	50,316.48
BARRON, CYNTHIA KAY	OFFICE OF AREA IN	08-03-2009	35.30	01-2010	117,267.24
BARRON, KAREN SUE	HEFFERAN	08-02-2010	25.16	02-2011	39,719.40
BARRON, LESLIE R.	CARNEGIE	07-01-2010	51.64	01-2011	65,242.68
BARROW, STEPHANIE	CITY WIDE LITERACY	07-01-2010	37.22	11-2010	63,087.12
BARRY, CATHERINE M.	DORE	07-02-2007	31.30	11-2008	52,973.16
BARRY, RITA DENISE	MORRILL	08-02-2010	32.78	02-2011	62,812.56
BARSHOP, LINDA LOUISE	BRIDGE	07-02-2007	25.77	05-2008	41,009.04
BARTON, MICHELE LYNN	METCALFE COMM ACA	09-01-2010	34.01	11-2010	113,011.56
BARTOSIAK, GAIL ANN	EBERHART	07-02-2007	35.95	07-2010	51,200.16
BARTOSZEK, ANGIE ANIELA	LANG & CULTURAL E	08-01-2007	30.27	07-2008	63,203.52
BASS, ANNIE L	FERGUSON CPC	07-01-2009	18.61	02-2010	31,354.92
BASSETT, DORIS L	CW EDUC GENERAL	02-01-2011	27.70	05-2011	38,196.96
BASSETT, HELEN	CLARK MIDDLE	08-03-2009	34.83	12-2009	61,469.40
BASSO, ROBERT M.	CURIE METRO H S	07-02-2007	40.69	06-2008	65,940.72
BATES, LAVERNE	KEY	08-02-2010	35.60	12-2010	77,722.44
BATES, VERONICA MARIA	KERSHAW	08-03-2009	34.85	01-2010	62,547.96
BATORFALVY, OKSANA CHRISTINE	SCHURZ H S	11-03-2008	19.35	10-2009	31,160.88
BATTLES, ROGER ERSKINS	JULIAN H S	07-02-2007	34.67	04-2008	51,505.08
BATURA, ELENA I.	KINZIE SCHOOL	07-02-2007	34.99	04-2008	51,974.52
BAUMGARTNER, MARY THERESE	WALSH	07-01-2009	35.66	11-2009	60,152.16
BEAN, PAMELA JUNE	SENN METRO ACAD	07-02-2007	34.65	06-2010	56,677.56
BEARDSLEY, MARY PRIBYL	DE PRIEST	07-01-2008	37.80	10-2009	59,472.60
BEATON, NATALIA MARIA	KELLY H S	07-01-2009	26.89	11-2009	42,400.68
BEAUDOIN, RENAUD JAMES	NEWBERRY MAGNET	08-02-2010	38.91	11-2010	107,696.04
BECKHAM, JANICE LINDA	STEINMETZ A C	07-01-2009	38.60	03-2011	54,323.88
BECKMAN, ANNIE ANTONY	STEINMETZ A C	07-02-2007	18.59	04-2008	31,465.32
BEDAR, DELORES LORRAINE	WILLIAMS PREP SCHOOL	08-01-2007	25.56	07-2008	66,668.88
BEDNAR, ROBERT R	TECHNOLOGY SVCS	08-01-2007	34.74	07-2008	71,191.32
BEEMON, MARQUETTA MARIE	OGLESBY	08-01-2008	33.09	11-2009	77,724.72
BEGLEY, LORETTA M.	HS DEVELOPMENT	08-01-2008	38.68	03-2010	78,508.80
BEKOE, ELIZABETH	CLEMENTE COMM ACA	07-01-2010	19.62	11-2010	30,637.56
BEKTO, NERMANA	SWIFT	08-01-2008	10.81	11-2010	13,541.76
BELDA, MARY BETH	DARWIN	11-01-2010	18.47	05-2011	30,235.56
BELL, DIANE LYNN	MORRILL	07-02-2007	31.80	05-2008	50,610.24
BELL, MINETTE CATHERINE	CASALS PABLO	08-01-2007	34.67	09-2008	50,023.80

BELL, VERA RAY	ELLINGTON	07-02-2007	34.74	05-2008	57,696.60
BELL-HOPKINS, SHARON	MORGAN PARK H S	07-02-2007	33.59	06-2008	65,957.76
BELLAMY, KAREN ANN	LIONEL HAMPTON	07-01-2009	33.76	02-2011	56,981.64
BELLAMY, RONALD	CW EDUC GENERAL	12-01-2009	30.27	05-2011	78,373.68
BELLE, HAZEL CHESTNUT	CW SPEC SVCS SUP	07-02-2007	24.61	07-2008	41,647.92
BELMONTE-MANN, FRANCES	CW SPEC SVCS SUP	09-01-2007	34.26	08-2008	65,013.84
BELOW, ERNESTINE	DIRKSEN	07-01-2008	34.01	10-2009	61,428.84
BELT, PATRICIA YVONNE	STOCKTON CPC BR	08-01-2007	32.39	10-2008	52,602.36
BELZ, SUZANNE MARY	NORWOOD PARK	07-02-2007	21.99	05-2008	36,447.12
BENFORD, CYNTHIA MARIA	MATHER H S	07-02-2007	36.62	04-2008	54,265.56
BENFORD, GLORIA	DUMAS	08-01-2008	34.61	10-2009	53,767.32
BENFORD, ROBERT LEE	O'TOOLE	08-01-2007	33.28	04-2008	50,466.00
BENION, OREITHA P	OFFICE OF READING	08-02-2010	36.51	06-2011	85,386.12
BENITEZ, GENARO	MONROE	08-01-2007	32.46	02-2010	82,497.24
BENNETT, JAMIE RUTH	JENNER	07-02-2007	35.30	04-2008	57,645.12
BENNETT, ZULA LUCY	PRITZKER	06-01-2009	33.99	01-2010	57,991.44
BENOIT, LESLIE ANN	TILDEN H S	07-01-2010	28.14	04-2011	41,056.92
BENTON, SAUNDRA LEDORA	HOPE COLLEGE PREP	11-01-2009	23.85	01-2010	41,606.64
BERBIC, HIKA	SWIFT	01-03-2011	13.53	03-2011	20,742.48
BERG, PAUL ARTHUR	CW SPEC SVCS SUP	07-02-2007	33.16	05-2008	50,716.08
BERGER, MYRON MITCHELL	NEAR NO SP ED CTR	08-01-2007	39.44	07-2008	100,140.72
BERGREN, BERNADETTE F	CLEMENTE COMM ACA	07-01-2010	40.03	10-2010	62,212.92
BERNACCHI, FRED J	WHITNEY	07-01-2010	33.98	12-2010	60,582.12
BERNAL, GABRIEL	LLOYD	07-01-2008	15.52	10-2009	25,706.88
BERNARDINI, SYLVIA T	COOPER	12-01-2010	13.55	05-2011	18,622.56
BERNOVER, SUSAN IRENE	HENSON	08-01-2007	22.41	09-2008	35,177.76
BERNSTEIN, ROBERT ARTHUR	CW SPEC SVCS SUP	06-02-2008	23.65	01-2010	38,205.84
BERRIOS, ELSA R	GRAY	07-01-2010	24.73	12-2010	36,113.88
BERROYA, CONSOLACION	STEWART	07-02-2007	36.37	04-2008	51,974.52
BERRY, MELVENA	CW EDUC GENERAL	08-02-2010	9.36	02-2011	8,764.08
BERRY, SHIRLEY ANN	CW EDUC GENERAL	07-01-2010	20.62	10-2010	43,263.00
BERTHA, PATRECE	HENSON	08-02-2010	20.94	04-2011	32,693.52
BEST, YVONNE C	SIMEON CAREER ACA	07-02-2007	38.53	06-2008	59,928.84
BETHEL-BROOKS, DREWDETTE	HYDE PARK ACAD H	07-02-2007	39.84	04-2008	54,261.00
BETTS, JOANN	CW EDUC GENERAL	01-04-2010	6.72	09-2010	9,197.16
BEVERLY, VERNITA ANN	FOSTER PARK	07-02-2007	10.13	08-2008	12,765.12
BIBB JR, IRVIN	JEFFERSON N	10-01-2006	34.00	09-2010	70,080.72
BIBBS, LONA CAROL	WESTINGHOUSE CAR	08-01-2007	36.56	10-2008	110,048.40
BICKHAM, WILLIAM	GUGGENHEIM	07-01-2008	40.00	09-2009	53,502.48
BIESEK, ROBERT	LOCKE	07-02-2007	34.59	06-2008	57,645.12

BIGELOW, ANN MARIE.....	SAWYER.....	08-01-2008	34.18	09-2009	53,767.32
BILES, BILLYE RUTH.....	MASON.....	10-01-2010	20.43	01-2011	33,496.32
BINDER, HOWARD R.....	LAKE VIEW H S.....	08-01-2007	42.13	07-2008	73,274.64
BINDER, SANDRA J.....	SULLIVAN H S.....	07-02-2007	33.99	04-2008	57,696.60
BINFORD, JELAIN DENISE.....	CURIE METRO H S.....	07-02-2007	36.83	08-2008	61,596.72
BINGHAM, ELMA LEE.....	COLLINS H S.....	07-02-2007	36.21	06-2008	60,753.84
BISHOP, GRACE.....	FOREMAN H S.....	07-02-2007	39.83	06-2008	63,067.92
BISHOP, LUCIOUS.....	PULLMAN.....	12-01-2009	8.03	07-2010	10,299.96
BISHOP, MOSEZELL.....	BANNEKER.....	07-02-2007	38.31	08-2008	51,509.40
BJORK, FRANK RICHARD.....	GUNSAULUS ACADEMY.....	07-02-2007	36.81	05-2008	56,506.08
BLACKBURN, ORYSIA ANN.....	SKINNER.....	07-02-2007	33.84	07-2008	49,150.56
BLACKFORD, SALLY BLISS.....	CW EDUC GENERAL.....	08-01-2007	25.00	12-2007	22,648.68
BLACKWELL, GEORGE MILTON.....	HANSON PARK.....	07-02-2007	29.50	05-2008	45,108.48
BLAND, ANNE.....	RUIZ.....	07-02-2007	38.63	05-2008	49,490.88
BLANKENHEIM, SUSAN M.....	CASALS PABLO.....	08-02-2010	39.36	05-2011	57,619.32
BLANKS-MHOON, RITA.....	HOWE.....	07-02-2007	34.36	06-2008	57,696.60
BLANTON, RHONDA PRICE.....	MORRILL.....	08-01-2007	35.55	07-2008	83,816.76
BLAYLOCK, GLORIA JEAN.....	WARD LAURA.....	07-02-2007	33.95	10-2008	51,694.92
BLAYLOCK, LIMMIE.....	BOGAN TECH H S.....	12-01-2009	25.00	10-2010	43,585.92
BLOCK, SHARON LOUISE.....	SHIELDS.....	07-01-2007	23.44	05-2008	39,678.48
BLOECHL, JEAN MAY.....	CLEMENTE COMM ACA.....	07-02-2007	40.77	06-2008	66,462.48
BLOHM HAMLET, JESSIE B.....	CW EARLY CHILDHO.....	07-01-2010	33.95	10-2010	59,823.60
BLUE, JANE.....	CW EDUC GENERAL.....	08-03-2009	5.55	01-2010	3,040.68
BLUE, LINDA ANN.....	BARTON.....	07-01-2008	34.09	09-2009	55,931.16
BLUMENTHAL, JUDY F.....	EMMET.....	07-02-2007	36.95	06-2008	57,208.44
BOBICH, MARY ALICE.....	LAVIZZO ELEMENTAR.....	08-02-2010	33.98	02-2011	64,651.32
BOEL, KARUNA DEVI.....	CW EDUC GENERAL.....	08-01-2008	17.00	03-2010	9,722.52
BOETTCHER, DREW ROY.....	JUAREZ COMM ACAD.....	07-02-2007	34.50	06-2008	61,957.20
BOGAN, VAY LENA.....	SHIELDS.....	07-02-2007	33.90	08-2008	46,814.28
BOHRER, RUTH ELLEN.....	REINBERG.....	07-02-2007	32.74	08-2008	50,727.84
BOLANO, ISAAC DAVID.....	FARRAGUT CAREER A.....	07-01-2009	10.20	11-2009	13,628.28
BOLIN, MARTHA IDIS.....	GOUDY.....	09-02-2008	22.18	11-2009	34,637.28
BOLINE, VERA M.....	LINCOLN.....	08-03-2009	20.27	11-2009	33,301.80
BOLTON, BRENDA J.....	PENN.....	11-03-2008	37.02	02-2010	51,696.96
BOLTON-HOWARD, EDDIE.....	BEASLEY ACAD MAG.....	08-01-2007	41.03	05-2008	51,699.36
BOMAR, CECILIA.....	DUBOIS.....	08-03-2009	35.08	01-2010	80,725.08
BONDURANT, RAYMOND JEROME.....	DOOLITTLE EAST.....	07-01-2010	21.65	02-2011	37,513.56
BONI, DANIEL P.....	AREA INS OFFICE 2.....	08-01-2007	39.28	11-2009	73,111.92
BONILLA, MANUELA ROSA.....	HAUGAN.....	07-01-2010	34.63	01-2011	63,883.80
BONKOSKI, CHRISTINE GERTRUDE.....	DRUMMOND.....	08-03-2009	33.96	01-2010	58,113.60

BONNETT, MARY FRANCES	FRANKLIN MAGNET	07-01-2009	30.00	10-2009	47,253.72
BOONE, ETHEL RAE	YOUNG MAGNET H S	07-01-2009	34.09	11-2009	58,195.56
BOOR, MAUREEN MARGARET	CHRISTOPHER	07-02-2007	34.54	06-2008	56,619.60
BORDEAUX, CLOVIS ALONZO	CHICAGO DISCOVERY	07-01-2010	20.05	10-2010	35,787.12
BORDELON, JOYCE	MOOS	10-01-2007	23.38	06-2008	30,759.36
BORUN, PATRICIA ANN	CW SPEC SVCS SUP	07-02-2007	21.44	09-2008	37,777.32
BOSSETTE, CLAUDE ALAN	CURIE METRO H S	01-04-2010	34.96	02-2010	53,890.08
BOSTON, PAULETTE JEAN	BROWN	08-03-2009	38.23	11-2009	93,096.12
BOUDREAU, PHILIP JAMES	PROSSER CAREER AC	07-02-2007	23.75	05-2008	37,915.44
BOUILLERCE, IVY LEE	HS ATTENDANCE UNIT	08-01-2007	34.48	07-2008	72,834.24
BOULT, LOREEN MARIE	BELDING	08-01-2007	30.23	07-2008	45,668.52
BOWDEN, ARNETTA	CHOPIN	07-02-2007	34.42	04-2008	51,984.72
BOWEN, THERESA	CW EDUC GENERAL	07-01-2010	20.78	12-2010	38,546.52
BOYD, EUGENE OWEN	WARD	07-01-2009	34.79	11-2009	60,557.04
BOYD, GWENDOLYN	HENDERSON	07-01-2009	33.99	01-2010	88,906.08
BOYD, JEANETTE	CAMERON	12-01-2010	21.00	05-2011	34,067.52
BOYD, PAMELA ANTIONETTA	EVERS	07-02-2007	24.91	07-2008	38,603.88
BRADBERRY, IOLA R	DVORAK ACAD	09-02-2008	46.95	10-2009	53,767.32
BRADLEY, CATHERINE FAYE	SUB TEACHER POSTAL	03-03-2008	12.78	08-2008	10,634.28
BRADLEY, CHARLENE PATRICK	CITY WIDE LITERACY	10-01-2007	23.16	06-2008	36,132.96
BRADLEY, FLORIDA WHITE	WOODS ACADEMY	07-02-2007	42.28	05-2008	49,512.36
BRADLEY, LORNA LOUISE	MOLLISON	07-02-2007	24.23	08-2008	34,927.92
BRADLEY, LOU EVELYN	DODGE	07-02-2007	34.91	10-2008	70,110.12
BRAKES, JUDITH M	JENNER	07-02-2007	22.96	06-2008	38,508.00
BRAMLETTE, JEAN ELIZABETH	HAINES	10-01-2007	46.59	10-2008	49,490.88
BRANCH, SALLYE M	MANIERRE	07-02-2007	35.77	06-2008	57,961.68
BRANCH, SANDRA FAYE	LELAND	08-02-2010	35.86	08-2010	88,296.72
BRANDES, RENEE CLAIRE	MOOS	02-02-2009	28.05	01-2010	46,069.92
BRATTON, VALERIE JEAN	WACKER	11-01-2010	37.35	01-2011	107,361.96
BRAZIER, RICHARD GORDON	C B YORK ALT HS	08-01-2007	31.93	05-2010	61,906.80
BRAZLEY CAIN, GERALDINE	HENSON	07-02-2007	34.25	04-2008	51,970.20
BRDAR, BRENDA PETRA	LANE TECH H S	07-01-2009	25.40	11-2009	40,657.20
BREASHEARS, JAMES EDWARD	ROBESON H S	09-04-2007	39.68	07-2008	106,717.92
BREEDING, AMIE R	CURIE METRO H S	12-01-2008	32.88	10-2009	49,604.40
BREITENBACH, KAREN P	ROOSEVELT H S	12-01-2010	5.53	06-2011	5,247.60
BRENNAN, JOHN FRANCIS	CURIE METRO H S	09-02-2008	10.97	09-2009	12,956.16
BRENNAN, LOUISE S	KELVYN PARK H S	10-01-2009	34.52	03-2010	52,991.16
BRENNAN, VIRGINIA M	BEAUBIEN	10-01-2009	21.19	03-2010	34,880.40
BRESSLER, SHARRI GAIL	REILLY	07-01-2010	34.94	10-2010	62,212.92
BREWER, JACQUELINE ANN	HAUGAN	07-02-2007	34.73	08-2008	53,878.44

BREWSTER, NOLAN	BOGAN TECH H S	08-01-2008	31.86	11-2009	48,120.48
BREZILL, KASSANDRA RAINGE	ENGLEWOOD ACAD H	07-02-2007	34.04	06-2008	56,255.28
BRICE, HORTENSE ELLIS	LINDBLOM MTH & SCI	07-01-2009	44.43	12-2010	62,216.16
BRIDGEFORTH, YVONNE	SUB TEACHER POSTAL	10-01-2006	8.18	06-2008	4,239.96
BRIDGERS, RUTH ELIZABETH	LINCOLN PARK H S	07-02-2007	33.68	07-2008	57,006.84
BRIDGES, SANDRA LOUISE	RYDER	08-01-2008	33.95	09-2009	53,410.92
BRIGHT, ANITTA	HS ATTENDANCE UNIT	07-02-2007	33.98	10-2008	50,083.32
BRIGHT, MARILYNN CYNTHIA	LOVETT	07-02-2007	25.75	05-2008	41,943.96
BRIMMER, WILLIAM CHRISTOPHER	CW EDUC GENERAL	07-01-2010	22.64	12-2010	28,078.44
BRITT, MARY HELEN	CW EDUC GENERAL	07-02-2007	33.75	05-2008	51,369.60
BRITTON-WHEELER, MARCIA J	MANIERRE	10-01-2008	38.07	03-2010	56,836.20
BRONSON, DONNA MARIE	DRAKE	07-01-2009	37.42	11-2009	55,711.68
BROOKENS, DONNA JOYCE	SOUTH LOOP	07-02-2007	12.26	04-2008	16,347.24
BROOKS, DIANNE MARIE	CW EDUC GENERAL	08-02-2010	12.65	09-2010	19,440.48
BROOKS, DOROTHY JEAN	LAWRENCE	07-01-2010	13.60	10-2010	20,273.40
BROOKS, GAIL DIANE	HANSON PARK	07-01-2010	36.24	11-2010	57,754.44
BROOKS, LEATHA A	MARSH	08-01-2007	35.09	07-2008	81,878.64
BROOKS, SHARLEAN	RAY	07-02-2007	34.43	10-2008	56,551.68
BROWN, ANDREA JEAN	CW SPEC SVCS SUP	04-01-2010	25.48	06-2011	47,692.56
BROWN, AUDREY PEARL	ARMSTRONG G	07-01-2009	26.40	11-2009	45,064.20
BROWN, BEVERLY T	DAVIS ACAD	07-02-2007	35.41	04-2008	51,970.20
BROWN, BRENDA P	ROOSEVELT H S	08-01-2008	38.10	10-2009	78,796.44
BROWN, CATHERINE	GOODLOW MAGNET	07-01-2008	33.96	05-2011	53,569.68
BROWN, DORIS LARRAINE	AREA INST OFFICE	08-02-2010	36.55	10-2010	84,889.44
BROWN, EDWIN JOSEPH	CVS ACHIEVE ACAD	08-01-2007	42.10	07-2008	71,215.80
BROWN, GAYLE H	YOUNG MAGNET H S	07-02-2007	44.08	05-2008	54,706.44
BROWN, GLORIA ELAINE	YOUNG MAGNET H S	07-02-2007	25.45	04-2008	38,797.44
BROWN, JESSIE MAE	LAVIZZO ELEMENTAR	07-02-2007	34.76	07-2008	54,261.00
BROWN, JOYCE VALERIA	HS DEVELOPMENT	08-01-2007	37.75	08-2008	70,633.68
BROWN, LAVERNE	TURNER-DREW LANG	07-02-2007	35.24	08-2008	51,509.40
BROWN, PATRICIA MARIE	H B STOWE	07-02-2007	20.28	08-2008	31,255.44
BROWN, SANDRA MARIE	CW EDUC GENERAL	07-01-2010	34.25	11-2010	58,306.68
BROWN, SHARON C	AVALON PARK	07-01-2008	34.88	02-2010	53,996.28
BROWN, VELMA B	CW SPEC SVCS SUP	07-02-2007	32.97	09-2008	74,033.64
BROWN, WILLIAM L	PARKSIDE COMM ACA	07-02-2007	36.44	05-2008	56,981.40
BROWN-KELLY, SYRACUSE	SMITH	07-02-2007	32.59	05-2008	55,159.08
BROWN-WALKER, ORA S	GRESHAM	07-02-2007	34.73	04-2008	57,696.60
BROWNING, GLORIA FAYE	CW EDUC GENERAL	11-01-2010	36.96	05-2011	65,895.60
BROWNSTEIN, MICHAEL HOWARD	MOLLISON	08-03-2009	34.14	12-2009	55,475.28
BRUCE, CORINE	CORLISS H S	07-02-2007	23.02	07-2008	38,926.08

BRUD-WESSELHOFF, JUDITH	FERNWOOD	07-02-2007	34.26	08-2008	54,690.60
BRUMFIELD, HATTIE M	HAUGAN	07-02-2007	43.27	08-2008	56,551.68
BRUNSON, SAUNDRA L	CW SPEC SVCS SUP	07-02-2007	36.90	01-2011	53,803.80
BRUSEK KACZMAREK, EILEEN MARY	HUMAN RESOURCES	02-01-2008	35.99	02-2010	58,032.84
BRYANT, EDWINA TODD	GAGE PARK H S	08-01-2008	35.19	10-2009	56,669.16
BRYANT, JANICE	ELLINGTON	09-04-2007	17.05	11-2008	22,866.96
BRYANT-SAMUELS, MELVA	INSTR DES & ASSESS	08-01-2007	34.26	09-2008	80,325.24
BUBAK, MARY FRANCES	FALCONER	07-02-2007	28.71	05-2008	46,375.32
BUCHANAN, TERITA PATRICIA	CW EDUC GENERAL	07-01-2010	35.96	05-2011	62,590.68
BUCK, BRENDA O	CW EDUC GENERAL	08-02-2010	13.13	11-2010	13,344.60
BUCKINGHAM, JULIA ANN	PHILLIPS ACAD	07-02-2007	34.87	11-2008	55,209.48
BUCKLEY, MARY PATRICIA	CW SPEC SVCS SUP	07-02-2007	26.39	09-2008	43,454.64
BUCZYNA, LINDA ANN	SCHURZ H S	07-02-2007	33.95	11-2008	51,694.92
BUFFORD, CHARLEASE RENELL	RUIZ	06-02-2008	26.03	02-2010	38,636.16
BUFFORD, MILDRED N	BANNEKER	07-02-2007	17.30	05-2008	27,152.28
BUFORD-GAGE, JACQUELINE	FARREN	08-01-2007	34.54	07-2008	93,916.80
BUHLER, KAREN LOUISE	WOODSON SOUTH	07-01-2008	33.54	10-2009	52,702.32
BUJAN, LORRAINE A	SHERIDAN MAGNET	07-01-2010	34.83	12-2010	65,317.32
BUKOWSKI, RICHARD STANLEY	YOUNG MAGNET H S	07-02-2007	23.37	04-2008	39,680.52
BULLOCK, CLAUDIA	GOUDY	07-02-2007	34.06	12-2009	56,551.68
BULMASH, MARILYN SUE	MCPHERSON	10-01-2006	25.01	03-2011	36,664.80
BURBANO, LUCILA ELIZA	WATERS	07-01-2009	33.39	12-2009	60,887.40
BURK, MARILYN C	CW SPEC SVC IN/A	08-02-2010	34.47	11-2010	89,119.92
BURKE, TRICIA	YOUNG	09-01-2010	30.71	02-2011	55,337.16
BURKS, ETHEL MAE	ERICSON	07-02-2007	37.14	05-2008	55,406.28
BURKS-JOHNSON, BEVERLY	GAGE PARK H S	07-02-2007	35.19	04-2008	57,180.48
BURNETTE, JUNE ELLA	CURIE METRO H S	07-02-2007	34.94	05-2008	57,701.40
BURNS, ETHEL MAE	PETERSON	09-02-2008	36.00	09-2009	53,569.68
BURNS, JAMES JOHN	HENRY	08-02-2010	20.12	12-2010	69,999.12
BURNS, VIRGINIA L	PRESCOTT	09-02-2008	35.27	10-2008	46,636.44
BURROUGHS, MICHAEL PIERRE	OWENS COMM ACAD	07-01-2009	34.28	12-2009	53,757.72
BURTON, HARVEY GENE	CORLISS H S	07-01-2008	43.29	10-2009	53,569.68
BURTON, JUDITH LYNN	HAINES	07-01-2008	38.51	10-2009	53,569.68
BUSH, BENITA CHRISTINE	METCALFE COMM ACA	08-02-2010	34.69	04-2011	57,692.40
BUSH, JIMMIE	HIRSCH METRO H S	07-02-2007	34.74	06-2008	57,254.64
BUSH, PATRICIA ELEASE	C B YORK ALT HS	08-01-2009	34.43	03-2011	72,602.28
BUSHBACHER, CATHERINE FRANCES	REINBERG	08-01-2008	34.86	10-2009	112,848.12
BUTLER, DENNIS MICHAEL	CW EDUC GENERAL	01-03-2011	21.18	06-2011	11,619.48
BUTLER, DORTHA DEAN	FENGER ACAD H S	07-02-2007	26.80	05-2008	42,278.16
BUTLER, JOHN WILLIAM	SULLIVAN H S	07-01-2009	34.49	12-2009	55,809.12

BUTLER, NATHANIEL	CW EDUC GENERAL	11-01-2010	23.05	06-2011	14,493.60
BUTLER, RUTH MARIE	DOOLITTLE EAST	09-01-2010	34.51	04-2011	60,924.48
BUTLER JR, BEN	CW EDUC GENERAL	09-02-2008	20.13	02-2010	21,680.04
BUTLER ROBERSON, CONNY RENA	DETT	07-01-2010	34.33	02-2011	58,632.72
BUTLER WILLIAMS, LYDIA ADELE	SIMPSON ACADEMY	11-01-2010	31.57	04-2011	78,835.56
BUTLER-BEARD, BETTYE LEE	MURPHY	08-02-2010	36.93	09-2010	58,563.96
BUTLER-FLOWERS, DOROTHY J	ROBESON H S	07-01-2008	33.19	10-2009	52,156.44
BUTMAN, SHARON D	SENN METRO ACAD	07-01-2009	34.37	12-2009	65,318.16
BUTTERFIELD, JOHN A	CW PRN PREP & DEV	08-01-2007	38.86	07-2008	100,688.40
BYAS, RITA LOUISE	CURTIS	08-01-2007	34.05	07-2008	75,567.12
BYRD, GERALDINE MARIE	C B YORK ALT HS	08-01-2007	34.26	05-2010	62,598.00
BYRNE, KATHLEEN CLARE	CW SPEC SVC IN/A	07-02-2007	35.05	04-2008	58,847.52
CABRERA, MARIA A	BELMONT-CRAGIN SC	08-02-2010	34.66	10-2010	105,272.52
CABRERA, RALPH	ZAPATA ACADEMY	07-02-2007	34.61	08-2008	51,970.20
CADAVID, VICTORIA	PICKARD	08-01-2007	31.96	07-2008	97,977.00
CADE, DENISE C	THORP J N	07-01-2008	34.13	09-2009	52,875.60
CAGE, CHERYL EILEEN	NEIL	07-02-2007	36.68	07-2008	58,847.52
CAGE, LILLIE BARBARA	PENN	11-01-2010	23.41	02-2011	41,188.32
CAINE, DANIEL C	GAGE PARK H S	02-01-2010	34.79	04-2010	59,238.84
CALDWELL, NYOKA	SAYRE LANG ACAD	07-01-2008	36.51	10-2009	53,569.68
CALHOUN, JOAN	JOYNER CPC	07-02-2007	35.46	09-2008	54,574.80
CALLAHAN, LINDA MARY	HALE	07-01-2009	30.88	12-2009	48,793.20
CALLOWAY, GEORGE	COLLINS H S	08-01-2007	23.06	08-2009	36,147.24
CALLOWAY, SHIRLEY A	MANLEY CAREER ACA	07-02-2007	34.16	04-2008	51,913.32
CALTAGIRONE, MARGARET	DIRKSEN	07-02-2007	34.01	07-2008	57,696.60
CALURIS, JANET E	PETERSON	07-02-2007	35.31	06-2008	57,180.48
CALVIN, LEONA JOSEPHINE	DIXON	07-01-2008	46.37	10-2009	53,502.48
CAMACHO, LOYDA ESTHER	STEWART	02-02-2009	34.63	01-2010	54,700.68
CAMERON, DOLORES DONZETTA	MOOS	05-01-2008	23.62	10-2009	34,884.48
CAMPARA, AMIR	CW EDUC GENERAL	02-02-2009	13.95	01-2010	17,972.52
CAMPBELL, JAMES DENNIS	MONTEFIORE SPECIA	08-01-2007	32.55	10-2010	65,509.80
CAMPBELL, JOYCE LEVAN	DISNEY MAGNET	07-01-2010	39.02	04-2011	62,134.44
CAMPBELL GREENE, BRENDA A	SIMPSON ACADEMY	08-03-2009	34.34	12-2009	59,658.00
CAMPO, ANDRES A	NIXON	12-01-2009	20.16	02-2010	31,820.64
CAMPPORESE, GELINDO BRUNO	SULLIVAN H S	07-02-2007	34.84	05-2008	51,970.20
CAMPOS, FERNANDO RICHARD	PROSSER CAREER AC	07-01-2010	35.10	11-2010	73,087.80
CANDIA, LAWRENCE EARL	PHILLIPS ACAD	07-02-2007	34.64	06-2008	58,640.64
CANDIOTO, FRANK M	FOREMAN H S	08-01-2007	39.31	07-2008	97,996.20
CANDLISH, MARY ELLEN	SCHUBERT	07-01-2009	35.54	12-2009	59,415.48
CANEPÀ, DAVID JOSEPH	YOUNG MAGNET H S	07-02-2007	32.18	04-2008	51,211.56

CANEPA, PATRICIA ANN	LINCOLN	07-02-2007	37.32	04-2008	51,970.20
CANNELLA, JACQUELINE	TWAIN	07-02-2007	33.99	05-2008	51,505.08
CANNELLA, NICHOLAS R.	CTU	08-03-2009	40.58	07-2009	109,854.24
CANNING, MARY CLARE	WHITTIER	07-01-2008	29.30	10-2009	44,474.28
CANTONE, KATHLEEN THERESA	HOLDEN	08-02-2010	28.15	05-2011	47,786.04
CANTRELL, MARGARET LABA	BEARD	07-02-2007	35.64	05-2008	54,265.56
CANTY, SANDRA L.	FUNSTON	07-02-2007	34.59	05-2008	52,121.16
CAP, SANDRA E	KELLER MAGNET	07-01-2009	38.44	04-2010	59,181.48
CAPADONA, LINDA TERESE	EBERHART	07-01-2009	34.59	12-2009	58,192.08
CAPELLA-SANTANA, NAYDA	BARRY	10-01-2009	20.83	09-2010	44,469.84
CAPLIN, DONNA PHYLLIS	CW SPEC SVCS SUP	07-01-2010	19.34	03-2011	37,514.28
CAREY, CAROL ANN	LINCOLN	08-01-2007	21.76	06-2008	33,178.32
CAREY, MARY PATRICIA	CW SPEC SVC IN/A	07-02-2007	18.90	09-2008	29,367.12
CARLISLE, MARY ANN	HARPER H S	08-01-2007	42.04	09-2010	75,403.20
CARLSON, MARGARET ANN	HENRY	07-02-2007	34.24	04-2008	54,265.56
CARLSON, MARSHA A	PRUSSING	07-01-2010	41.37	11-2010	62,820.24
CARO, TONI ANTONIA TARUN	CW SPEC SVCS SUP	07-02-2007	31.82	06-2008	53,857.08
CAROTHERS, SHARRON MINGO	CHICAGO ACADEMY	07-01-2008	21.44	01-2011	40,199.28
CARPENTER, JANICE JOY	CURIE METRO H S	07-02-2007	35.74	06-2008	51,694.80
CARPENTER, NANCY ELIZABETH	MCCORKLE	07-02-2007	35.32	04-2008	54,791.52
CARR, VELVA J	TONTI	08-01-2007	35.08	06-2008	51,505.08
CARRINGTON, ALFONSO	BOND	08-01-2008	36.86	09-2009	98,263.68
CARRINGTON, MARY L	DUNBAR VOC H S	08-01-2007	34.92	07-2008	82,058.28
CARROLL, CAROLYN CLARK	DYETT HIGH SCHOOL	07-01-2010	35.44	10-2010	60,936.12
CARROLL, MOLLY A	CTU	08-02-2010	36.88	04-2011	119,997.60
CARSON, EVELYN ANN	CARPENTER	01-04-2010	26.25	04-2010	44,120.04
CARSON, GWENDOLYN H	BOGAN TECH H S	07-02-2007	39.28	05-2008	57,180.48
CARSWELL, JENNIFER MARIE	CW EDUC GENERAL	07-01-2008	34.46	01-2010	58,819.56
CARTER, CATHALINE GRAY	HUBBARD H S	07-02-2007	33.81	07-2008	53,334.12
CARTER, DOROTHY SUSAN	MORGAN PARK H S	11-01-2010	26.89	02-2011	51,990.84
CARTER, DOROTHY M	CARTER	02-01-2011	20.90	05-2011	34,677.12
CARTER, JOYCE ANN	MIRELES	07-02-2007	36.26	07-2008	54,261.00
CARTER, OADIE CORNELIUS	DUMAS	07-02-2007	34.71	11-2008	53,587.92
CARTER, OVA JEANNE	EVERS	07-01-2009	34.50	12-2009	55,711.68
CARTER, SHIRLEY M	CVS ACHIEVE ACAD	07-01-2010	35.27	01-2011	65,317.20
CARTER-HILL, NANCY	OFFICE OF AREA IN	08-01-2007	34.87	07-2008	107,948.64
CARTHARN, MYRTLE JEAN	MORTON CAREER ACA	07-01-2008	24.18	10-2009	33,736.32
CARUSO, RITA VERONICA	COOPER	07-02-2007	9.82	07-2008	12,770.16
CARUSO, RONALD RALPH	HOLDEN	07-02-2007	37.38	04-2008	57,645.12
CARWELL, VIVIAN B	DOOLITTLE EAST	07-02-2007	34.74	11-2008	57,653.52

CASALETTO, JOAN EVELYN	HAUGAN	07-02-2007	30.43	06-2008	50,439.24
CASEY, ADRIENNE ALICE	CW SPEC SVC IN/A	08-01-2010	26.63	11-2010	38,654.40
CASEY, CHERYL MARIE	HAINES	07-02-2007	21.85	10-2008	33,512.76
CASEY, LOUISE A	CW EDUC GENERAL	04-01-2008	31.69	01-2011	47,591.28
CASEY, MARY PATRICIA	SCHURZ H S	07-02-2007	39.06	06-2008	51,699.36
CASEY, WILLIAM J	DUMAS	07-02-2007	44.54	06-2008	56,045.76
CASH, CAROLE MARCIA	CW SPEC SVCS SUP	07-02-2007	25.48	04-2008	42,378.36
CASIMIR, LOUIS	CHICAGO VOCATIONA	09-01-2010	20.54	11-2010	37,489.68
CASPER, ELIZABETH	WALSH	07-02-2007	37.85	10-2008	51,577.80
CASSELLE, CORENE	CW EDUC GENERAL	07-01-2009	14.80	01-2010	25,532.16
CASTELLI, DONNA ANGELINE	MORGAN PARK H S	07-01-2008	20.03	01-2010	32,512.56
CASTREJON-KOCH, IRMA	SAYRE LANG ACAD	10-01-2010	35.83	11-2010	60,936.12
CASWELL, JOAN ELAINE	TALCOTT	07-02-2007	34.95	05-2008	55,379.28
CAVALIERE, EDWARD JOSEPH	ZAPATA ACADEMY	07-02-2007	37.19	04-2008	57,696.60
CAVEY, MARY LYNN	CTYW SCH MGMT	08-02-2010	34.05	04-2011	114,774.96
CEGIELSKI, PATRICIA ANN	STEWART	08-01-2007	26.57	05-2008	40,133.52
CELESK HAJDUK, CYNTHIA JEAN	CW MATH & SCI	07-01-2010	34.92	01-2011	62,990.28
CERESE, STEVEN JAMES	PRUSSING	08-01-2008	34.06	09-2009	53,569.68
CESAIR, SHIRLEY MAE	HENDERSON	02-01-2011	33.01	05-2011	64,176.00
CHAMBERLAIN, GRETTA ELIZABETH	DODGE	08-02-2010	15.50	02-2011	31,585.92
CHAMBERS, CHARLES L	CVS ACHIEVE ACAD	12-01-2009	41.26	07-2010	56,137.92
CHAMBERS, KIMBERLY C	CHICAGO AGR H S	07-02-2007	35.56	05-2008	51,509.40
CHAMBERS, NATHANIEL	BOND	11-02-2009	20.42	02-2011	30,302.88
CHAMBERS, NOLAN THOMAS	TAFT H S	08-02-2010	35.88	11-2010	58,563.96
CHANDLER, EVELYN MARIE	C B YORK ALT HS	08-01-2007	22.52	10-2010	42,222.48
CHANDLER, JAMES C	NASH	08-01-2007	21.68	07-2008	32,353.08
CHANNEY, EWERN	LANE TECH H S	07-02-2007	45.26	11-2008	51,970.20
CHANNEY, THERESA ANN	JEFFERSON N	10-01-2010	13.35	05-2011	27,031.92
CHANNON, ROSEMARIE	SAUCEDO SCHOL ACA	09-01-2006	37.95	09-2007	55,574.52
CHAPLIN, DONNA JEAN	NASH	07-02-2007	34.03	09-2008	53,775.48
CHARLES, GLORIA	MADERO MIDDLE	08-02-2010	35.67	05-2011	91,642.56
CHARLESTON, VERNITA	HARPER H S	07-02-2007	35.30	06-2008	63,040.92
CHATMAN, ALICE ELAINE	MORGAN	04-01-2010	27.20	03-2011	41,953.20
CHEEKS, PATRICIA ANN	BROWN	10-01-2010	19.57	02-2011	36,025.08
CHEERS, GLORIA ANGELINE	FULTON	07-02-2007	32.58	05-2008	52,394.40
CHERNANSKY, MARK D	TILDEN H S	08-03-2009	8.13	01-2010	11,242.80
CHERRY, CRYSTAL MARIE	WASHINGTON G	07-01-2010	35.92	04-2011	62,895.36
CHERRY, LEE E	GARVEY	07-02-2007	13.59	07-2008	17,661.72
CHESLER, ENID ELAINE	VAUGHN OCC H S	07-02-2007	34.43	06-2008	51,970.20
CHESLER, PAUL LEE	GRAY	07-01-2007	38.21	05-2008	56,551.68

CHESTER, CHARLOTTE MAE.....	CW EDUC GENERAL.....	11-01-2010	11.95	05-2011	7,582.80
CHESTER, STEVEN F.....	HARPER H S.....	02-01-2010	7.29	08-2010	9,168.96
CHEW, LESLIE.....	KENWOOD ACAD H S.....	07-02-2007	30.70	05-2008	46,377.84
CHICO, ANALILA.....	PRINCIPAL PREP/DE.....	08-03-2009	35.11	10-2009	116,145.00
CHILDERS, ROSEMARY.....	MILTON BRUNSON.....	08-01-2007	34.44	07-2008	94,577.64
CHILIS, KATHRYN JAMES.....	DISNEY MAGNET.....	07-02-2007	37.75	06-2008	54,261.00
CHIN, WAN TING.....	EDUC TO CAREERS.....	08-01-2007	33.98	10-2008	72,967.08
CHINN, CRYSTAL EDNADINE.....	CW LITERACY.....	07-01-2008	32.34	04-2010	55,435.20
CHINSKY, MARSHA YVETTE.....	CAMERON.....	07-02-2007	33.76	04-2008	51,002.64
CHIRILLO, BARBARA JEAN.....	KINZIE SCHOOL.....	07-02-2007	34.60	08-2008	55,850.76
CHIRILLO, CHARLES MICHAEL.....	KENNEDY H S.....	07-02-2007	34.85	06-2008	55,410.84
CHIRILLO, JOSEPH CHARLES.....	C B YORK ALT HS.....	10-01-2006	37.27	09-2010	62,742.60
CHISHOLM, THURMAN JAMES.....	SUB POSTAL SERVICE.....	10-01-2006	34.91	05-2010	64,492.08
CHMIEL, ROBERT MICHAEL.....	PROSSER CAREER AC.....	07-01-2007	38.79	04-2010	65,115.72
CHOI, DAVID SANGWOO.....	LANE TECH H S.....	08-02-2010	23.71	04-2011	45,274.68
CHOMIAK, ROSEMARY PATRICIA.....	WELLS HS.....	07-01-2009	16.89	12-2009	25,542.96
CHOWANSKI-DOTY, CHRISTINE.....	CW SPEC SVCS SUP.....	07-02-2007	34.09	07-2008	54,297.60
CHRISTIEL, CAROLYN M.....	KOHN.....	07-02-2007	34.21	06-2008	51,656.04
CHRISTMAS, VICTORIA ANN.....	BARNARD.....	07-02-2007	33.93	04-2011	56,877.00
CHROSTOWSKI, LUCINDA ADELL.....	PULASKI ACADEMY.....	08-02-2010	18.13	10-2010	29,496.60
CHRUSCIEL, MILLICENT ANN.....	CW SPEC SVCS SUP.....	07-02-2007	34.64	09-2008	57,781.08
CICHOWSKI, ANDREW ANTHONY.....	MIRELES.....	07-02-2007	34.46	07-2008	51,791.64
CIEPLIK, DANIEL CASIMIR.....	TALCOTT.....	12-01-2010	16.68	06-2011	25,837.56
CIEPLIK, ELIZABETH AGNES.....	PICCOLO ELEMENTAR.....	12-01-2009	28.67	01-2010	43,891.44
CITTADINE, ELIZABETH L.....	CW PRN PREP & DEV.....	08-01-2007	40.92	07-2008	89,858.16
CLAM, CHARLES MICHAEL.....	LEE.....	07-02-2007	34.22	06-2008	57,792.84
CLANCY, GLORIA KATHERINE.....	CHRISTOPHER.....	07-02-2007	34.50	04-2008	57,696.60
CLANCY, MARY ANN.....	CANTY.....	08-01-2007	35.11	07-2008	68,398.44
CLANCY-WALKER, MARY.....	CARROLL.....	07-02-2007	24.98	08-2008	40,269.60
CLARK, CAROLYN JEAN.....	OGLESBY.....	08-02-2010	24.01	02-2011	41,120.16
CLARK, DOROTHY B.....	CW SPEC SVCS SUP.....	11-01-2007	45.12	10-2008	57,197.40
CLARK, HOWARD.....	MURPHY.....	10-01-2007	34.04	05-2008	49,512.36
CLARK, KENNETH C.....	CENTRAL OFFICE BKT.....	09-01-2006	24.53	03-2009	49,415.40
CLAY, DEBORAH ANITA.....	CW EDUC GENERAL.....	08-03-2009	34.25	12-2009	108,211.20
CLAY, DORIS ANNETTE.....	PHILLIPS ACAD.....	08-02-2010	39.50	11-2010	60,930.72
CLAYTON, BEVERLY.....	KING.....	07-01-2010	35.02	03-2011	65,488.56
CLAYTON, BRENDA S.....	SOUTH CHICAGO COM.....	08-01-2007	29.00	03-2011	54,371.88
CLAYTON, LOLITA.....	TAFT H S.....	07-02-2007	36.00	08-2008	57,442.08
CLEARY, KATHLEEN T.....	FLEMING BR.....	09-01-2005	34.78	09-2007	47,727.84
CLEMONS, EDNA.....	DUNNE.....	07-02-2007	37.05	05-2008	57,696.60

CLIFFORD, MARY ANN	GALLISTEL LANG AC	07-01-2008	34.58	11-2009	60,265.08
CLOUTIER, ARLENE MARY	ELLINGTON	07-02-2007	29.59	09-2008	48,049.56
CLOUTIER, JUDITH ANN	ARMSTRONG G	07-01-2010	14.88	10-2010	27,525.84
COATS, RUBY LEE	HURLEY	08-01-2007	33.74	07-2008	96,243.12
COBB, TERESA ARLENE	LAKE VIEW H S	07-02-2007	34.08	06-2008	57,613.56
COFFEY, AGNES B	PECK	07-02-2007	20.83	04-2008	35,261.88
COHEN, DONNA ELAINE	WARD LAURA	08-03-2009	33.95	02-2010	56,366.52
COHEN, JUDITH F	CW SPEC SVCS SUP	08-01-2007	36.78	07-2009	60,672.12
COHEN, ROSALYN	MASON	08-01-2007	34.27	09-2010	60,725.28
COHN, MAGDALYN HELEN	TRUMBULL	02-01-2011	18.02	05-2011	30,040.20
COLAR, PEARLIE MAE	CHICAGO VOCATIONAL	11-01-2007	22.93	10-2008	35,172.12
COLBURN, TIMOTHY R	ROBESON H S	07-02-2007	36.33	08-2008	56,215.80
COLE, AUDREY STAMPLEY	COOK	07-01-2010	36.94	02-2011	62,212.92
COLE, CHRISTINE S	CW SPEC SVC IN/A	08-01-2007	34.21	07-2008	80,018.16
COLE, STEVEN ROGER	FOREMAN H S	08-03-2009	21.23	03-2010	33,107.64
COLEMAN, CELIA HELEN	BANNEKER	08-01-2007	36.78	10-2010	91,070.76
COLEMAN, MARTHA JEAN	WASHINGTON H S	07-02-2007	36.48	04-2008	53,775.48
COLEMAN, OCTAVIA DUWANE	SPECIAL ED. FED.	10-01-2006	34.00	09-2008	70,570.68
COLEMAN, PAMELA E	RUGGLES	07-02-2007	34.37	04-2008	55,406.28
COLEMAN, RONALD DEAN	KELVYN PARK H S	07-01-2008	33.16	09-2009	56,693.04
COLEMAN, STEPHANYE D	EVERETT	07-02-2007	34.93	04-2008	54,261.00
COLLAZO, ELLIOTT	CW EDUC GENERAL	08-01-2010	27.65	02-2011	44,545.80
COLLAZO, JOSE ALFONSO	KELVYN PARK H S	11-03-2008	31.11	12-2009	32,897.40
COLLIER, BEVERLY ANN	METCALFE COMM ACA	07-01-2008	34.28	10-2009	57,111.72
COLLIER, VALERIE ANN	MANN	03-01-2011	33.52	06-2011	57,420.60
COLLIER, VERSOAL L	LIONEL HAMPTON	07-02-2007	34.89	08-2008	58,151.40
COLLINS, ADRIAN W	KENWOOD ACAD H S	07-02-2007	35.76	06-2008	53,775.60
COLLINS, CAROLE ANN	DAWES	07-01-2007	31.42	04-2008	53,352.00
COLLINS, CAROLYN LEE	NEIL	08-01-2007	33.96	04-2008	52,785.96
COLLINS, ELSIE P	WOODS ACADEMY	07-02-2007	20.54	10-2008	30,056.16
COLLINS, ENID W	NASH	12-01-2008	50.30	06-2010	59,238.96
COLLINS, JOANNE MARIE	GREELEY	07-01-2010	35.13	01-2011	58,811.52
COLLINS, KATHLEEN MARIE	CW SPEC SVC IN/A	10-01-2007	33.93	07-2008	54,968.16
COLLINS, MARGARET JEAN	EDWARDS	07-01-2008	21.85	01-2010	35,993.16
COLLINS, MARY ESTELLA	CW EDUC GENERAL	08-03-2009	11.71	01-2010	15,846.72
COLON, GLADYS NEREIDA	GOETHE	10-01-2010	33.96	10-2010	62,212.92
COLTON, BRUCE JACOB	SHERIDAN MAGNET	08-01-2008	35.59	10-2009	66,821.28
COLTRINARI, RICHARD	COLLINS H S	07-02-2007	26.44	06-2008	42,086.04
COLUMBUS, ATHENA	GARVY	07-01-2009	34.37	04-2010	60,114.48
COLYETTE, SONDR A OCTAEVIA	HEARST	02-01-2010	33.43	10-2010	56,003.64

CONDUS, MARIA.....	CW SPEC SVC IN/A.....	08-01-2007	35.66	07-2008	88,512.96
CONEY, KAREN.....	STONE ACAD.....	07-01-2009	35.60	12-2009	56,435.28
CONNELL, THERESE LOUISE.....	HALE.....	08-02-2010	34.22	09-2010	109,025.16
CONNER-CAPLES, JACQUILINE LOUISE.....	RYERSON.....	08-03-2009	23.69	01-2010	35,019.48
CONNORS, ARTHETTA.....	CLARK G R.....	10-01-2009	34.44	02-2011	60,309.84
COOK, BARBARA.....	DVORAK ACAD.....	08-03-2009	44.77	07-2010	53,690.52
COOK, HELEN C.....	COLLINS H S.....	08-01-2007	41.35	05-2009	53,735.40
COOK, JOHN WILL.....	WACKER.....	08-01-2008	30.29	04-2010	72,843.24
COOK, THOMAS HEATHECLIFF.....	WALTER PAYTON.....	07-01-2010	34.72	12-2010	58,370.16
COOK, WILLIS DAWSON.....	JEFFERSON N.....	02-01-2007	14.50	05-2011	22,006.32
COOLEY-CREAMER, MARGARET.....	MCKAY.....	07-02-2007	35.18	05-2008	56,551.68
COOPER, EVELYN YVONNE.....	FARRAGUT CAREER A.....	07-02-2007	29.84	08-2008	49,340.88
COOPER, JO MARGARET.....	LINNE BR.....	08-01-2008	36.58	10-2009	51,161.28
COOPER, PAUL.....	KELVYN PARK H S.....	03-02-2009	34.98	12-2009	55,996.68
COOPER HOUSE, JANET.....	MCCORKLE.....	08-02-2010	43.18	11-2010	105,729.36
COPELAND, MILDRED M.....	RYERSON.....	07-02-2007	38.42	10-2010	51,910.44
CORCORAN, BARBARA BARKULIS.....	WALSH.....	10-01-2007	35.36	10-2008	52,396.56
CORDON, ANA VILMA.....	LOZANO BILINGUAL.....	07-01-2010	34.38	12-2010	65,317.20
CORICH, PHILIP T.....	WASHINGTON H S.....	11-01-2009	14.75	05-2010	22,304.40
CORNELIUS, PEGGY ANNE.....	KENWOOD ACAD H S.....	10-01-2006	34.22	08-2009	49,710.96
CORPUS, ELSA CLARIDAD.....	CW SPEC SVCS SUP.....	07-02-2007	34.62	04-2008	55,356.84
CORREA, ARACELIS.....	CURIE METRO H S.....	10-01-2006	32.38	09-2007	49,201.80
CORREA, LOUIS ALFREDO.....	ROOSEVELT H S.....	07-02-2007	31.80	12-2009	65,238.84
COSBY, SUSAN JAY.....	JUAREZ COMM ACAD.....	07-02-2007	22.57	10-2008	38,710.68
COSGROVE, MARJORIE CATHERINE.....	ROGERS.....	07-01-2010	33.41	12-2010	54,775.92
COSME, JAMES A.....	AREA INST OFFICE.....	02-01-2010	41.58	06-2010	113,325.72
COUGHLIN, CATHERINE MARY.....	VAUGHN OCC H S.....	07-01-2010	36.23	10-2010	62,212.92
COVINGTON, ARMIN V.....	DOUGLASS ACADEMY.....	12-01-2008	39.22	10-2009	56,839.20
COVOTSOS, DANIELE.....	GREEN WENDELL.....	10-01-2007	20.23	08-2008	30,307.56
COWARD, DONNA SUTTON.....	CW SPEC SVCS SUP.....	07-01-2009	35.50	12-2009	56,042.88
COWARD, IRA MICHAEL.....	TILDEN H S.....	07-01-2009	16.12	12-2009	23,584.80
COX, CAROLYN M.....	SUB TEACHER POSTAL.....	02-01-2010	11.95	10-2010	8,082.12
CRAIG, LARRY.....	GOODLOW MAGNET.....	07-01-2008	34.76	09-2009	53,502.48
CRAIG, MELDINA.....	CW SPEC SVCS SUP.....	08-01-2007	36.66	05-2010	64,474.80
CRAWFORD, JORONDA RAMETTE.....	FOSTER PARK.....	08-03-2009	33.92	01-2010	112,723.44
CRAWFORD, KATHRYN E.....	MARCONI COMM ACAD.....	07-02-2007	34.44	04-2008	54,261.00
CRAWFORD-HUDSON, EULA.....	MT VERNON.....	10-01-2010	20.02	03-2011	35,775.24
CRAYTON, JANICE BRAZIL.....	NATL TCHRS ACAD.....	11-03-2008	9.73	10-2009	15,900.12
CREGGETT, DAISY RUTH.....	WELLS HS.....	11-01-2007	23.06	10-2009	35,707.56
CRIDDELL, SHARON ALICIA.....	CW EDUC GENERAL.....	04-01-2008	18.65	03-2010	15,668.04

CRIMMINS, RITA L	RAVENSWOOD	10-01-2010	11.12	05-2011	15,266.28
CRISLER, JOAN DAMERON	CW SCHLS & REGIO	08-01-2007	34.85	07-2008	101,101.20
CROCKETT, BRENDA J	FARADAY	04-01-2010	20.85	10-2010	22,746.72
CROMBIE-BROWN, PHYLLIS W	BROWN ACADEMY	08-01-2007	35.96	07-2008	90,033.12
CRONIN, ELLEN A	KENWOOD ACAD H S	04-01-2011	27.81	05-2011	39,469.32
CROSBY, SANDRA JOYCE	AREA INST OFFICE	08-01-2007	33.96	08-2008	106,981.92
CROWE, LINDA JO	DAVIS DEV CENTER	07-01-2008	34.33	10-2009	55,931.16
CROWLEY, EILEEN FRANCES	CARPENTER	07-02-2007	33.98	04-2008	57,645.12
CRUDUP, ARTHUR JAMES	LANE TECH H S	07-02-2007	34.53	04-2008	55,815.24
CRUZ, CARMEN AIDA	RUIZ	08-02-2010	35.03	11-2010	87,402.36
CRUZ, LAURA MACALTAO	INTER-AMERICAN	07-01-2009	36.46	12-2009	59,246.88
CUATCHON, BARBARA ANN	CASALS PABLO	08-01-2007	31.98	09-2008	42,924.60
CUDECKI, VIRGINIA M	WALTER PAYTON	07-02-2007	34.91	04-2008	54,210.84
CUETO, ROCHELLE EDITH	JORDAN SCHOOL	07-01-2009	34.08	12-2009	60,183.96
CUMMINGS, DEBORAH SUERENE	HINTON	08-01-2007	37.53	07-2008	70,699.80
CUNIX, LESLIE LAZAR	PULASKI ACADEMY	07-02-2007	34.11	10-2008	53,947.32
CUNNINGHAM, MARY MEJIA	LASALLE LANG ACAD	09-01-2010	32.61	01-2011	55,057.92
CUNNINGHAM, TREVA MARIE	JULIAN H S	07-02-2007	32.87	08-2009	53,788.56
CUNY, MARY ALICE	LEMOYNE	07-02-2007	34.09	04-2008	51,923.76
CURRIERE, ANN CAROL	SCHURZ H S	07-02-2007	38.48	05-2008	57,701.40
CURRY, PAULETTE LISA	CLAY	07-01-2008	33.95	09-2009	56,643.00
CUTTY, EMILY ELIZABETH	DEVER	07-01-2010	35.46	10-2010	63,949.32
CYBULSKI, BENJAMIN F	KELLY H S	10-01-2008	35.52	10-2009	63,261.60
CYRIAQUE-IVEY, AGNES ISABELLA	SHOOP	07-01-2009	30.77	03-2011	76,902.84
CZAJA, FRANK WILLIAM	LANE TECH H S	07-02-2007	35.38	06-2008	52,133.64
CZARNY, CASIMIR GEORGE	HANCOCK H S	07-02-2007	36.50	06-2008	51,921.96
DABNER, RONALD HAYWARD	COLLINS H S	07-02-2007	26.36	05-2008	38,334.96
DACKIW, MARIA	MCCORMICK	07-01-2009	34.20	12-2009	56,435.28
DACOSTA, CARMEN	LOWELL	10-01-2009	34.07	06-2010	56,350.80
DAILEY, WILLIE E	ROOSEVELT H S	08-02-2010	39.47	12-2010	98,292.84
DALICANDRO, REGINA	MATHER H S	07-02-2007	37.03	06-2008	54,276.36
DALLAS, THEODORE T	CW EDUC GENERAL	07-01-2009	41.51	03-2010	134,723.52
DALRYMPLE, DEANNA	BLAIR	07-01-2009	43.58	12-2009	55,711.68
DALTON, DAVID ALLAN	GRIMES	08-01-2007	34.88	09-2008	90,713.76
DALTON, TIMOTHY JOHN	C B YORK ALT HS	08-01-2007	36.01	05-2010	63,896.88
DANDELES, DENNIS	IRVING	10-02-2006	37.93	08-2008	73,620.96
DANGERFIELD, FLORA ELIZABETH	GARY	08-01-2007	34.07	10-2008	102,339.84
DANIEL, HERMAN L	CW EDUC GENERAL	08-01-2008	8.05	01-2010	4,505.28
DANIEL, PHALA T	TECHNOLOGY SVCS	08-01-2007	18.91	07-2008	37,474.56
DANIEL GRIFFIN, JAMES	SUB TEACHER POSTAL	07-02-2007	26.47	11-2008	46,293.24

DANIELS, DIANE	MIRELES	07-02-2007	35.15	06-2008	51,509.40
DANIELS, ELAINE	CW EDUC GENERAL	02-01-2011	35.24	05-2011	83,376.96
DANIELS, PAULINE JESSICA	BELDING	07-01-2008	35.28	09-2009	57,111.72
DANZEY, CHARLOTTE A.	ROOSEVELT H S	07-02-2007	37.12	05-2008	51,923.76
DAQUILANTE, EILEEN MARIE	BATEMAN	07-02-2007	23.05	10-2008	38,836.92
DARLING, ANNIE LEE	CHICAGO VOCATIONAL	07-02-2007	31.50	05-2008	51,309.12
DASE, MARY JEAN	ROBESON H S	07-02-2007	33.39	10-2008	58,547.52
DASKO, GLORIA P	CORKERY	07-02-2007	33.94	11-2008	51,694.80
DAVIDSON, BARBARA MAE	CW SPEC SVCS SUP	10-01-2009	16.71	02-2010	26,345.16
DAVIE, NATHA L	CW LITERACY	07-02-2007	40.02	04-2008	55,406.28
DAVIS, BARBARA J	CW EDUC GENERAL	08-01-2007	21.55	07-2009	15,317.52
DAVIS, BELINDA	CW EDUC GENERAL	07-01-2009	38.85	12-2009	60,639.12
DAVIS, BETTY J	BEASLEY ACAD MAG	07-01-2008	38.29	11-2009	58,986.36
DAVIS, CHARLES HOWARD	CURTIS	01-04-2010	33.97	07-2010	97,786.80
DAVIS, CHERYL ANITA	SIMEON CAREER ACA	04-01-2008	34.61	09-2009	60,288.48
DAVIS, DEBORAH ANN	CW LITERACY	08-02-2010	36.03	10-2010	73,678.68
DAVIS, DEBRA	HOLMES	03-02-2009	33.96	02-2010	58,308.12
DAVIS, DELORES	HUMAN RESOURCES	09-01-2009	34.23	06-2010	80,795.28
DAVIS, DOROTHY JEAN	MCNAIR ACAD CTR	01-02-2009	26.86	02-2010	42,564.12
DAVIS, ELLEN CONSTANCE	YOUNG MAGNET H S	07-01-2008	34.58	09-2009	53,569.68
DAVIS, ESCENIATH J	OWENS COMM ACAD	08-01-2007	35.95	07-2008	77,292.60
DAVIS, EVERETT	DUNBAR VOC H S	11-02-2009	35.31	02-2010	70,175.16
DAVIS, GERALDINE TERESA	CLARK MIDDLE	08-01-2007	34.01	03-2009	56,656.56
DAVIS, GLORIA JEAN	WENTWORTH	08-02-2010	35.95	03-2011	61,421.64
DAVIS, HARRY SHANE	KENWOOD ACAD H S	07-02-2007	34.31	06-2008	57,159.36
DAVIS, JACQUELINE ELAINE	CW SPEC SVC IN/A	08-01-2007	27.73	07-2008	37,898.28
DAVIS, JOHNNY	HS ATTENDANCE UNIT	08-01-2008	35.88	10-2009	53,767.32
DAVIS, KAREN DENISE	SHERWOOD	01-04-2010	31.14	06-2010	38,780.64
DAVIS, MELVA DIANNE	CW EDUC GENERAL	07-01-2008	34.70	10-2009	51,497.16
DAVIS, RHONDA EILEEN	CALUMET ACAD H S	07-02-2007	34.77	07-2008	55,356.84
DAVIS, RITA DENISE	FARADAY	07-02-2007	23.00	07-2008	28,963.08
DAVIS, ROSALYN B	MCKAY	07-02-2007	33.48	06-2008	51,044.88
DAVIS, STEPHANIE	FORT DEARBORN	07-02-2007	33.95	04-2008	53,775.48
DAVIS, VALERIE DAURICE	HUMAN RESOURCES	08-03-2009	34.67	03-2011	75,460.92
DAVIS, VOYIA	PARKER COMM ACAD	08-01-2007	33.49	11-2008	95,487.00
DAVIS, WILLIAM MC KINLEY	SCH & COMM RELS.	08-01-2007	35.20	07-2008	73,771.56
DAVIS GAMBLES, JOYCE	TILDEN H S	07-02-2007	34.38	08-2008	66,755.16
DAWSON, BEVERLY	MADISON	07-02-2007	36.24	04-2008	51,970.20
DAWSON, DEIDRE M	CW EDUC GENERAL	07-01-2008	34.23	03-2011	53,674.68
DAWSON, ROSEMARY	CALUMET ACAD H S	07-02-2007	35.36	04-2008	57,701.40

DAY, EILEEN MARIE	BLAINE	07-01-2009	34.28	12-2009	61,783.80
DE LA TORRE, FABIA	DARWIN	07-02-2007	24.13	06-2008	36,777.72
DE LOS REYES, REBECA	AREA INS OFFICE 1	10-01-2009	35.25	05-2010	116,684.64
DE RON-HEAD, KAREN	ARMOUR	07-02-2007	37.24	04-2008	56,549.76
DEAN, VANESSA MARIE	MARQUETTE, JAMES	07-01-2009	35.33	12-2009	55,711.68
DEBOCK, ANNE GRACE	BELL	07-01-2009	34.77	04-2010	60,774.36
DEBOW, DOLORES D.	COURTENAY	11-01-2010	46.59	11-2010	58,173.84
DECARLO, MARY B	CW SPEC SVC IN/A	07-02-2007	28.27	05-2008	47,844.12
DECHANT, SANDRA MARIE	PULASKI ACADEMY	07-01-2008	28.99	11-2009	50,567.04
DECHATELET, MARY ANN	EBERHART	07-02-2007	26.96	06-2008	41,096.88
DEDES, CHRISOULA	TAFT H S	07-02-2007	34.09	04-2008	57,696.60
DEJNOWSKI, ARLENE P	TURNER-DREW LANG	07-02-2007	39.29	06-2008	53,775.60
DELA CRUZ, GLORIA SAN MIGUEL	CW EDUC GENERAL	07-01-2008	16.55	04-2010	9,237.48
DELANCEY, DARYL JEROME	LUTHER HS - SOUTH	08-01-2007	25.83	07-2008	39,025.20
DELCORIO, ROBERT C	CARVER MIDDLE	08-01-2007	32.57	07-2008	49,654.92
DELEON, EDITH NOALI	KENNEDY H S	10-01-2010	20.57	10-2010	37,524.84
DELGADO, ALMA IVELISSE	WELLS HS	07-01-2010	35.07	11-2010	64,413.84
DELITKO, PHYLLIS M	MARQUETTE, JAMES	07-02-2007	20.91	06-2008	35,390.64
DELL, JOHN R	SWIFT	07-01-2010	22.00	09-2010	37,740.48
DELMARTO, JUDY J	HANSON PARK	10-01-2008	34.00	10-2009	54,022.32
DELONEY, PATRICIA ARLENE	CRANE TECH H S	08-01-2007	36.24	11-2008	78,504.96
DELSING, MARIA CLARE	BONTEMPS	08-02-2010	21.19	01-2011	38,736.12
DEMPSEY, PATRICIA ANN	BLAINE	07-01-2008	34.06	07-2010	55,931.16
DENMARK, LUCILLE	REED	08-01-2007	20.99	07-2008	50,714.40
DENT, LORETTA	OVERTON	08-01-2007	36.43	07-2008	87,643.20
DENTON, FLORENCE LOUISE	CW EDUC GENERAL	03-03-2008	26.62	11-2009	63,890.64
DEPPONG, JOAN C	BELDING	10-01-2006	30.42	12-2007	48,528.72
DERR, GARY L	SENN METRO ACAD	10-01-2008	19.20	09-2009	29,919.60
DESAI, JYOTIBEN YOGENDRA	SCHOOL OF TECH	07-02-2007	32.06	08-2009	54,427.44
DESIRE, PATRICIA ANN	MARCONI COMM ACAD	07-01-2008	24.71	09-2009	38,834.88
DESKOVICH, MARY	STEINMETZ A C	07-01-2007	34.24	04-2008	57,106.92
DESMOND, MARY	SUTHERLAND	07-02-2007	36.21	05-2008	57,878.28
DESPOTES, LEANN M	LINCOLN	07-02-2007	37.31	04-2008	54,261.00
DEUTSCH, LEONIE JULIA	DISNEY MAGNET	07-01-2009	33.98	12-2009	56,435.28
DEUTSCHMAN, MARGARET L	GOETHE	08-01-2007	35.67	07-2008	84,009.96
DEVINCENT, NEILSINE A	SHERMAN	07-01-2008	38.75	10-2009	53,730.84
DEVINE, RICHARD JOHN	CALUMET ACAD H S	08-01-2007	32.05	08-2008	48,409.80
DEVITA, MARGARET LYNN	SHIELDS	07-02-2007	35.63	04-2008	51,967.32
DHALIWAL, PRITAM KAUR	ELLINGTON	07-01-2010	27.87	02-2011	49,823.16
DIAB, LEILA	KENNEDY H S	02-01-2011	17.41	06-2011	31,732.08

DIAMANTOPOULOS, FRANK	LINCOLN PARK H S	10-02-2006	34.24	11-2009	49,975.32
DIAMOND, SUSAN ELLEN	TALCOTT	08-01-2007	26.23	07-2008	39,477.48
DIAZ, ANA	NORTH-GRAND H.S.	07-01-2009	20.34	12-2009	33,242.52
DIAZ, MIRNA MARIA	NOBEL	06-02-2008	34.10	09-2009	102,419.52
DIAZ, RICHARD MANUEL	FIELD	07-01-2008	23.14	10-2009	40,366.68
DILL, HENRY	COLLINS H S	08-01-2007	21.18	05-2008	30,757.80
DILLARD, MARIE J	RYERSON	07-01-2009	24.85	12-2009	44,510.40
DILLINGHAM, GLENDA F	CW SPEC SVCS SUP	08-01-2007	34.30	10-2010	68,603.16
DILLON, DANIEL ONEIL	CW EDUC GENERAL	08-02-2010	23.81	06-2011	53,447.04
DILLON, ELOISE	BATEMAN	07-02-2007	35.39	06-2008	51,505.08
DINN, LINDA R	LAKE VIEW H S	07-01-2009	42.80	12-2009	62,629.80
DITTEMORE, GEORGE FREDERICK	SULLIVAN H S	07-02-2007	37.20	05-2008	52,113.12
DIXON, PHYLLIS	CURTIS	07-02-2007	34.35	06-2008	54,217.08
DLUGER, ANNETTE	TAFT H S	07-01-2009	34.02	12-2009	61,391.28
DOBBEY, PATRICIA ANN	OWENS COMM ACAD	08-02-2010	20.40	02-2011	34,882.80
DOBROVOLSIS, SANDRA ANN	LAS CASAS OCC H S	08-01-2008	34.39	10-2009	56,296.32
DOBROZSI, ROBYN LOUISE	YATES	07-01-2010	25.84	11-2010	39,457.80
DOBZYN, MARGARET ANN	HENRY	07-02-2007	16.09	04-2008	24,537.12
DODD, MARCUS ZELL	HUBBARD H S	08-01-2008	20.70	09-2009	32,481.00
DODD, PATRICIA A	DAWES	07-01-2010	35.99	11-2010	58,381.92
DODSON, LORI GAULT	CW SPEC SVC IN/A	08-02-2010	33.98	09-2010	63,499.44
DOE, HELEN MATSUE	HAMILTON	07-01-2009	36.51	02-2010	58,321.80
DOERR, MARGARET	COOPER	07-01-2008	37.94	09-2009	53,569.68
DOHR, JOHN A	JEFFERSON N	08-01-2007	7.60	05-2010	10,939.44
DOLEJSI, JOANNE RETTA	MANLEY CAREER ACA	07-02-2007	38.31	03-2009	51,932.04
DOLES, LUCINDA WHITE	CW SPEC SVCS SUP	07-02-2007	15.57	08-2008	25,469.16
DOMANOWSKI, DOROTHY	YOUNG MAGNET H S	07-02-2007	17.09	04-2008	28,895.04
DOMBROWSKI, MARY KAY	PICCOLO ELEMENTAR	07-02-2007	21.90	04-2008	31,780.56
DOMMER, REBECCA HORNICK	HANCOCK H S	07-01-2008	34.99	09-2009	59,472.60
DONALD, DANNIE R	RYERSON	08-01-2008	46.52	10-2009	58,292.40
DONALD, SANDRA VERNICE	ENGLEWOOD ACAD H	07-02-2007	34.45	06-2008	53,775.60
DOOLEY, BARBARA R	SUTHERLAND	07-01-2008	34.13	09-2009	59,472.60
DOOLEY, JOSEPH J	SUB TEACHER POSTAL	07-01-2008	8.94	09-2008	4,926.96
DORAN, RICHARD BERNARD	LIBBY	07-02-2007	33.78	05-2008	53,382.72
DORSEN-TERMAN, SANDRA	VON STEUBEN METRO	07-02-2007	23.17	05-2008	35,008.92
DORSEY, CHARLENE	KENNEDY H S	07-02-2007	34.68	06-2008	50,254.68
DORSEY, GLORIA G	DUNNE	02-02-2009	39.59	04-2010	52,505.40
DORSEY, RICKEY PAUL	OFFICE OF AREA IN	09-01-2009	36.72	02-2011	66,456.84
DOSS, LINDA ELAINE	HAMLIN	01-04-2010	25.86	05-2010	37,374.24
DOUGLAS, LEOLA	DOOLITTLE EAST	07-02-2007	19.96	10-2008	30,149.76

DOUGLAS, RUBY.....	THORP J N	09-04-2007	20.42	07-2008	32,286.60
DOWER, SUSAN JEAN	MAYER	07-01-2009	20.72	12-2009	34,252.20
DOWNER, TANYA N	SONGHAI	07-01-2010	39.69	12-2010	62,091.36
DOXY, LORENA	GLOBAL VISIONS	02-01-2008	13.40	07-2010	18,691.68
DOYLE, ROBERTA JA ANN	HANSON PARK	07-01-2009	18.12	12-2009	29,612.04
DRECHNEY, MICHAELNE.....	THORP O A ACAD	07-01-2009	16.59	02-2010	27,698.28
DRELIOS, GEORGE A.....	CW SPEC SVCS SUP.....	08-01-2007	35.19	05-2011	72,785.40
DRES, AMELIA	STOCKTON CPC BR.....	12-01-2009	36.51	05-2010	54,142.80
DREW, JOHN PATRICK	CALDWELL	07-02-2007	36.69	05-2008	54,265.56
DREW, THOMAS EDWARD	LAWNDALE COMM ACA	07-02-2007	34.14	06-2008	54,210.84
DRISCOLL, MARY ANN	STAGG	09-01-2009	20.49	02-2010	35,489.04
DRYER, SHARON A	CHGO MILITARY ACA	08-01-2007	35.36	07-2008	77,681.76
DU BOISE, MARQUERITE	CW EDUC GENERAL.....	11-01-2009	20.06	07-2010	16,914.84
DUBOFF, SHARI MELINDA	GRAHAM	08-01-2007	34.46	08-2008	60,171.36
DUDCZYK, MARY RUTH	SAWYER	07-02-2007	36.93	09-2009	57,698.52
DUDLEY SINGLETON, LYNN DARICE	WOODSON SOUTH	10-01-2008	34.11	02-2010	62,452.44
DUFFY, ANN PATRICIA	LINCOLN	10-01-2006	36.81	04-2008	78,925.80
DUFFY, SHARON MARY	FAIRFIELD ACADEMY	10-01-2008	20.13	10-2009	33,962.28
DUGAN, GERALD VINCENT	MARSH	08-02-2010	36.84	09-2010	111,019.68
DUGGAN KLINKERT, EILEEN	CALDWELL	07-02-2007	34.31	07-2008	58,512.96
DUGROT, MARJORIE ANN	YOUNG MAGNET H S.....	07-02-2007	37.63	06-2008	57,878.28
DUKES, SHIRLEY REESE	AREA INST OFFICE	08-01-2007	38.97	07-2008	83,859.00
DUMAS, MARY ALICE	BASS	08-02-2010	27.32	05-2011	47,122.80
DUNAJSKA, BARBARA.....	SCHURZ H S	07-01-2010	17.14	11-2010	30,905.64
DUNMORE, PRISCILLA	JENNER	07-02-2007	36.60	06-2008	52,892.88
DUNN, BRENDA JOYCE	OGLESBY	07-02-2007	19.85	04-2008	30,785.04
DUNN, STEPHANIE E.....	OFFICE OF AREA IN	08-01-2007	35.49	04-2008	90,925.68
DUNN GAVIN, KATHLEEN VICTORIA	SIMPSON ACADEMY	07-01-2008	34.27	10-2009	55,580.28
DUNNE, MARY THERESE.....	CW LITERACY	03-01-2010	5.57	07-2010	10,323.00
DUPONT-DAWKINS, BEVERLY CHARLIEN	FARRAGUT CAREER A	07-01-2010	20.96	11-2010	35,914.68
DURAISE, NATALIE	BARRY	07-01-2008	26.93	10-2009	42,322.44
DURBIN, AMY TAPHANIE	CW EDUCATION	02-01-2011	10.50	01-2011	20,649.12
DURHAM, NEDRA A.....	OWENS COMM ACAD	07-02-2007	34.49	06-2008	54,261.00
DURR, JOCELYN SAVANNAH	SCHOOLS & REGIONS	08-01-2007	14.90	07-2008	28,740.48
DUSEK, CATHIE E.....	ROOSEVELT H S	07-02-2007	34.59	06-2008	51,974.52
DUSEK, DENNIS D.....	CURIE METRO H S	07-02-2007	35.22	04-2008	56,556.24
DUZANSKY, REGINA.....	SAYRE LANG ACAD	07-01-2009	27.39	12-2009	45,338.28
DYBIS, LINDA SUE	LITTLE VILLAGE	11-01-2010	15.88	05-2011	25,207.92
DYKAS, COLLEEN R.....	CHICAGO TEACHERS UNION.....	08-02-2010	34.10	04-2011	108,785.40
DZIEGINSKI, JOYCE ROBERTA	DAVIS ACAD	07-02-2007	36.38	06-2010	51,970.20

DZIEWONSKI, MARION MICHAEL	PADEREWSKI	07-01-2009	36.76	12-2009	55,711.68
EASHMON, MYRNA JOYCE	CW EDUC GENERAL	10-01-2010	33.88	02-2011	78,564.96
EASLEY, SHEILA H.	SUB POSTAL SERVICE	10-01-2007	28.53	06-2009	40,882.92
EAVES, MARY GEDDIE	FARNSWORTH	07-02-2007	20.51	04-2008	32,484.12
EBELING, ROBERT CHARLES	DE DIEGO COMM ACA	07-02-2007	33.42	04-2008	56,523.48
ECHOLS, LINDA B.	MADISON	08-01-2007	34.28	07-2008	101,101.20
ECO, NERIA L	HERZL	01-02-2008	35.31	10-2009	54,968.16
ECTOR, MARY V.	CTU	08-01-2007	34.29	11-2007	68,372.52
EDELNANT, MARIA JOSEFINA	STOCKTON	08-01-2009	30.87	12-2009	51,109.32
EDELSON, DENISE NOREEN	SOLOMON	07-01-2009	34.60	04-2010	63,331.92
EDISON, CHARLES EDWARD	ROBESON ACHIEV AC	12-01-2008	7.52	01-2010	6,508.32
EDISON, DEBORAH DENISE	REAVIS	07-02-2007	30.15	06-2009	41,379.00
EDLING, LOIS KAY	STEVENSON	07-02-2007	35.04	07-2008	57,740.76
EDMONDSON, JEANNE HARRIET	CW SPEC SVC IN/A	08-01-2010	26.23	02-2011	49,822.08
EDWARDS, ANORA GWENDOLYN	COLES	07-01-2010	41.87	11-2010	61,302.84
EDWARDS, ARNOLD ROBERT	SULLIVAN H S	08-01-2007	21.27	06-2009	32,417.52
EDWARDS, CAROL A.	CW EDUC GENERAL	07-01-2010	16.06	05-2011	29,784.12
EDWARDS, ZEZELLA VETUAN	CW EDUC GENERAL	11-02-2009	35.32	06-2011	80,972.76
EELLS GUZIK, CAROL JANE	ATTUCKS	07-02-2007	33.98	07-2008	54,311.76
EGAN, DONNA STARK	SHERIDAN MAGNET	07-02-2007	33.99	04-2009	54,026.40
EGGERDING, STEPHEN FREDRICK	HEARST	07-01-2009	24.82	02-2010	38,873.40
EHRlich, MARY DELLA	SAUCEDO SCHOL ACA	07-02-2007	33.96	08-2008	57,180.48
EICHHORN, ANDREA MARIE	GRISSOM	08-02-2010	34.03	06-2011	78,077.28
EILAND, TIOMBE ALMA	SECOND CHANCE	08-02-2010	37.52	01-2011	64,798.32
EINHORN, MORTON J.	FORMER TEACHER	04-01-2008	5.50	03-2008	767.52
EIRICH, PATRICIA	GOETHE	07-02-2007	23.20	04-2008	35,055.12
EISMAN, JUDITH LINDA	CLINTON	07-01-2009	34.39	12-2009	58,913.40
EISNER, RICHARD WILLIAM	HOLDEN	07-01-2010	34.73	01-2011	61,454.52
ELAKKATT, JOHN C.	CW EDUC GENERAL	07-02-2007	8.25	11-2008	4,460.40
ELFAYER, PENELOPE ANN	BYRNE	07-01-2010	21.87	10-2010	37,413.84
ELFINGER, MARTIN STEVEN	ROOSEVELT H S	07-02-2007	34.88	04-2008	51,921.96
ELIZONDO, ELIZABETH	EVERGREEN ACAD	08-01-2007	30.37	07-2008	85,030.32
ELKINS, JANET A.	GALE COMM ACAD	07-01-2008	28.62	11-2009	46,228.08
ELLINGTON, ALVA B.	HENDRICKS COMM AC	07-02-2007	34.30	05-2008	49,512.36
ELLIS, CAROLYN CHERYL	MORTON CAREER ACA	07-02-2007	35.17	05-2008	53,775.48
ELLISON, WENDELL CHARLES	CW EDUC GENERAL	05-01-2009	22.32	01-2011	21,992.40
ELLZEY, BESSIE MAE	BARTON	01-04-2010	37.29	02-2010	59,964.12
EMMER, HOWARD JOEL	CW LITERACY	08-02-2010	30.20	01-2011	54,008.88
EMPFIELD, MARY DONOHUE	JACKSON ACAD	08-02-2010	43.08	12-2010	59,791.44
EPPLEY, MARILEE THERESE	WACKER	07-01-2008	33.73	09-2009	52,994.76

EQUIHUA, NATHALIA	GRISSOM	08-02-2010	5.50	10-2010	8,934.12
ERES, AVA F	HARPER H S	07-01-2008	34.55	09-2009	53,569.68
ERGANG, CRAIG PAINE	WASHINGTON G	10-02-2006	33.24	04-2008	82,671.60
ERGANG, PAULA J	WASHINGTON G	09-01-2005	34.43	05-2008	50,883.60
ESKRIDGE, VANIA K	MIRELES	07-01-2010	37.05	10-2010	58,314.72
ESPOSITO, ROBERT FRANK	HUBBARD H S	07-02-2007	27.05	05-2008	41,235.72
ESTER, ELIZABETH	HS DEVELOPMENT	08-02-2010	39.83	10-2010	82,995.00
ESTKA, EDMUND ANDREW	WHITNEY	07-02-2007	34.52	04-2008	51,970.20
ESTRADA, ELLEN CLARE	WALTER PAYTON	01-03-2011	30.53	04-2011	78,894.12
ESTRADA, JUDY ANN	CW MATH & SCI	07-01-2010	34.57	12-2010	74,631.24
EVANS, ALLAN	CW EDUC GENERAL	08-02-2010	15.50	05-2011	28,235.64
EVANS, CHERYL ANN	GILLESPIE	03-01-2011	20.79	05-2011	37,438.32
EVANS, LILY M	LAS CASAS OCC H S	07-02-2007	37.39	07-2008	55,204.80
EVANS, MARIE JEAN	HENDERSON	07-01-2009	23.09	12-2009	40,223.28
EVANS, STELLA ANNETTA	ROBESON H S	07-01-2008	32.50	04-2010	54,827.52
EWELL, MARCIA FLORENCE	BRADWELL	08-02-2010	34.01	04-2011	58,381.92
EWING, GEORGE EDDIE	HOPE COLLEGE PREP	07-02-2007	21.57	07-2008	28,809.24
FABER, EMMANUEL	DRAKE	07-01-2009	25.33	12-2009	44,763.72
FACKLER, FRANK LEE	NIGHTINGALE	09-01-2009	25.77	04-2010	40,334.52
FAHEY, PATRICK B	BOGAN TECH H S	07-02-2007	33.91	07-2008	57,185.16
FALK, VIVIEN LYON	ALCOTT	07-02-2007	34.28	04-2008	51,547.92
FANTIS, EDWARD PATRICK	NORTH-GRAND H.S.	07-02-2007	35.18	06-2008	54,113.88
FARBER, LINDA BASS	AVONDALE	07-02-2007	42.84	06-2008	51,974.52
FARMER, PEARLIE MOTON	PICCOLO ELEMENTAR	07-01-2009	35.22	12-2009	61,862.28
FARMER, YVONNE	CW EDUC GENERAL	08-01-2008	24.10	03-2010	15,894.24
FATA, SHARA MIRIAM	KILMER	07-01-2010	36.39	12-2010	64,216.80
FAULKNER, ROSALYN	WEST PULLMAN	08-02-2010	33.99	02-2011	63,489.96
FAVORS, HERBERT C	SUB TEACHER POSTAL	09-01-2009	12.59	11-2010	10,622.76
FEDERMAN, RITA R	STONE ACAD	07-01-2010	34.30	10-2010	62,212.92
FELCZAK, JOANNE M	KELLY H S	08-02-2010	11.90	11-2010	19,124.28
FELDMAN, ARACELY GRANADOS	INTER-AMERICAN	10-02-2006	25.94	09-2007	40,961.76
FELINSKI, CHARLES	STEINMETZ A C	08-01-2008	25.25	03-2010	40,424.52
FERGUSON, BARBARA	GWENDOLYN BROOKS	07-02-2007	44.79	06-2008	54,915.00
FERNANDEZ, ISABEL	MOOS	07-02-2007	30.13	04-2008	50,011.80
FERRELL, NATHANIEL	C B YORK ALT HS	09-04-2007	33.43	05-2011	59,313.96
FERRER, ALEJANDRO CONSTANTINO	CALMECA	07-01-2009	27.22	01-2010	46,403.64
FIELDS, CYDNEY BETH	RAY	08-01-2007	34.82	10-2008	102,778.44
FINAN, KATHLEEN ANN	CW SPEC SVCS SUP	07-01-2009	26.75	12-2009	45,596.16
FINEGAN, MARY JANE	AVALON PARK	05-01-2009	34.47	02-2010	58,478.28
FINN, DANIEL THOMAS	CARVER MILITARY	07-02-2007	34.36	03-2009	51,923.76

FINN, ROBERT MICHAEL.....	WILDWOOD	08-02-2010	43.09	10-2010	81,805.44
FINN, THERESE ELIZABETH.....	CW SPEC SVCS SUP.....	07-02-2007	26.52	05-2010	49,644.72
FINNEY, SHARON	CW LANG & CULTUR.....	03-02-2009	30.18	10-2009	71,712.24
FISCHER, DAVID HUBERT.....	CW EDUC GENERAL.....	08-02-2010	5.50	01-2011	1,963.44
FISHER, CAROL ANN.....	NATL TCHRS ACAD	07-02-2007	35.16	06-2008	69,967.68
FISHER, MURRAY KEITH.....	SOUTHSIDE ACAD.....	07-02-2007	34.29	06-2008	58,071.48
FITCH-BLANKS, CONNEE R.....	CTU.....	08-02-2010	37.40	12-2010	106,875.36
FITZGERALD, ROSE ANN.....	BRONZEVILLE SCHOL.....	07-01-2009	24.15	02-2010	40,159.80
FITZGIBBONS, JOHN JOSEPH.....	MOSE VINES ACADEM	07-02-2007	34.85	04-2008	63,458.16
FITZPATRICK, CYNTHIA FAYE.....	SCHILLER	08-01-2007	36.88	09-2008	93,448.68
FIUMEFREDDO, GAIL MARIE.....	COURTENAY	07-01-2009	34.63	12-2009	56,183.28
FLADGER, SALLIE MAE.....	HOPE COLLEGE PREP.....	07-02-2007	35.74	04-2008	57,180.48
FLAGG, MERLINE ELIZABETH	SMITH	07-02-2007	34.63	05-2008	56,551.68
FLEMING, MICHELE JEANNENE.....	TURNER-DREW LANG	02-01-2010	33.24	06-2010	48,822.48
FLESCH, MARY C	CW SPEC SVC IN/A.....	07-02-2007	35.50	04-2008	56,551.68
FLEVARIS, STAVROULA	LATHROP.....	08-01-2008	23.74	11-2009	37,307.16
FLINT, SHARON ANNE	HAUGAN	07-01-2009	22.30	04-2010	38,532.36
FLOREK, DONNA F.....	BOGAN TECH H S.....	07-01-2009	35.95	12-2010	55,711.68
FLORES, JOSE GUADALUPE.....	CORKERY	07-01-2010	35.88	12-2010	60,936.12
FLORES, MIRNA.....	ROQUE DE DUPREY	08-02-2010	36.65	11-2010	89,112.48
FLORES, SILVIA MERCEDES	BURBANK	07-02-2007	28.01	08-2008	42,147.00
FLOURNOY, DORIS LEONTYNE.....	DVORAK ACAD	07-01-2010	20.00	11-2010	32,189.04
FLOWERS, ROSEMARY.....	CURIE METRO H S	07-01-2010	33.99	09-2010	55,612.68
FLOYD, JUANITA EDITH	CW LITERACY	07-02-2007	36.19	06-2008	60,036.84
FLYNN, DANIEL MICHAEL.....	GRISSOM	10-02-2006	34.45	06-2008	49,885.80
FLYNN, DEBORAH	GRISSOM	07-02-2007	33.65	10-2009	51,302.28
FLYNN, KAREN ELLEN.....	STEINMETZ A C	07-02-2007	35.17	04-2008	51,970.20
FOARD, FREDA CASSANDRA	ATTUCKS.....	07-02-2007	33.59	06-2008	51,213.36
FOLEY, KEITH P.....	HS ATTENDANCE UNIT.....	08-02-2010	42.17	11-2010	126,747.00
FOLINO, MARY ANN CHRISTINE.....	SCHURZ H S	08-02-2010	37.02	04-2011	107,696.04
FONSON, CAROLYN.....	LOCKE.....	07-02-2007	34.14	06-2008	57,696.60
FONTANEZ PHELAN, SANDRA MARIA	KELVYN PARK H S	08-03-2009	35.53	12-2009	109,683.96
FORD, EUGENE HERSHEY.....	WENTWORTH	07-01-2008	31.26	04-2011	63,150.12
FOREMAN, JAMES W.....	DUNBAR VOC H S	02-02-2009	50.05	03-2010	56,931.60
FORNEK, ROSEMARIE.....	EBERHART	08-01-2007	37.67	07-2008	77,588.16
FORSBERG, DONNA MARY	MCPHERSON	07-01-2010	36.32	01-2011	65,317.32
FORST, ROBERT JOSEPH	MARQUETTE, JAMES.....	07-02-2007	36.74	04-2008	55,406.28
FORTE, JOAN W.....	RANDOLPH ELEMENTA.....	08-01-2007	37.89	07-2008	94,376.04
FORTE, SHIRLEY A.....	GUNSAULUS ACADEMY.....	10-01-2006	36.09	07-2007	49,528.32
FOSTER, CATHY ANN	HARPER H S	07-02-2007	34.58	06-2008	51,505.08

FOSTER, JEANETTE SADARA.....	PEIRCE	07-01-2010	39.16	10-2010	58,381.92
FOSTER, JOHN CONLEY	LINCOLN PARK H S.....	07-02-2007	28.03	06-2008	50,943.36
FOSTER, ODESSA	LATHROP	10-01-2007	33.02	05-2008	47,960.16
FOSTER, WOODY CLAUDE.....	SIMEON CAREER ACA.....	11-02-2009	28.53	07-2010	43,592.52
FOUNTAIN-O'NEAL, DIANE	FRANKLIN MAGNET.....	08-01-2008	34.38	04-2010	53,569.68
FOX, DAVID	HENRY	07-02-2007	37.54	04-2008	51,923.76
FRAIN, JEAN ROSE	MT GREENWOOD.....	07-02-2007	14.08	04-2008	22,676.64
FRAZIER, MARSHA A	RAY	07-02-2007	34.02	10-2008	51,450.12
FREEMAN, DOLORES	ENGLEWOOD ACH ACD.....	08-01-2007	32.86	08-2008	76,973.28
FREEMAN, ETHEL L.....	DAVIS ACAD	07-02-2007	16.78	04-2008	25,572.72
FREEMAN, LUCILLE U	GRAHAM	07-02-2007	22.01	08-2008	32,539.92
FREEMAN, MARY KATHERINE.....	AREA INS OFFICE 1.....	08-02-2010	34.55	01-2011	81,226.80
FREEMAN, RUBY J	MT VERNON.....	07-02-2007	37.70	08-2008	56,339.88
FREEMAN, SANDRA JEAN.....	CW SPEC SVCS SUP.....	10-01-2009	34.09	03-2010	66,380.28
FREEMONT, GLORIA	JENNER.....	07-01-2008	34.25	09-2009	55,928.40
FRENCH, CELLIE L	RANDOLPH ELEMENTA	08-01-2008	30.13	11-2009	49,272.72
FRIEDMAN, CAROL S	HAMILTON	08-03-2009	33.51	12-2009	84,862.20
FRIEDMAN, TOBI ELLEN.....	TILTON	07-02-2007	33.69	06-2008	57,016.20
FRIERSON, ALMA CLAUDINE.....	THORP J N	02-01-2011	36.09	05-2011	60,644.04
FRIIS, DEBORAH ANN.....	BYRNE	07-01-2009	33.96	12-2009	55,711.68
FRISCHIA, SUSAN D	CARVER PRIMARY	07-02-2007	34.31	04-2008	51,970.20
FRISHMAN, JEFFREY A.....	HAYT.....	07-02-2007	34.90	07-2008	54,284.40
FROST, SHARON JOYCELYN.....	CW LITERACY	08-03-2009	36.36	02-2010	60,764.16
FRYER, JEANNE MARIE.....	FOREMAN H S	07-01-2009	25.35	01-2010	42,520.08
FUJII, JANET AKEMI.....	HENRY	07-02-2007	33.93	08-2008	57,306.84
FULLILOVE, GLORIA JEAN.....	ERICSON	08-02-2010	34.68	10-2010	108,030.60
FULLRIEDE, MARGARET A.....	GUNSAULUS ACADEMY.....	07-02-2007	33.95	04-2008	57,684.24
FULTON, BEVERLEY JEAN.....	COPERNICUS	01-04-2010	11.60	04-2010	16,131.84
FULTON, DWAYNE A	MARSH	06-01-2007	10.40	11-2008	13,405.92
FUMO, BARBARA ANN.....	HANSON PARK	08-01-2007	26.27	07-2008	67,757.16
FUNCHES, DELORIS	MT VERNON.....	07-02-2007	34.58	06-2008	51,974.40
FUNK, GAIL MARIE	SAYRE LANG ACAD.....	08-03-2009	35.43	01-2010	94,197.48
FUNK, MARY ELIZABETH.....	COLES	07-01-2008	21.19	10-2009	33,300.12
FURLOW, DORIS JEAN	BEARD	07-02-2007	34.34	05-2008	54,436.32
GABERIK, CONNIE METZ	CW EDUC GENERAL.....	07-02-2007	34.98	04-2008	51,505.08
GAGE, MIRIAM.....	CW EDUC GENERAL.....	07-02-2007	20.89	06-2008	31,563.48
GAINES, PATRICIA A	CW LITERACY	07-02-2007	34.58	07-2008	59,734.32
GAJDA, PATRICIA ANN	HURLEY	07-02-2007	10.28	08-2008	14,887.44
GALLAGHER, PETER JOSEPH.....	EBERHART	07-02-2007	33.96	06-2008	51,970.20
GALLAGHER, ROSINA MENA	CW SPEC SVCS SUP.....	07-02-2007	35.24	09-2008	76,343.76

GALLIMORE, MARY FRANCES	H B STOWE	03-02-2009	34.48	12-2009	54,734.52
GALLOWAY, LAVENIA JEWEL	BOGAN TECH H S	08-01-2008	24.89	04-2009	40,091.64
GALVEZ, ELSA MARIA	PEIRCE	07-02-2007	25.57	04-2008	42,882.72
GALVEZ, FAITH DARYL	EDUC TO CAREERS	02-01-2008	34.90	09-2010	77,474.76
GANT, LAJULE	ROSENWLD-CARROLL	08-01-2007	34.39	11-2008	53,796.72
GANTT, RANDI TOLMAIRE	ALTGELD	08-01-2007	35.63	07-2008	75,788.16
GARCIA, MARCO	SENN METRO ACAD	11-01-2010	20.65	01-2011	30,623.28
GARCIA, MARIA B G	GARY	03-03-2008	31.49	11-2009	46,268.88
GARCIA BERLANGA, ANNA	KENNEDY H S	08-01-2008	35.52	09-2009	88,488.12
GARCIA-HUMPHREYS, MARY ELLEN	MCCLELLAN	08-02-2010	33.97	09-2010	106,846.92
GARDNER, EILEEN RENEE	MOZART	07-02-2007	34.53	04-2008	57,652.56
GARDNER, ELAINE JOYCE	RANDOLPH ELEMENTA	07-01-2008	35.22	09-2009	59,472.60
GARDNER, PATRICIA R	JACKSON ACAD	07-02-2007	33.52	07-2008	56,226.60
GARLAND, JAMES LEE	REED	03-03-2008	43.59	09-2009	50,096.64
GARNER, CHARLES FRED	CHALMERS	08-01-2007	43.59	02-2009	51,984.84
GARNER, MALLORIE ANN	CW SPEC SVC IN/A	08-01-2007	33.61	07-2008	75,591.36
GARNER, PATRICIA ANN	GALLISTEL LANG AC	07-02-2007	26.11	04-2008	43,792.80
GARNER, SHARON LYNETTE	DUMAS	07-02-2007	33.98	04-2010	51,605.88
GARRETT, KATHERINE	CW EDUC GENERAL	11-01-2007	37.38	11-2009	78,802.92
GARRETT, LILLIAN DORINE	GOODLOW MAGNET	07-02-2007	34.20	04-2008	57,180.48
GARRETT, MYRA JEAN	MOLLISON	07-02-2007	21.55	06-2008	34,834.92
GARRETT, SHARON	CW EDUC GENERAL	07-02-2007	24.00	06-2008	38,420.40
GARRICK, E RENEE	CW SPEC SVC IN/A	08-02-2010	34.05	12-2010	78,643.68
GARTNER, JOSEPH FRANCIS	CW EDUC GENERAL	08-01-2007	17.46	10-2008	46,075.80
GARY, BRENDA JOYCE	WARD	07-01-2009	29.35	02-2010	41,668.68
GASSMAN, EILEEN RAMA	CARPENTER	07-01-2009	34.76	12-2009	62,629.80
GATZIOLIS, FRANCES	MATHER H S	07-02-2007	36.09	06-2008	54,261.00
GAUTHIER, FRANCINE	HUBBARD H S	07-02-2007	33.48	11-2008	60,466.56
GAY, ANTHONY REGINALD	MORGAN PARK H S	08-01-2007	13.60	11-2008	19,971.48
GEARON, ELIZABETH A	GREENE	08-01-2007	34.93	07-2008	104,722.80
GEBHARDT, DIANE LA VERNE	WATERS	05-03-2010	17.80	07-2010	26,892.60
GELSOMINO, SUSAN NIGRO	KELLY H S	07-01-2008	33.95	10-2009	67,531.20
GEMINO, VINCENT J	BOGAN TECH H S	07-02-2007	36.46	06-2008	57,701.40
GENGE, ROSEANN M	WENTWORTH	06-01-2009	15.15	04-2010	26,199.84
GEORGAKIS, MICHAEL E	CW EDUC GENERAL	01-04-2010	9.95	04-2010	4,101.48
GEORGIPOULOS, TOULA J	BROWN ACADEMY	07-02-2007	34.05	05-2008	51,970.20
GEORGOPOULOS, HELEN C	WATERS	08-02-2010	37.45	10-2010	63,775.56
GERACI, LENARD CHARLES	C B YORK ALT HS	08-01-2007	36.93	09-2010	68,052.84
GERST, JOANNE LEE	LYON	12-03-2007	32.48	09-2009	52,500.36
GETTO, JANET MARIE	FRAZIER INL BAC MAG	12-01-2009	21.12	04-2011	30,841.56

GIBBONS, GAYLE ROBIN.....	LINCOLN PARK H S.....	07-02-2007	34.89	08-2008	69,062.16
GIBBS, RONNEY L.....	CW EDUC GENERAL.....	11-01-2010	30.03	04-2011	83,803.80
GIBSON, MURIEL JOYCE.....	HEFFERAN.....	07-02-2007	36.47	08-2008	49,512.36
GIBSON-O'NEAL, SYLVIA SERENA.....	CW SCHLS & REGIO.....	08-01-2008	33.79	11-2009	104,059.68
GIERKE, WILLIAM NORMAN.....	BEAUBIEN.....	07-02-2007	35.29	04-2008	54,431.88
GIERSTIKAS, NIJOLE MARGARITA.....	MARQUETTE, JAMES.....	07-01-2010	21.04	11-2010	39,561.24
GILBERT, EUNICE R.....	CARNEGIE.....	07-02-2007	45.03	04-2008	54,265.56
GILDEN, MARSHA DEANNE.....	ALCOTT.....	07-01-2008	21.42	09-2009	35,136.96
GILIANA, APREM SHAMOON.....	SCAMMON.....	02-01-2008	27.26	09-2009	41,817.60
GILL, JAMES CHRISTOPHER.....	PEABODY.....	07-01-2008	38.51	02-2010	59,533.80
GILLESPIE, CLINTON.....	DYETT HIGH SCHOOL.....	08-03-2009	11.94	04-2010	18,826.32
GILLIAM, ALMA J.....	CURTIS.....	07-02-2007	33.99	08-2008	53,993.64
GILLIGAN, DAVID GERARD.....	HS DEVELOPMENT.....	08-02-2010	34.14	03-2011	123,167.76
GILMORE, EILEEN MARGO.....	CW LITERACY.....	08-01-2007	18.07	03-2010	28,302.60
GILSON, PEARL.....	NIXON.....	07-01-2010	21.41	11-2010	39,503.16
GINSBERG, CHARLES DAVID.....	LANE TECH H S.....	12-01-2008	41.90	11-2009	56,747.88
GINSBURG, JUDY E.....	SULLIVAN H S.....	10-01-2010	12.33	12-2010	19,442.16
GIPSON, WANDA JOYCE.....	HANSON PARK.....	07-01-2009	36.59	11-2009	55,711.68
GIVEN-KERRENS, BARBARA.....	CASTELLANOS.....	09-01-2010	35.23	12-2010	86,313.96
GLASS, NANCY SUE.....	HAMILTON.....	08-02-2010	25.01	11-2010	40,438.92
GLENN, JONAS.....	MATHER H S.....	07-01-2009	39.13	11-2009	61,391.28
GLICK, LINDA CONVISER.....	MCPHERSON.....	08-01-2007	38.15	08-2008	51,500.28
GLIEGE, GERARD ALFRED.....	SAWYER.....	08-01-2007	34.01	07-2008	96,665.64
GLOVER, FRANK.....	C B YORK ALT HS.....	08-01-2007	34.06	09-2008	68,292.96
GLOWER, MICHAEL.....	SAYRE LANG ACAD.....	07-01-2008	33.17	10-2009	51,791.16
GLOWER, VOULA.....	STEINMETZ A C.....	07-01-2008	35.31	10-2009	53,502.48
GODZICKI, KATHLEEN ANNE.....	BEAUBIEN.....	07-02-2007	27.16	04-2008	45,056.16
GOEBEL, JUDITH LYNN.....	CURIE METRO H S.....	07-02-2007	33.99	04-2008	51,505.08
GOLD, HOWARD STANLEY.....	CW EDUC GENERAL.....	05-03-2010	34.79	11-2010	57,045.48
GOLDRICK, JUDITH A.....	MAY COMM ACAD.....	07-01-2010	46.31	12-2010	61,795.92
GOLDSTEIN, TRUDY HELENE.....	YATES.....	08-01-2008	35.21	11-2009	83,605.56
GOMEZ, FELIPE DONALDO.....	CW EDUC GENERAL.....	07-01-2010	31.71	10-2010	54,301.68
GOMEZ, FLORA.....	BOONE.....	07-01-2010	16.93	10-2010	32,170.44
GOMEZ, JULIO HERNAN.....	CW EDUC GENERAL.....	07-02-2007	33.99	08-2008	53,079.60
GONZALEZ, CHRISTINA.....	ZAPATA ACADEMY.....	09-01-2006	32.62	09-2007	84,248.04
GONZALEZ, IVETTE.....	AREA INST OFFICE.....	08-02-2010	32.25	12-2010	66,795.84
GONZALEZ, SALVADOR.....	CHOPIN.....	08-01-2007	34.02	09-2009	100,110.96
GONZALEZ VELAZQUEZ, ZAIDA.....	KING.....	07-01-2006	33.04	12-2007	57,984.36
GOODHART, DIANE.....	ARMSTRONG G.....	07-02-2007	21.89	04-2008	37,021.80
GOODRICH, BARRY I.....	DISNEY MAGNET.....	08-01-2007	33.91	05-2008	51,687.60

GOODSON, JACQUELINE KEATING	REINBERG	07-01-2009	34.78	04-2010	62,629.80
GOODWIN, GLORIA	HEROES ACADEMIC	07-02-2007	31.09	04-2008	47,357.88
GOODWIN, MARGARET A.	LINCOLN	07-02-2007	41.78	06-2008	57,180.48
GOOSBY, BEVERLY L.	CW EDUC GENERAL	01-04-2010	34.42	07-2010	56,796.96
GOOSBY, MARI	MT VERNON	09-01-2009	29.33	01-2010	65,691.12
GORDON, EMMA	BOONE	03-01-2006	13.50	04-2008	20,426.28
GORDON, FRANCES	PECK	08-01-2007	34.89	07-2008	86,436.24
GORDON, OLLIE BELL	C B YORK ALT HS	08-01-2007	34.26	08-2008	67,724.76
GORDON, SHIRLEY	BURKE	03-03-2008	33.93	09-2009	55,632.48
GORE-MERRIWEATHER, PATRICIA	GUNSAULUS ACADEMY	07-02-2007	35.96	09-2010	55,410.84
GORECKI, JAMES ALBERT	CW PRN PREP & DEV	08-01-2008	37.85	01-2010	97,029.24
GOSLAWSKI, MARIANNE	OUR LDY GRACE	08-01-2008	18.91	09-2009	29,670.48
GOSS-HARRIS, GLORIA JEAN	DE PRIEST	08-01-2008	28.10	11-2009	47,947.56
GRABER, LOIS JONELLE	HEFFERAN	08-02-2010	32.10	02-2011	52,624.32
GRABOWSKI, SUSAN JANE	SCHURZ H S	07-01-2010	31.19	12-2010	59,247.36
GRAGNANI, GLORIA CORINA	COONLEY	01-03-2011	34.06	06-2011	53,028.36
GRANDERSON, CURTIS	HALE	07-02-2007	34.90	04-2008	51,970.20
GRANDERSON, MARY JEAN	CURIE METRO H S	07-01-2008	25.74	11-2009	40,437.00
GRANEY, MARY KAY	WHITTIER	07-02-2007	22.98	06-2008	38,112.24
GRAVES, GWENDOLYN	KELLY H S	08-02-2010	34.95	01-2011	91,441.20
GRAY, ALANE	ATTUCKS	10-01-2010	30.58	02-2011	45,289.68
GRAY, AUDRA D.	SUB POSTAL SERVICE	12-01-2005	43.55	02-2009	45,885.48
GRAY, FRANCINE DEBORAH	CW EDUC GENERAL	07-01-2008	28.25	05-2011	67,585.08
GRAY, LYNDIA CORNELIA	BEASLEY ACAD MAG	07-02-2007	34.04	05-2008	55,406.28
GRAY, RICHARD C.	CHGO MILITARY ACA	08-03-2009	17.38	11-2009	57,630.24
GRAY, ROSETTA CHARLENE	DRUMMOND	08-03-2009	36.26	04-2010	57,711.48
GRAYSON, DAISY MAE	MARSHALL METRO H	07-01-2010	21.73	11-2010	38,832.72
GREEN, ARDELL	SKINNER	03-01-2011	34.65	06-2011	62,592.96
GREEN, BETTY A.	HERZL	08-01-2007	40.36	09-2008	107,761.56
GREEN, DEBORAH ELAINE	STEINMETZ A C	02-02-2009	34.19	11-2009	57,152.64
GREEN, VERGIA	SPENCER	07-02-2007	21.75	07-2008	32,988.36
GREENE, GWENDOLYN Y.	OWENS COMM ACAD	07-02-2007	36.62	08-2008	51,584.28
GREENE, JUDITH C.	OTIS	07-02-2007	34.04	04-2008	57,696.60
GREENSPAN, BRUNI B.	COONLEY	08-01-2007	33.97	05-2008	49,512.36
GREER, BETTY	LIBBY	09-04-2007	44.32	07-2009	98,122.92
GREGORY, MARTIN JON	CW EDUC GENERAL	02-02-2009	29.28	11-2009	51,150.00
GREGWOR, YVONNE	DULLES	11-01-2007	48.96	09-2008	49,516.56
GRENZ, SALLY ANN	HEALY ANNEX	07-02-2007	33.38	08-2008	56,938.08
GRIFFIN, BIRDIA LEE	NEIL	07-02-2007	32.69	04-2008	52,661.16
GRIFFIN, ELLEN CATHERINE	CW SPEC SVC IN/A.	07-02-2007	34.54	08-2008	76,719.60

GRIFFIN, LILLIE CRAYTON.....	KOHN.....	08-03-2009	5.31	02-2010	5,677.68
GRIFFIN, MARY C.....	MORGAN.....	07-02-2007	34.13	05-2011	55,494.12
GRIFFIN, RICHARD CASANOVA.....	HYDE PARK ACAD H.....	07-02-2007	43.24	05-2008	53,779.92
GRIFFIN, SEDALIA LOLETA.....	CALUMET ACAD H S.....	07-02-2007	35.08	04-2008	52,785.96
GRIGGS, ALICE M.....	HURLEY.....	08-01-2007	36.83	05-2008	53,877.24
GRIMES, MICHELE.....	CARTER.....	07-01-2008	32.06	09-2009	52,819.68
GRKOVICH, DANIEL.....	STEINMETZ A C.....	07-01-2008	31.89	10-2009	50,042.64
GROCHOWIAK, GAIL CULLEN.....	OTIS.....	07-02-2007	36.03	04-2008	51,505.08
GROSS, CATHERINE MARYANN.....	HUGHES/DAVIS.....	03-01-2011	19.80	05-2011	36,237.24
GROSSBERG, JULIA JOYCE.....	CLARK G R.....	09-01-2010	20.55	02-2011	35,189.64
GROSSER, JUNEANN BUTALLA.....	MELODY.....	07-02-2007	34.98	05-2008	51,505.08
GROVE, THOMAS J.....	MCKAY.....	07-01-2008	34.15	02-2010	59,472.60
GROVER, KAREN LYNN.....	LAWRENCE.....	05-01-2008	35.70	02-2010	64,352.04
GRZYB, VIVIAN SUSAN.....	CLAY.....	07-02-2007	22.54	05-2008	34,056.24
GRZYBEK, HELEN.....	GAGE PARK H S.....	07-02-2007	34.77	04-2008	51,985.80
GUENTHER, RAYMOND WAYNE.....	KELVYN PARK H S.....	07-02-2007	22.93	04-2008	38,930.64
GUERCIO, ROBERT ALAN.....	BELL.....	08-02-2010	36.62	09-2010	122,022.96
GUERIN, EILEEN.....	STEVENSON.....	07-02-2007	34.86	07-2008	55,223.16
GUERRA, JUANITA R.....	CARDENAS.....	10-02-2006	37.83	06-2011	54,738.36
GUERRERO, VICENTE.....	COLUMBIA EXPLORER.....	08-01-2007	33.11	11-2008	52,343.04
GUETTER, ROBERT W.....	CLARK MIDDLE.....	07-01-2010	18.40	05-2011	34,903.80
GUNN, LAWRENCE OWEN.....	EDISON.....	07-02-2007	21.56	09-2008	32,956.08
GUNN, SONDRRA STEVENS.....	KILMER.....	07-01-2010	33.25	09-2010	63,117.36
GUNN, ZOANNE.....	CHICAGO VOCATIONAL.....	07-01-2009	28.12	03-2010	52,910.64
GUPTA, RAJ RANI.....	SCHURZ H S.....	07-02-2007	30.42	04-2008	51,487.08
GUSMAN, FRANK.....	CW EDUC GENERAL.....	12-03-2007	17.23	05-2011	16,484.04
GUTIERREZ, LIVIA.....	SENN METRO ACAD.....	07-02-2007	33.98	07-2010	55,763.28
GUTMANN, GLORIA LYNN.....	GRAY.....	07-02-2007	30.06	04-2008	45,831.12
GUY, BERYL D.....	HAY COMM ACAD.....	08-01-2008	36.75	09-2009	94,413.12
GUY, BUNNY MARCILETTE.....	THORP J N.....	07-02-2007	35.73	08-2008	51,923.76
GUZMAN, RADAMES.....	AMES SCHOOL.....	07-01-2008	33.97	09-2009	53,504.52
GUZMAN, ROLANDO JOSE.....	TALCOTT.....	07-01-2010	31.45	11-2010	53,854.56
GUZZO, MAUREEN CATHERINE.....	BLAIR.....	08-01-2008	25.73	10-2009	38,860.68
HAAS, HELEN BERNADETTE.....	MANIERRE.....	07-02-2007	33.96	05-2008	51,970.20
HAAS, MAUREEN DOROTHY.....	DAVIS.....	07-02-2007	19.25	06-2010	31,385.40
HABEL, CAROL JEAN.....	BELDING.....	08-01-2007	34.42	08-2008	100,110.96
HACKETT, JOSEPHINE GALVA.....	WEBSTER.....	07-02-2007	34.98	05-2008	57,180.48
HADAD, MARCIA.....	CORKERY.....	07-02-2007	34.44	09-2008	57,883.08
HAHN, FERN ELAINE.....	LOCKE.....	07-01-2010	33.32	12-2010	62,131.32
HAINES, WALTER EDWARD.....	MATHER H S.....	07-01-2009	13.20	11-2009	20,094.48

HAINES, KATHERINE E	CLARK MIDDLE	07-02-2007	38.16	10-2008	68,918.40
HAIRSTON, KATHRYN INEZ	CW SPEC SVCS SUP	08-01-2008	34.66	09-2009	61,820.04
HALEY, HELENA F	COLE CPC	07-02-2007	35.58	10-2008	57,039.36
HALFAR, JANET K	STEINMETZ A C	08-01-2007	36.36	07-2008	86,515.08
HALICKI, ANASTASIA	JORDAN SCHOOL	07-02-2007	35.04	06-2008	68,289.72
HALL, BARBARA A	DUNBAR VOC H S	08-02-2010	42.50	12-2010	118,908.96
HALL, JAMES EDWARD	CW SPEC SVCS SUP	07-01-2008	34.28	09-2009	60,639.84
HALL, MARVEL BRIER	ROBESON H S	07-01-2009	34.14	11-2009	63,875.04
HALL, PAMELA JUNE	KENWOOD ACAD H S	07-01-2008	32.75	09-2009	55,197.00
HALL, WILLIAM HAYWOOD	ROBESON ACHIEV AC	07-01-2010	21.56	12-2010	41,236.32
HALLIDAY, VALENTINA GRIGORIEV	GALE COMM ACAD	07-02-2007	35.14	08-2008	57,648.00
HALSEY, CLAUDIA	WARREN	08-01-2008	35.76	11-2009	84,564.96
HAMILTON, ALLEYNE PATSY	BARNARD	07-02-2007	34.88	11-2008	57,696.60
HAMILTON, BENNIE E	ENGLEWOOD ACAD H	08-01-2007	36.50	07-2008	84,406.92
HAMILTON, COVETTE JACQUELINE	DENEEN	08-02-2010	37.22	03-2011	56,851.32
HAMILTON, GLORIA JEAN	ALTGELD	07-01-2010	21.66	10-2010	37,093.56
HAMILTON, MARTHA L	CW EDUC GENERAL	08-01-2008	38.05	10-2009	82,592.16
HAMILTON, MELVIN CHARLES	CW EDUC GENERAL	08-01-2008	21.73	03-2010	13,294.56
HAMILTON, VANESSA	BURNHAM ACAD	06-01-2010	34.70	12-2010	61,047.96
HAMMOND, BETTY JEAN	HS ATTENDANCE UNIT	06-01-2007	34.13	08-2008	72,510.24
HAMMOND, BRENDA ANDREA	EDWARDS	08-01-2008	31.95	09-2010	53,752.20
HAMMOND, MAUREEN WALLIN	TILTON	07-01-2009	33.75	07-2010	54,303.24
HAMMOND, PHYLLIS	CW EDUC GENERAL	11-01-2010	36.72	03-2011	117,243.84
HAMMOND, VERONICA	MCKAY	07-02-2007	35.38	04-2008	51,970.20
HAMMOND-WATTS, DEBORAH	SUDER MONTESSORI	08-01-2007	34.90	07-2008	96,810.00
HAMPTON, GINA RENEE	DAVIS DEV CENTER	07-02-2007	34.08	04-2008	57,180.48
HAMPTON, NEALON TYRONE	FENGER ACAD H S	07-02-2007	32.76	06-2008	55,441.20
HANNA, ROGER R	YOUNG MAGNET H S	07-02-2007	35.76	06-2008	51,974.52
HANNAH, GERTRUDE	CHICAGO VOCATIONAL	09-01-2010	23.22	06-2011	63,378.24
HANSON, DONALD E	SENN METRO ACAD	09-01-2010	43.78	11-2010	60,936.12
HANSRA, SANTOKH SINGH	KELLY H S	07-02-2007	30.65	07-2008	53,388.00
HARDIN, CAROL ASHWOOD	ABBOTT	08-03-2009	35.97	01-2010	108,648.72
HARDMON, PATRICIA ANN	CW SPEC SVCS SUP	09-01-2009	35.01	01-2011	77,814.84
HARDY-NZE, DEBBRA JEAN	JULIAN H S	08-01-2010	25.94	10-2010	43,376.64
HARKINS, ALECIA	GRAHAM TRAINING C	07-02-2007	32.08	04-2008	53,216.76
HARLAN, ROCHELLE A	FOSTER PARK	08-03-2009	44.30	05-2010	89,239.80
HARMON, TONY	TILL, EMMITT	12-01-2010	20.76	06-2011	27,265.68
HARNETT GROSS, GAIL F	LOCKE	07-02-2007	31.30	04-2008	49,823.40
HAROLD, ELAINE MARIE	VON STEUBEN METRO	07-01-2010	33.38	10-2010	56,527.20
HARPER, BRENDA DENISE	HAYT	07-01-2008	34.83	04-2010	53,569.68

HARPER, GARY WILLIAM	JEFFERSON N	09-04-2007	35.43	05-2010	63,193.92
HARPER, JOANN	IFT	10-01-2008	32.88	10-2008	143,423.64
HARPER, JOHN W	LANE TECH H S	07-01-2010	37.06	11-2010	65,164.08
HARPER, MAXINE LENORA	WENTWORTH	09-04-2007	34.02	03-2010	51,970.20
HARPER, ODIS A	COURTENAY	07-02-2007	37.86	06-2008	51,505.08
HARPER, PAULA M	CALDWELL	08-01-2008	37.05	11-2009	79,659.12
HARRELL, BRENDA J	HYDE PARK ACAD H	08-02-2010	38.05	02-2011	64,285.08
HARRELL, JEAN ANNE	CW EDUC GENERAL	10-01-2008	34.50	01-2010	49,512.24
HARRINGTON, DANIEL JOSEPH	CASTELLANOS	07-01-2010	31.84	11-2010	54,525.48
HARRIS, BARBARA ANN	METCALFE COMM ACA	08-02-2010	34.89	03-2011	58,036.44
HARRIS, BEVERLY	CAMERON	07-02-2007	34.78	06-2008	51,923.88
HARRIS, BRENDA J	SENN METRO ACAD	07-01-2008	41.45	09-2009	53,767.32
HARRIS, CLAUDIA S	O'KEEFE	08-02-2010	30.23	01-2011	51,655.44
HARRIS, DELPHINE	RICHARDS CAR ACAD	01-02-2009	23.35	11-2009	37,590.96
HARRIS, DOLPHIN SHELDON	CHICAGO AGR H S	08-02-2010	18.36	09-2010	50,754.00
HARRIS, JOAN M	SCHURZ H S	07-02-2007	40.40	11-2008	69,906.48
HARRIS, JOHN L	HINTON	07-01-2007	36.26	06-2008	51,970.20
HARRIS, JOYCE MAGADELENE	CW EDUC GENERAL	07-01-2009	20.90	03-2010	29,901.36
HARRIS, KATHERINE	SCHOOLS & REGIONS	08-01-2007	36.40	07-2008	83,859.00
HARRIS, MAMIE	YALE	08-03-2009	34.77	12-2009	103,108.20
HARRIS, MARZELLA	AVONDALE	07-01-2009	34.74	11-2010	56,435.28
HARRIS, OTIS	THORP O A ACAD	07-01-2010	34.27	10-2010	58,381.92
HARRIS, PAMELA JENA	BROWNELL	06-01-2010	28.08	04-2011	45,703.20
HARRIS, RUTH INGRID	NEWBERRY MAGNET	07-02-2007	26.21	05-2008	41,344.80
HARRIS, WILLIAM	JULIAN H S	08-01-2007	34.31	07-2008	103,974.36
HARRIS-COOPER, JUNE	POWELL	08-01-2007	34.97	07-2008	82,375.80
HARRISON, CAROL J	LINNE BR	07-02-2007	34.65	05-2008	57,180.48
HARRISON, MICHELE R	POE CLASSICAL	07-02-2007	38.02	06-2008	51,974.52
HARSTAD, CAROL M	CW LITERACY	08-03-2009	13.25	02-2010	22,439.28
HART, BARBARA J	CW EDUC GENERAL	07-01-2009	23.26	11-2009	37,960.08
HART, LILIANE F	MARSHALL METRO H	07-01-2010	31.18	11-2010	59,100.96
HARTL, BARBARA JEAN	LOVETT	08-02-2010	21.55	08-2010	34,736.04
HARTRICH, SHARON S	AREA INS OFFICE 2	10-02-2006	24.53	09-2010	48,070.20
HARTZOL-DAVIS, BRENDA S	MARSHALL METRO H	07-01-2009	34.80	12-2009	65,018.88
HARVEY, ANTOINETTE	HYDE PARK ACAD H	07-02-2007	39.01	05-2008	57,645.12
HARVEY, MAURICE	JORDAN SCHOOL	08-01-2007	34.91	07-2008	101,528.16
HARVEY, STELLA LOUISE	MANN	07-02-2007	34.89	07-2008	56,551.68
HASBROUCK, BRENDA	DEWEY	08-02-2010	32.62	12-2010	88,043.16
HASEGAWA, ELIZABETH ALICE	MATHER H S	09-01-2007	18.43	07-2008	24,365.04
HASSELL-THOMAS, DORIS	BUCKINGHAM SP ED	07-01-2010	24.16	11-2010	40,625.52

HASSMAN, ERVIN	CW SPEC SVCS SUP	08-01-2007	43.06	09-2008	68,388.24
HASSON, JUDITH ANN	LANE TECH H S	07-01-2009	33.95	11-2009	56,435.28
HASTINGS, MARGUERITE MARY	BOGAN TECH H S	07-01-2009	34.92	05-2010	57,265.08
HATCH, ANNA LUCINDA	GREGORY	01-02-2008	30.25	09-2009	36,087.96
HATCHER, PATRICIA DOBBINS	HYDE PARK ACAD H	07-02-2007	34.26	06-2008	55,437.84
HATCHETT, FRANK	CW SPEC SVC IN/A	08-02-2010	34.07	04-2011	58,857.00
HAUSER, ENID	HIBBARD	07-02-2007	43.86	06-2008	51,970.20
HAUSER, RONALD P	CURIE METRO H S	07-02-2007	34.84	06-2008	52,133.64
HAWK, DOROTHY MARIE	MADISON	07-01-2008	33.16	04-2010	52,034.52
HAWKINS, BEVERLY P	SUB POSTAL SERVICE	06-01-2006	25.05	07-2007	48,013.20
HAYDEN, RUSSELL DENNIS	LANE TECH H S	07-01-2010	39.51	10-2010	63,449.88
HAYES, JEAN ANN	CORLISS H S	07-01-2010	27.64	10-2010	47,332.56
HAYES, LEONARD BENJAMIN	CARVER MILITARY	07-02-2007	33.67	11-2008	50,407.80
HAYES, PATRICIA	SOUTHSIDE ACAD	07-02-2007	34.35	08-2008	57,645.12
HAYNES, MARGO ELAINE	DIXON	07-01-2008	34.15	09-2009	53,524.44
HAYNES, PATRICIA H	MONROE	07-02-2007	38.79	08-2008	55,031.16
HAYNES, ROBERT H	CW EDUC GENERAL	04-01-2010	25.47	10-2010	46,363.44
HAYS, CAROLE ANN	HOPE COLLEGE PREP	07-01-2009	38.51	11-2009	57,752.16
HEADEN, NADINE E	MORGAN	05-01-2008	35.16	11-2009	77,459.64
HEARD, MARJORIE D	CRANE TECH H S	07-01-2008	37.10	09-2009	56,876.28
HEARD, THERESA DIANE	WASHINGTON H S	07-01-2009	34.15	11-2009	59,584.56
HEARNE, JOSEPH KHYBER	LAS CASAS OCC H S	02-01-2010	33.99	06-2011	60,037.08
HEARST, JAMES ROBERT	AVALON PARK	05-01-2008	12.90	04-2010	19,566.00
HEATH, HOWARD L	LANE TECH H S	08-01-2007	35.00	05-2008	77,707.80
HELLER, BARBARA TOBY	CANTY	07-01-2008	26.15	10-2009	42,907.44
HEMPHILL, JACQUELINE	DENEEN	08-01-2007	33.29	11-2008	61,779.60
HENDERSON, CHATTIE ESTELLEA	PADEREWSKI	11-03-2008	27.38	10-2009	43,062.48
HENDERSON, VERDELL MARIE	REASSIGNED TEACHER	10-01-2006	21.70	06-2009	33,102.00
HENDRICKS, EMMANITA RENEE	DRAKE	08-01-2008	34.18	10-2009	75,110.52
HENLE, JOHN	WELLS HS	08-02-2010	24.22	10-2010	45,773.28
HENLEY, EDDIE	WHISTLER	10-01-2007	9.29	08-2008	10,019.16
HENLEY, GERALDINE ELIZABETH	WARD LAURA	08-02-2010	20.00	04-2011	33,885.36
HENNESSY, ANN L	PORTAGE PARK	07-02-2007	47.79	06-2008	55,747.68
HENRI, VANESSA M	HIRSCH METRO H S	07-01-2010	34.74	11-2010	65,316.60
HENRY, BARBARA JEANETT	JUAREZ COMM ACAD	12-03-2007	22.48	04-2010	32,648.40
HENRY, BESSIE JONES	BELL	09-01-2006	27.01	04-2008	37,724.28
HENRY, DENNIS MITCHELL	WILLIAMS PREP SCHOOL	08-01-2008	32.98	12-2010	85,383.60
HENRY, NANNIE KATHRYN	JENNER	07-02-2007	35.73	05-2008	57,645.12
HENRY, SHAUNE OBRYANT	CW EDUC GENERAL	10-01-2010	25.74	12-2010	58,692.12
HENSLEY, SANDRA LEE	BELL	07-01-2009	32.62	11-2009	53,234.76

HENSON, VIVA JEAN	JACKSON ACAD	07-02-2007	31.76	05-2008	47,994.72
HENSON MARSHALL, SYLVIA	METCALFE COMM ACA	07-02-2007	35.20	06-2008	57,868.80
HERMANSON, TRINA ANNA	HITCH	07-01-2010	21.18	09-2010	25,259.28
HERMINA, NICHOLAS	CW SPEC SVCS SUP	08-03-2009	31.75	11-2009	71,008.68
HERNANDEZ, CONSUELO	CASALS PABLO	08-01-2008	32.20	08-2010	49,923.12
HERNANDEZ, FLORENCE ABRANTES	CW SPEC SVCS SUP	08-03-2009	30.94	11-2009	47,803.80
HERNANDEZ, JOHN JOSEPH	MOOS	06-01-2010	18.59	09-2010	31,985.16
HERNANDEZ, JOSEPH AUGUST	DE LA CRUZ	02-02-2009	24.36	11-2009	30,454.44
HERRERA, LETICIA	WASHINGTON H S	05-01-2009	22.00	11-2009	34,697.76
HERRMANN, SUSAN DEE	SKINNER	07-02-2007	33.95	09-2008	52,450.08
HERRON, LEVERN MATTHEWS	COOK	07-01-2009	38.94	11-2009	61,862.28
HERSAM, JAMES ANTHONY	LOCKE	07-02-2007	31.65	04-2008	52,453.92
HERZOG, MARIS LEE	DISNEY MAGNET	07-02-2007	34.18	07-2008	54,581.16
HICKMAN, DOROTHY MAE	BEIDLER	07-01-2010	30.38	12-2010	55,212.60
HICKS, ADELINE GERALDINE	HEARST	09-01-2007	9.11	08-2008	12,171.84
HICKS, GRACE BARBARA	NEIL	09-01-2009	30.09	02-2010	50,572.44
HICKS, JOHNNIE M	HERZL	09-01-2010	45.59	05-2011	64,681.80
HIDES MORIELLO, BEVERLY ANN	CW PRN PREP & DEV	08-01-2007	35.49	07-2008	101,516.76
HIGGINS, JOHN ROGER	BOGAN TECH H S	08-01-2008	30.04	09-2009	47,171.64
HILD, PAULA K	VON STEUBEN METRO	07-02-2007	31.04	05-2008	52,540.32
HILL, BETTY FAYE	HALE	07-01-2010	34.62	09-2010	58,381.92
HILL, BEVERLY ANN	DEWEY	08-01-2007	30.90	11-2008	42,632.28
HILL, ELAINE ELIZABETH	BOUCHET ACADEMY	03-01-2009	34.26	11-2009	58,042.68
HILL, EMILY JOYCE	CW EDUC GENERAL	07-01-2009	23.95	03-2010	39,504.48
HILL, EVI	CW EDUC GENERAL	07-01-2009	25.82	11-2009	46,852.56
HILL, JUANITA	YOUNG MAGNET H S	07-01-2009	32.90	04-2010	57,580.56
HILL, MAMIE M	WOODS ACADEMY	07-02-2007	36.47	04-2008	55,388.04
HILL, MARTHA Y	O'TOOLE	10-01-2007	19.32	10-2008	29,185.20
HILL, REGINALD	CW SPEC SVCS SUP	08-01-2007	33.81	09-2008	70,744.32
HILL, VELMA	GOLDBLATT	07-02-2007	21.32	05-2008	32,205.48
HILL-HOPE, NELLIE L	BELL	07-02-2007	32.75	05-2008	51,786.84
HILLSTROM, PATRICIA JEAN	CW SPEC SVCS SUP	08-01-2008	30.18	10-2010	64,812.96
HILVERS, CAROL ANN	EBERHART	07-02-2007	44.99	04-2008	57,696.60
HIMBER, JEANNE MARIE	WARD LAURA	07-02-2007	34.23	04-2008	51,505.08
HIMMELMANN, WILLIAM G	COLLINS H S	07-02-2007	36.27	06-2008	54,261.00
HINES, BURCY IVRY	CW SPEC SVCS SUP	08-01-2007	34.89	09-2010	68,697.60
HINES, TYRONE CARL	CURIE METRO H S	02-01-2007	35.16	07-2007	51,725.88
HINTON, ELLEN	ARIEL COMM	07-01-2008	35.19	10-2009	58,292.40
HINTON, RICHARD N	CW SPEC SVCS SUP	08-02-2010	37.32	02-2011	68,975.64
HOBBS, BARBARA E	WATERS	11-01-2007	33.47	11-2008	48,434.16

HOBBY, GEORGE LESLIE.....	CLAY.....	07-01-2009	11.27	11-2009	15,738.72
HODGES, PATRICIA.....	TALCOTT.....	07-02-2007	34.49	05-2008	51,970.20
HOGAN, JOHN WILLIAM.....	ROOSEVELT H S.....	07-02-2007	33.75	09-2008	69,341.88
HOGLIND, SHARON MARIE.....	REINBERG.....	07-02-2007	32.39	04-2008	53,723.64
HOKE, BONNIE LEE.....	BENNETT.....	08-01-2007	33.96	04-2008	54,527.04
HOLLAND, RITA THERESE.....	CARVER MILITARY.....	04-01-2010	10.40	05-2010	10,942.92
HOLLENBECK, ANNE F.....	DISNEY MAGNET.....	07-01-2010	34.00	10-2010	63,978.36
HOLLIDAY, CHARLOTTE.....	DELANO.....	01-02-2009	39.73	11-2009	59,006.04
HOLMES, BERYL ANITA.....	CW SPEC SVCS SUP.....	07-02-2007	34.07	09-2008	61,217.40
HOLMES, ROSEMARY.....	METCALFE COMM ACA.....	07-02-2007	35.09	04-2008	55,706.16
HOLMES, YVETTE MARIE.....	CW SPEC SVC IN/A.....	11-03-2008	34.98	12-2009	62,530.92
HOLT, ANNIE L.....	BOUCHET ACADEMY.....	07-01-2010	37.83	01-2011	56,429.40
HOLT, SCHAUN M.....	RANDOLPH ELEMENTA.....	07-02-2007	34.11	04-2008	53,775.48
HONG, LYDIA KYUNGSUN.....	CLINTON.....	04-01-2008	22.79	11-2009	33,579.84
HOOD, LORETTA CHRISTINE.....	ASHE.....	08-02-2010	24.93	01-2011	40,865.40
HOOKER, JANICE ANN.....	CW SPEC SVCS SUP.....	07-02-2007	32.00	05-2008	53,440.08
HOOKS, CATHERINE.....	HYDE PARK ACAD H.....	07-02-2007	38.65	06-2008	63,502.20
HOOVER, ESTHER.....	GARVEY.....	07-02-2007	40.99	08-2008	56,905.68
HORACE, KAREN R.....	GOLDBLATT.....	08-01-2007	34.88	07-2008	80,824.68
HORTON, AMBROSE REED.....	JACKSON MAHALIA.....	07-02-2007	34.12	07-2008	52,063.32
HORTON, BARBARA JEAN.....	GALLISTEL LANG AC.....	07-02-2007	34.64	06-2008	54,265.56
HORWITZ, GLORIA D.....	CLEVELAND.....	07-01-2009	26.84	03-2010	48,219.60
HOSKIN, LAURA LEE.....	TWAIN.....	07-02-2007	26.46	04-2008	43,001.40
HOSKINS, PATRICIA ANNETTE.....	CURIE METRO H S.....	07-01-2008	35.03	09-2009	58,292.40
HOSSIN, SAMUEL JACOB.....	PECK.....	07-01-2007	38.15	05-2008	54,915.00
HOUSE, GENE ROLLIN.....	LANE TECH H S.....	07-01-2008	35.20	10-2009	53,569.68
HOUSTON, DENICE MARGARET.....	HAUGAN.....	07-02-2007	33.95	08-2008	49,497.36
HOUSTON, MARY.....	DYETT HIGH SCHOOL.....	08-01-2007	31.76	06-2008	48,374.52
HOWARD, CORINE H.....	HARPER H S.....	09-01-2009	25.02	02-2010	32,399.64
HOWARD, DONNA MARIA.....	CW EDUC GENERAL.....	08-02-2010	31.69	09-2010	52,886.40
HOWARD, JEANETTE LOUISE.....	CHGO MILITARY ACA.....	08-01-2007	38.63	11-2008	67,493.40
HOWARD, JENNIE GAYNELLE.....	HOLDEN.....	08-01-2008	18.37	09-2009	29,492.04
HOWARD, LINDA ANN.....	CW SPEC SVC IN/A.....	08-02-2010	34.73	01-2011	73,102.08
HOWARD, MELANIE J.....	WENTWORTH.....	09-04-2007	38.12	08-2008	51,874.32
HOWARD, ROBERT LEE.....	LINCOLN.....	07-02-2007	24.94	11-2008	39,698.52
HOWARD, SHIRLEY J.....	CW EDUC GENERAL.....	02-01-2010	12.10	08-2010	6,845.40
HOWELL, CHERYL JOYCE.....	HEARST.....	07-02-2007	23.83	05-2008	38,379.60
HOWELL, PAMELA CATHERINE.....	CASSELL.....	07-02-2007	34.52	08-2008	51,266.64
HOWELL-CATRON, LOUISE ELIZABETH.....	WASHINGTON H S.....	02-01-2011	28.35	05-2011	44,536.80
HOWELL-WARD, JACQUELIN.....	BURBANK.....	07-02-2007	32.95	06-2008	55,072.32

HUBBARD, ADRIENNE L	GREELEY	07-02-2007	37.28	05-2008	56,556.24
HUBER, NATALIE MAY	SKINNER	07-02-2007	38.45	04-2008	51,970.20
HUBER, PATRICIA C	FERGUSON CPC	08-01-2009	37.48	04-2010	64,443.48
HUCHER, EDWARD	MARQUETTE, JAMES	07-02-2007	34.02	04-2008	51,200.16
HUDNALL, LEON	CW EDUC GENERAL	07-01-2009	21.10	09-2009	59,328.12
HUDSON, ANN MICHAELE	BELDING	07-01-2010	34.81	11-2010	58,379.28
HUDSON, BETTY JEAN	CW SPEC SVCS SUP	08-01-2007	25.77	08-2009	42,376.08
HUDSON, CAROLINE J	CW SPEC SVCS SUP	08-03-2009	14.92	01-2010	22,635.48
HUDSON, DEBORAH LOUISE	BONTEMPS	08-02-2010	28.33	11-2010	46,374.36
HUDSON, ETHEL M	MILTON BRUNSON	07-02-2007	36.02	07-2008	57,882.96
HUDSON, PENNY MARIE T	POWELL	08-03-2009	34.23	02-2010	55,030.20
HUDSON-DAVIS, VIVIAN	MASON	08-01-2007	34.46	07-2008	97,998.72
HUDYKA, DIANE MARIE	BELL	07-02-2007	39.14	07-2008	57,701.40
HUERTER, BRENDA JOSEPH	CHICAGO VOCATIONAL	08-02-2010	21.00	10-2010	32,915.52
HUGHES, JOLANTA EVA	DELANO	07-02-2007	34.87	06-2008	51,970.20
HULTMAN-GREEN, BARBARA JANE	WEBSTER	09-04-2007	6.27	06-2008	7,420.92
HUMBERT, VIRGINIA FORD	TALCOTT	07-02-2007	34.67	06-2008	57,598.80
HUMPHREY, BRENDA LUE	SCHOOL BASED PROG	09-01-2010	36.03	01-2011	77,713.80
HUNT, CARLA MUIRHEID	SENN METRO ACAD	10-01-2008	16.05	12-2009	28,527.36
HUNT, HARRY SIMPSON	ROBESON H S	07-02-2007	30.54	04-2008	48,168.12
HUNT, HENRY EUGENE	WELLS HS	09-04-2007	24.92	06-2008	40,967.76
HUNT, JOANNE	HOWE	07-02-2007	34.01	05-2008	53,779.92
HUNTER, DELMA ELIZABETH	CW SPEC SVC IN/A	07-01-2009	34.13	11-2009	62,629.80
HUNTER, GLORIA JEAN	MELODY	07-01-2009	37.21	11-2009	58,192.08
HUNTER, THOMAS K	AMUNDSEN H S	07-01-2010	24.76	12-2010	47,431.20
HURST, EVELYN RUTH	CARVER PRIMARY	07-02-2007	31.12	11-2008	50,142.48
HUTCHERSON, NETTIE	HIRSCH METRO H S	07-01-2009	30.68	11-2009	49,968.96
HUTCHISON, PEYTON S	LINNE	07-01-2009	15.04	12-2009	27,630.24
HYMAN, LARRY IRA	SOUTHSIDE ACAD	07-01-2009	33.92	12-2009	62,210.16
HYMAN, PAULA JO	BOONE	07-02-2007	34.22	10-2008	54,265.56
HYMON, ELLEN D	WILLIAMS MULTIPLE	07-01-2010	37.32	06-2011	64,032.24
IANNOTTI, JERIA ANN	STOCK	07-02-2007	34.43	04-2008	57,645.12
IBARRA, MARIA MELQUIADES	DE DIEGO COMM ACA	08-03-2009	35.68	12-2009	58,165.80
ICHISHITA, IANTHE YOUNGJA C	GALE COMM ACAD	11-01-2010	17.65	12-2010	31,412.76
IGLINSKI, MARY KATHERINE	FLEMING BR	07-02-2007	34.26	07-2008	57,701.40
IHM, SANDRA C	HYDE PARK ACAD H	07-01-2008	9.42	04-2010	12,429.72
ILLION, WILLIAM DAVID	SCHURZ H S	07-01-2010	35.46	11-2010	60,936.12
IRBY, ANNETTE	WENTWORTH	08-01-2008	36.40	01-2010	58,278.72
IRBY, JEANNETTE	SCHOOL OF TECH	07-01-2010	32.39	05-2011	58,259.64
IRELAND, CAROLE JEANNE	CW EARLY CHILDHO	08-01-2007	34.71	11-2008	57,662.16

IRVINE, MARGARET JEAN	PEREZ	07-01-2009	22.12	12-2009	40,143.48
IRVING, BARRY GENE	PHILLIPS ACAD.....	08-01-2007	23.63	10-2008	24,819.36
ISAACSON, GEORGE A	BEST PRACTICE H S	02-01-2008	27.13	08-2010	37,777.08
ISBY, ERNEST MICHAEL	MONTEFIORE SPECIA	10-02-2006	36.13	05-2010	62,335.56
ISMAIL, MOHAMED	CW EDUC GENERAL.....	07-01-2008	24.51	03-2010	43,599.72
IWANIK, NICOLAU	CW EDUC GENERAL.....	08-01-2008	22.20	06-2010	18,897.84
IWANIUK, JOHN	PARKSIDE COMM ACA	07-02-2007	33.23	08-2008	48,085.68
IZBICKY, JUDITH RAE	VOLTA	07-02-2007	37.37	06-2008	56,551.68
JACK, MILDRED L	FARADAY	07-02-2007	47.79	08-2008	57,185.16
JACKSON, ANDREW RAY	DUNBAR VOC H S	04-01-2010	12.01	12-2010	18,593.64
JACKSON, DELORIS	ALTGELD	07-01-2008	33.43	03-2010	54,627.48
JACKSON, DIANE L	ENGLEWOOD ACAD H	08-01-2007	37.85	10-2008	98,255.04
JACKSON, DIANNE	BETHUNE	08-03-2009	36.18	01-2010	89,211.84
JACKSON, GERALDINE	ROBESON H S	11-01-2007	17.01	10-2008	25,588.68
JACKSON, HARRISON	WHITE	08-01-2007	33.53	08-2008	51,277.20
JACKSON, HUBERT CORNELIUS	HYDE PARK ACAD H	08-01-2008	34.64	11-2009	53,117.04
JACKSON, JACQUENETTE LAVERNE	DALEY ACAD	07-02-2007	34.54	06-2008	57,645.12
JACKSON, JOYCE DIANE	CW EDUC GENERAL.....	01-01-2008	31.21	12-2010	50,006.04
JACKSON, JOYCE C	MONTEFIORE SPECIA	01-02-2009	27.73	02-2009	49,647.84
JACKSON, JUDY CARROLL	BOND	07-01-2008	33.92	02-2010	57,580.56
JACKSON, LAURA LEOLA	CW SPEC SVC IN/A	08-02-2010	35.32	01-2011	63,489.48
JACKSON, LEEANNA VICTORIA	AVALON PARK	04-01-2010	21.60	12-2010	31,587.36
JACKSON, LEROY WENDELL	CW EDUC GENERAL.....	08-01-2008	12.18	11-2009	6,744.96
JACKSON, LINDA LOU	CURIE METRO H S	07-01-2008	34.28	10-2009	53,569.68
JACKSON, LLOREN DEANI	BOGAN TECH H S	08-01-2008	34.84	09-2009	59,472.60
JACKSON, LOIS DONAHUE	MANLEY CAREER ACA	07-02-2007	42.24	06-2008	56,729.76
JACKSON, MAXINE	ROGERS	07-01-2008	34.86	09-2009	57,111.72
JACKSON, MICHELE	ROBESON H S	03-01-2010	26.60	09-2010	31,480.80
JACKSON, PAMELA L	BUCKINGHAM SP ED	07-02-2007	40.01	07-2008	58,316.04
JACKSON, PATRICIA MCKENZIE	SPECIAL SVCS ADMI	08-01-2007	32.07	07-2008	76,423.20
JACKSON, SHARNELL SAUNDRETTA	TECHNOLOGY SVCS	08-01-2008	33.97	10-2009	93,140.88
JACKSON, VALERIE DIANE	C B YORK ALT HS	08-01-2007	35.14	07-2008	98,209.44
JACKSON-ADAMS, KAREN FELICIA	PASTEUR	07-02-2007	34.98	04-2008	57,696.60
JACKSON-RILEY, SHARON	PARKER COMM ACAD	07-01-2008	34.93	09-2009	57,040.08
JACOBS, MARY JO	CORLISS H S	07-01-2008	37.83	09-2009	58,219.20
JAEGER, DORA FEDERMAN	ALBANY PARK ACAD	07-01-2008	33.97	04-2010	53,517.00
JAGER, JOYCE E	EBERHART	08-01-2007	42.57	10-2008	108,806.16
JAMES, CAROLYN JEAN	MIRELES	07-01-2009	34.67	03-2010	57,801.84
JAMES, CHERYL ANN	CW EDUC GENERAL.....	08-01-2007	35.85	10-2008	77,306.16
JAMES, ELMIRA	MASON	03-01-2010	33.41	12-2010	52,798.08

JAMES, JOHNETTA	AREA INS OFFICE 2	08-01-2007	37.37	07-2008	108,545.04
JAMES, LILLIE PEARL	LYON	07-02-2007	37.71	06-2008	57,701.40
JAMES, OLIVIA J	CW EDUC GENERAL	12-03-2007	34.91	07-2009	49,063.44
JAMISON, OLLIE LOUISE	DELANO	07-02-2007	34.54	04-2008	52,785.96
JANECEK, LINDA LOUISE	BURNSIDE ACAD	07-02-2007	20.83	04-2008	31,477.92
JANIK, MARGARET MARY	SHIELDS	10-01-2006	34.35	07-2008	55,482.00
JANOVEC, JOYCE MARIE	WOODSON SOUTH	07-02-2007	16.24	06-2008	27,483.24
JAZRAWI, BADIE ANWAR	DARWIN	07-01-2010	23.13	09-2010	39,601.32
JEFFERSON, CASSANDRA WARD	WASHINGTON H	07-02-2007	37.02	08-2008	49,512.36
JEFFERSON, DIANN COLEMAN	GOODLOW MAGNET	07-01-2010	38.05	10-2010	60,803.28
JEFFRIES, JANET CAROLINE	HYDE PARK ACAD H	08-02-2010	35.07	12-2010	63,956.88
JEFFRIES, SCHERRELLE PRYOR	CW EDUC GENERAL	08-03-2009	34.87	01-2010	53,059.20
JELF, DONNA MARIE	PASTEUR	03-02-2009	15.53	12-2009	24,975.48
JENDRESAK, STANLEY ANTHONY	MONTEFIORE SPECIA	09-01-2010	9.11	01-2011	13,067.88
JENKINS, DELORES	GUNSAULUS ACADEMY	01-04-2010	33.15	05-2010	54,891.60
JENKINS, DOROTHY N	SCHOOLS & REGIONS	08-01-2007	32.85	07-2008	88,014.96
JENSEN, SUSAN MARGARET	FINKL	08-01-2007	35.27	07-2008	93,086.52
JEZUIT, THOMAS PETER	CW-ACAD ENHANCEMENT	08-01-2007	36.66	09-2008	73,525.56
JHALA, KRISHNA KIRITSINH	CW EDUC GENERAL	07-02-2007	8.60	08-2010	4,568.76
JIMENEZ, MARCELINA MARIE	CW EDUC GENERAL	08-01-2007	8.05	11-2008	6,126.72
JOFFE, BETH	GALE COMM ACAD	07-02-2007	35.68	06-2008	51,940.56
JOFFE, ORRIN	PARKMAN	08-03-2009	42.15	12-2009	58,843.32
JOHNSON, ADRIANNE KAHN	MAYER	07-02-2007	34.42	06-2008	56,551.68
JOHNSON, AUDREY MARIE	O'TOOLE	10-02-2006	35.81	10-2009	88,947.24
JOHNSON, CLARA C	SCHOOL OF LEADRSH	08-01-2007	38.03	09-2010	67,429.68
JOHNSON, CYNTHIA HAYNES	FUNSTON	07-02-2007	38.41	07-2008	55,315.92
JOHNSON, DALILA M	MONTEFIORE SPECIA	10-02-2006	20.35	09-2009	21,365.16
JOHNSON, DEBORAH	CW EDUC GENERAL	08-01-2008	20.40	02-2010	17,365.56
JOHNSON, DELORIS	STONE ACAD	08-01-2007	42.16	09-2009	52,790.64
JOHNSON, DENNIS E	JULIAN H S	07-02-2007	34.70	04-2008	53,779.92
JOHNSON, DORIS B	HENDERSON	07-01-2008	40.70	10-2009	59,298.24
JOHNSON, DOROTHY JEAN	GOMPERS	07-02-2007	30.54	11-2008	46,134.36
JOHNSON, ELDRIDGE BERNICE	GWENDOLYN BROOKS	07-01-2010	24.91	12-2010	44,844.84
JOHNSON, ERNESTINE	HIGGINS COMM ACAD	07-01-2010	16.27	04-2011	29,643.24
JOHNSON, GAIL PHAYLECE	PARKER COMM ACAD	07-01-2010	34.18	12-2010	60,785.16
JOHNSON, GAIL	LAWRENCE	07-01-2010	20.10	11-2010	34,834.32
JOHNSON, GLENN	DUNBAR VOC H S	08-01-2007	38.16	07-2008	67,124.76
JOHNSON, GLORIA JEAN	RICHARDS CAR ACAD	07-02-2007	34.10	06-2008	59,525.52
JOHNSON, JACQUELINE H	EBERHART	08-01-2007	36.67	04-2008	79,758.72
JOHNSON, JANICE MASON	GRESHAM	07-01-2009	34.27	12-2009	57,579.36

JOHNSON, JOAN H	HEALY	07-02-2007	41.68	04-2008	57,701.40
JOHNSON, KATHLEEN ANN	HAYT	08-02-2010	34.81	11-2010	58,381.92
JOHNSON, KATHLYN C	CHICAGO VOCATIONAL	08-01-2007	33.95	06-2008	54,875.04
JOHNSON, LINDA FAYE	CW LITERACY	08-03-2009	35.10	04-2011	69,463.56
JOHNSON, LOUISE MARIE	GRAHAM TRAINING C.	07-02-2007	21.29	06-2008	36,025.32
JOHNSON, LOYCE ASKEW	SOUTHSIDE ACAD.	08-01-2007	35.48	07-2008	61,244.52
JOHNSON, LUBA	AREA INS OFFICE 1	08-01-2007	33.96	04-2011	76,331.04
JOHNSON, M DENESE	CW EDUC GENERAL	02-01-2011	19.51	06-2011	33,445.56
JOHNSON, MARIAN	MORTON CAREER ACA.	07-01-2007	20.11	05-2008	32,427.12
JOHNSON, MARVIN JEROME	RICHARDS CAR ACAD.	09-01-2010	36.20	04-2011	61,173.60
JOHNSON, MICHAEL GREGORY	FENGER ACAD H S	12-01-2008	9.07	04-2010	10,907.76
JOHNSON, MICHAEL RAPHAEL	CURIE METRO H S	07-01-2010	36.11	01-2011	58,846.44
JOHNSON, MONZELLA YOHANUS	CURTIS	07-02-2007	34.59	04-2008	57,611.04
JOHNSON, NANCY MARIE	CARVER MILITARY	07-02-2007	34.55	08-2008	61,453.92
JOHNSON, PATRICIA ANN	KERSHAW	08-02-2010	36.15	12-2010	106,520.40
JOHNSON, RITA VAUGHN	ROBINSON	12-03-2007	34.61	10-2009	87,528.84
JOHNSON, SALLY LILLIAN	MCNAIR ACAD CTR	09-01-2010	35.79	02-2011	55,485.12
JOHNSON, SYLVIA PATRIE	RYERSON	07-01-2009	30.64	12-2009	46,075.20
JOHNSON, THELMA MARIE	MOSE VINES ACADEM	08-01-2008	38.60	10-2009	70,325.04
JOHNSON, WILLIE C.	CW EDUC GENERAL	06-02-2008	9.05	03-2010	5,000.28
JOHNSON, WYVETTE CLINTORIA	ENGLEWOOD ACAD H.	07-01-2008	34.77	03-2010	67,392.24
JOHNSON, YVONNE ADRIENNE	YALE	08-01-2007	38.79	11-2008	64,767.84
JOHNSON-COLLINS, HELEN	NEW MILL SCH OF HL	07-02-2007	37.04	01-2008	57,180.48
JOHNSON-HUMMONS, MARY ELIZABETH	MOLLISON	07-02-2007	23.00	07-2008	36,683.76
JOHNSON-ROJAS, BETTY	HAUGAN	08-01-2007	34.89	07-2008	97,162.20
JONES, BERNADETTE H.	KERSHAW	07-01-2008	42.00	01-2010	51,869.76
JONES, BRENDA	DE DIEGO COMM ACA.	07-02-2007	35.31	05-2008	51,505.08
JONES, CHAUNCEY LAWSON	HOPE COLLEGE PREP.	07-01-2008	35.27	09-2009	59,472.60
JONES, DIANE	CW LITERACY	11-01-2010	22.82	05-2011	50,556.12
JONES, ELAINE RICHMOND	KENWOOD ACAD H S	09-01-2005	34.78	10-2008	49,663.32
JONES, ELIZABETH	JENNER	07-01-2008	34.11	08-2010	55,886.28
JONES, HELEN L.	FRAZIER	04-03-2006	33.88	10-2007	50,999.40
JONES, JERRYELYN LEONARD	AREA INS OFFICE 2	08-02-2010	36.11	01-2011	121,987.68
JONES, JOANNE	ATTUCKS	07-02-2007	34.10	04-2008	54,265.56
JONES, KAREN V.	MCNAIR ACAD CTR	12-01-2009	22.83	11-2009	19,363.68
JONES, LEOTA CATHERINE	FOUNDATIONS	08-01-2007	34.74	07-2008	68,103.12
JONES, LINDA FAYE	HAUGAN	07-02-2007	33.95	09-2008	49,400.28
JONES, LINDA DIANA	HALE	07-01-2010	25.53	11-2010	43,717.20
JONES, MARY L	MARSHALL METRO H	07-01-2009	38.64	12-2009	61,963.20
JONES, MICHELLE ERNESTINE	BRENNEMANN	07-01-2010	35.64	11-2010	61,224.72

JONES, NELDA	ENTREPRENEURSHP H	07-01-2010	33.77	12-2010	63,573.60
JONES, PAM ILEACHA	BETHUNE	07-02-2007	33.25	05-2008	55,971.96
JONES, PAMELA	TALCOTT	07-02-2007	34.63	07-2008	51,923.76
JONES, PATRICIA ANN	GWENDOLYN BROOKS	07-02-2007	35.36	05-2008	56,556.24
JONES, PRENTIS GEORGE	HARLAN COMM ACAD	07-01-2008	22.71	04-2010	38,047.92
JONES, RALPH ANTHONY	WARREN	07-01-2009	36.60	01-2010	55,772.28
JONES, ROLLIE OUTLAW	CW PRN PREP & DEV	08-01-2007	36.12	07-2008	109,625.52
JONES, ROOSEVELT	CW EDUC GENERAL	11-01-2007	32.59	09-2008	76,733.16
JONES, RUBY	CW EDUC GENERAL	09-01-2009	7.65	08-2009	2,953.20
JONES, SANDRA CAROL	CW SPEC SVCS SUP	07-02-2007	38.93	09-2008	60,095.28
JONES, SHARON H	GAGE PARK H S	09-01-2005	29.41	02-2009	43,944.48
JONES, STEVE HOWARD	GARVY	07-01-2010	34.59	11-2010	61,454.52
JONES, TERRENCE OCALLAGHAN	TRUMBULL	10-01-2010	17.75	11-2010	33,584.16
JONES, TERRY L	FULLER	02-01-2011	43.86	06-2011	64,700.16
JONES, THEOLA PATRA	CW EDUC GENERAL	12-01-2009	12.33	03-2010	11,584.44
JONES, YVONNE ANTOINETTE	VON HUMBOLDT	07-01-2008	35.18	11-2009	53,569.68
JONES-NORRIS, PEGGY ANN	CW SPEC SVCS SUP	07-01-2009	30.77	12-2009	47,847.12
JONIKAITIS, PETER MICHAEL	GUNSAULUS ACADEMY	06-01-2007	37.09	09-2007	87,582.48
JORDAK, WILLIAM LOUIS	GUNSAULUS ACADEMY	08-01-2007	35.01	04-2008	80,297.52
JORDAN, EARNESTINE	GLADSTONE	08-01-2007	14.68	07-2008	32,529.12
JORDAN, IRMA JEAN	ELLINGTON	07-01-2009	36.99	12-2009	60,639.24
JORDAN, JUANITA RUTH	BURNSIDE ACAD	07-02-2007	32.74	08-2008	51,515.04
JORDAN, ROBIN	CW LITERACY	09-01-2010	26.21	02-2011	54,443.76
JORDAN, VERA LEANNA	WEST PULLMAN	07-01-2009	34.78	12-2009	59,415.48
JORDAN-TURNER, WILMARIE	PARKER CPC	04-01-2010	20.29	10-2010	29,023.20
JORGENSEN, RANDALL C	CW EDUC GENERAL	05-01-2009	5.90	10-2009	7,581.48
JUAREZ, LILIA M	PICKARD	08-01-2007	42.48	07-2008	84,842.64
JUN, SUN MYUNG	LANE TECH H S	07-02-2007	21.94	08-2008	37,035.36
KAESS, MARY KATHLEEN	CW SPEC SVCS SUP	08-01-2007	37.27	10-2010	71,430.00
KAHANA, EILEEN SIEGEL	SCHOOL BASED PROG	09-01-2010	34.31	12-2010	75,480.36
KAISER, NANCY ANN	HERZL	07-01-2010	34.18	05-2011	58,410.24
KAKAVETSIS, CHRIS	VAUGHN OCC H S	07-01-2010	40.99	10-2010	64,766.52
KALTER, LORAIN E	SPRY	07-01-2008	21.42	09-2009	33,658.20
KAMINSKI, RUSSELL R	JUAREZ COMM ACAD	09-01-2010	40.31	12-2010	74,641.20
KAMINSKY, DEBRA ELLEN	COONLEY	02-01-2010	33.30	04-2011	59,574.12
KAMYS, DORIS ANN	H B STOWE	08-01-2007	40.30	07-2008	74,560.80
KANDELMAN, ELAINE	BURBANK	07-02-2007	23.89	05-2008	40,439.76
KANE, MICHAEL A	CTU	08-02-2010	38.40	01-2011	99,754.80
KANESHIRO, ELAINE R	EDGEBROOK	07-01-2010	34.37	11-2010	62,204.16
KANNER, DONALD R	LANE TECH H S	12-01-2009	39.10	02-2010	53,757.72

KAPLAN, LUCY ELLEN.....	DUNBAR VOC H S	07-01-2008	33.98	11-2009	66,608.76
KARLIN, LINDA HANK	HUGHES C E	07-01-2010	34.03	05-2011	58,381.80
KARLOV, ROBERT EDWARD	LANE TECH H S	07-02-2007	37.21	06-2008	51,970.20
KAROZOS, DEAN GEORGE	AGASSIZ	09-02-2008	20.54	02-2010	30,718.20
KARPA, ALAN EDWARD	REINBERG	07-02-2007	38.21	04-2008	52,137.96
KARPER, DORIS JOHANNA	REVERE	12-01-2007	41.46	10-2009	49,513.08
KARVELAS, BESSIE VASILIKI	LINCOLN PARK H S	08-02-2010	34.90	01-2011	118,915.20
KARVELAS, JOYCE.....	H B STOWE	07-01-2010	33.96	02-2011	61,454.52
KASON, ROSE IDA.....	CURIE METRO H S	07-01-2008	46.81	10-2009	57,041.52
KASPROWICZ, KAREN BARBARA	RICHARDS CAR ACAD	08-03-2009	24.56	01-2010	36,486.48
KASTIL, CATHERINE LOUISE	LAWNDALE COMM ACA	08-02-2010	32.84	09-2010	54,057.12
KASZUBA, TANIA	BURR	08-01-2008	20.59	09-2009	34,428.84
KASZYNSKI, ROBERT JOSEPH	SHIELDS	07-01-2009	34.94	12-2009	58,913.40
KATO, BARBARA JEANNE	CLINTON	07-01-2009	34.21	04-2010	58,262.16
KATSAFADOS, KATHERINE G.....	MANLEY CAREER ACA	07-02-2007	40.06	10-2008	57,591.48
KAUFMAN, CARYN DALE	DARWIN	08-02-2010	30.71	12-2010	79,223.16
KAUR, SHARNJIT.....	KILMER	07-02-2007	23.41	08-2008	35,758.56
KAZECKI, MARY CHRISTINE.....	O'TOOLE	07-01-2009	36.58	12-2009	58,913.40
KEATING, JUDITH L.....	COPERNICUS	07-02-2007	36.66	07-2008	57,696.60
KEATING, MAUREEN MARGARET	TURNER-DREW LANG	07-01-2009	21.05	12-2009	34,395.60
KEATING, PATRICK MICHAEL	DIRKSEN	08-02-2010	38.72	12-2010	118,591.92
KEDVESH, CHRISTINE ANN	AVONDALE	07-02-2007	21.88	04-2008	33,218.76
KEDVESH, JOHN A	PEABODY	07-02-2007	36.77	11-2008	54,261.00
KEEFE, KATHLEEN MARIE.....	LAS CASAS OCC H S	07-01-2009	34.17	12-2009	61,354.08
KEELEY, JANICE C	CANTY	08-01-2007	34.38	07-2008	85,297.68
KEITH, JACQUELINE JOHNSON	CHAPPELL	07-01-2009	39.81	12-2009	55,357.44
KEITH BOYKIN, BARBARA A.....	CW EDUC GENERAL	08-03-2009	30.50	02-2010	19,560.72
KELLEHER, MATTHEW J	LANE TECH H S	07-02-2007	40.19	06-2008	60,571.44
KELLER, BARBARA DIANNE.....	NASH	07-02-2007	34.36	06-2008	55,406.28
KELLER, CHARLEE J	SUB POSTAL SERVICE	07-01-2011	13.81	06-2011	18,907.08
KELLER, MICHELE BARI	MELODY	07-01-2010	31.39	05-2011	63,641.52
KELLER, NANCY LORRAINE	LEWIS	10-01-2009	29.33	04-2010	43,797.72
KELLEY, BEVERLY RACHELLE	CW SPEC SVC IN/A	09-01-2010	20.18	11-2010	36,250.44
KELLEY, CLARENCE EDWARD.....	CARVER PRIMARY	08-02-2010	29.50	02-2011	36,069.00
KELLY, BENETTA NICHOLS.....	WASHINGTON H S	03-01-2010	34.06	09-2010	60,279.48
KELLY, DOROTHY	STOCK	07-01-2009	34.67	01-2010	62,431.08
KELLY, EILEEN MARY	CW SPEC SVCS SUP	07-02-2007	34.70	09-2008	60,071.52
KELLY, ELIZABETH SUSAN	HOLDEN	07-01-2010	14.75	11-2010	25,226.04
KELLY, JOAN T.....	BROWN ACADEMY	08-01-2007	34.64	07-2008	71,271.84
KELLY, LUE JEAN.....	SCHOOL OF TECH	07-01-2010	35.09	01-2011	64,030.08

KELLY, MARGARET	GALE COMM ACAD	07-01-2009	18.80	06-2011	28,516.92
KELLY, MARGARET MARY	BATEMAN	07-02-2007	33.84	04-2008	51,128.52
KELLY, SUSAN	WEBSTER	02-01-2010	32.50	02-2011	54,640.56
KELLY OCONNOR, MARY PATRICIA	PASTEUR	07-01-2009	35.55	06-2010	55,667.16
KENDRICK, HOWARD ANN	CLINTON	11-02-2009	34.36	02-2010	53,757.72
KENNEDY, MARY LYNCH	SOUTHSIDE ACAD	07-01-2008	34.40	09-2009	51,905.40
KENNEDY KARTHEISER, KATHERINE AMELIA	COONLEY	08-02-2010	35.01	11-2010	104,549.76
KENT, PATRICIA	PENN	08-01-2007	37.76	11-2008	102,565.20
KESSEL, CATHERINE ANN	H B STOWE	07-01-2008	25.11	09-2009	41,194.32
KESTENBAUM, RACHEL	CW MATH & SCI	08-02-2010	37.23	01-2011	80,793.48
KESTIN, SUZANNE BONNIE	LOCKE	07-02-2007	26.90	05-2008	40,969.92
KEY, SUSAN LERNER	ENTREPRENEURSH P H	04-01-2009	25.99	07-2010	32,971.68
KHAN, MEHDI	ARMSTRONG G	11-02-2009	27.73	06-2011	48,024.72
KHANO, BADEL PAUL	SENN METRO ACAD	08-01-2007	31.97	07-2008	82,741.20
KIDD, JAYNE E	CW EDUC GENERAL	07-01-2010	9.75	02-2011	7,334.76
KIDD, SAMUEL LEE	CHICAGO VOCATIONAL	08-01-2007	34.29	08-2008	75,699.24
KIDD, WILLIE MAE	PRITZKER	08-01-2008	33.18	11-2009	64,287.00
KIEGERL, POOF	ST THERESE	07-01-2010	34.98	10-2010	56,108.64
KILLIAN, PAULINE	CW LITERACY	07-02-2007	36.14	06-2008	55,590.72
KIMBLE, BLANCHE V	CW LITERACY	07-02-2007	34.21	06-2008	53,874.36
KIMMONS, BERTRAM EARL	LANE TECH H S	07-01-2010	30.89	10-2010	52,903.44
KINARD, SENTELLE O	CW LITERACY	08-02-2010	24.54	05-2011	54,056.76
KINCAID, FRANKIE	KERSHAW	07-01-2007	24.45	08-2008	34,758.24
KINCAID, VERLINDA B	DODGE	07-01-2009	34.84	07-2010	69,431.76
KING, ANEDD	CALHOUN NORTH	11-01-2007	29.56	07-2009	47,668.80
KING, JUDY RAE	BOGAN TECH H S	07-01-2009	34.72	11-2010	57,844.68
KING, SHARON SUE	HERBERT	08-01-2007	20.78	08-2008	26,532.24
KING, VALERIE	FALCONER	07-02-2007	34.51	05-2008	54,431.88
KINSEY, KATHY KARLIN	CW SPEC SVC IN/A	08-01-2007	34.81	07-2008	80,608.08
KIPTA, ANDREW JOSEPH	FALCONER	07-02-2007	34.11	07-2008	55,580.64
KIRK, JOHNNIA RUTH	WOODLAWN COMM	07-02-2007	34.03	05-2008	53,877.24
KIRKLAND, LENTON	PHILLIPS ACAD	10-01-2006	38.91	04-2009	63,483.36
KIRKSEY, DEMETRA ADANA	PARKMAN	08-01-2008	39.32	10-2009	96,125.28
KIRKWOOD, KATHLEEN MARIE	KINZIE SCHOOL	07-02-2007	34.67	06-2008	54,261.00
KITSUSE, BRUCE DONALD	PEIRCE	02-01-2011	34.21	06-2011	60,572.40
KIZART, GLORIA	CHALMERS	07-02-2007	37.04	07-2008	53,781.00
KLEIN, SUSAN LEE	VOLTA	07-01-2008	35.28	10-2009	55,790.88
KLEINAITIS, RUTA MARGARITA	GUNSAULUS ACADEMY	01-02-2009	21.10	12-2009	32,494.32
KLIMAS, SUZANNE C	REINBERG	07-01-2010	36.67	03-2011	61,802.16
KLOR, HAROLD	LINCOLN PARK H S	07-01-2010	46.00	12-2010	62,212.92

KNAPCIK, KEITH A.	HITCH	07-02-2007	34.97	08-2008	52,462.32
KNAZZE, PATRICIA ANN.	HEARST	07-02-2007	36.24	06-2008	57,696.60
KNIGHT, SHIRLEY ANN	CW EDUC GENERAL	11-02-2009	23.87	02-2011	52,212.12
KNIGHT-HILL, JOAN	BUCKINGHAM SP ED	07-02-2007	41.34	05-2008	51,699.36
KNOX, BOBBIE JEAN.	JULIAN H S	02-01-2011	19.70	05-2011	33,837.60
KNOX, LYNDA MARIE	YOUNG	12-01-2010	34.31	05-2011	60,487.56
KNOX, MARGIE O	DIXON	07-01-2009	19.68	01-2010	34,047.48
KNOX-CARTER, JUDY	CW EDUC GENERAL	07-01-2009	21.00	01-2011	45,355.92
KOCEK, JANICE ANN.	CHAVEZ	08-03-2009	37.42	05-2011	60,776.40
KOCH, LORA JEAN.	YALE	07-01-2008	29.50	07-2010	44,571.36
KOENIG-PFANNKUCHE, BARBARA	CW EDUC GENERAL	08-01-2008	41.08	09-2010	66,388.20
KOLAR, RONALD G	CURIE METRO H S	11-02-2009	36.50	02-2010	61,345.20
KOMIE, EILEEN ROBERTA	BRENNEMANN	04-01-2008	31.23	09-2009	50,842.68
KONCZAL, NIJOLE	WARD LAURA	07-02-2007	31.95	05-2008	46,402.92
KONOPASEK, THOMAS E.	CALUMET ACAD H S	07-02-2007	37.33	06-2008	57,159.24
KOPKE, RUTH E	PETERSON	12-01-2009	30.45	02-2010	53,460.24
KORAN, THOMAS RALPH	VON STEUBEN METRO	07-02-2007	33.99	08-2008	59,774.28
KORNHABER, KATHLEEN MAE	WHITE	07-02-2007	34.39	06-2008	57,701.40
KOROVILAS, CHRISTINE B.	CW EDUC GENERAL	07-01-2009	34.33	05-2011	55,453.68
KOSIAK, JOSEPH J.	LAS CASAS OCC H S	07-02-2007	38.88	08-2008	69,040.32
KOSTOPOULOS, KRISTINA SAMPAOLESI	LINCOLN PARK H S	07-02-2007	36.44	05-2008	58,986.96
KOTIS, STEVE	NORTHSIDE CENTER	07-02-2007	38.15	07-2008	69,040.68
KOVAK, LINDA A	ENGLEWOOD ACAD H	10-02-2006	35.03	02-2008	49,975.44
KOWALCZYK, RICHARD M	STEINMETZ A C	07-02-2007	38.61	06-2008	54,261.00
KOWALSKI, ANNA LUCY	YOUNG MAGNET H S	07-01-2010	34.50	12-2010	63,949.92
KOZIOL, PATRICIA ANN	MADERO MIDDLE	10-01-2007	29.13	11-2008	43,753.80
KOZLIK, RAYMOND J	CANTY	08-01-2007	30.63	07-2007	44,216.28
KOZLOFF, EDWARD EARL	CW SPEC SVCS SUP	08-01-2007	33.45	05-2011	69,470.76
KRAJEWSKI, GERALD A.	COONLEY	09-01-2009	37.88	01-2011	58,479.36
KRAMER, WANDA BARBARA	LINCOLN PARK H S	08-02-2010	30.28	01-2011	81,134.28
KRASOWSKI, JOYCE	MORGAN	07-01-2008	33.95	11-2009	59,394.96
KRAUSE, BONNIE F	CANTY	07-01-2009	31.00	12-2009	51,255.36
KRGA, SHARON LYNN	BANNEKER	07-01-2009	33.95	07-2010	63,038.64
KRIESMAN, SUSAN	TILTON	07-02-2007	34.99	06-2008	57,701.40
KRISTAN, NANCY ANN	ORIOLE PARK	07-02-2007	33.33	04-2008	49,643.64
KROMAN, SCOTT JAY	NEAR NO SP ED CTR	07-01-2010	34.14	10-2010	58,381.92
KRONENBERG, VERNA CHARLES	BOGAN TECH H S	07-01-2008	33.97	10-2009	58,944.36
KRUEGER, CAROL ANN	DE DIEGO COMM ACA	07-02-2007	36.90	06-2008	57,768.00
KUELTZO, DANEALLE MAUREEN	SEWARD	07-02-2007	34.70	06-2008	53,775.60
KUJAWA, MARY E	HUGHES/DAVIS	07-01-2010	35.54	04-2011	65,297.76

KUJOK, HAYAT F.....	CW EDUC GENERAL.....	08-03-2009	7.25	03-2010	5,593.92
KUKLA, SUSAN E.....	SCHURZ H S.....	08-01-2007	40.21	07-2008	84,406.92
KUNER, CHARLES.....	FARRAGUT CAREER A.....	07-02-2007	46.26	05-2008	57,701.40
KUNICKI, MARY ANNE PALM.....	H B STOWE.....	07-02-2007	26.56	06-2008	42,271.68
KURLAND, SUSAN LEE.....	NETTELHORST.....	08-01-2007	35.39	09-2008	92,370.12
KUSH, CATHY SUE.....	HEALY.....	07-02-2007	36.12	09-2008	57,696.60
KUZLIK, CARMEL MARIE.....	WHITTIER.....	07-01-2010	35.07	10-2010	64,766.52
KUZMINSKI, MARGARET C.....	ORTIZ DE DOMINGUE.....	07-02-2007	33.70	09-2008	57,156.36
KWAN, GEE JUN PEARL.....	SAUGANASH.....	08-02-2010	31.81	01-2011	59,211.84
KWELI, JEANETTE JEAN.....	CW SPEC SVC IN/A.....	07-02-2007	34.70	06-2008	57,696.60
KWIATKOWSKI, JEFFERY BRIAN.....	SENN METRO ACAD.....	10-01-2008	15.76	10-2009	25,746.00
KYLE, DELZOLA H.....	NEIL.....	07-01-2010	31.56	01-2011	59,894.52
KYLES, CORNETT.....	DVORAK ACAD.....	11-03-2008	36.11	12-2009	51,847.44
KYLES, DREWBELLE.....	ENGLEWOOD ACAD H.....	07-02-2007	30.65	05-2008	50,632.32
LABNO, KRYSZYNA JOANNA.....	LYON.....	07-01-2010	16.37	01-2011	29,882.76
LABRANCHE, YOLANDA DIANA.....	BASS.....	10-01-2007	39.31	05-2008	49,512.36
LACKI, DIANE L.....	CW EDUC GENERAL.....	08-01-2007	22.55	11-2008	38,771.16
LACKO, MARIE.....	CW LITERACY.....	07-02-2007	42.10	06-2008	59,660.52
LACY, DOROTHY JEAN.....	PECK.....	07-02-2007	34.26	05-2008	51,505.08
LAGRONE, CONSTANCE L.....	ENTREPRENEURSH P H.....	02-01-2011	13.60	03-2011	21,309.24
LAHN, ROSEMARY JEANNE.....	PRUSSING.....	10-01-2007	20.02	08-2008	32,061.12
LAHTI, MARLENE IRENE.....	CURIE METRO H S.....	07-01-2008	33.95	09-2009	56,037.12
LAI, MAUREEN LAWLOR.....	JONES COLL PREP H.....	07-02-2007	38.52	05-2008	65,934.96
LAINIZ, MYRNA DINO.....	HENRY.....	07-01-2009	17.77	12-2009	29,043.60
LAKOMIAK, JANICE HELENE.....	BEASLEY ACAD MAG.....	07-02-2007	34.06	03-2009	51,970.20
LAKOMIAK, JOHANNE ROSALIE.....	BURNSIDE ACAD.....	08-01-2008	34.00	10-2009	51,497.16
LALLEY, JAMES CLARENCE.....	PRINCIPAL PREP/DE.....	08-01-2007	9.50	10-2008	30,671.40
LALLY, ANN LOUISE.....	WHITNEY.....	07-02-2007	33.96	06-2008	56,499.36
LALUZ, OLGA H.....	AREA INST OFFICE.....	08-03-2009	33.02	11-2009	113,571.96
LAMBERT, JEAN MICHEL.....	CW EDUC GENERAL.....	09-02-2008	6.95	03-2010	2,657.88
LAMOTHE, BRENDA.....	JAMIESON.....	07-01-2010	35.80	04-2011	54,391.92
LANDAUER, COLLEEN KAY.....	JORDAN SCHOOL.....	07-02-2007	33.96	07-2008	51,505.08
LANDEN, TODD ERIC.....	EVERGREEN ACAD.....	01-02-2008	23.20	03-2011	37,360.92
LANDINI, ELAYNE.....	CW EDUC GENERAL.....	08-01-2010	17.58	04-2011	9,549.72
LANGDON, BETTY JEAN.....	HEARST.....	07-02-2007	36.44	04-2008	51,694.92
LANGE, SAMUEL M.....	SIMEON CAREER ACA.....	07-02-2007	34.15	05-2008	49,512.36
LAPYCHAK, DEMETRIUS R.....	FRAZIER INT BA MAG.....	02-01-2010	14.21	06-2010	15,891.24
LARGE, ROSIE MARIE.....	HIRSCH METRO H S.....	07-01-2009	24.31	12-2009	42,004.56
LARSON, MARY E.....	NIXON.....	07-01-2008	40.39	10-2009	53,569.68
LASCHOBBER, PATRICIA A.....	CLAREMONT ACADEMY.....	07-02-2007	33.99	05-2008	60,802.80

LATMAN, GARY	CW EDUC GENERAL	07-01-2009	33.70	12-2009	57,717.60
LATTYAK, DOROTHEA DARLENE	MELODY	08-02-2010	40.84	10-2010	102,740.64
LATTYAK, JEROME AUGUSTINE	YOUNG MAGNET H S	07-01-2009	43.21	12-2009	61,862.28
LAURY, GERALDINE PEAVY	AVALON PARK	08-01-2007	34.06	09-2008	93,090.96
LAWLER, PATRICIA MARY	MARQUETTE, JAMES	05-01-2009	27.81	10-2009	33,013.56
LAWRENCE, MARGUERITE ANN	H B STOWE	07-01-2010	25.57	11-2010	45,711.48
LAWRENCE, RAYBURNE JOSEPH	GRAHAM TRAINING C	08-01-2007	33.95	10-2009	52,149.60
LAWSON-MACK, MARY ANN	HUMAN RESOURCES	08-01-2007	35.28	09-2008	73,049.28
LAZAR, DEENA S	GALE COMM ACAD	07-02-2007	30.00	11-2008	50,633.64
LAZAR-LARA, LINDA	CW SPEC SVC IN/A	08-01-2007	33.11	07-2008	74,653.32
LEAHY, KATHLEEN ANN	SCHURZ H S	11-03-2008	21.19	10-2009	34,468.08
LEAVELL, ZENOBIA	KOHN	07-02-2007	32.89	06-2008	55,102.20
LEBITSKY, JUDY ANN	MOZART	07-02-2007	34.54	05-2008	51,970.20
LECH, PATRICIA ELIZABETH	POWELL	08-01-2007	32.95	08-2008	49,552.68
LEDIN, DONALD J	CORLISS H S	08-03-2009	27.03	10-2010	42,319.80
LEDREE, ADRIENNE J	CARVER PRIMARY	08-02-2010	35.83	11-2010	55,597.32
LEE, MARION ARVELIA	PULASKI ACADEMY	07-02-2007	34.02	06-2008	51,970.20
LEE, WANDA SMITH	GWENDOLYN BROOKS	10-01-2010	34.68	11-2010	62,141.28
LEHOTAN, CARMEN MONICA	NIGHTINGALE	08-01-2007	34.75	07-2008	84,406.92
LEITNER, THERESA G	CW SPEC SVC IN/A	07-01-2010	33.20	11-2010	63,073.92
LELAND, MAUREEN ANN	GUNSAULUS ACADEMY	07-02-2007	37.50	04-2008	57,696.60
LEMONS, CARMEN SUZETTE	CARVER MILITARY	07-01-2009	34.80	12-2009	63,654.36
LEMRISE, MARY FRANCES	TWAIN	07-02-2007	35.15	06-2008	57,696.60
LENOIR, ELZIEREE	HUGHES C E	08-02-2010	34.68	05-2011	57,625.68
LENON, KENNETH MOORE	KENWOOD ACAD H S	05-01-2008	34.00	10-2009	56,630.76
LENZ, PETER GERHARD	PICCOLO ELEMENTAR	05-01-2008	11.87	11-2009	14,782.56
LEON, JAY	EBERHART	11-01-2010	35.26	03-2011	56,108.64
LESS, LORRAINE K	FOREMAN H S	07-02-2007	28.55	08-2008	41,464.92
LESSER, KATHRYN LOUISE	SOLOMON	07-02-2007	26.95	11-2008	40,861.68
LETT, ASA THOMAS	CORLISS H S	07-02-2007	34.31	06-2008	57,643.20
LETT, JUDITH ELIZABETH	JACKSON MAHALIA	07-01-2008	34.61	10-2009	53,233.80
LEVERETTE, DANNY THEORN	KING COLLEGE PREP	10-01-2009	34.16	02-2010	53,757.72
LEVIN, CYNTHIA SUSAN	EDISON	07-01-2009	21.89	12-2009	35,620.80
LEVIN, JOEL	C B YORK ALT HS	08-01-2007	39.00	11-2010	68,052.84
LEVIN, JOEL H	DALEY ACAD	07-02-2007	34.88	05-2008	56,551.68
LEVIN, MARILYN	BEAUBIEN	07-02-2007	43.32	05-2008	55,406.28
LEVINE, VERONICA ANNE	CW EARLY CHILDHO	07-02-2007	35.96	06-2008	57,696.72
LEVINS, SUE ELLEN	CW LITERACY	07-02-2007	36.19	10-2008	57,696.60
LEVY, MAUREEN CLAIRE	DYETT HIGH SCHOOL	07-01-2009	9.96	12-2009	15,125.76
LEVYSTEIN, CAROLYN JEAN	GALLERY 37 CTR AR	10-01-2010	40.60	02-2011	106,112.04

LEWANDOWSKI, SHARON LEE	BYRNE	07-02-2007	34.25	04-2008	56,551.68
LEWENSKY, THOMAS JOSEPH	YOUNG MAGNET H S	07-01-2010	35.44	10-2010	60,936.12
LEWIS, ARLENE JOY	CHALMERS	07-02-2007	35.40	05-2008	51,970.20
LEWIS, AUGUSTINE WALLACE	SCHILLER	08-01-2007	34.98	08-2008	78,351.36
LEWIS, BOBBIE N	ROBESON H S	07-02-2007	38.11	11-2008	55,772.16
LEWIS, CARRIE VIOLA	PRINCIPAL PREP/DE	08-03-2009	36.24	10-2009	82,782.12
LEWIS, CLINTON	VON STEUBEN METRO	08-03-2009	35.95	12-2009	79,455.96
LEWIS, DOROTHY LUCILLE	YOUNG MAGNET H S	07-02-2007	36.00	07-2008	56,551.68
LEWIS, GERALDINE LORETTA	BRIDGE	07-01-2009	27.45	12-2009	49,816.56
LEWIS, JEWEL LYNN	SCHOOL OF LEADRSH	08-02-2010	39.64	01-2011	99,003.84
LEWIS, LINDA JOYCE	GILLESPIE	08-03-2009	36.01	01-2011	58,610.04
LEWIS, MATTIE CHRISTINE	HANCOCK H S	07-02-2007	34.40	07-2008	56,556.36
LEWIS, PATRICIA ANN	MANLEY CAREER ACA	07-01-2009	32.74	12-2009	51,540.84
LEWIS, ROSALIND P	MARSHALL METRO H	03-01-2010	39.04	09-2010	54,462.24
LEWIS, SANDRA ELANE	VON HUMBOLDT	07-01-2009	36.62	12-2009	58,609.80
LEWIS, SYLVIA ANN	NIXON	08-01-2010	33.98	05-2011	73,790.28
LEWIS, VERA MARTHAN	CARTER	07-01-2009	36.81	12-2009	61,756.80
LIEBERMAN, ROCHELLE FRIEDMAN	FARADAY	07-02-2007	33.95	04-2008	50,961.60
LINDBERG, DALE ANN	STONE ACAD	07-02-2007	35.31	06-2008	51,974.52
LINDSEY, JOHN R	CW EDUC GENERAL	08-02-2010	14.48	05-2011	22,882.20
LINDSEY, MARY PORTER	PARKMAN	09-01-2010	35.31	03-2011	64,685.16
LINSTER, FRANK JOSEPH	FENGER ACAD H S	02-01-2010	10.57	06-2011	20,341.20
LISNER, ARYLISS LEE	C B YORK ALT HS	08-01-2007	34.58	05-2010	67,943.52
LIST, DEBRA ANN	WEBSTER	08-01-2007	29.90	10-2010	60,338.52
LITTAU, CLARA MARIE	DECATUR CLASSICAL	07-02-2007	30.13	08-2008	51,407.16
LITTLE, ELONIA	BETHUNE	07-02-2007	33.97	08-2008	51,885.36
LITTLE, JANICE LYNN	ERICSON	08-02-2010	35.45	10-2010	91,207.32
LITTLETON, VERA JEAN	O'KEEFFE	12-03-2007	21.08	10-2009	30,497.76
LIVINGSTON, JAMES ALBERT	GRESHAM	08-01-2007	33.93	08-2008	79,833.12
LLOYD, MARY ANN ELIZABETH	SCHOOL OF THE ART	07-01-2009	33.98	02-2010	58,017.12
LOBBINS, DOLORES MOORE	RAY	08-01-2007	34.85	07-2008	84,844.92
LOCALLO, KRISTINE M	HAYT	08-02-2010	34.95	01-2011	90,446.16
LOCKE, DAYA DIMITRA	CALUMET ACAD H S	08-01-2007	32.76	07-2008	93,445.80
LOCKE, JENNIFER C	CW EDUC GENERAL	11-01-2010	22.05	12-2010	26,910.72
LOCKETT, CAROLE FAY	PARKMAN	10-01-2009	30.64	02-2010	48,319.20
LOCKETT WILLIAMS, DONNA JEAN	FENGER ACAD H S	05-01-2008	29.00	03-2010	42,868.20
LOFTMAN, PAMELA ANNE	PASTEUR	08-01-2007	34.54	10-2008	66,592.56
LOFTON, KATHLEEN VICTORIA	LAWRENCE	07-02-2007	35.49	04-2008	51,509.40
LOFTON, RENA IONA	REED	07-01-2009	36.43	07-2010	57,786.84
LOFTUS, SARAH ELIZABETH	MARQUETTE, JAMES	11-01-2007	33.09	11-2008	84,411.48

LOGAN, GERALDINE MARIE	AUSTIN COMM H S	07-02-2007	23.00	10-2008	40,597.68
LOMAN, ROBERT	JEFFERSON N	12-01-2010	19.64	03-2011	35,589.84
LOMAX, FLOYD ANDREAU	ALTGELD	07-02-2007	33.88	04-2008	53,867.40
LOMBARDO, JANICE ELLEN	EDGEBROOK	01-02-2009	12.19	10-2009	17,771.76
LONG, MARGARET ANN	HIBBARD	07-02-2007	37.34	11-2008	57,185.16
LONG, PATRICIA A	YOUNG	07-02-2007	35.20	10-2008	56,522.04
LONGMIRE, NANCY	CW EDUC GENERAL	07-01-2009	35.77	12-2009	61,862.28
LOPEZ, BERNARDO	CHOPIN	07-01-2010	36.11	10-2010	58,381.92
LOPEZ, CAROL LEE	NOBEL	02-01-2008	20.08	10-2009	29,281.56
LOPEZ, GERMAN	DORE	07-01-2010	35.78	10-2010	60,865.92
LOPEZ, LORETTA	CW SPEC SVCS SUP	08-01-2007	35.49	05-2011	70,065.00
LOPEZ-SUBLETT, SUSAN	GLADSTONE	07-02-2007	35.05	05-2008	57,878.28
LOREDO, JUANA M	LOGANDALE MIDDLE	07-01-2010	25.10	01-2011	45,742.56
LOREDO, NATIVIDAD	CLEMENTE ACH ACAD	08-02-2010	30.71	09-2010	77,366.52
LOTT, TELL	MORGAN	09-01-2009	40.09	01-2010	55,904.28
LOVELACE-BROWN, SANDRA JEAN	DALEY ACAD	07-02-2007	33.74	08-2008	50,981.52
LOWE-SABLE, DEANNA JOY	REASSIGNED TEACHER	05-01-2009	11.75	07-2010	17,522.88
LOWERY, GLORIA MARY	DALEY ACAD	07-02-2007	38.58	06-2008	56,045.76
LOWERY, WINIFRED EUNIECE	PHILLIPS ACAD	07-01-2010	10.65	10-2010	18,833.88
LOZADA, LAURA FAY	GOMPERS	07-02-2007	34.77	04-2008	51,926.28
LUBLIN, DIANE ALICE	CHASE	08-01-2007	33.96	11-2008	49,910.88
LUBOV, RUDY JOAN	GALE COMM ACAD	08-01-2007	32.22	07-2008	99,625.20
LUCAS, DELORIS	PADEREWSKI	07-01-2008	33.98	09-2009	55,931.16
LUCAS, ELIZABETH ANN	REILLY	07-01-2010	35.75	11-2010	58,292.16
LUCKETT, RENE	WASHINGTON G	07-01-2009	33.97	08-2010	58,192.08
LUGO, ISABEL ROSAMELIA	NORTH RIVER SCHOO	07-01-2008	33.18	10-2009	57,591.48
LUNA, CONCEPCION A	SCHUBERT	07-01-2010	34.97	03-2011	62,048.04
LUSTER, CHERYL DENISE	CW EDUC GENERAL	07-01-2010	16.60	10-2010	30,257.40
LYNCH, BERTLEY ANN	SUB POSTAL SERVICE	08-03-2009	19.80	07-2009	29,906.76
LYNCH, FRANCINE-OLIVIA ERMELDA	CW EDUC GENERAL	03-01-2009	20.35	08-2010	33,686.64
LYNN, SHIRLEY ANN	HAUGAN	07-02-2007	26.91	05-2008	45,498.36
MAAS, ELEANOR E	LINNE	07-01-2010	24.69	09-2010	42,286.92
MACCAGNANO, VINCENT PHILIP	GWENDOLYN BROOKS	07-01-2010	36.02	11-2010	65,317.32
MACDIARMID, KATHERINE J	GARY	07-01-2008	41.28	09-2009	53,569.68
MACEWKO, MARIAN JACQUELINE	DAVIS	04-01-2010	23.08	12-2010	37,830.12
MACGLASHAN, ILEENE J	REVERE	08-02-2010	33.96	04-2011	66,503.88
MACIULIS, RICHARD E	PLAMONDON	07-01-2007	39.48	04-2008	57,645.12
MACK, ARLENE	CW EDUC GENERAL	07-01-2009	36.22	12-2009	61,861.92
MACK, EVELYN MARGARET	BRADWELL	07-01-2010	30.04	01-2011	50,731.32
MACKEVICIUS, NIJOLE ROMUALDA	MATH AND SCIENCE	08-01-2007	19.05	05-2010	42,552.60

MACKIE, ELIZABETH ANN	MARSHALL METRO H	07-01-2010	34.10	11-2010	68,515.92
MACKROLA, NANCY ANN	CLISSOLD	07-02-2007	34.53	04-2008	57,696.60
MADURA, SUSAN L	AUSTIN COMM H S	07-02-2007	33.22	08-2009	56,468.16
MAGEE, VANESSA ANN	SCHOOL OF THE ART	07-01-2010	33.95	12-2010	55,221.24
MAGEE-MOORE, JEAN	STEVENSON	07-02-2007	38.79	09-2008	55,680.36
MAGETT, YVONNE MAYES	CHICAGO VOCATIONAL	07-02-2007	37.17	04-2008	54,265.56
MAGGIO, DEBORAH ANN	LYON	11-01-2010	27.04	02-2011	51,806.16
MAGIDSON, STEVEN	CW EDUC GENERAL	01-02-2009	21.90	02-2010	11,576.04
MAHAFFEY, DEBRA TORRESSA	CW EDUC GENERAL	11-01-2007	12.50	10-2008	18,228.60
MAHONE, DEBORAH KAY	BUDLONG	10-01-2009	35.15	03-2010	56,672.88
MAHONEY, SUSAN R	DE DIEGO COMM ACA	04-01-2008	16.70	04-2011	24,142.56
MAIER, KATHLEEN M	CW SPEC SVC IN/A	10-01-2006	30.01	07-2010	45,275.40
MAJESKE, CATHERINE MAE	MORGAN PARK H S	07-02-2007	31.05	04-2008	47,290.56
MALDONADO, ADA IRIS	CW EDUC GENERAL	05-03-2010	20.10	10-2010	21,440.04
MALEBRANCHE, JAMES ALAN	TECHNOLOGY SVCS	08-02-2010	36.90	09-2010	75,262.92
MALIZA, CAROL HOECKER	BARRY	07-01-2009	19.59	06-2010	33,612.12
MALLETT, GENE WALDEN	LLOYD	07-02-2007	34.56	04-2008	51,970.20
MALLETT, MALDON JEAN	LOVETT	07-01-2010	34.58	01-2011	58,078.92
MALOBLOCKI, MARGARET ELIZABETH	BELL	08-01-2007	36.13	07-2008	82,068.12
MALONE, CHARLES R	GWENDOLYN BROOKS	07-02-2007	40.87	06-2008	56,595.60
MALONE, MAURICA JEAN	LANE TECH H S	07-01-2009	23.90	02-2010	40,102.20
MALLOY, JERLYN WILLIAMS	MAY COMM ACAD	08-01-2007	35.86	07-2008	95,786.88
MALTZ, MARCIA JOYCE	SULLIVAN H S	07-02-2007	32.83	04-2008	50,834.52
MALVA, WALTER JAMES	ENTREPRENEURSH H	07-02-2007	23.67	04-2008	35,755.92
MAMARIL, BENIGNA DUGENIA	STEINMETZ A C	07-01-2010	19.56	10-2010	37,167.84
MANDEL, JUDITH LYNN	HENRY	07-02-2007	21.55	04-2008	32,859.00
MANIS, SPYRIDOULA	MONROE	07-02-2007	33.75	10-2010	51,459.00
MANKOWSKI, CASIMIR JOHN	DAVIS	07-02-2007	37.81	09-2008	51,505.08
MANN, SANDRA PEETE	CW EDUC GENERAL	11-02-2009	40.17	02-2010	73,362.24
MANNING, DEBORAH LEE	HENDERSON	07-01-2010	34.91	03-2011	58,381.80
MANS, DREW F	CATHER	08-01-2008	13.01	04-2009	14,176.68
MARAGH, MAE OMA	YATES	07-02-2007	31.70	04-2008	53,645.40
MARCHMAN, LORRAINE	ROBESON H S	07-01-2008	39.00	04-2010	58,670.76
MARIANETTI, BARBARA ANN	SCHURZ H S	07-01-2009	20.70	12-2009	36,026.40
MARINIER, THOMAS ALAN	CORLISS H S	07-02-2007	34.67	06-2008	51,921.96
MARINO, YOLANDA	HIBBARD	07-01-2010	21.14	10-2010	36,202.80
MARKHAM, MARY KATHERINE	GRAY	08-02-2010	29.75	12-2010	82,639.20
MARKOU, JOAN BETZELOS	PALMER	07-02-2007	41.39	06-2008	57,696.60
MARKSTONE, PATRICIA LOU	GRESHAM	11-03-2008	14.32	06-2010	21,147.12
MARSH, JOHN WALTER	DOOLITTLE EAST	05-01-2009	23.30	04-2010	29,298.12

MARSHALL, LINDA SHARON	CW EDUC GENERAL	08-02-2010	26.11	12-2010	47,055.12
MARTELLO, EUGENE ARTHUR	MATHER H S	07-01-2009	28.11	07-2010	46,275.00
MARTIN, ANTHONY GRAY	ROOSEVELT H S	10-01-2010	9.75	04-2011	15,491.64
MARTIN, BARBARA JEAN	CLEMENTE COMM ACA	07-01-2007	20.15	08-2008	31,489.32
MARTIN, BEVERLY ANN	SWIFT	07-02-2007	37.32	11-2008	94,155.72
MARTIN, CHARLENE IONE	MORGAN PARK H S	07-01-2010	38.59	09-2010	60,936.12
MARTIN, KATHY R	GRESHAM	07-02-2007	35.39	08-2008	54,261.00
MARTIN, LAUREL ANN	AREA INS OFFICE 1	08-02-2010	37.46	01-2011	82,220.28
MARTIN, LAVERNE CONOVIA	RANDOLPH ELEMENTA	07-01-2010	40.01	12-2010	64,686.72
MARTIN, LESLIE L	DUMAS	08-01-2007	38.98	11-2010	84,094.80
MARTIN, STEPHEN CHARLES	COLUMBUS	08-01-2007	37.57	07-2008	71,105.52
MARTINEZ, CLARA	LOWELL	09-02-2008	26.27	09-2009	43,124.28
MARTINEZ, FERNANDO	LANG & CULTURAL E	08-01-2007	34.64	07-2008	92,897.28
MARTINEZ, JOSEPHINE	CW SPEC SVC IN/A	08-01-2007	35.42	07-2008	76,635.60
MARTINEZ, LESLYE ANN	REILLY	07-02-2007	31.53	05-2008	52,295.28
MARTINEZ, LUIS M	PICCOLO ELEMENTAR	07-02-2007	21.85	05-2008	34,891.56
MARTINEZ, MARIE ANNE	PRESCOTT	12-01-2010	32.10	04-2011	61,293.24
MARTINI, DENNIS GEORGE	CW EDUC GENERAL	08-02-2010	34.84	10-2010	56,034.96
MARVER, SALLY FISHBEIN	FOREMAN H S	07-01-2009	35.33	12-2009	62,629.80
MARZINELLI, LAURA A	PRITZKER	07-02-2007	33.95	06-2008	51,970.20
MASLOV, SHARON LYNN	SCAMMON	07-02-2007	33.76	05-2008	53,351.64
MASON, EUGENE	ASHE	08-01-2007	33.85	07-2008	98,511.36
MASON, MARY ALICE	KIPLING	07-01-2009	37.56	10-2010	60,639.12
MASUR, DONNA	FARNSWORTH	07-02-2007	30.79	04-2008	52,061.28
MATA, ROSA ROJAS	HAMMOND	07-01-2008	33.01	10-2009	56,436.48
MATHIS, JOYCE MARIE	STONE ACAD	07-02-2007	35.45	04-2008	51,505.08
MATTHEWS, CAROLYN A	CURIE METRO H S	07-02-2007	36.81	04-2008	57,645.12
MATTHEWS, KATHRYN ARLENE	DUBOIS	05-03-2010	9.61	09-2010	13,813.92
MATTUCCI, SANDRA JEAN	NASH	07-02-2007	32.15	10-2008	48,572.64
MATZ, HAROLD FRED	CLEMENTE COMM ACA	07-01-2008	40.83	10-2009	59,446.20
MATZ, LYNDA LOUISE	PRUSSING	07-01-2009	40.24	12-2009	62,629.80
MAXEY, GLADYS	BOUCHET BRANCH	07-01-2008	35.65	09-2009	54,830.52
MAXIE, PATRICIA FAYE	CW LITERACY	07-02-2007	34.78	07-2008	59,660.52
MAXIE-BROWN, GWENDOLYN JEAN	CW EDUC GENERAL	08-01-2008	34.05	11-2009	72,560.76
MAXWELL, BERNICE	OVERTON	08-01-2007	35.76	10-2009	79,894.68
MAY, ANNIE LEE	BENNETT	07-02-2007	35.28	11-2008	54,910.44
MAYBIN, DAVID LEROY	CW SPEC SVCS SUP	07-01-2010	13.31	09-2010	20,838.24
MAYE, BETTIE FAYE	ATTUCKS	07-01-2008	24.69	10-2009	37,298.88
MAYER, KATHLEEN PATRICIA	CARSON	08-01-2007	34.81	07-2008	103,974.24
MAYER, RICHARD A	GALILEO SCHOLASTI	07-01-2007	43.19	08-2010	54,910.44

MAYES, JACOB	CW EDUC GENERAL	08-01-2007	30.28	07-2008	28,318.20
MAYFIELD, SHARON DENISE	CARNEGIE	07-01-2010	35.44	09-2010	57,812.52
MAYS, DEBORAH ANN	NEIL	07-01-2008	21.34	09-2010	33,434.04
MAZIQUE, CHARLES	C B YORK ALT HS	08-01-2007	35.08	05-2010	67,152.12
MCAFFEE, LENA BLANCHE	KIPLING	07-01-2010	21.38	11-2010	35,943.00
MCBRIDE, AUSPERDELLA CLEMENTEAN	HOWE	07-02-2007	33.43	08-2008	50,963.52
MCCAFFRAY, MARGARET MARY	BURROUGHS	07-02-2007	34.04	06-2008	54,261.00
MCCALLUM, LOUELLA WILSON	SAWYER	07-02-2007	35.14	04-2008	55,354.92
MCCANN, KATHLEEN DRUMM	HAY COMM ACAD	09-01-2010	15.65	01-2011	26,993.76
MCCANN BEAVERS, SANDRA MILDRED	MAY COMM ACAD	08-01-2007	36.00	11-2008	105,381.96
MCCARTHY, BRIAN R	HERZL	07-01-2009	40.09	12-2009	58,192.08
MCCARTHY, JO ANNE	CLARK MIDDLE	10-01-2007	10.25	08-2008	13,217.76
MCCARTHY, RICHARD J	SUB POSTAL SERVICE	09-01-2005	40.82	05-2010	61,532.16
MCCLAIN, CATHERINE	AMES SCHOOL	07-02-2007	34.01	08-2008	54,968.16
MCCLAIREN, LAVONNE JUANITA	OSS CLUSTER SIX	09-01-2006	30.70	10-2010	48,759.72
McCLELLAN, REGINA	LASALLE LANG ACAD	08-01-2007	34.63	07-2008	76,100.28
McCLELLAND, PATRICIA	HUGHES L	07-02-2007	20.85	04-2008	31,656.00
McCLENDON, CARRIE A	ESMOND	07-02-2007	35.11	10-2008	56,551.68
McCLENDON, JUANITA KIDD	GARY	07-01-2010	47.87	09-2010	62,167.56
MCCLINTON, GWENDOLYN ELAINE	PRICE	08-01-2008	22.56	01-2010	62,175.12
MCCLINTON, LITA DENISE	CW LITERACY	07-01-2008	37.83	11-2010	56,714.76
MCCOMBS, MYRA A	SUB POSTAL SERVICE	07-01-2008	30.97	10-2010	39,360.12
MCCOMBS, PATRICIA S	WALSH	07-02-2007	36.21	07-2008	54,261.00
MCCOOL, ANN COATES	SCHOOL OF LEADRSH	07-01-2008	38.71	10-2009	55,931.16
MCCORD, JACQUELIN SALVATTO	INSTR DES & ASSESS	08-02-2010	21.05	09-2010	45,674.76
MCCORMICK, GWENDOLYN CORRINE	CW EDUC GENERAL	12-01-2008	33.50	12-2009	76,218.24
MCCOY-JOYCE, DIANNE	BROWNELL	07-01-2009	34.90	06-2010	57,961.20
MCCRAY, CAROL ANN	BENNETT	07-01-2009	36.17	12-2009	61,391.28
MCCULLAR, EARL BELL	OSS CLUSTER FOUR	10-02-2006	25.07	03-2010	41,671.20
MCCUNE, LARRY WAYNE	MOZART	07-01-2008	33.91	09-2009	53,255.76
MCCUNE, PHYLLIS LORRAINE	MORTON CAREER ACA	08-01-2008	35.43	10-2009	81,715.92
MCDERMOTT, JOHN J	BOGAN TECH H S	07-02-2007	32.95	05-2008	55,276.08
MCDONALD, MATTHEW JAMES	GAGE PARK H S	07-01-2010	31.95	12-2010	60,479.40
MCDONALD, SIDNEY MEREDITH	MANN	10-01-2007	17.06	12-2009	26,173.08
MCDONALD, VERA	HURLEY	07-02-2007	25.02	06-2008	38,268.48
MCDONALD, VERDI DENICE	CALDWELL	06-01-2009	31.30	09-2010	33,530.40
MCDOWELL, MATTHEW	CHICAGO VOCATIONAL	08-01-2007	48.14	07-2010	58,847.52
MCELROY, GRACE ANN	BELDING	07-01-2008	46.14	10-2009	53,569.68
MCENEANY, DEBORAH ANNE	FOSTER PARK	04-01-2008	20.82	01-2010	30,607.68
MCENERNEY, VINCENT ROBERT	ST. BARNABAS SCHOOL	07-01-2008	20.41	09-2009	34,191.72

MCFADDEN, FRANCES FORNEY	HAINES	07-01-2010	21.73	01-2011	41,603.16
MCFADDEN, JANICE M.	FAIRFIELD ACADEMY	07-01-2010	35.44	04-2011	65,553.24
MCFALL, LILLIE JEAN	HAWTHORNE ACAD.	07-02-2007	33.93	07-2008	51,466.80
MCFARLAND, CONNELL	AREA INST OFFICE	06-01-2010	27.44	12-2010	46,403.52
MCFARLAND, IREDEAN	LINCOLN PARK H S.	07-02-2007	35.26	05-2008	56,547.36
MCFARLAND, PORTIA	SCHOOL OF TECH	10-01-2007	34.92	08-2009	65,351.76
MCGEE, CAROLYN DRIVER	MANIERRE	07-01-2008	34.11	09-2009	56,557.80
MCGEE, HELEN J.	BOGAN TECH H S.	10-02-2006	34.45	10-2008	56,572.44
MCGEE, PATRICIA R.	KEY	07-01-2010	34.80	11-2010	64,684.80
MCGEE, WILHELMINA	SHIELDS	07-01-2009	36.31	12-2009	61,862.28
MCGEHEE, CHARLES	SHERWOOD	08-01-2008	40.03	03-2011	93,533.88
MCGHEE, DIANE PATRICIA	WEST PULLMAN	08-01-2008	26.10	04-2010	41,764.08
MCGHEE, LINDA ANTOINETTE	DIXON	05-01-2008	34.75	09-2009	52,249.56
MCGLASHAN, WAYNE ALAN	YOUNG MAGNET H S.	07-01-2008	34.73	09-2009	55,931.16
MCGLIN, LINDA LOU	MARSHALL METRO H.	07-01-2009	20.45	12-2009	32,036.40
MCGOVERN, JANE ELLEN	CAMERON	07-02-2007	33.58	09-2008	50,734.08
MCGUFFAGE, JAMES M.	CARVER MILITARY	07-02-2007	40.85	06-2008	54,479.40
MCGUIRE, THOMAS J.	HUMAN RESOURCES	08-01-2007	38.56	08-2008	78,943.20
MCHALE ROGERS, BERNADETTE MARIE	YOUNG MAGNET H S.	07-01-2009	40.13	12-2009	61,862.28
MCHATTON, LAURENE MARGARET	CW SPEC SVCS SUP.	08-01-2008	31.87	04-2010	65,964.24
MCHUGH, AGNES MARIE	DARWIN	07-02-2007	32.65	06-2008	47,423.76
MCINTOSH, MARGARET ANN	FUNSTON	07-01-2010	23.66	03-2011	40,567.92
MCKAMEY, ERIC SOMERVILLE	PEABODY	07-02-2007	31.77	08-2008	47,993.52
MCKAY, JOHN JOSEPH	HOWE	05-01-2008	20.21	04-2010	28,035.84
MCKAY, MARY IRWIN	GREENE	07-02-2007	20.66	06-2008	33,280.44
MCKEE, MARY JEAN	DEWEY	01-04-2010	43.55	04-2010	56,780.52
MCKELVEY, IDA T.	KOZMINSKI COM ACA.	08-02-2010	23.23	11-2010	40,689.84
MCKELVEY, SHEILA JAN	CROWN COMM ACAD.	07-02-2007	35.46	04-2008	51,970.20
MCKENNA, MARGARET ANNE	CORLISS H S.	09-01-2010	41.16	05-2011	58,381.92
MCKENNA, MARY PATRICIA	SENN METRO ACAD.	08-01-2008	35.19	10-2009	64,403.28
MCKENNA, MICHAEL K.		08-01-2007	14.68	08-2007	6,365.28
MCKENZIE, NANCY MOORE	SPENCER	05-01-2008	11.06	04-2010	14,365.32
MCKINDRA, KAREN	MORGAN PARK H S.	10-01-2010	30.32	03-2011	56,042.16
MCKINNOR, JOHNELLA E.	STOCKTON	08-01-2007	34.52	07-2008	80,967.48
MCLAUGHLIN, KATHLEEN F.	PORTAGE PARK	07-02-2007	44.68	06-2008	50,334.48
MCLEARY, MAUDESTINE ELIZABETH	MCNAIR ACAD CTR.	07-02-2007	35.86	07-2008	61,545.00
MCTMAHON, KATHLEEN ANN	CW HUMAN RES.	08-02-2010	34.78	03-2011	63,956.88
MCTMAHON, PATRICIA P.	CW HUMAN RES.	07-01-2010	38.10	10-2010	63,164.76
MCMILLIAN, MARJORIE HAYNES	HURLEY	07-02-2007	36.00	07-2008	51,974.52
MCNEELA, JOSEPH E.	CURIE METRO H S.	07-02-2007	38.91	05-2008	54,431.88

MCNICKLES, ANNIE L.	O'KEEFE	08-01-2008	20.13	10-2009	32,333.04
MCPHEARSON-DAVIS, PATRICIA A.	MANN	08-03-2009	36.36	12-2009	92,652.36
MCRAE, ANNA MARIE	TILTON	07-01-2009	34.04	12-2009	55,711.68
MCREYNOLDS, DORIS	CUFFE	08-01-2007	34.49	08-2008	49,716.24
MCRTYCHEVA, SVETLANA S.	SWIFT	07-01-2009	16.75	12-2009	27,377.76
MCSHAN, BERNARD LEE	CARNEGIE	07-02-2007	35.71	04-2008	51,970.20
MCSHANE, JOHN DAVID	C B YORK ALT HS	08-03-2009	34.42	04-2011	73,162.08
MCSWINE, ENOCH	CW EDUC GENERAL	07-02-2007	35.67	08-2008	51,923.76
MEARIEWEATHER, PATRICIA	SCHOOL OF TECH	07-02-2007	35.42	04-2008	54,910.44
MEAUX, MICHELE	CW SPEC SVCS SUP	05-01-2008	34.96	11-2009	59,086.80
MEEKINS, CHARLES WALTER	CW EDUC GENERAL	09-01-2010	23.60	12-2010	34,998.00
MEHIGAN, SUSAN THERESE	CW EDUC GENERAL	02-02-2009	26.60	11-2010	12,647.04
MEJIA, EZEQUIEL JUAN	ROOSEVELT H S	05-01-2009	6.72	07-2010	7,312.56
MEJIAS, EVELYN	INTER-AMERICAN	08-01-2008	31.38	11-2009	68,751.36
MELIKER, DAYLE B.	SAYRE LANG ACAD	08-01-2008	31.45	10-2009	49,602.12
MELMAN, RONALD ALBERT	LAKE VIEW H S	07-02-2007	33.18	04-2008	62,127.36
MELTZ, NADINE HARRIET	HANSON PARK	07-02-2007	15.75	05-2008	22,153.92
MELTZER, TRUDY	CW EARLY CHLDHO	11-02-2009	36.63	02-2010	59,730.00
MENCONI, JAMES PASQUAL	MONROE	08-01-2007	38.89	07-2008	106,502.28
MENDOZA, JOE LOUIS	MARSHALL MIDDLE	11-01-2010	18.69	01-2011	33,369.72
MENTER, PHYLLIS	SCH & COMM RELS	08-01-2007	40.25	07-2008	75,567.48
MERCADO, ANA LUISA	CAMERON	09-01-2010	22.77	01-2011	37,479.72
MERCHANT, BEVERLY ROCHELL	SCHILLER CPC	07-01-2008	30.14	10-2009	56,905.32
MEREDITH, BARBARA LYNN	AVALON PARK	07-02-2007	38.62	04-2008	54,212.64
MERIWEATHER-DANSO, LINDA	MARCONI COMM ACAD	08-01-2007	34.36	07-2008	67,902.24
MERRICK, JUDY VERONICA	SHOESMITH	07-01-2009	34.23	12-2009	55,711.68
MESTROVIC, CATHLEEN MARIA	KELVYN PARK H S	07-02-2007	34.79	04-2008	56,551.68
METCALF, SUSAN ELOISE	GOETHE	07-02-2007	33.04	05-2008	52,582.08
METCALFE, CASSANDRA ELAINE	WATERS	07-02-2007	35.07	06-2008	55,356.84
METZ, FREDERIC WILLIAM	GRAHAM	08-01-2007	36.91	07-2008	88,124.28
MEUS, COLETTE	LYON	08-02-2010	40.84	12-2010	97,502.52
MHOON, GLORIA DEMETRIA	CW EDUC GENERAL	07-01-2009	35.19	01-2010	70,951.80
MHOON, RICHARD WENDELL	GRIMES	07-02-2007	34.24	06-2008	57,701.40
MIJATOVICH, BEVERLY LYNN	VON HUMBOLDT	11-01-2010	33.30	03-2011	53,383.80
MILANO, PHILIP WILLIAM	HEDGES	08-01-2008	35.40	10-2009	59,619.00
MILES, MARIE CHAMBERS	CW EDUC GENERAL	01-03-2011	27.38	04-2011	88,976.76
MILES, MARY ANNETTE	NOBEL	05-01-2008	24.86	01-2010	40,849.68
MILKOWSKI, RHONDA ELLEN	HYDE PARK ACAD H	07-02-2007	35.80	04-2008	56,556.24
MILLER, ADRIENNE ELAINE	LAVIZZO ELEMENTAR	08-03-2009	35.58	03-2011	58,202.88
MILLER, ALYCE	LEWIS	10-01-2007	16.00	06-2010	24,170.64

MILLER, ARONETA MELANEEOROZCO ACADEMY07-01-2010	34.45	11-2010	55,714.08
MILLER, CARYN JOYBEARD07-01-2008	34.67	09-2009	55,860.96
MILLER, CELESTE FNOBEL07-02-2007	38.09	05-2008	51,970.20
MILLER, EDWARD PETERMATHER H S07-02-2007	33.33	07-2008	56,357.52
MILLER, EUGENE MMATHER H S07-02-2007	36.44	04-2008	51,923.76
MILLER, GWENDOLYN SAMUELSIMPSON ACADEMY08-02-2010	36.70	01-2011	88,818.72
MILLER, JAMES THOMASROOSEVELT H S03-03-2008	17.11	04-2010	26,232.24
MILLER, KATHERINE MCADOOWARD LAURA08-01-2008	16.91	10-2009	42,384.24
MILLER, KATIE MAEREASSIGNED TEACHER07-02-2007	27.50	10-2008	39,656.88
MILLER, LARRY JCW EDUC GENERAL11-01-2010	16.86	03-2011	26,695.56
MILLER, LUIGIA ABATEMAN07-01-2008	35.77	04-2011	59,025.00
MILLER, MARGARET EILEENLIBBY09-01-2006	21.23	02-2010	30,728.64
MILLER, MONA THOMPSONTANNER03-01-2010	22.80	02-2011	55,033.68
MILLER, ROBERT CARLBOGAN TECH H S08-01-2007	35.93	07-2008	98,198.64
MILLER, WILLIE ROBERTAKELVYN PARK H S09-01-2010	38.94	12-2010	58,381.92
MILLS, FRED DOUGLASCW EDUC GENERAL07-01-2010	18.33	10-2010	31,306.80
MIMS, GWENDOLYN ANNSOUTHSIDE ACAD08-02-2010	35.19	10-2010	100,044.72
MINN, SUZANNE ELEANORCW EDUC GENERAL11-01-2010	30.15	03-2011	47,944.68
MINOR, RONALD JEROMESEXTON A O07-01-2010	33.29	11-2010	58,937.76
MIR, CAROLYN NADINECAMERON07-02-2007	26.33	05-2010	44,518.20
MIRANDA, MARTHA PPRINCIPAL PREP/DE08-03-2009	35.26	11-2009	101,437.80
MITCHELL, BESSIE MAEOGLESBY05-01-2008	33.91	02-2010	53,060.28
MITCHELL, BETTYE JANEWOODSON SOUTH04-01-2010	20.86	09-2010	35,453.28
MITCHELL, DENISEGOODLOW MAGNET07-01-2008	35.81	09-2009	59,472.60
MITCHELL, LINDA LOUISECTU07-01-2005	34.80	09-2010	81,709.80
MITCHELL, RENEE SHERYLSPECIAL SVCS ADM08-01-2008	32.79	11-2009	113,952.60
MITCHELL, WILLIAM KEITHCW EDUC GENERAL03-01-2010	14.53	06-2010	23,906.76
MITCHELL GUY, BARBARA JENICEDAVIS MAGN11-02-2009	33.99	04-2011	58,834.44
MOCKO, ALINA MCW EDUC GENERAL09-01-2009	13.45	02-2010	17,055.96
MOFFATT, KENNETH EDWINDOUGLASS ACADEMY07-01-2008	36.19	09-2010	54,773.16
MOFFETT, SIDNEY LHARLAN COMM ACAD02-01-2008	36.85	09-2009	49,746.48
MOHAMMED, DONNABARRY07-02-2007	21.20	06-2008	31,841.52
MOHIP, LEELAHAYT10-01-2010	29.20	12-2010	50,701.56
MOHR, LINDA HENRIETTAAUSTIN COMM H S07-02-2007	38.21	06-2008	55,388.04
MOLESKY, MILLIEKELLOGG07-02-2007	25.83	05-2009	41,409.72
MOLLOY, BARBARA ANNMOOS07-02-2007	20.52	11-2008	31,285.80
MOLLWAY, JUDY ASAWYER07-01-2008	30.58	09-2009	53,182.56
MOLODOW, BENNETT GERALDSCAMMON09-01-2010	16.16	04-2011	26,540.52
MONAHAN, PATRICIA MARIECURIE METRO H S07-01-2008	34.36	10-2009	59,472.60
MONTGOMERY, JEFFERYABBOTT08-03-2009	33.18	01-2010	82,729.92

MONTGOMERY, JOYCE MARIE	CAMERON	07-01-2009	35.86	11-2009	53,757.72
MONTGOMERY, NAPOLEON	ENGLEWOOD ACAD H	07-02-2007	15.53	02-2011	24,696.72
MONTGOMERY, PEARL ELIZABETH	FALCONER	07-02-2007	36.13	11-2008	57,783.48
MONTGOMERY, RUTHIE H.	NEIL	07-01-2009	23.73	01-2010	37,660.92
MONTGOMERY, SHAWNDR A MENYON	MORTON CAREER ACA	04-01-2008	33.12	06-2011	53,739.72
MONTROSE, RUTH HELEN	HIBBARD	07-02-2007	38.63	06-2008	57,696.60
MONU, ADRIENNE JESSIE	AVALON PARK	09-01-2010	20.39	05-2011	34,673.28
MOONEY, DAVID	CW EDUC GENERAL	12-01-2009	22.10	06-2010	12,781.80
MOORE, ARCHIE	CW EDUC GENERAL	07-01-2010	14.63	11-2010	27,564.12
MOORE, CORDELL	O'KEEFE	08-03-2009	35.00	11-2009	48,661.92
MOORE, DIANNE MARIE	ALDRIDGE	11-02-2009	35.85	02-2010	55,756.44
MOORE, HELEN MARIE	MCCLELLAN	10-01-2010	21.35	05-2011	35,380.56
MOORE, IDA MAE	WESTCOTT	09-01-2010	30.88	06-2011	36,580.08
MOORE, JEAN MARIE	REED	01-02-2009	7.08	11-2009	7,824.84
MOORE, KATHLEEN CAREY	JENNER	07-02-2007	34.58	10-2008	58,156.56
MOORE, LARRY	PLAMONDON	07-01-2008	35.11	01-2010	59,906.76
MOORE, LEONARD BERNARD	AREA INST OFFICE	09-01-2009	36.56	02-2010	114,701.76
MOORE, PETRINA L	FERMI	07-02-2007	47.87	08-2008	52,143.48
MOORE, REGINA VALERIE	WARD LAURA	08-01-2008	34.46	01-2010	56,390.40
MORALES, CARMEN ANA	LAFAYETTE	08-03-2009	35.57	11-2009	59,415.48
MORALES, RIGARDO PUNZALAN	LEMOYNE	07-02-2007	34.50	04-2008	54,217.08
MORAN, JOHN WILLIAM	BEAUBIEN	11-01-2010	37.12	03-2011	61,019.16
MORENO, CRISTINA MARIA	SMYSER	05-01-2008	32.34	09-2009	47,464.20
MORENO, OLGA CRUZ	GREELEY	07-01-2010	20.48	11-2010	37,339.44
MORGAN, ELLA MAE	ENGLEWOOD ACH ACD	07-02-2007	34.73	08-2008	51,078.36
MORGAN-WULF, JAN	OSS CLUSTER ONE	10-01-2006	31.71	02-2011	52,220.40
MORIELLO, GARY MICHAEL	GLADSTONE	08-01-2007	35.76	07-2008	101,065.44
MORRIS, ALICE M	MARSHALL METRO H	07-02-2007	36.03	04-2008	62,460.24
MORRIS, DELORES LEE	HARPER H S	07-02-2007	36.23	11-2008	69,735.36
MORRIS-ELVERY, DONNA	ELLINGTON	07-02-2007	36.37	04-2008	53,775.48
MORRISON, EILEEN MARY	WASHINGTON H S	07-02-2007	27.57	02-2009	41,990.88
MORRISON, PEGGI ANN	BRIDGEPORT ACADEM	07-02-2007	34.60	04-2008	55,410.84
MORRISON, VIVIAN J	CW EARLY CHILDDHO	08-01-2007	34.76	01-2010	62,520.72
MORRISSEY, JOSEPH	LOGANDALE MIDDLE	11-01-2007	16.24	02-2010	22,357.08
MORTON, DORIS CARTER	LEWIS	07-02-2007	19.48	08-2008	29,049.00
MOSES, LAVERNE	CW EARLY CHILDDHO	07-02-2007	34.52	11-2008	54,905.64
MOSLEY, DOCK	NASH	07-02-2007	32.96	08-2008	52,355.28
MOSLEY, ROSE MARIE	CW SPEC SVC IN/A	08-02-2010	34.06	02-2011	78,992.40
MOSLEY-BOYD, VAUNASHA LUNICE	AREA INST OFFICE	08-03-2009	35.26	05-2011	74,459.40
MOTT, ADRIA YVETTE	CURIE METRO H S	08-01-2008	35.73	10-2009	55,720.68

MOTYKOWSKI, RONALD F.....	CW EDUC GENERAL.....	08-01-2007	35.95	05-2010	67,759.68
MOULTON, LYNN H.....	BRENNEMANN.....	12-01-2010	16.79	03-2011	25,652.88
MOULTRIE, ROBBIE LUCILLE.....	BATEMAN.....	08-01-2007	34.01	06-2008	51,505.08
MOY, ALSICE RUTH.....	CW EDUC GENERAL.....	09-01-2010	27.76	02-2011	33,702.24
MOY, ROSE.....	HAINES.....	07-02-2007	35.34	04-2008	51,970.20
MOY, SOO LON.....	HEALY.....	08-02-2010	36.09	09-2010	64,625.52
MOYA, LUIS LENIN.....	CW SPEC SVCS SUP.....	08-02-2010	31.73	05-2011	61,449.12
MOYA, ROBERTA A.....	MATHER H S.....	07-02-2007	32.24	06-2008	49,151.04
MUELLER, KAREN LYNNE.....	KELVYN PARK H S.....	07-01-2010	34.13	11-2010	57,330.72
MUENCH, JUDITH FRANCES.....	CHICAGO ACADEMY.....	08-03-2009	18.27	04-2010	35,903.16
MUHAMMAD, JAMES.....	C B YORK ALT HS.....	08-03-2009	28.40	04-2011	53,918.04
MUHAMMAD, KIMBERLY BETTINA.....	SCH & COMM RELS.....	08-01-2007	34.33	07-2008	90,324.24
MUHAMMAD, VIRGINIA NUR.....	CW SPEC SVCS SUP.....	07-01-2010	13.67	11-2010	24,539.16
MUI, DEBRA MAY.....	MORGAN PARK H S.....	07-01-2010	26.19	10-2010	45,592.08
MULARSKI, KENNETH H.....	WALTER PAYTON.....	07-01-2008	7.18	11-2009	10,228.44
MULLEN CUCIO,					
KATHERINE MARGARET.....	HALE.....	07-01-2009	34.09	11-2009	58,183.32
MULLINS, JOHN J.....	TAFT H S.....	07-02-2007	43.31	07-2008	65,934.96
MULRENIN, OPHA M.....	CW EDUC GENERAL.....	08-02-2010	8.00	06-2011	4,231.56
MUNDO, BENITO.....	GARY.....	07-01-2010	20.31	12-2010	38,486.04
MUNRO, MARY CHRISTINE.....	BURR.....	06-01-2010	11.25	06-2011	12,936.36
MURGUIA, CARMEN M.....	TALCOTT.....	07-01-2009	25.68	06-2009	26,267.28
MURPHY, BEATRICE ANNE.....	TAFT H S.....	07-01-2009	28.32	11-2009	53,062.44
MURPHY, EARNESTINE CARTER.....	BLAIR.....	07-01-2008	34.07	09-2009	59,068.56
MURPHY, RHONDA HAZEL.....	MIRELES.....	07-01-2010	34.96	12-2010	61,454.52
MURRAY, DRUSILLA.....	HYDE PARK ACAD H.....	07-01-2010	34.10	10-2010	63,019.80
MURRAY, SALLY A.....	DE PRIEST.....	09-01-2010	39.67	03-2011	58,314.72
MYERS, BARBARA.....	HIBBARD.....	07-01-2010	27.16	01-2011	51,606.60
MYERS, CYNTHIA JOY.....	SUMNER.....	07-01-2009	23.18	11-2009	39,034.32
MYLES, WILLIAM MILLER.....	SIMEON CAREER ACA.....	08-01-2007	35.40	06-2008	65,113.32
NACHMAN, JANET NEUSCHATZ.....	MANIERRE.....	07-01-2009	35.00	11-2009	62,629.80
NADDY, CANDACE THERESE.....	LAVIZZO ELEMENTAR.....	07-02-2007	33.96	11-2008	49,512.36
NAGEL, HELEN MARTHA.....	JAHN.....	07-02-2007	22.30	05-2008	34,887.72
NAGYIVAN, MAUREEN PATRICIA.....	JAHN.....	06-01-2007	38.49	09-2007	51,498.72
NAJMAN, ILENE M.....	CW LITERACY.....	07-02-2007	34.92	06-2008	57,439.80
NALLS, DAVID EVANDARD.....	SCHURZ H S.....	07-02-2007	35.19	04-2008	51,970.20
NALLS, OSCAR JAMES.....	BONTEMPS.....	07-01-2008	39.56	10-2009	58,025.04
NALLS-COBB, EARSEAN.....	SPENCER.....	07-01-2009	25.98	11-2009	40,884.72
NANOZ, MECILLA AGA.....	FIELD.....	02-02-2009	18.50	11-2009	28,101.36
NARAKAS, GARY A.....	SENN METRO ACAD.....	07-02-2007	34.05	04-2008	57,672.60
NAREA, AMY WEISS.....	CW PRN PREP & DEV.....	08-01-2007	35.00	07-2008	101,101.20

NAUGHTON, DOROTHY SUSAN	HOLMES	08-03-2009	37.13	02-2010	95,619.00
NAUMCZYK, STANISLAWA	SMYSER	07-01-2008	14.04	10-2009	24,459.84
NEAL, BERNADETTE LUCILLE	MONROE	07-02-2007	12.16	10-2010	18,086.52
NEAVES, EDWARD ROSS	MORRILL	09-01-2009	31.01	04-2010	35,932.68
NEBRIDA, JOSE MONFORT	CW SPEC SVCS SUP	07-02-2007	30.23	10-2008	59,215.20
NEDBAL, KATHERINE MARY	EDWARDS	08-01-2008	23.35	08-2010	39,743.28
NEELEY, CYNTHIA T	CURTIS	02-01-2010	40.00	10-2010	59,129.52
NEGUSSIE, VICTOR M	MORGAN PARK H S	09-01-2009	16.15	01-2010	27,753.12
NELSEN, JAMES M	MATHER H S	07-02-2007	38.98	07-2008	57,879.12
NELSON, BERYL ANN	HAUGAN	07-01-2008	28.21	09-2009	47,245.20
NELSON, DARLENE A	CW EDUC GENERAL	07-01-2009	15.90	01-2010	21,347.64
NELSON, DONNA RAE	MURPHY	08-01-2008	34.00	10-2009	98,250.00
NELSON, RITA S	MATH AND SCIENCE	08-01-2007	35.90	08-2008	81,125.16
NETTLES, LEOLA EVELYN	ESMOND	07-01-2009	34.53	11-2009	59,015.28
NEUMANN, MARYANN	LAFAYETTE	07-02-2007	38.35	04-2008	51,974.52
NEVILLE, CHERIE LEE	HUGHES C E	05-01-2008	8.94	10-2009	11,502.12
NEVILLE, SHARON J	CLISSOLD	07-01-2008	34.12	10-2009	57,111.72
NEWCHURCH, WILMA ROSE	MARSHALL MIDDLE	08-02-2010	36.06	12-2010	92,427.48
NEWELL, PATRICE VALERIA	HARLAN COMM ACAD	01-02-2008	34.15	09-2009	53,284.56
NEWKIRK, JEAN A	SCHOOL OF TECH	07-02-2007	38.57	04-2008	56,903.64
NEWMAN, BETTY	BRENTANO	07-02-2007	37.40	04-2008	57,696.60
NEWMAN, MABLE	ROQUE DE DUPREY	07-02-2007	38.01	04-2008	57,696.60
NEWMAN, MARVA ANN	BRENTANO	07-01-2008	34.39	10-2009	58,402.56
NEWSOME, GERALDINE	CW EDUC GENERAL	11-02-2009	26.77	06-2011	52,457.64
NGUYEN, PETER PLUNKETT	HAUGAN	07-02-2007	26.25	04-2008	42,285.48
NICHOLS, PATRICIA G	GWENDOLYN BROOKS	08-01-2007	34.98	10-2008	88,335.12
NIELSEN, JEAN MARIE	CW LITERACY	07-01-2009	32.60	06-2011	62,823.36
NIXON, MAE LILLIE	HUGHES/DAVIS	11-01-2010	34.75	06-2011	56,046.48
NOBLE, MAUREEN CELESTE	CW EDUC GENERAL	08-01-2007	26.83	11-2008	34,863.24
NOCHOWITZ, MARVIN LEE	HAINES	07-02-2007	39.91	05-2008	53,730.36
NOCULA, JOSEPHINE THERESA	PROSSER CAREER AC	07-02-2007	39.40	06-2008	58,621.56
NOEL, CAROL ADELE	THORP J N	06-01-2008	33.16	10-2009	53,762.40
NOONAN, MICHAEL WILLIAM	EVERETT	07-01-2009	39.84	07-2010	53,757.72
NORDMANN, NANCY O	HOWE	07-01-2008	20.37	05-2010	21,663.24
NORMAN, RICHARD S	SENN METRO ACAD	08-02-2010	18.74	01-2011	59,207.16
NORRIS, JOYCE KIMBROUGH	FIELD	02-02-2009	35.08	02-2010	52,326.00
NORRIS, PAULETTE B	CW SPEC SVC IN/A	07-02-2007	37.66	08-2008	58,850.52
NORTH-TOMCZYK, KATHLEEN MARIE	CW EDUC GENERAL	08-02-2010	38.70	01-2011	77,350.32
NORWOOD, LULA MAE	BRIGHTON PARK	07-01-2008	24.32	10-2009	38,352.60
NOVAK, NICHOLI	SCHNEIDER	03-02-2009	22.10	11-2009	24,420.36

NOWOBIELSKI, JOHN J.	ENGLEWOOD ACAD H	07-02-2007	38.15	06-2008	59,397.60
NUCCIO, MICHAEL MARY	DE DIEGO COMM ACA	11-03-2008	20.74	11-2009	35,151.60
O'BRIEN, MICHAEL J.	FORMER TEACHER	06-01-2009	18.60	05-2009	13,950.12
O'BRIEN-AUSTERN, VIRGINIA	SENN ACHIEVE ACAD	07-02-2007	32.95	07-2009	57,206.64
O'CALLAGHAN, SHEILA HELEN	HS ATTENDANCE UNIT	09-01-2009	34.05	06-2011	70,713.84
O'CONNOR, DEBORAH A.	CTPF	04-01-2010	16.74	07-2010	20,754.00
O'DONNELL, DANIEL	MONTEFIORE SPECIA	08-01-2007	21.69	05-2011	41,439.36
O'HALLERAN, PATRICIA	FARNSWORTH	07-02-2007	22.94	06-2008	36,084.12
O'KEEFE, KATHLEEN	MASON	08-01-2007	34.75	05-2011	61,169.16
O'MALLEY-DURKIN, MARGARET	DALEY ACAD	07-02-2007	34.24	01-2011	51,970.20
O'NEAL, ETHEL MAE	MADERO MIDDLE	09-01-2009	25.20	02-2010	40,722.24
O'TOOLE, JAMES	JEFFERSON N	08-01-2007	34.24	07-2010	65,882.40
OATIS, NEWSOME	CHICAGO VOCATIONAL	07-02-2007	22.70	07-2008	41,483.16
OBBERMAN, RONALD ALLEN	WELLS HS	07-01-2008	34.85	09-2009	59,397.96
OCONNOR, ELIZABETH MARIE	OWEN SCHOL ACAD	07-01-2009	34.85	01-2010	61,603.80
OCONNOR, SUSAN KATHRYN	SCHURZ H S	07-01-2009	27.28	03-2010	46,562.28
OGUNDIPE, KATHLEEN JOAN	AUSTIN COMM H S	09-01-2007	35.53	04-2008	57,160.20
OHARE, DENNIS M	EVERETT	10-01-2009	43.87	03-2010	59,546.88
OJENUS, NANCY ANN	GOETHE	06-01-2010	20.16	12-2010	32,052.24
OKEEFE, GERALDINE MARIE	BELL	07-02-2007	52.14	06-2008	57,185.16
OKEEFE, PHYLLIS ANN	DAWES	07-01-2008	18.81	11-2009	26,425.20
OKOE, GLENDA FAYE	COPERNICUS	07-02-2007	34.40	04-2008	51,505.08
OKORO, MARTIN UMACHI	CW EDUC GENERAL	07-01-2010	25.88	11-2010	49,437.72
OLAWOYE, MARGARET	GARY	08-01-2007	38.23	07-2008	73,710.24
OLECK, PATRICIA LYNN	SIMEON CAREER ACA	09-01-2006	35.19	09-2010	56,269.20
OLIVER, MOSES LOVELACE	CALHOUN NORTH	07-01-2009	17.58	01-2010	28,766.52
OLIVERI, ALBA ROSA	BATEMAN	07-01-2010	26.48	10-2010	50,551.68
OLIVI, NANCY RENEE	CLEMENTE COMM ACA	07-02-2007	36.96	04-2008	55,408.80
OLIVO, HAYDEE	CW EARLY CHILDHO	07-01-2010	25.05	10-2010	33,934.08
LOWOPOPO, DEBORAH MARIE	DE PRIEST	08-03-2009	21.83	11-2009	34,372.68
OLSEN, CHRISTINE GALE	NORTHSIDE COL PRE	10-01-2006	32.10	10-2007	48,695.64
OLSEN, RITA ANN	HIBBARD	08-02-2010	21.29	05-2011	40,795.32
OLSON, CONSTANCE ROSE	WHITE	07-02-2007	33.94	08-2008	57,180.48
OLVERA, LITA	CW EDUC GENERAL	02-01-2008	38.44	11-2009	82,708.08
OMASTIAK, BRUCE JOHN	BOGAN TECH H S	07-02-2007	37.31	07-2008	57,530.04
OMI, DANIEL SETSUO	GARVY	07-01-2009	36.61	11-2009	56,435.28
ONDYAK, ROBERT J	SIMEON CAREER ACA	07-01-2010	37.16	12-2010	64,846.44
OPRINOVICH, CELIA KATHLEEN	POE CLASSICAL	07-02-2007	33.99	04-2011	51,970.20
ORBON, JOHN ANTHONY	MONTEFIORE SPECIA	10-01-2006	34.03	05-2010	57,185.52
ORDZOWIALY, ROXANNA	NEIL	07-01-2010	37.35	01-2011	65,282.76

OREILLY, TERRENCE BOURKE.....	EMMET	08-03-2009	36.08	02-2010	89,728.44
ORELLANO, ZAIDA M.....	H B STOWE	07-01-2010	33.99	10-2010	55,528.92
ORENSTEIN, MICHAEL.....	HIBBARD	07-02-2007	42.19	05-2008	57,878.28
ORLOFF, MYRNA ROLA.....	CW EDUC GENERAL.....	08-01-2007	8.30	08-2008	4,692.72
ORTIZ, CHARLOTTE A	CW EDUC GENERAL.....	02-02-2009	12.93	01-2010	10,763.04
ORTIZ, ELENA.....	AVONDALE.....	07-02-2007	34.35	07-2008	51,471.00
ORTIZ, FRANCISCO MANUEL.....	JUAREZ COMM ACAD.....	08-03-2009	34.10	11-2009	57,775.56
ORTIZ, HECTOR.....	MIRELES	07-01-2008	34.62	10-2009	58,292.40
ORTIZ, JOSE ANTONIO.....	KELVYN PARK H S	01-04-2010	13.92	02-2011	28,262.76
OSACKY, SAUL.....	OFFICE OF AREA IN.....	08-01-2008	37.85	09-2009	67,523.04
OSBY, EDWARD OLANDER.....	SIMEON CAREER ACA.....	07-01-2010	35.31	11-2010	69,889.56
OSTMAN, ELIZABETH ANN.....	DISNEY MAGNET.....	07-02-2007	32.20	05-2008	46,766.04
OUSLEY, LEROY ROBERT.....	KIPLING	07-01-2010	32.88	12-2010	60,015.00
OWENS, CAROLYN LOVISE.....	SUB POSTAL SERVICE.....	11-01-2005	34.26	05-2010	68,176.80
OWENS, JUDITH ANN.....	JORDAN SCHOOL.....	07-02-2007	35.77	04-2008	51,970.20
OWENS, LILLIE M.....	CW EDUC GENERAL.....	07-01-2008	29.88	03-2010	43,571.52
OWENS, LINDA LEONIE.....	CW SPEC SVCS SUP.....	07-02-2007	31.51	10-2008	55,097.76
OWENS, PATRICIA W.....	LINDBLOM MTH & SCI.....	08-01-2008	37.64	10-2009	74,571.24
OWENS, SARAH.....	STEWART	09-01-2010	24.01	03-2011	38,290.32
OWENS, ZENOBIA RUTH.....	CHRISTOPHER.....	07-02-2007	24.05	05-2008	35,026.68
OZAG, LINDA KATHLEEN.....	MCCUTCHEON.....	07-02-2007	33.95	07-2008	57,696.60
PADULO, GERALD JOSEPH.....	PEREZ	09-01-2009	34.74	01-2010	56,118.60
PAGANO, EVELYN.....	NEW FIELD SCHOOL.....	07-01-2010	34.11	10-2010	58,381.92
PAGE, THELMA JOYCE.....	ROBESON H S.....	07-01-2009	34.93	11-2009	55,640.88
PAHLKE, BARBARA J.....	NASH.....	07-02-2007	35.71	06-2008	57,701.40
PAIGE, ROSETTA.....	LEE.....	10-01-2006	34.29	03-2008	51,337.08
PAISO, JULIET CATAYONG.....	ERICSON	07-01-2010	22.86	10-2010	41,686.80
PALERMO, MARK ALAN.....	SENN METRO ACAD.....	07-01-2008	33.93	10-2009	51,996.84
PALLASCH, MARY THERESE.....	HENRY	11-01-2007	16.41	09-2008	26,352.84
PALMER, DR. CARMEN L C.....	BEASLEY ACAD MAG.....	07-02-2007	35.55	05-2008	56,059.80
PALMER, JAMES W.....	GOMPERS	08-03-2009	39.36	02-2010	53,757.72
PALMER, PATRICIA ANN.....	MORRILL.....	09-06-2007	34.95	06-2008	52,832.76
PALMER DAMERON, PATRICIA ANN.....	KOZMINSKI COM ACA.....	07-01-2009	22.61	11-2009	38,554.68
PANITCH, JEANNE SUE.....	DE DIEGO COMM ACA.....	11-01-2010	26.15	06-2011	42,263.28
PANOS, CHRISTINE A.....	GARVY.....	07-01-2010	35.11	10-2010	60,936.12
PARAFINA, TERESITA VILLACARLOS.....	MORGAN PARK H S.....	07-01-2010	17.19	10-2010	30,734.64
PARAMORE, CAROLYN LOUISE.....	GAGE PARK H S.....	07-02-2007	32.27	04-2008	49,200.96
PARHAM, CYNTHIA LEE.....	CW EDUC GENERAL.....	09-01-2010	24.83	10-2010	28,511.28
PARHAM, FRANKYE CLAY.....	CHICAGO VOCATIONAL.....	07-01-2010	34.00	10-2010	62,067.00
PARKE, GAIL.....	OTIS.....	07-02-2007	44.69	06-2008	59,367.00

PARKER, JAMES	DUNBAR VOC H S	07-01-2009	35.78	07-2010	62,629.80
PARKER, JOAN CONSTANCE	ROSS	10-02-2006	28.74	06-2009	41,757.96
PARKER, MARY ALICE	O'KEEFFE	07-02-2007	27.88	05-2008	47,176.80
PARKER, YVONNE BRYANT	GARVEY	07-02-2007	34.36	05-2008	52,943.28
PARKER PATTON, CAROLE	OFFICE OF READING	08-01-2007	34.70	08-2008	73,834.08
PARKER-DIXON, WENDIE JOSEPHINE	FERNWOOD	09-01-2009	22.19	01-2010	38,614.08
PARKS, THELMA KATHLEEN	GAGE PARK H S	07-01-2010	35.28	12-2010	63,141.00
PARSONS, MARILYN M	MANLEY CAREER ACA	07-01-2010	17.38	10-2010	27,649.56
PARYLAK, BEVERLY J	FOREMAN H S	07-02-2007	37.08	06-2008	59,944.32
PASKAUSKAS, CYNTHIA ELIZABETH	WOODSON SOUTH	07-02-2007	37.86	06-2008	51,505.08
PASKO, STANLEY JOSEPH	CW SPEC SVCS SUP	07-02-2007	29.91	05-2010	58,519.08
PASNIK, SUSAN SOPHIA	JUAREZ COMM ACAD	09-04-2007	20.76	05-2008	31,283.04
PASS, GWENDOLYN	AVONDALE	10-01-2007	36.74	06-2008	54,761.16
PATE, LEDORA E	CW SPEC SVC IN/A	07-02-2007	33.83	06-2008	51,289.68
PATEL, BHANUMATI R	SPENCER	07-02-2007	31.40	05-2008	47,863.68
PATEL, YUSUF AHMED	MATHER H S	07-01-2009	31.03	11-2009	56,999.76
PATRICK, JAMES EDWARD	SCHOOL OF LEADRSH	08-01-2007	25.78	07-2008	61,329.24
PATTERSON, MARGARET P	GILLESPIE	01-04-2010	33.92	04-2010	51,982.44
PATTERSON, ROSEANN CAROL	SKINNER	07-02-2007	33.10	04-2010	56,019.48
PATTON, ANTIONETTE	MASON	08-01-2007	34.34	07-2008	88,279.08
PAUKSTA, MARY THERESE	SHEDD BR	07-01-2010	17.40	11-2010	29,778.96
PAUL, GAYLE S	RICHARDS CAR ACAD	07-01-2008	35.89	09-2009	55,931.16
PAUL-LEWIS, MARY LOU	HOPE COLLEGE PREP	07-01-2008	35.28	09-2009	58,292.40
PAULEY, NILDA	TAFT H S	07-02-2007	35.24	11-2008	60,884.64
PAWELSKI, JAMES CHRISTOPHER	CW PRN PREP & DEV	08-01-2007	36.41	07-2008	106,356.60
PAWLISZ, PETER G	CW EDUC GENERAL	06-01-2010	13.88	10-2010	20,280.00
PAYNE, CALLIE LOUISE	WHITE	08-01-2008	20.37	03-2010	33,357.48
PAYNE, CAROLE KAREN	TALCOTT	07-01-2008	37.98	10-2009	56,873.28
PAYNE, EMMERSON W	HS ATTENDANCE UNIT	05-03-2010	8.76	12-2010	21,592.80
PAYNE, THEODOSIA ALLEN	YOUNG	07-01-2008	35.00	09-2009	55,931.16
PEACOCK, EDWARD R	EL CUARTO ANO/ASSC HSE	08-01-2007	26.01	07-2007	38,951.64
PEAL, RONALD STUART	CW EDUC GENERAL	07-02-2007	5.55	07-2008	2,884.92
PEARCE, PAMELA SUZETTE	CW SPEC SVC IN/A	08-01-2007	28.63	10-2008	59,337.96
PEARSE, SUZANNE	GALLISTEL BR	12-01-2010	25.23	02-2011	40,191.84
PEARSON-JEANTY, MYRI G	C B YORK ALT HS	11-01-2006	35.51	05-2011	64,618.44
PECK, MARILYN ANN	ARMSTRONG G	07-01-2009	22.83	11-2009	37,359.36
PECORA, AMELIA P	AREA INS OFFICE 2	07-02-2007	21.56	11-2008	41,812.32
PENIX, BRENDA CAROL	CW LITERACY	07-02-2007	35.74	02-2011	58,387.92
PENMAN, SALLIE DIANNE	CW PRN PREP & DEV	08-02-2010	33.95	10-2010	89,196.36
PEPPLER, DENIS JOSEPH	WHITNEY	07-02-2007	38.29	06-2008	57,215.64

PERALES, ANAMARIA P.	CW SPEC SVCS SUP	08-01-2007	34.06	05-2010	69,823.44
PEREZ, ANTONIO	CW EDUC GENERAL	08-01-2010	22.74	12-2010	46,720.08
PEREZ, ENILDA	MADERO MIDDLE	08-01-2007	23.07	09-2008	36,990.12
PEREZ, GUADALUPE	TWAIN	10-01-2007	34.08	04-2008	52,078.44
PEREZ, HUMBERTO	SWIFT	07-01-2009	35.88	11-2009	58,439.40
PEREZ, JEAN MARIE	INFINITY	08-03-2009	22.69	01-2010	55,639.68
PERKINS, RONALD E.	HIRSCH METRO H S	07-02-2007	9.06	09-2008	12,389.16
PERRAULT, JOANNE	BELMONT-CRAGIN ECC	03-01-2010	26.42	09-2010	35,180.40
PERROTTE, RICHARD R.	CTU	08-01-2008	33.91	10-2008	87,324.12
PERRY, BEN	NICHOLSON	04-01-2009	22.13	09-2010	23,260.92
PERRY, MAXINE LOUISE	DETT	08-01-2007	34.42	07-2008	78,409.68
PERRY, MICHELLE ELAINE	MANLEY CAREER ACA	01-02-2009	32.13	01-2010	54,028.56
PERRY, OLEVIA	CW EDUC GENERAL	11-01-2009	37.71	07-2010	81,241.80
PERRY, PEGGY ANN	HYDE PARK ACAD H	07-01-2008	37.81	11-2009	58,234.56
PERRY, THERESA A	HYDE PARK ACAD H	07-02-2007	35.88	04-2008	51,970.20
PESCE, GINO	ORIOLE PARK	08-01-2007	34.96	07-2008	85,959.96
PETERSON, LYNN MARIE	CVS ACHIEVE ACAD	11-01-2010	34.26	02-2011	59,052.36
PETERSON, PRUDENCE JO	WARD LAURA	09-04-2007	35.66	08-2008	52,327.68
PETRY, CAROLYN	WASHINGTON H S	07-02-2007	34.56	04-2008	51,505.08
PFENDLER, KAREN JOYCE	CW EDUC GENERAL	07-01-2009	14.04	08-2010	23,910.24
PHELPS, VICTORIA ELIZABETH	LIBBY	07-01-2009	23.90	02-2010	37,188.96
PHILLIPS, ALICE	CICS - RALPH ELLISON	09-01-2010	29.65	04-2011	74,969.16
PHILLIPS, JACQUELINE IRENE	CW SPEC SVC IN/A	08-01-2007	26.43	07-2008	52,414.80
PHILLIPS, SUSAN LOUISE	NEIL	07-01-2010	34.79	12-2010	61,448.88
PHILLIPS-ROSEMOND, KAREN ELIZABETH	BOUCHET ACADEMY	02-01-2008	21.09	06-2009	26,194.44
PHOTOPULOS, ROULA THALIA	DEVER	07-01-2009	35.69	11-2009	59,783.76
PICKETT, PAMELA JOYCE	WILLIAMS MULTIPLE	07-02-2007	35.08	06-2008	55,313.52
PIERCE, DIANNE BEATRICE	CW EDUC GENERAL	08-02-2010	28.21	12-2010	40,976.64
PIERCE, MADONNA DUNNE	PEIRCE BRANCH	08-01-2008	22.25	11-2009	38,820.60
PIERSON HARRISON, CAROLYN FRANN	OWENS COMM ACAD	09-01-2010	30.87	11-2010	46,614.60
PIERZCHALSKI, LINDA ANNE	AREA INS OFFICE 1	08-01-2007	38.84	07-2008	107,690.04
PIGEE, AMPHOUS L.	KELLMAN CORP COMM	06-01-2007	32.11	11-2008	47,954.04
PIKE, PATRICIA E	MCDADE CLASSICAL	07-02-2007	34.38	06-2008	54,212.64
PILCHER, JOY E	ROSS	08-02-2010	40.88	09-2010	105,747.60
PIME, JERROLD STEPHEN	FENGER ACAD H S	07-01-2009	21.16	11-2010	35,904.84
PISSIOS, SPIROS	NORTHSIDE CENTER	07-02-2007	39.02	03-2011	61,441.80
PITCHER, BETTY BARTLEY	BYRNE	07-02-2007	34.76	04-2008	54,261.00
PITTARD, BETTY J.	SUB TEACHER POSTAL	07-02-2007	11.86	02-2009	15,565.32
PITTMAN, DONALD R.	HS DEVELOPMENT	08-01-2007	35.72	09-2008	113,638.92
PITTMAN, VICKI	CW SPEC SVCS SUP	08-02-2010	30.95	09-2010	64,730.40

PITTS, LAURETTA	DYETT HIGH SCHOOL	03-03-2008	22.48	07-2010	35,398.20
PIXLER, PENNY LYNNE	CW EDUC GENERAL	08-02-2010	9.76	04-2011	6,641.52
PLETSCH, ROY JAMES	NIGHTINGALE	02-01-2010	35.01	10-2010	108,133.44
POELINITZ, JOSEPHINE	LANG & CULTURAL E	10-01-2006	33.25	12-2009	67,176.60
POHREBHNY, BARBARA	TECHNOLOGY SVCS	08-01-2007	33.98	01-2008	69,604.44
POINEAU, JOHN W	PHILLIPS ACAD	10-01-2010	42.31	05-2011	90,538.80
POLASEK, STEPHEN ROBERT	KENNEDY H S	07-02-2007	35.99	07-2008	55,585.20
POLK, MARY R	ATTUCKS	07-02-2007	37.69	07-2008	51,974.52
POLLACK, LLOYD J	CW EDUC GENERAL	07-02-2007	37.00	07-2008	63,612.24
POLLARD, DARLENE	CARNEGIE	08-03-2009	37.23	01-2010	102,936.48
POLLETT, MARY ANN	MONTEFIORE SPECIA	08-02-2010	39.96	01-2011	113,079.48
POLLOCK, MARY A	RYERSON	08-01-2008	37.78	10-2009	54,319.32
POLLS, JILL LAWRENCE	MELODY	07-02-2007	34.78	08-2009	57,439.80
POLZIN, JOHN PAUL	CURIE METRO H S	07-02-2007	35.31	08-2008	68,455.92
POMP, JANICE SUE	OWENS COMM ACAD	07-02-2007	34.08	06-2008	51,970.20
PONCE, THOMAS N	NOBEL	04-01-2008	20.60	11-2009	21,119.28
PONCE DE LEON, KATHERINE ANITA	GOUDY	07-01-2009	25.09	11-2009	43,622.88
POOL, ELEANOR FAYE	CW EDUC GENERAL	08-02-2010	28.59	11-2010	52,016.16
POPISH, BARBARA JEAN	NIGHTINGALE	08-01-2007	37.62	07-2008	79,752.84
PORCH, PAMELA BATES	CALDWELL	07-01-2008	33.96	09-2009	53,096.64
PORN, DALE RUSSELL	JOHNS ACADEMY	09-04-2007	37.53	06-2009	51,970.20
PORTENLANGER, JOHN PETER	CHICAGO AGR H S	07-01-2009	34.31	11-2009	59,340.00
PORTER, DEBRA G	WOODSON SOUTH	07-02-2007	34.20	05-2008	53,779.92
PORTER, FRANCES L	BOUCHET ACADEMY	12-03-2007	12.26	11-2007	15,894.12
PORTER, HEDDIE J	COLLINS H S	07-02-2007	34.52	04-2008	52,137.96
PORTER, J YVONNE	CARTER	07-02-2007	33.85	08-2008	51,145.20
PORTER, LINDA C	CTU	08-02-2010	30.96	04-2011	95,766.12
PORTIS, MAXINE	HAYT	07-01-2010	32.53	10-2010	55,593.12
PORTWOOD, LAVERNE C	BEST HIGH SCHOOL	09-01-2010	10.11	01-2011	18,332.64
POSEY, ELVA JOHNSON	CW SPEC ALT SCHL	10-02-2006	44.24	05-2010	63,265.44
POST, ELISE H	HOPE COLLEGE PREP	07-02-2007	10.15	07-2008	15,755.76
POTTS, JOYCE LYNN	DRAKE	12-01-2008	22.74	02-2010	26,574.12
POULOS, THOMAS J	VON HUMBOLDT	06-02-2008	34.08	08-2009	71,523.48
POWELL, BARBARA J	CW EDUC GENERAL	10-01-2009	13.19	03-2010	12,693.24
POWELL, FRED LEWIS	CW EDUC GENERAL	12-01-2009	28.37	07-2010	47,831.16
POWELL, FREDDIE J	NETTELHORST	07-01-2007	37.86	01-2011	53,779.92
POWELL, PATRICIA A	PARKER COMM ACAD	07-02-2007	34.16	04-2008	55,410.72
POWERS, DEBRA LYNN	BOUCHET ACADEMY	07-02-2007	33.94	06-2008	53,563.92
POWERS, PAULA L	WENTWORTH	08-02-2010	35.89	11-2010	96,050.04
POZO, GUIDO	CW EDUC GENERAL	08-01-2007	15.75	07-2009	9,537.36

PRECIADO, WILMA	CW EDUC GENERAL	09-01-2007	8.60	08-2008	9,480.12
PREKEZES, FREDERIKA	DISNEY MAGNET	07-02-2007	33.95	04-2008	57,696.60
PRESTON, FELICIA G	KENWOOD ACAD H S	08-01-2008	29.53	02-2010	51,521.76
PRESTON, JUSTINE FAYE	COOK	08-02-2010	34.05	05-2011	58,411.56
PRESTON, OTHERINE	EBERHART	07-01-2007	18.20	10-2008	27,483.24
PRESTON, RHENETTE					
ANALEDA MATTHEWS	OROZCO ACADEMY	07-01-2009	30.89	11-2009	56,050.92
PRICE, BETHENIA DENICE	DALEY ACAD	07-01-2008	36.57	10-2009	53,569.68
PRICE, BETTY ANN	RYERSON	07-01-2008	34.57	10-2009	58,292.40
PRICE, BETTYE R	CW EDUC GENERAL	07-01-2009	38.00	02-2010	65,976.96
PRICE, CAROLYN JEAN	BLAINE	11-01-2006	33.95	07-2008	49,975.32
PRICE, M D	C B YORK ALT HS	10-01-2006	34.89	05-2010	64,330.68
PRICE, MARGO R	CW EDUC GENERAL	10-01-2010	21.63	05-2011	9,529.92
PRINCE, CONSTANCE ANNE	KENWOOD ACAD H S	07-02-2007	33.91	06-2008	55,577.64
PRINCE, LAURA LARRY	CW EDUC GENERAL	08-01-2008	41.78	09-2010	58,341.24
PRINGLE, GRETA COOPER	WARD LAURA	07-02-2007	20.69	05-2008	31,543.56
PROCKOVIC, BROOKE MARIA	JENNER	07-02-2007	35.74	05-2008	51,923.76
PROSANSKY, JEFFREY	FALCONER	07-02-2007	35.75	05-2008	55,406.28
PROSISE, ELLYN JANE	LAKE VIEW H S	08-03-2009	38.06	11-2009	84,012.00
PRUITT, CAROLYN	TALCOTT	07-02-2007	35.01	04-2008	57,696.60
PUCCI, FRANK FILIO	HYDE PARK ACAD H	07-01-2009	35.27	11-2009	58,843.32
PUCKELWARTZ, ROSEMARY	LYON	10-01-2007	34.74	05-2008	54,643.56
PUERTAS, AMY	NORTH-GRAND H.S.	12-01-2008	17.79	02-2010	23,732.52
PUGH, EULEAN	COLLINS H S	07-02-2007	29.13	06-2008	53,089.20
PURDY, CHERYL CECILIA	HOLDEN	07-01-2009	34.56	11-2009	56,118.60
PURVIS, TERESA	LAWRENCE	07-02-2007	33.03	04-2008	55,397.28
PYDO, JEAN LOUISE	NORTHSIDE CENTER	07-01-2010	36.70	04-2011	64,766.52
QUADRI, SHAFIA	CW EDUC GENERAL	02-01-2010	7.35	06-2011	3,894.36
QUAID, CHRISTINE ANNETTE	AMUNDSEN H S	07-02-2007	35.02	07-2008	51,970.20
QUANE, JOHN LEO	FED FUND TITLE PR	08-02-2010	36.52	10-2010	88,152.36
QUELLE, MARY A	NIGHTINGALE	03-01-2009	28.43	04-2009	36,127.20
QUINLAN, EILISH	MARQUETTE, JAMES	07-02-2007	34.69	04-2008	56,551.68
QUINN, KEVIN ARTHUR	JEFFERSON N	08-01-2007	41.25	07-2008	68,103.12
QUINN, MARILYN JULIA	BURROUGHS	07-02-2007	31.67	05-2010	53,124.72
QUINN, PATRICIA GAVIN	THORP O A ACAD	09-01-2009	38.61	03-2010	53,686.80
QUINN, ROBIN THERESE	STEINMETZ A C	06-01-2007	26.20	01-2008	39,277.80
QUIRK, CAROLYN LUELLA	LANE TECH H S	07-02-2007	25.53	05-2008	40,599.00
RABUN, FREDERICK L	BASS	09-02-2008	17.19	10-2009	25,851.84
RADER, JUDITH A	DE LA CRUZ	09-02-2008	13.20	11-2008	11,171.52
RAFFANTI, AUDREY MARTHA	REINBERG	07-01-2009	35.47	11-2009	62,629.80
RAGEN, WILLIAM J	HANCOCK H S	07-01-2009	7.38	02-2010	8,422.32

RAGO, JUDITH CAROLINE	MURPHY	07-01-2010	25.17	12-2010	42,742.20
RAINEY, ANN J.	DOUGLASS ACADEMY	11-01-2007	33.19	08-2008	51,441.60
RAJKOWSKI, LYNNE C.	HEDGES	07-01-2007	31.70	04-2008	50,098.68
RAKE JR, THEODORE J.	TILDEN H S	10-02-2006	41.36	04-2008	54,428.04
RAMOS, CHRISTINE CARROLL	MURPHY	07-02-2007	33.13	05-2008	53,191.44
RAMOS, MONSERRATE	MIRELES	07-02-2007	17.53	10-2008	26,057.88
RAMSEY, JOANN BROWN	WEST PARK ACADEMY	08-02-2010	23.43	09-2010	38,463.96
RANDALL, KATHIE L.	DE PRIEST	10-01-2008	33.97	10-2009	51,497.16
RANDOLPH, LINDA DIANE	CARVER PRIMARY	08-01-2007	35.13	07-2008	108,687.24
RANDOLPH, SHARON	CHICAGO VOCATIONAL	09-01-2010	23.75	06-2011	40,680.72
RANGEL, TENNESSEE JUAREZ	THORP O A ACAD	07-02-2007	35.06	07-2008	57,696.60
RANSOM, JANICE J.	CW EDUC GENERAL	12-01-2009	34.20	03-2010	68,848.68
RAPP, JOANN M.	CW SPEC SVC IN/A	07-02-2007	27.09	06-2008	43,161.12
RATAJ, NANCY ELLEN	BYRNE	07-02-2007	34.86	04-2008	58,157.64
RATKOVICH, MARY-ELLEN	HEALY	02-01-2010	24.03	09-2010	73,306.20
RATLIFF, RITA ANNETTE	REED	10-01-2010	28.84	05-2011	48,848.52
RAY, CAROLYN THERESA	LANE TECH H S	07-01-2010	14.27	11-2010	24,649.68
RAY RADFORD, ELAINE GENNANA	BEASLEY CPC	07-01-2009	33.94	12-2009	62,671.56
RAYMER, LARRY L	JEFFERSON N	08-01-2007	24.85	05-2010	44,646.96
RAYMOND, WANDA P	KELLY H S	07-01-2008	34.41	10-2009	54,902.16
REASON, DIANNE SHARON	METCALFE COMM ACA	07-02-2007	34.52	05-2008	54,910.44
REAVES, JOE DOUGLAS	BRADWELL	11-02-2009	39.15	03-2010	53,516.76
REAVES, MICHELE LUCIENNE	HENDRICKS COMM AC	05-03-2010	23.53	05-2011	40,875.60
RECZEK, PATRICIA ANN	FALCONER	07-02-2007	38.94	06-2008	57,878.28
REDDIN, OTIS	GWENDOLYN BROOKS	07-01-2010	36.13	11-2010	58,878.72
REED, DEBRA ANN	KENWOOD ACAD H S	07-01-2010	37.55	11-2010	62,141.28
REED, DONNA LYNN	CHICAGO VOCATIONAL	07-01-2010	35.09	01-2011	65,282.88
REED, MARGARET DIANE	PARKER COMM ACAD	07-01-2008	34.04	09-2009	58,509.84
REED, MONICA BROWN	CW EDUC GENERAL	01-03-2011	26.15	06-2011	44,250.12
REED, NORMA C	LANE TECH H S	07-02-2007	51.19	06-2008	57,696.60
REED, SANDRA MYRIA	JONES COLL PREP H	07-02-2007	34.61	04-2008	51,970.20
REED, SUSIE MAE	SHIELDS	04-01-2009	21.24	12-2009	34,890.96
REESE, HARRIET	WILLIAMS PREP SCHOOL	08-01-2007	35.89	07-2009	59,899.92
REEVES, JOANN M	JOHNSON	07-02-2007	35.78	04-2008	54,395.40
REILEY, ANNE BRENNAN	FIELD	03-01-2011	20.31	04-2011	37,172.16
REILLY, JOAN	OSS CLUSTER TWO	10-01-2006	31.76	06-2010	60,432.60
REILLY, MARY P	JAMIESON	07-01-2010	52.06	12-2010	64,030.08
REISMAN, BONITA H	NOBEL	07-02-2007	32.75	09-2008	47,564.88
REITMEIER, ROBERT JOHN	COOK	07-01-2009	17.43	12-2009	31,009.44
REMBERT, ANNA MARIE	FARADAY	05-01-2008	20.05	10-2009	31,363.44

RENDAK, MARTHA ANN	GRAY	08-01-2007	23.80	09-2008	36,568.80
RENTERIA, SYLVIA KAY	LANE TECH H S	07-01-2009	28.63	12-2009	43,821.84
RETTKER, GLORIA LYNN	HALE	07-02-2007	36.54	07-2008	51,970.20
REYES, CARMEN E.	MURRAY LANG ACAD	07-01-2010	42.66	10-2010	60,800.40
REYES, MARCEY G.	SEWARD	08-02-2010	36.72	01-2011	123,024.60
REYES, MARIA JULIA	LOCKE	07-01-2009	34.51	08-2010	55,809.36
REYES, REYNES	CW PRN PREP & DEV	08-01-2007	34.28	09-2008	105,656.28
REYNOLDS, EDDIE HILLIARD	CW EDUC GENERAL	07-01-2009	34.70	12-2009	60,091.08
REYNOLDS, RONALD	HINTON	07-01-2007	34.21	04-2008	54,169.80
RHODEN, MYRTLE G.	MOZART	03-01-2010	14.33	05-2010	23,803.44
RHODES WOOTEN, VERA	CW EDUC GENERAL	02-01-2010	33.86	03-2010	60,195.00
RICE, CAROLYN	POPE	11-01-2007	33.66	09-2008	71,705.88
RICE, GUDRUN L.	EVERETT	07-01-2009	51.81	12-2009	61,862.28
RICE, PAMELA J.	STEVENSON	08-01-2008	36.82	10-2009	97,255.08
RICH, ROBERT LEE	CW EDUC GENERAL	10-01-2008	23.60	10-2009	29,741.52
RICHARD, JAMES JOSEPH	MATHER H S	07-01-2008	35.63	11-2009	53,569.68
RICHARDS, GERALDINE DICKERSON	FARADAY	07-02-2007	36.66	06-2008	54,915.00
RICHARDS, YVONNE DORIS	FISKE	07-02-2007	17.27	04-2008	28,616.28
RICHARDSON, ANNIE W	MORGAN PARK H S	07-02-2007	42.22	07-2008	56,729.76
RICHARDSON, BARBARA FRANCES	BONTEMPS	08-01-2007	17.53	11-2010	26,716.08
RICHARDSON, CHARLES PHILLIP	HAUGAN	07-01-2010	37.34	10-2010	58,381.92
RICHARDSON, JANICE IBO	HARPER H S	10-01-2006	30.30	06-2010	53,800.08
RICHARDSON, OLEEVEIA ADAMS	HS ATTENDANCE UNIT	07-02-2007	37.95	08-2008	54,949.20
RICHARDSON, RICHARD K.	CW EDUC GENERAL	10-01-2009	31.11	02-2010	99,738.72
RICHARDSON, YVONNE	HENDERSON	07-02-2007	33.13	08-2008	48,109.44
RICO, DAVID	AMUNDSEN H S	10-01-2006	35.80	03-2010	50,005.20
RIDLEY, MARY RANDALL	NETTELHORST	07-02-2007	34.64	04-2008	57,701.28
RILEY, CARMEN	LITTLE VILLAGE	04-01-2010	24.81	10-2010	39,713.64
RILEY, DONNA	ELLINGTON	07-02-2007	34.54	11-2008	54,431.88
RILEY, JOANN	PARKER CPC	07-01-2010	36.98	01-2011	61,325.52
RILEY, KATHY ALICE PAGE	MIRELES	07-01-2008	34.89	09-2009	55,931.16
RILEY, KATRINIA ANN	HARLAN COMM ACAD	08-03-2009	34.99	01-2010	87,315.72
RILEY, TERESA ANN	COOK	08-03-2009	34.03	01-2010	57,154.80
RIMMER, MARY LOUISE	HENSON	08-01-2008	30.10	02-2010	45,176.52
RINALDI JOVET, ELSITA	VON HUMBOLDT	07-01-2010	35.07	06-2011	64,766.52
RIVERA, ELIHU	MCAULIFFE	07-01-2010	35.92	12-2010	65,242.68
RIVERA, FAUSTO RAFAEL	WATERS	07-02-2007	25.18	08-2008	41,590.20
RIVERA, IVETTE	CAMERON	07-01-2010	34.37	10-2010	62,212.92
RIVERA, MARIA CRISTOBALINA	COOPER	08-03-2009	32.89	02-2010	53,944.68
RIVERA, NILDA N	CW SPEC SVCS SUP	08-02-2010	16.17	04-2011	26,445.12

RIVERA, PATRICIA CAROLYN	GRANTS MGMT & ADMIN	08-02-2010	32.33	10-2010	78,746.64
RIZIK, GERALDINE MARIE	TAFT H S	08-01-2007	44.98	07-2008	86,436.72
RIZNYK, JOHANNA	TALCOTT	08-02-2010	34.11	09-2010	58,563.96
RIZZUTO, REGINA M	LYON	07-02-2007	42.92	07-2008	51,471.00
ROAN, ROBERT FRANKLIN	SCHOOL OF LEADRSH	08-01-2007	22.23	11-2008	34,798.80
ROBERSON, DEIDRA GENELLE	CW SPEC SVCS SUP	08-01-2008	33.88	03-2010	74,274.48
ROBERTS, CAROLYN HANSON	KENWOOD ACAD H S	10-01-2007	40.63	11-2008	65,680.08
ROBERTS, JOHN JOSEPH	METCALFE COMM ACA	09-01-2009	29.26	09-2010	32,287.80
ROBERTS, JULIA MAE	BRENTANO	08-01-2008	35.26	10-2009	71,855.76
ROBINSON, ANN MARIE	CORLISS H S	07-01-2010	34.64	10-2010	64,730.76
ROBINSON, EDWARD JAMES	DE LA CRUZ	06-02-2008	20.13	11-2009	30,662.88
ROBINSON, ELEANOR LILLIAN	HERBERT	09-04-2007	19.78	08-2008	32,844.12
ROBINSON, FRANK	CW EDUC GENERAL	09-01-2009	12.53	03-2010	7,465.92
ROBINSON, HELEN LAVERNE	HUBBARD H S	07-01-2010	33.90	12-2010	77,362.56
ROBINSON, JANE CAROLYN	SHOESMITH	07-02-2007	25.71	07-2008	41,230.44
ROBINSON, JELNOR CASANDRA	DUBOIS	08-03-2009	38.68	12-2009	58,192.08
ROBINSON, JOHN RUSSELL	SENN METRO ACAD	07-02-2007	23.53	04-2008	38,679.24
ROBINSON, MARY E	GILLESPIE	07-01-2008	38.58	09-2009	53,569.68
ROBINSON, MARY EVELYN	SULLIVAN SPECIALT	08-02-2010	33.97	09-2010	56,255.88
ROBINSON, RACHEL S	MELODY	07-01-2010	41.44	01-2011	62,212.92
ROBINSON, RENAE DEAN	MANN	02-01-2011	34.39	06-2011	57,975.00
ROBINSON, SHERIAN DENICE	CW FINANCE GENL	10-01-2009	20.60	07-2010	31,676.40
ROCHE, MICHAEL PATRICK	CW SPEC SVCS SUP	07-01-2010	31.63	10-2010	58,862.28
ROCKLIN, JACK W	CLEVELAND	08-01-2007	41.46	07-2008	102,556.32
ROCUANT, ANILDA	CHOPIN	10-01-2009	23.54	02-2010	36,756.84
RODGERS, AMIRITA BLACK	PARK MANOR	08-02-2010	34.46	11-2010	104,901.72
RODGERS, EUGENE	CW EDUC GENERAL	06-01-2010	9.26	10-2010	12,055.20
RODGERS, MARY LOUISE	CW EDUC GENERAL	11-01-2010	30.31	03-2011	98,152.20
RODRIGUEZ, ADA ELBA	AVONDALE	02-01-2011	23.81	05-2011	32,945.16
RODRIGUEZ, CARMEN MARIA	NORTHWEST MIDDLE	04-01-2010	23.30	12-2010	39,932.52
RODRIGUEZ, CONCEPCION MEDINA	HAMMOND	08-01-2008	30.36	10-2009	47,669.88
RODRIGUEZ, ELBA IRIS	CASALS PABLO	12-03-2007	31.68	04-2010	46,121.88
RODRIGUEZ, EUGENE MARK	HIRSCH METRO H S	07-02-2007	40.83	07-2008	54,915.00
RODRIGUEZ, JOSE M	CW EDUC GENERAL	11-02-2009	32.64	02-2010	51,124.56
RODRIGUEZ, JOSEPH L	LASALLE LANG ACAD	07-02-2007	33.98	04-2008	51,970.20
RODRIGUEZ, NORMA	OFFICE OF AREA IN	08-03-2009	33.96	11-2010	111,840.00
RODRIGUEZ, SYLVIA A	DAVIS	08-01-2007	32.63	10-2008	103,204.44
RODRIGUEZ-VERA, NELSA	YATES	07-02-2007	33.05	05-2008	47,996.52
ROG, JOAN LORRAINE	VOLTA	08-02-2010	35.30	05-2011	83,883.48
ROGAWSKI, MARILYN VIRGINIA	HYDE PARK ACAD H	07-02-2007	31.24	06-2008	53,447.88

ROGERS, MELVIN D.	AUSTIN COMM H S	07-02-2007	39.57	07-2008	53,629.44
ROGERS, ROBERT LEE	CW EDUC GENERAL	05-01-2009	21.45	03-2010	18,189.60
ROGERS, VERLETTA MARIE	PEIRCE	08-02-2010	41.73	05-2011	81,041.64
ROHAN, DIANE MARIANNE	CW SPEC SVC IN/A	12-01-2010	34.90	03-2011	92,788.44
ROHAN, MARY ELLEN	SONGHAI	07-02-2007	34.05	04-2008	57,696.60
ROHAN, PATRICK EDWARD	KELLY H S	08-01-2007	36.26	07-2008	79,620.24
ROJAS, ANIBAL	SCHURZ H S	07-02-2007	34.36	04-2008	54,265.56
ROJAS, DOLORES	NOBEL	08-03-2009	20.10	03-2010	28,078.68
ROLLING, EUGENIA	S MICHAEL	07-02-2007	34.89	04-2008	54,261.00
ROLOWICZ, CAROL ANN	MARSHALL METRO H	07-01-2010	33.75	02-2011	58,894.68
ROMANSKI, SUSAN DOROTHY	SCHNEIDER	07-01-2009	23.33	12-2009	38,127.24
RONAN, PATRICIA MARIE	CLISSOLD	07-02-2007	25.94	04-2008	43,863.96
RONCHETTI, DANIEL JOSEPH	SCHILLER	08-01-2007	22.31	04-2010	34,775.28
RONE, FRANK HERBERT	C B YORK ALT HS	01-02-2007	32.20	09-2010	60,740.40
ROOKS, SHANNETTE EUGENIE	BURNSIDE ACAD	07-01-2008	21.09	01-2010	35,325.48
ROOKS-DOTSON, KAREN PATRICE	CW EDUC GENERAL	08-01-2008	33.04	02-2010	82,860.84
ROSA, ANITA B.	CAMERON	07-01-2010	18.14	11-2010	33,031.56
ROSA, EVELYN ANTONIA	JUAREZ COMM ACAD	10-01-2010	34.15	04-2011	60,975.24
ROSA, PEDRO LEONARDO	CURIE METRO H S	07-01-2008	27.81	11-2009	48,463.20
ROSALES, JANICE M	AREA INST OFFICE	08-01-2007	33.97	07-2009	107,766.84
ROSAS, MARIA HELENA	ZAPATA ACADEMY	07-01-2009	38.12	12-2009	56,435.28
ROSE, MARY JUANITA	CW EDUC GENERAL	10-01-2008	25.91	01-2010	39,465.96
ROSE, PAULA M.	WENTWORTH	11-01-2007	33.95	10-2009	54,553.32
ROSENBERG, AUDREY J	LAFAYETTE	07-02-2007	34.70	04-2008	51,950.52
ROSENBERG, ELAINE ROBERTA	ELLINGTON	11-02-2009	21.10	05-2010	37,052.88
ROSENBERG, MARLENE M.	CW LITERACY	07-02-2007	38.59	06-2008	59,003.16
ROSENBERG, SAMMY NAN	HARVARD	07-02-2007	33.37	04-2008	50,419.20
ROSENFELD, DIANE LEE	BURROUGHS	07-02-2007	26.43	11-2008	44,336.40
ROSENFELD, EDDIE MARSHALL	JACKSON ACAD	07-02-2007	34.86	08-2008	51,923.76
ROSKIN, SHERI LEE	SENN METRO ACAD	08-02-2010	15.90	11-2010	26,080.08
ROSS, KATIE SLAUGHTER	WARD LAURA	10-01-2006	30.74	10-2007	43,564.80
ROSS, PAMELA ANN	CW SPEC SVCS SUP	08-01-2007	34.55	07-2008	70,082.16
ROSS, RITA ANNE	NEWBERRY MAGNET	07-02-2007	34.21	04-2008	57,694.32
ROSS, SHIRLEY ELSIE	CW SPEC SVC IN/A	07-01-2009	35.00	01-2010	65,808.72
ROSTON, VICKI	CANTY	07-01-2008	23.93	09-2009	40,080.12
ROTH, GLORIA SHARON	NEW FIELD SCHOOL	08-03-2009	33.99	04-2010	76,157.52
ROTH, LORRAINE KIM	SCHURZ H S	06-01-2007	30.39	08-2008	43,462.68
ROTHMAN, JOYCE	NEW FIELD SCHOOL	07-01-2009	38.00	12-2009	56,319.00
ROTTMAN, JAMES FRANCIS	GOETHE	07-02-2007	20.16	09-2008	31,802.40
ROUNDY, HAZEL L.	PADEREWSKI	07-01-2008	34.79	01-2010	57,111.72

ROUSE, ELIZABETH REICH.....	HIBBARD.....	07-01-2008	25.95	09-2009	40,773.24
ROUSTAN, ESTELA M.....	DISNEY MAGNET.....	07-02-2007	34.12	05-2008	54,968.16
ROWLAS, ANDREW D.....	STEWART.....	06-01-2009	10.70	01-2010	20,397.60
ROZA-CIECIEL, JESSICA REA.....	CARSON.....	07-01-2009	20.11	12-2009	35,772.96
ROZIER, ANITA ELAINE.....	ESMOND.....	06-02-2008	20.55	10-2009	29,284.44
RUBENSTEIN, BARBARA ARLENE.....	DIRKSEN.....	07-01-2009	30.53	10-2010	50,147.04
RUBIC, CYNTHIA EMILY.....	HITCH.....	07-02-2007	31.88	07-2008	48,547.08
RUCKER, DORIS.....	MILTON BRUNSON.....	07-02-2007	36.21	06-2008	65,590.80
RUDY, DENIECE ALICIA.....	BOUCHET ACADEMY.....	07-01-2010	34.66	01-2011	62,057.28
RUFF, ELIZABETH.....	ROBESON H S.....	03-02-2009	21.70	12-2009	36,197.40
RUIZ, NANCY J.....	CW-ACAD ENHANCE.....	08-01-2007	33.95	07-2008	59,535.96
RUSH, JUDY M.....	CURTIS.....	07-02-2007	40.85	05-2008	56,426.64
RUSSELL, ANN STANDISH.....	CW SPEC SVCS SUP.....	08-03-2009	20.05	12-2009	32,688.24
RUSSELL, MARY DELLA.....	TANNER.....	07-02-2007	21.36	04-2008	33,692.64
RUSSELL, NEDRA HAZEL.....	SHOOP.....	07-01-2009	34.06	12-2009	58,192.08
RUSSELL, ZERRIE ANITA.....	AUSTIN COMM H S.....	07-01-2007	22.09	04-2010	39,863.28
RYAN, GAYLE MAE.....	GRAHAM TRAINING C.....	07-02-2007	33.78	04-2008	57,161.88
RYAN, JANE F.....	CW SPEC SVC IN/A.....	08-01-2007	34.31	07-2008	69,742.20
RYAN, NANCY JEAN.....	DISNEY MAGNET.....	07-01-2010	19.70	05-2011	34,943.64
RYAN, PATRICIA A.....	LAFAYETTE.....	07-02-2007	35.13	04-2008	55,406.28
RYDEN, ARTHUR EDWARD.....	DARWIN.....	07-01-2010	34.52	01-2011	64,027.08
RYZA, BETH SHIRLEY.....	EMMET.....	12-01-2009	13.58	06-2010	20,168.28
RZECHULA, LOUISE OLUND.....	AREA INST OFFICE.....	10-01-2006	33.95	07-2007	91,250.16
SABHARWAL, SUDARSHAN.....	CW SPEC SVCS SUP.....	07-02-2007	20.34	06-2008	32,379.60
SACHAY, CAROLE ANN S.....	CLINTON.....	07-02-2007	33.95	05-2008	54,210.84
SACHS-NYGARD, JEAN.....	SHERIDAN MAGNET.....	08-01-2007	35.07	11-2008	80,977.20
SAFFA, MARY JOAN.....	VON HUMBOLDT.....	07-01-2010	35.23	11-2010	61,454.52
SAIEVA, CHARLES J.....	FOREMAN H S.....	07-02-2007	40.56	04-2008	51,974.52
SAKAI-FURUTA, DIANE ROBERTA.....	NEWBERRY MAGNET.....	07-01-2009	34.16	01-2010	58,192.08
SALAS, BARBARA JEAN.....	GALLISTEL LANG AC.....	08-02-2010	20.72	10-2010	33,840.96
SALAZAR, CELINA.....	BRENTANO.....	10-02-2006	28.22	07-2010	43,401.00
SALDANA, HERMENEGILDO.....	CW EDUC GENERAL.....	12-01-2010	14.45	04-2011	13,862.76
SALINAS, SYLVIA OTILIA.....	LOZANO BILINGUAL.....	07-02-2007	21.77	11-2008	34,339.20
SALK, MARLENE L.....	AMUNDSEN H S.....	07-02-2007	41.88	05-2008	53,917.08
SALMOND, DORTHA JEAN.....	SANDOVAL SCHOOL.....	08-01-2007	34.51	11-2008	53,547.36
SALTER, PEGGY ANN.....	CW EDUC GENERAL.....	08-02-2010	37.29	08-2010	84,950.76
SALVATO, WILLIAM GEORGE.....	RAY.....	07-01-2009	30.24	12-2009	50,056.20
SAMUELS, DEBORAH.....	FERNWOOD.....	04-01-2008	39.57	09-2009	50,096.64
SANCHEZ, RAFAEL.....	KELLY H S.....	08-01-2008	20.05	03-2010	46,828.92
SANCHEZ-SCHLACHTER, RUTH BERTHA.....	DISNEY MAGNET.....	10-01-2009	19.02	02-2010	29,948.04

SANDER, BETTY ANN	BURBANK	07-01-2009	32.13	12-2009	52,499.04
SANDERS, CAROLE ANN	NORWOOD PARK	07-02-2007	13.78	04-2008	20,795.04
SANDERS, CONSTANCE MARIE	STEINMETZ A C	07-01-2009	41.16	03-2010	58,118.16
SANDERS, DOROTHY KAYE	CHGO MILITARY ACA	07-01-2009	24.16	12-2009	38,095.08
SANDERS, JACQUELINE MARIE	CW EDUC GENERAL	12-01-2010	20.77	03-2011	34,014.12
SANDERS, PATRICIA A	YOUNG MAGNET H S	08-02-2010	34.39	09-2010	62,246.16
SANDERS, WILLIE REAN	LINDBLOM CPHS	08-01-2007	33.95	11-2008	93,086.04
SANFORD, LINDA SMITH	O'TOOLE	07-02-2007	36.60	04-2008	51,970.20
SANTOS, DIANA JEAN	KINZIE SCHOOL	07-01-2010	41.78	12-2010	65,242.68
SARACCO, MARIA IMMACULATA	HAUGAN	07-01-2009	22.03	04-2010	39,433.56
SATHISSARAT, NINNART	JUAREZ COMM ACAD	08-01-2010	25.44	10-2010	48,954.00
SATZINGER, PAUL MICHAEL	FARRAGUT CAREER A	07-02-2007	35.43	05-2008	52,829.76
SAULSBERRY, IZOLA	WHISTLER	07-01-2009	33.96	04-2011	57,591.36
SAVAS, MAUREEN THERESE	CW PRN PREP & DEV	08-01-2007	35.64	10-2008	98,253.96
SAVITT, JANICE V	MARTI	07-02-2007	35.23	06-2008	51,974.40
SAVITZSKY, DONNA RAE	GARVY	10-01-2007	34.82	05-2008	54,968.16
SAVOY, DEAN CHRIS	LANE TECH H S	08-01-2007	39.45	07-2008	84,406.92
SAVOY, ELENA	WILDWOOD	08-02-2010	34.86	12-2010	106,963.08
SAWYER, EMERSON LINWOOD	AMUNDSEN H S	01-03-2006	20.17	09-2007	29,510.76
SAXINE, CHRISTINE ANN	MURPHY	07-01-2009	34.47	12-2009	59,267.40
SCAHILL, GAYLE MARIE	CURIE METRO H S	07-01-2008	20.18	09-2009	34,497.36
SCAPELLATO, FRANK ANTHONY	RUIZ	07-02-2007	40.18	08-2008	52,048.08
SCHACHTER, REVELLE SUSAN	VON STEUBEN METRO	10-01-2006	33.95	03-2011	55,482.00
SCHAEFER, ANNETTE BERNICE	PORTAGE PARK	08-01-2008	21.55	09-2009	33,867.60
SCHAFFER, CAROL ANN	HYDE PARK ACAD H	07-02-2007	36.74	05-2008	58,234.20
SCHALANSKY, ANN	ALDRIDGE	07-01-2008	34.00	09-2010	51,694.92
SCHARDT, BARBARA ROSE	LANE TECH H S	07-02-2007	35.22	06-2008	51,970.20
SCHARDT, DONALD FRANK	LANE TECH H S	07-02-2007	36.02	04-2008	57,696.60
SCHECTER, SHERYL LYNNE	FARNSWORTH	07-02-2007	31.78	09-2008	53,738.16
SCHENK, JOAN E	DISNEY MAGNET	06-01-2009	7.30	12-2009	9,663.48
SCHIAVONE, SUSAN R	JACKSON ACAD	02-01-2011	39.66	06-2011	59,277.36
SCHIFF, LEZLI ELIZABETH	ANDERSEN COMM ACA	07-01-2009	39.30	12-2009	55,538.52
SCHILLER, NORMA CELIA	CW-ACAD ENHANCEMENT	08-01-2007	33.79	07-2008	73,877.52
SCHINDLER, SUSAN JOY	GOUDY	07-02-2007	32.16	05-2008	49,107.96
SCHLACHTER, RONALD ROBERT	GOUDY	11-02-2009	25.28	11-2010	41,612.04
SCHLATTER, JAMES EVERETT	LANE TECH H S	07-02-2007	39.19	06-2008	55,353.48
SCHLENBECKER, KAREN SUE	MOOS	07-01-2008	34.74	04-2010	53,771.76
SCHMIDT, JOHN ROBERT	HOWE	01-02-2008	30.48	09-2009	50,442.60
SCHMIDT, MARION EVE	HANSON PARK	07-01-2010	34.50	12-2010	63,876.12
SCHMITT, DONALD J	RYERSON	08-01-2007	44.36	07-2008	100,859.88

SCHNEIDER, ELLEN MARIE	NEIL	07-01-2008	34.53	09-2009	50,096.64
SCHOENBERGER, RICHARD WILLIAM	EXCEL - ORR HS	06-02-2008	6.91	08-2009	4,532.64
SCHOENFELD, VICKI MARCIA	ROGERS	07-02-2007	34.71	05-2008	55,406.28
SCHREMPF, ROBERT M	VON STEUBEN METRO	07-01-2008	33.57	04-2010	58,291.44
SCHREY, IRIS DIANE	JONES COLL PREP H	07-02-2007	37.48	04-2008	59,271.12
SCHROECK, CHARLES G	EDUC TO CAREERS	08-01-2007	37.57	07-2008	82,662.12
SCHROEDER, DEBORAH M	HARLAN COMM ACAD	11-01-2007	34.11	02-2010	47,694.00
SCHUBLE, RITA PATRICIA	SHIELDS	07-02-2007	34.47	11-2010	57,672.24
SCHULTZ, SANDRA L	CTU	08-02-2010	38.05	11-2010	100,798.08
SCHWAB, JEAN RUTH	COONLEY	12-01-2009	30.14	03-2011	52,249.32
SCHWARTZ, JOHN L	SENN METRO ACAD	08-01-2008	40.40	09-2009	54,902.16
SCHWARTZ, ROBERT FREDERICK	ORIOLE PARK	08-03-2009	30.71	04-2010	49,699.92
SCHWARTZ, SUSAN LEVI	CLINTON	07-02-2007	34.71	04-2008	57,648.00
SCHWARTZ, THELMA LEE	JUNGMAN	07-02-2007	42.33	04-2008	56,045.76
SCHWARTZWALD, ROCHELLE ANN	YOUNG	07-02-2007	34.19	06-2008	51,921.96
SCHWINGE, EVA SUE	DVORAK ACAD	08-03-2009	35.87	04-2010	55,600.92
SCIMECA, FRED PHILLIPPE	WELLS HS	11-01-2007	33.97	07-2009	49,629.84
SCOTT, ANTHONY A	AUSTIN COMM H S	08-01-2007	34.93	09-2008	95,033.88
SCOTT, CHERYLENE	LIBBY	07-02-2007	35.59	06-2008	54,265.56
SCOTT, CHRISTINE	BEETHOVEN	10-01-2008	35.53	10-2009	57,123.96
SCOTT, DANIEL LUTHER	MILTON BRUNSON	02-01-2008	43.20	11-2008	54,212.64
SCOTT, ELIZABETH S	GOODLOW MAGNET	08-02-2010	35.42	10-2010	58,314.72
SCOTT, GAIL LOUISE	CASALS PABLO	08-01-2007	35.13	05-2011	53,398.80
SCOTT, HATTIE GRACE	CW EDUC GENERAL	08-02-2010	21.05	01-2011	44,554.20
SCOTT, JOHNNYE FAYE	CW EDUC GENERAL	12-01-2010	18.98	06-2011	10,596.72
SCOTT, LARRY DONALD	LAVIZZO ELEMENTAR	04-01-2010	33.19	10-2010	48,444.24
SCOTT, LOLER LEE	BOGAN TECH H S	07-02-2007	25.93	04-2008	43,497.72
SCOTT, MARGARET ANN	COOPER	07-02-2007	37.09	04-2008	54,265.56
SCOTT, MARGIE MAE	CALUMET ACAD H S	07-02-2007	30.16	04-2008	51,925.08
SCOTT, MELVER LEE	CRANE TECH H S	08-01-2007	39.84	07-2008	109,596.84
SCOTT, PEARLINE	SHOESMITH	09-01-2010	37.77	11-2010	64,766.52
SCOTT KELLEY, AUDREY N	FENGER ACAD H S	07-02-2007	36.06	05-2008	53,775.48
SCOTT-TABB, JOAN	TILDEN H S	09-01-2010	33.29	04-2011	56,033.40
SCOTT-WARD, KASSANDRA	OFFICE OF READING	08-01-2007	34.64	05-2011	62,311.08
SCRIBNER, CAROLYN ROSE	CW SPEC SVCS SUP	07-02-2007	34.27	07-2008	56,544.00
SEAQUIST, JUDITH MARIE	ZAPATA ACADEMY	07-01-2010	34.21	02-2011	65,282.88
SEARCY, CYNTHIA ELIZABETH	WESTCOTT	07-02-2007	35.42	10-2010	54,332.52
SEATON, MARTHA JEAN	DE PRIEST	07-01-2010	19.64	10-2010	36,096.72
SEATSEMA, DOROTHY S	SMYSER	07-01-2010	59.01	01-2011	61,454.52
SEELEY, NANCY KAY	MORRILL	07-01-2009	18.63	04-2010	30,583.92

SEKAL, ALICE ANNE	PASTEUR	07-01-2010	34.43	12-2010	65,260.20
SELCKE, KENNETH ALAN	CW SPEC SVC IN/A	07-02-2007	37.36	07-2008	55,631.64
SELLERS, JOYCE ANN	WASHINGTON H S	07-01-2007	20.25	01-2009	30,073.68
SEMASKO, LYNNEA ROWE	THORP O A ACAD	07-02-2007	40.88	04-2008	51,970.20
SEMENEK, GEORGE ROBERT	LANE TECH H S	07-02-2007	33.97	04-2008	56,556.24
SENNET, JOSEPHINE MARIE	CW EDUC GENERAL	12-01-2008	17.95	04-2010	27,407.28
SERIKAKU, STEVEN M	KELVYN PARK H S	08-01-2007	34.64	11-2008	73,666.68
SERIO, DONNA LYNN	JULIAN H S	08-02-2010	37.05	12-2010	81,301.92
SHABLEAU, JOSEPH GERALD	JEFFERSON N	08-01-2007	34.53	06-2010	68,698.68
SHAH, ARLINE	HARLAN COMM ACAD	07-02-2007	34.71	04-2008	57,696.60
SHAH, PURNIMA	INSTITUTO DEL PROGRESSO LATINO	11-01-2007	20.04	11-2008	16,403.40
SHAH, RAJNI C	CW EDUC GENERAL	04-01-2010	14.30	06-2011	8,864.76
SHAMBLIN, MAUREEN E	HIGGINS COMM ACAD	07-02-2007	34.76	05-2008	53,779.92
SHANAHAN, MARY LORETTA	CW EDUC GENERAL	12-03-2007	21.30	08-2010	28,425.24
SHANE, VIVIAN SYBIL	CASALS PABLO	08-01-2007	33.98	04-2010	51,781.92
SHARP, ARLENE CATHERINE	DULLES	08-01-2007	34.09	07-2008	75,567.12
SHARROW, DEBRA LYNN	MT GREENWOOD	08-01-2008	31.41	11-2009	49,354.32
SHAW, DEMETRIUS EDWIN	ROGERS	08-01-2008	10.30	04-2010	13,454.40
SHAW, DOLLIE JEAN	SWIFT	07-02-2007	36.35	04-2008	53,775.48
SHEA, MARY MARGARET	SKINNER	07-02-2007	36.17	04-2008	54,265.56
SHEA, MICHAEL JOSEPH	SKINNER	07-01-2009	34.07	12-2009	61,292.40
SHEDD, VALERIE ANN	MORGAN PARK H S	03-03-2008	33.50	02-2010	64,249.80
SHEDRICK, PATRICIA JEAN	KIPLING	07-01-2008	35.50	10-2009	57,111.72
SHEEHAN, JOAN KATHLEEN	LOVETT	07-01-2010	33.98	05-2011	62,346.48
SHEFFER, DIANA B	CTU	03-01-2008	25.65	05-2011	76,473.00
SHEGOG, BARBARA FAYE	HARLAN COMM ACAD	08-02-2010	34.65	01-2011	66,044.04
SHELL, DEBORAH ROSETTA	CW EDUC GENERAL	09-01-2010	17.95	04-2011	28,993.80
SHELLEY, M GRACIELA	DARWIN	08-03-2009	32.53	01-2010	109,540.68
SHELTON, JULIA CAROLYN	SULLIVAN SPECIALT	07-02-2007	36.00	08-2008	54,261.72
SHEPHERD, HAL MICHAEL	GARVY	07-01-2009	34.39	12-2009	58,913.40
SHEPHERD, JEAN FRANCES	SULLIVAN H S	07-02-2007	35.60	04-2008	56,045.76
SHEPPARD, EILEEN S	PORTAGE PARK	07-02-2007	34.82	05-2008	52,133.64
SHERIFF, ROBERTA LYNN	CW EDUC GENERAL	07-01-2008	29.63	04-2010	46,565.16
SHERWIN, LAWRENCE MITCHELL	WEBSTER	07-02-2007	25.62	08-2008	41,098.92
SHIMOYAMA, JUNE NAOMI	CHALMERS	07-01-2008	35.11	01-2010	53,561.64
SHORT, WINSTON A	HAMILTON	08-02-2010	39.90	11-2010	62,160.48
SIBERT, JESSE B	LANE TECH H S	07-02-2007	36.88	07-2008	51,974.40
SIDDALL-WALKER, DEBRA	CW SPEC SVCS SUP	07-02-2007	33.08	08-2008	54,393.84
SIEGEL, JERALD A	CTU	08-03-2009	37.46	11-2010	99,023.52
SIEGEL, MARIAN STRAUBER	CW SPEC SVCS SUP	07-02-2007	15.14	09-2008	25,659.12

SIEGEL, MARSHA LYNNE	MCNAIR ACAD CTR	07-02-2007	27.34	06-2008	46,201.80
SIEGEL, SUSAN MARIE	CW EDUC GENERAL	07-01-2010	40.37	10-2010	58,378.92
SIFUENTES, SILVIA ELENA	STEINMETZ A C	07-01-2010	34.01	01-2011	66,736.92
SILAS, DEBORAH LUCILLE	POE CLASSICAL	07-02-2007	34.65	04-2008	56,551.68
SILHAN, LINDA C	CURTIS	10-01-2008	20.02	10-2009	23,193.84
SILVA, CARMELLA	ADDAMS	08-02-2010	37.71	12-2010	62,742.12
SILVER, ESTELLE RUTH	SCHUBERT	07-01-2010	34.80	02-2011	58,330.20
SILVER, JACK	CW EDUC GENERAL	07-01-2010	37.33	10-2010	64,766.52
SILVER, ROBERTA	CW SPEC SVCS SUP	08-01-2008	35.19	09-2009	69,349.56
SILVERSTONE, ROBERT MARK	FOREMAN H S	07-02-2007	36.52	08-2008	61,409.52
SILVESTRI, PAUL JOSEPH	BURBANK	07-01-2010	18.18	11-2010	31,134.48
SIMMONS, ANN LAVENDER	C B YORK ALT HS	10-01-2006	37.43	05-2011	65,159.28
SIMMONS, KURT RAYMOND	GRAHAM	11-01-2007	26.89	11-2008	36,101.76
SIMMONS, SANDRA VERONICA	ALCOTT	07-02-2007	34.89	06-2008	54,261.00
SIMMONS, WILMA DELORES	JACKSON MAHALIA	05-01-2008	34.12	09-2009	52,666.80
SIMON, STANTON SAMUEL	SCHNEIDER	07-02-2007	35.57	04-2008	57,696.60
SIMPSON, GERALDINE	RUGGLES	07-01-2009	20.84	12-2009	32,816.64
SIMPSON, MARY DIANE TOUSSAINT	FERGUSON CPC	08-01-2007	33.92	09-2010	68,574.72
SIMPSON, ROSE MARIE	GWENDOLYN BROOKS	07-01-2008	34.62	10-2009	55,720.68
SIMPSON, WILLIE MILTON	BEST PRACTICE H S	07-01-2009	23.18	12-2009	37,535.64
SIMS, BERNADETTE	FALCONER	07-02-2007	35.02	05-2008	55,580.64
SIMS, BESSIE M	LAS CASAS OCC H S	02-01-2007	36.67	01-2009	56,713.92
SIMS, ELNORA	CW EDUC GENERAL	12-01-2009	33.97	06-2011	65,800.68
SIMS, JANE ANN	ARMOUR	08-01-2009	37.96	06-2010	85,970.04
SIMS, LAURA MARCIA	ELLINGTON	07-02-2007	37.39	04-2008	52,137.96
SIMS, MINNIE P	HUBBARD H S	07-02-2007	40.69	08-2008	52,790.64
SIMS, REGINA ELAINE	KOZMINSKI COM ACA	07-01-2008	35.25	09-2009	55,860.96
SINCLAIR, JOYCE ANN	SMYSER	07-01-2010	33.95	11-2010	58,878.72
SINGH, KULWANT	LATHROP	11-01-2010	26.25	02-2011	47,990.16
SINGLETON, BEVERLY JEAN	STOCKTON	07-02-2007	34.25	09-2008	55,406.28
SINGLETON, ERCZELLA	MCCORMICK	07-02-2007	30.26	04-2008	45,714.60
SINGLETON, MICHAEL JAMES	MANLEY CAREER ACA	07-01-2009	24.45	01-2010	42,254.52
SIPRUT, JOHN GEORGE	SCHURZ H S	07-02-2007	36.18	06-2008	57,649.20
SIVRIC, RITA L	CW EDUC GENERAL	07-01-2008	34.27	01-2010	49,555.44
SKIBA, CAROL ANN	WENTWORTH	07-02-2007	27.98	04-2008	42,646.92
SKINNER, BARBARA JEAN	DULLES	12-01-2007	28.04	12-2009	44,628.48
SLATER, ARTHUR	CW PRN PREP & DEV	08-01-2007	35.42	11-2010	105,744.72
SLAVITT, MARLENE	NORTHSIDE CENTER	07-01-2010	42.20	12-2010	62,147.04
SLONE, SANDRA GALE	HS ATTENDANCE UNIT	08-03-2009	35.29	12-2009	65,560.92
SLONIM, JOANNE WILMA	CW SPEC SVCS SUP	07-02-2007	33.79	07-2008	57,719.28

SLUGOCKI, ROBERTA PAULINE	HAMLIN	08-01-2008	33.99	09-2009	53,569.68
SMALL, MARGARET	YOUNG WM LEAD	08-03-2009	24.75	07-2009	58,676.04
SMALL, ROSEMARY	OWEN SCHOL ACAD	07-02-2007	34.86	04-2008	57,696.60
SMILEY, GENEVA	BEETHOVEN	07-02-2007	17.24	07-2009	25,037.16
SMILEY, RAMONA MARIE	OGLESBY	07-02-2007	33.99	07-2009	54,910.44
SMITH, AARON LUMONT	ENGLEWOOD ACAD H	10-02-2006	33.40	07-2008	53,016.12
SMITH, ALICE FRANCES	PULASKI ACADEMY	07-02-2007	38.26	06-2008	55,289.76
SMITH, BERNICE W	BONTEMPS	08-02-2010	34.28	11-2010	58,563.96
SMITH, BEVERLY CHRISTINE	COLES	08-02-2010	14.06	10-2010	25,837.56
SMITH, BONNIE JEAN	NEIL	08-01-2007	34.73	11-2008	63,167.64
SMITH, CARNETT ELISE	CW EDUC GENERAL	09-04-2007	11.50	06-2010	6,494.40
SMITH, CYNTHIA M	HANSON PARK	07-01-2010	36.85	11-2010	60,952.92
SMITH, DEBORAH R	DIXON	07-01-2008	36.31	09-2009	55,931.16
SMITH, EARLEAN	LINCOLN PARK H S	07-02-2007	34.85	07-2008	54,261.00
SMITH, EDWARD JOSEPH	HURLEY	07-02-2007	34.83	05-2008	54,261.00
SMITH, ELIZABETH	SHOOP	06-01-2007	40.06	05-2008	77,698.44
SMITH, ELIZABETH	PARKMAN	10-01-2007	36.34	04-2008	54,261.00
SMITH, ERNESTINE ANN	SPENCER	10-01-2008	16.29	12-2009	37,629.84
SMITH, GAIL	SMYSER	07-01-2010	35.48	01-2011	61,454.52
SMITH, GERI DENE	NIXON	10-01-2010	37.02	02-2011	56,291.76
SMITH, GLORIA J	SUB POSTAL SERVICE	02-01-2009	28.88	06-2009	28,396.44
SMITH, GLORIA JEAN	CW EDUC GENERAL	08-01-2008	33.97	09-2009	53,994.96
SMITH, JOSIE LOUISE	RANDOLPH ELEMENTA	07-01-2008	30.10	09-2009	49,230.60
SMITH, JUDITH G	PIRIE	07-02-2007	34.74	06-2008	55,406.28
SMITH, LESIA ERICA	ROSS	08-03-2009	22.70	01-2010	40,483.68
SMITH, LINDA DALE	ROOSEVELT H S	07-01-2010	34.39	12-2010	64,991.88
SMITH, LORRAINE	GARY	07-01-2010	35.77	05-2011	58,878.72
SMITH, LOWELL GREGORY	COLES	10-01-2007	26.43	11-2008	39,154.68
SMITH, LUCILLE	CALDWELL	02-01-2008	33.94	10-2009	54,513.12
SMITH, MARIE C	OVERTON	07-02-2007	44.84	07-2008	51,694.80
SMITH, MARY JEAN	HENDRICKS COMM AC	05-03-2010	41.21	06-2011	91,852.44
SMITH, MARY L	JULIAN H S	07-01-2010	38.66	12-2010	63,842.76
SMITH, PATRICIA DIANNE	CALHOUN NORTH	07-01-2010	32.83	05-2011	47,944.92
SMITH, PATRICIA TELITUS	HAY COMM ACAD	08-01-2007	35.78	07-2008	76,034.04
SMITH, PATRICIA ANN	HYDE PARK ACAD H	07-02-2007	35.33	05-2008	59,454.84
SMITH, PATRICIA ANNE	O'KEEFE	07-02-2007	35.01	04-2008	51,505.08
SMITH, RAE BRUNSON	POE CLASSICAL	08-03-2009	35.87	03-2010	103,791.24
SMITH, RITA LAFAY	RUGGLES	08-01-2007	34.25	07-2008	71,107.92
SMITH, ROSEMARY	ASHBURN SCHOOL	12-01-2009	21.76	02-2010	38,197.20
SMITH, SHEILA LYNN	DENEEN	07-01-2007	29.42	06-2008	46,402.20

SMITH, SHELLRIE LEE	CW SPEC SVC IN/A	08-02-2010	41.83	01-2011	60,936.12
SMITH, SIBYL AMARYLLIS	BOGAN TECH H S	07-01-2009	14.95	12-2009	22,996.92
SMITH, WILLIAM EDGAR	KENWOOD ACAD H S	07-02-2007	38.99	10-2008	51,505.08
SMITHERS, JANICE LYNN	FENGER ACAD H S	10-01-2006	33.03	03-2009	53,800.80
SMOLAK, SUSAN JEAN	LOWELL	07-02-2007	38.26	05-2008	54,440.40
SMOOTE, JIM	JENNER	07-02-2007	34.28	11-2008	53,881.80
SMUTEK, MALINDA MARY	CW EDUC GENERAL	03-02-2009	7.76	10-2009	18,832.44
SNEED, ZELMARIE	GRESHAM	07-02-2007	37.03	05-2008	55,207.56
SNELL, JEAN W	MCKAY	07-01-2009	34.66	03-2011	57,730.20
SNODGRASS, PATRICIA ANN	REASSIGNED TEACHER	01-02-2008	24.02	11-2008	32,242.56
SNULLIGAN, GAYLE PATRICIA	EBERHART	07-01-2009	34.28	12-2009	60,118.80
SNYDER, JULIA S	MURRAY LANG ACAD	08-01-2008	35.84	04-2010	59,918.88
SOBEY, JACQUELINE ANN	KINZIE SCHOOL	07-01-2008	29.54	10-2009	46,992.00
SOCOLOFF, MIRIAM ANNE	GALLERY 37 CTR AR	07-02-2007	34.80	06-2008	57,696.60
SOHN, SANDRA KAIN	SEWARD	07-01-2008	39.01	10-2009	59,472.60
SOLANO-GUEVARA, OFELIA	JUAREZ COMM ACAD	07-01-2009	31.68	12-2009	56,352.84
SOLOMA, WILLIAM JOHN	SULLIVAN H S	07-02-2007	32.11	04-2008	51,059.76
SOLOMON, TRUDI JOAN	PILSEN COMM ACAD	08-02-2010	38.29	12-2010	55,839.12
SORAGHAN, KATHRYN ELAINE	MARQUETTE, JAMES	07-01-2010	21.00	10-2010	39,094.44
SORRELL, DONNA GAIL	MANN	07-02-2007	34.03	04-2008	55,406.28
SORSBY, KATHLEEN TECUMSEH	METCALFE COMM ACA	08-02-2010	35.33	01-2011	79,950.12
SOTO, AMELIA	CW EDUC GENERAL	02-01-2010	22.00	07-2010	22,048.20
SOUKUP, DONNA MARIE	CW LITERACY	07-01-2008	35.59	03-2010	61,785.24
SOULE, JULIE ANN	SOUTHSIDE ACAD	07-01-2009	34.58	12-2009	60,152.28
SPAIN, FENNIE BELL	CW SPEC SVC IN/A	07-01-2010	37.36	10-2010	64,766.52
SPEISER, RONALD JOSEPH	FOREMAN H S	07-01-2009	27.08	12-2009	43,775.52
SPELLAZA, KATHLEEN	JAMIESON	07-01-2007	43.65	06-2008	57,878.28
SPENCER, ALFRED	WOODSON SOUTH	04-01-2008	21.95	04-2010	32,242.68
SPENCER, BERNARD G	PALMER	08-01-2007	40.36	07-2008	74,901.84
SPENCER, CAROLYN J	MAY COMM ACAD	07-01-2010	16.60	02-2011	29,498.16
SPENCER, LINDA FAYE	FULTON	10-01-2008	23.60	10-2009	25,290.72
SPENCER, PAUL GLENN	HOWE	07-02-2007	34.66	10-2008	51,970.20
SPENCER, SHARON ANNETTE	FOREMAN H S	07-02-2007	36.96	11-2008	63,665.88
SPENCER, STERLING LOUIS	GAGE PARK H S	07-01-2010	36.43	10-2010	58,381.92
SPENCER-RODGERS, MARLENE	GARY	07-02-2007	34.56	05-2008	51,505.08
SPIEGEL, NANCY R	CW EDUC GENERAL	08-01-2007	22.43	08-2008	17,315.52
SPIVEY TOMPKINS, DORIS ANN	CW EDUC GENERAL	06-01-2007	34.67	11-2008	92,536.44
ST.CLAIR, LAMEATRICE	ADDAMS	07-02-2007	33.59	05-2008	50,750.76
STALLWORTH, MARIANNE CLAIRE	SPECIAL SVCS ADMN	08-01-2007	33.82	07-2008	81,473.76
STAMATOGLOU, SYLVIA	PRINCIPAL PREP/DE	08-03-2009	34.61	02-2010	105,622.92

STANCIL, ALEAN WILLIS	WOODSON SOUTH	07-01-2010	17.82	10-2010	30,516.48
STANFORD, BELINDA ANN	O'KEEFE	07-02-2007	34.28	04-2008	51,483.72
STANFORD-LEAK, MARJA	CW LITERACY	09-04-2007	35.29	06-2008	62,444.28
STANKO, SHARON LEE	SEWARD	07-02-2007	32.93	07-2008	49,743.60
STANLEY, CAROL ANN	KEY	07-01-2008	30.43	09-2009	52,016.52
STANSBURY, STEVEN BERNARD	CW SPEC SVC IN/A	10-01-2010	20.80	06-2011	27,678.00
STANULA, TERRY JEAN	DAWES	07-02-2007	37.62	07-2008	57,645.12
STAPLES, SHARON ELAINE	OGLESBY	07-02-2007	33.95	07-2008	49,512.36
STAPLETON, MARY ELLEN	RYERSON	07-01-2010	20.65	02-2011	36,341.16
STARIHA, WINIFRED ELIZABETH	IDOC/HEALY SOUTH	02-01-2007	39.93	08-2007	64,593.60
STARK, DANIEL WILLIAM	BARNARD	09-01-2010	30.15	04-2011	55,017.60
STARNICKY, DANIEL JAMES	GRISSOM	07-02-2007	35.70	04-2008	57,696.60
STARNICKY, JOYCE ANN	CW SPEC SVCS SUP	08-01-2007	27.53	07-2008	53,462.88
STARR, MARY	DEVER	07-01-2009	33.71	12-2009	55,739.16
STARR, ROBERT EDWARD	PROSSER CAREER AC	07-02-2007	35.04	06-2008	51,970.20
STASI, RITA ARLENE	CORKERY	08-01-2007	41.38	07-2008	93,076.80
STCLAIR, LILLIE RUTH	COLLINS H S	07-02-2007	32.38	04-2008	53,714.52
STEELE, DEBORAH	CURIE METRO H S	07-02-2007	34.15	04-2008	51,970.20
STEELE, NANCI V	HANSON PARK	10-01-2008	11.05	10-2008	11,791.80
STEINBERG, DONNA LIST	CLEVELAND	07-02-2007	31.32	04-2008	47,745.12
STEINKE, DEBRA	SENN METRO ACAD	07-02-2007	34.13	04-2008	57,696.60
STERN, LILLIAN MAY	CW EDUC GENERAL	08-01-2010	6.53	12-2010	2,346.24
STERN, MORTON D	SUB TEACHER POSTAL	10-01-2006	24.61	04-2009	36,521.16
STERNBERG, DOLORES	PORTAGE PARK	07-02-2007	55.31	02-2011	52,133.64
STEVENS, CAROL JOAN	CW EDUC GENERAL	07-01-2009	23.27	01-2010	42,188.88
STEVENS, ROBERT FRANCIS	SPECIAL SVCS ADMI	08-01-2007	33.90	05-2008	85,579.32
STEVENSON, MARIE	BRADWELL	10-02-2006	14.03	06-2011	20,515.20
STEWART, ANNIE B	PHILLIPS ACAD	07-01-2009	43.73	12-2009	56,118.60
STEWART, IDA C	CARVER MIDDLE	08-01-2007	32.42	07-2008	89,058.36
STEWART, MAGNOLIA	CW EDUC GENERAL	08-02-2010	8.78	12-2010	2,991.84
STEWART, MARILYN	CTU	08-02-2010	34.68	04-2011	128,194.80
STEWART, PATRICIA ANN	FENGER ACAD H S	07-02-2007	33.56	06-2008	59,180.64
STEWART, PATRICIA ANN	CRANE TECH H S	08-02-2010	25.21	10-2010	46,925.64
STIGLER, SANDRA I J	PRINCIPAL PREP/DE	08-03-2009	34.24	10-2009	87,508.56
STILOUKAL, THERESA GUZZO	WHITNEY	07-02-2007	40.41	06-2008	51,970.20
STOKES, ANITA	MANIERRE	07-01-2010	26.53	01-2011	39,919.68
STOKLEY, ONNIE BELITA	FERMI	07-01-2008	36.47	11-2009	53,569.68
STOLL, SUSAN K	PRINCIPAL PREP/DE	08-03-2009	36.36	12-2009	118,365.36
STOLLBERG, LYNN MARCIA	SOLOMON	08-01-2007	31.84	07-2008	69,927.84
STONE, ARTHUR JAMES	KING COLLEGE PREP	08-01-2007	30.56	08-2008	46,178.76

STOREY, LOUISEA	RUGGLES	08-01-2007	34.86	07-2008	92,542.92
STRABEL, KAREN SUE	HS ATTENDANCE UNIT	08-01-2008	22.41	03-2010	43,556.16
STRAHAN, DAPHNE FAYE	MT VERNON	08-03-2009	36.41	12-2009	91,565.16
STRANGLUND, SUSAN C	RAVENSWOOD	01-02-2008	34.12	10-2009	52,154.04
STRASBURG, MILA LYNNE	HAMILTON	08-03-2009	37.23	10-2009	107,766.60
STRAUSS, ELLEN ANN	REASSIGNED TEACHER	02-01-2008	24.21	07-2009	34,516.56
STREETER, AGNES AGATHA	HARVARD	07-02-2007	37.81	06-2008	54,333.24
STRONG, ALTHELIA YOUNG	GLADSTONE	07-02-2007	37.31	12-2008	56,729.76
STRONG, BARBARA WANDA	SIMPSON ACADEMY	08-02-2010	37.67	12-2010	107,822.40
STRONG, CAROL E	BURR	07-02-2007	46.11	05-2008	51,505.08
STRONG, LLOYD	CW EDUC GENERAL	07-01-2010	34.05	04-2011	65,507.64
STUDNICKA, GLORIA J	KINZIE SCHOOL	08-01-2007	35.34	07-2008	82,058.28
SUAREZ-SILVA, GUADALUPE	OFFICE OF READING	08-01-2007	33.92	05-2011	69,027.12
SUD, MADHU BALA	NETTELHORST	07-01-2010	32.43	10-2010	61,530.84
SUEIRO, MANUEL ANDRES	GAGE PARK H S	07-01-2009	36.33	12-2009	58,192.08
SULIK, JEANNE MARIE	CW SPEC SVCS SUP	07-02-2007	38.82	09-2008	58,834.56
SULLIVAN, BRIAN REAGAN	FERNWOOD	07-02-2007	35.66	04-2008	54,910.44
SULLIVAN, CAROLYN ELLEN	HEROES ACADEMIC	08-02-2010	24.25	03-2011	45,761.76
SULLIVAN, MARY K	RUDOLPH LEARN CTR	12-01-2010	34.45	06-2011	56,953.56
SULLIVAN, WILLIE MAE	KENWOOD ACAD H S	07-02-2007	32.22	08-2008	59,860.68
SUMMERS, ANNA D	ALEX HALEY ACAD	07-02-2007	34.63	06-2008	56,308.92
SUMMERS, LAVADA	CW SCHLS & REGIO	08-01-2007	36.81	07-2008	68,435.04
SUN, TAZAMA	BRIGHT	07-01-2010	23.38	10-2010	41,023.92
SUPER, GERALDINE ROSE	PASTEUR	08-02-2010	34.75	02-2011	58,494.12
SUQI, LUCIA V	HENRY	07-01-2008	20.56	09-2009	35,859.72
SURGEON, PATRICIA	HERZL	09-01-2010	37.26	12-2010	92,312.16
SUSS, JEANINE MARIE	WADSWORTH	07-02-2007	33.19	06-2008	53,609.64
SUSSMAN, TONI ANN	BRENNEMANN	08-01-2007	17.90	07-2007	23,877.36
SUTTON, CAROL BETTY	CW EDUC GENERAL	08-01-2007	9.15	11-2008	7,926.96
SWANSON, LAWRENCE H	CW EDUC GENERAL	05-01-2008	8.53	03-2010	5,959.80
SWANSON, MARCIA KAY	FUNSTON	07-02-2007	35.65	04-2008	51,885.36
SWANSON, MARIJO F	PASTEUR	03-02-2009	39.84	09-2010	54,401.04
SWARTZ, MARIE-CLAUDE	ROOSEVELT H S	10-01-2010	17.86	06-2011	28,012.56
SWARTZ, ROBERT	BRONZEVILLE ALT ACA	03-01-2007	14.09	05-2011	19,685.52
SWIERCZ, SHARON H	CW SPEC SVC IN/A	07-01-2008	34.44	10-2009	57,111.72
SWISHER, MELVIN LLOYD	SCHOOL OF LEADRSH	07-01-2009	18.33	12-2009	28,251.72
SYDNOR, ROSEMARY R	CW EDUC GENERAL	10-01-2010	30.01	03-2011	38,468.88
SYED, KHUDRAT ALI	ROOSEVELT H S	12-01-2009	5.54	07-2010	6,658.80
SYNCHEFF, JOANNE RUTH	JOHNSON	07-02-2007	38.06	06-2008	51,921.96
SZAFRANIEC LORYS, CARLEEN	CW SPEC SVC IN/A	08-01-2007	37.41	07-2008	76,647.00

SZAJOWSKI, EDWARD BRUNO	MATHER H S	07-02-2007	36.83	06-2008	51,923.76
SZCZEPANIAK, SANDRA MARIE	BEASLEY ACAD MAG	08-02-2010	35.71	01-2011	58,381.92
SZELAG, JAMES	OFFICE OF AREA IN	08-01-2007	39.31	05-2011	73,895.64
SZUREK, SUSAN M.	CHICAGO AGR H S	07-01-2010	40.87	01-2011	62,464.92
SZYMANSKI, MARIE FRANCES	MIRELES	07-02-2007	44.24	08-2008	51,509.40
SZYMANSKI, MARLENE G	MANIERRE	08-01-2007	43.87	09-2008	106,479.60
TABBARA, MUHIE	CVS ACHIEVE ACAD	05-01-2009	26.37	02-2010	47,545.08
TAGLIA, WILLIAM ANTHONY	HANSON PARK	07-01-2010	33.01	12-2010	63,205.32
TALLEY-SMITH, SHIRLEY ANN	LAFAYETTE	08-01-2008	34.55	11-2009	101,529.48
TAMAS, JOHANNA	REILLY	07-02-2007	39.18	11-2009	52,353.96
TANENBAUM, BENE ALYN	CW EDUC GENERAL	07-01-2010	17.48	12-2010	30,610.92
TANTAWY, LATIFAH LYNNE	SHOESMITH	02-02-2009	10.35	12-2009	13,689.00
TAPIA, FRANCES SUSAN	WALSH	07-01-2007	35.44	04-2008	55,356.84
TAPLEY, MARSHA	CW SPEC SVC IN/A	08-02-2010	34.31	11-2010	87,833.04
TARBUNAS, DONNA MARIE	GUNSAULUS ACADEMY	07-02-2007	34.79	05-2008	58,242.96
TARR, EVELYN DENISE	DAWES	07-01-2010	34.75	05-2011	58,013.40
TATE, PHYLLIS ORLANDA	TECHNOLOGY SVCS	08-01-2007	38.26	07-2008	93,458.40
TAYLOR, BARBARA E	KOZMINSKI COM ACA	07-02-2007	35.04	07-2008	56,501.16
TAYLOR, BARBARA JEAN	KING	11-01-2010	32.53	06-2011	58,172.88
TAYLOR, DOROTHY RANDALL	KENWOOD ACAD H S	07-01-2009	34.72	12-2009	59,046.36
TAYLOR, GERALDINE	NIXON	08-01-2007	35.53	05-2008	51,694.80
TAYLOR, GLADYS GIVENS	DELANO	08-01-2008	41.94	11-2009	94,391.16
TAYLOR, KENNETH	CW EDUC GENERAL	09-01-2009	10.26	03-2010	14,758.92
TAYLOR, NAOMI P	BENNETT	07-02-2007	34.11	04-2008	55,406.28
TAYLOR, RITA JOYCE	FOUNDATIONS	07-01-2009	34.31	10-2010	61,433.88
TAYLOR, SANDRA ANN	PENN	08-01-2007	37.39	09-2008	85,598.40
TAYLOR, STEPHEN ANTHONY	DUNBAR VOC H S	08-01-2008	18.21	03-2010	29,916.72
TEJEDA, MARIA NORA	CLEMENTE COMM ACA	07-02-2007	33.95	06-2008	51,694.80
TENENBAUM, JAY JOSEPH	MOOS	07-01-2010	25.14	12-2010	43,061.16
TEREN, LINDA L	TAFT H S	10-02-2006	34.07	07-2008	51,711.36
TERRELL PERKINS, FAYE EVELYN	CW SCHLS & REGIO	08-01-2007	36.78	11-2008	96,139.68
TERRY-LUNDY, BETTY	CW LITERACY	07-02-2007	29.47	09-2008	63,047.52
TETTEH, ROSETTA B	SENN METRO ACAD	07-02-2007	32.55	05-2008	51,344.76
THAL, NORMA JEAN	SEXTON A O	11-01-2010	33.95	02-2011	52,857.60
THEISEN, MARY-ELLEN	BELDING	07-01-2007	40.61	06-2008	54,265.56
THERRIAULT, LINDAKAY PAW	CORLISS H S	09-01-2010	39.13	02-2011	56,597.88
THEUNE, ROBYN LEE	ROSS	07-01-2008	37.75	10-2009	52,855.20
THIGPEN, DEBORAH E	SCHILLER	07-01-2009	36.51	11-2009	55,711.80
THIGPEN, JERRY BERNARD	WESTINGHOUSE CAR	07-02-2007	33.98	06-2008	60,096.72
THOMAS, ANNETTE	COOK	07-01-2010	20.40	05-2011	37,998.12

THOMAS, BRENDA ANN	MAY COMM ACAD	08-01-2008	16.00	08-2009	25,798.32
THOMAS, BRENDA EASLEY	FAIRFIELD ACADEMY	08-01-2007	33.63	07-2008	91,841.52
THOMAS, CAROL CHRISTINA	SCHNEIDER	07-01-2010	18.97	12-2010	35,629.56
THOMAS, CHARLES ARTHUR	JACKSON MAHALIA	08-02-2010	34.01	06-2011	55,759.20
THOMAS, GERALDINE	HURLEY	07-02-2007	34.67	04-2008	51,970.20
THOMAS, GODFREY J	CW EDUC GENERAL	02-01-2010	41.86	12-2010	74,025.96
THOMAS, JANICE	LINDBLOM MTH & SCI	07-02-2007	34.52	04-2008	56,157.24
THOMAS, JANIS MARIE	WHITE	07-02-2007	35.15	06-2008	56,556.36
THOMAS, JANUS ANN	CW SPEC SVCS SUP	07-01-2008	34.86	10-2009	61,474.92
THOMAS, LARRY J	COLES	08-01-2007	36.36	11-2008	104,722.80
THOMAS, LUCY	O'TOOLE	07-02-2007	31.65	08-2008	27,911.28
THOMAS, LYDIA PAULETTE	FULTON	07-02-2007	33.33	05-2008	50,348.04
THOMAS, REGINALD	GOUDY	09-04-2007	27.08	05-2008	40,917.12
THOMAS, TAMMY DONELL	MANN	07-01-2009	34.28	11-2009	60,639.12
THOMAS, WYNETTA JEAN	CW SPEC SVCS SUP	08-01-2008	35.58	06-2010	66,057.60
THOMPSON, BEATRICE ADEL	PIRIE	08-02-2010	35.91	01-2011	58,381.80
THOMPSON, DEAN WILLIAM	AREA INST OFFICE	08-01-2007	38.36	08-2008	83,867.76
THOMPSON, HENRY W	CARROLL	02-01-2008	10.55	12-2009	14,037.12
THOMPSON, HENRY	JOHNNIE COLEMON	08-01-2008	40.92	10-2009	97,977.72
THOMPSON, KAREN B	CORKERY	07-02-2007	34.68	07-2008	54,915.00
THOMPSON, LINDA	CW LITERACY	07-01-2008	34.67	09-2009	57,111.72
THOMPSON, RITA LOUISE	GOMPERS	07-02-2007	23.31	06-2008	38,323.32
THOMPSON, SHEILA HAGLER	STEWART	07-02-2007	35.89	05-2008	57,180.48
THORNTON, CARRIE VIRGINIA	GLOBAL VISIONS	07-01-2009	34.35	11-2009	53,040.96
THORNTON, MARGARET BARLOW	CARDENAS	07-02-2007	34.28	05-2008	57,696.60
THURMOND, VICTORIA DENECE	CW LITERACY	07-02-2007	34.78	06-2008	56,592.24
TIBBS, JOSEPHINE	DARWIN	07-01-2009	34.63	11-2009	58,192.08
TILGNER, JUANITA MIKELL	ROBESON H S	07-02-2007	37.33	06-2008	57,878.28
TILLER, EULA B	OVERTON	07-02-2007	29.20	05-2008	43,857.12
TILLIS, EDIE RUTH	NATVTVY BUM	07-01-2010	35.83	11-2010	63,446.76
TILLMAN, TALIVA A	SONGHAI	08-02-2010	37.82	11-2010	99,967.56
TINICH, ANDREW JOSEPH	LINCOLN	08-01-2007	35.19	07-2008	101,101.20
TINKER, ELIZABETH A	CW LITERACY	09-01-2009	39.26	03-2010	64,125.24
TITLEBAUM, SHARREL	CALHOUN NORTH	07-02-2007	36.09	05-2008	51,505.08
TODARO, PAMELA JEAN	HENRY	07-02-2007	34.21	04-2008	54,261.00
TODD, SALLY	JENSEN SCHOLA ACA	08-01-2008	24.84	10-2009	41,832.72
TOLAN, GLADYS	NEW FIELD SCHOOL	08-03-2009	34.07	11-2009	55,711.68
TOLBERT, JUANITA	ASHE	08-01-2007	34.59	07-2008	80,432.88
TOLBERT, MARGARET	CW EDUC GENERAL	12-01-2009	34.84	05-2011	80,584.92
TOLIVER, MAXINE	DAVIS MAGN	03-02-2009	37.16	11-2009	97,902.24

TOLMAIRE, CYNTHIA T	CW LITERACY	07-02-2007	36.94	06-2008	52,133.64
TOMNITZ, LEROY C	STEVENSON	07-01-2010	10.99	12-2010	15,614.64
TON, WINNIE DORIS	MIRELES	07-02-2007	31.07	04-2008	46,935.96
TOOMBS, VARA S	CW EDUC GENERAL	07-01-2008	30.13	03-2010	17,215.20
TOOMEY, CATHERINE IRENE	FERNWOOD	07-02-2007	34.15	06-2008	57,795.24
TORIMARU-CHARVAT, SHERRY	SKINNER	07-02-2007	40.99	05-2008	51,970.20
TORREANO, PATRICIA MARIE	GRISSOM	07-02-2007	33.79	11-2008	57,180.72
TORRES, MARY FRANCES	CANTY	07-02-2007	38.65	06-2008	57,185.16
TORREZ, CORA JOSEPHINE	GUNSAULUS ACADEMY	07-02-2007	21.94	08-2008	33,711.00
TOWNES, CAROLYN DOLORIS	O'KEEFE	08-01-2008	32.49	11-2009	94,394.52
TOWNS, ROXANNE ROBINSON	CW SPEC SVCS SUP	07-01-2010	18.90	10-2010	29,460.24
TOWNSEND, BERNADINE	NEIL	07-01-2008	35.53	09-2009	56,038.44
TOWNSEND, JEAN ELIZABETH	KELLY H S	07-02-2007	30.58	06-2008	48,625.92
TOWNSEND, LAMAR	MORRILL	07-01-2007	26.99	07-2008	41,139.36
TOWNSEND, SHARON A	WADSWORTH	07-02-2007	35.70	04-2008	55,410.72
TOWNSEND, WILLIAM ANDREW	CRANE TECH H S	07-01-2008	35.27	09-2009	59,472.60
TOWNZEL, SHIRLEY R	MILTON BRUNSON	07-02-2007	34.59	10-2010	55,356.84
TRAFICANTE-MEAN, CAROLYN	FUNSTON	07-02-2007	37.14	06-2008	55,315.92
TRAHD, DENISE ALICE	CW SPEC SVCS SUP	07-01-2010	34.70	04-2011	67,759.68
TRAINER-GRANT, JACQUELYN R	MARSHALL METRO H	10-01-2007	35.84	08-2008	52,079.52
TRAMMELL, JUDITH ANN	TURNER-DREW LANG	07-02-2007	36.75	04-2008	57,645.12
TRAVILLION, ELIZABETH EDNA	HOLDEN	07-01-2010	36.21	01-2011	64,681.68
TRAVIS, LARRY	CW SPEC SVCS SUP	07-02-2007	33.99	05-2008	55,406.28
TRIPLETT, CLAUDINE	CW EDUC GENERAL	01-03-2011	17.75	06-2011	10,123.92
TROTTER, DOROTHY LOUISE	VON HUMBOLDT	07-01-2009	25.19	01-2010	43,001.40
TROUPE, LAUREL ANTOINETTE	GILLESPIE	11-02-2009	19.99	03-2010	34,532.76
TRUITTE, GLENDA LOUISE	MASON	07-01-2010	25.73	04-2011	43,359.24
TRUJILLO, MIGUEL ANGEL	KILMER	12-01-2010	34.26	03-2011	119,869.92
TRYBULA, KATHLEEN ELLEN	HOLMES	07-02-2007	39.30	06-2008	57,879.96
TUCKER, ERLENA	NEAR NO SP ED CTR	10-01-2006	33.96	05-2010	57,976.32
TURNER, CAROL ANN	ONAHAN	08-01-2007	34.57	08-2008	76,092.00
TURNER, CYNTHIA SPRING	VANDERPOEL MAGNET	07-02-2007	34.17	04-2008	51,505.08
TURNER, DONNA MARIE	BELDING	07-01-2008	34.00	10-2009	53,130.12
TURNER, ELOISE	SEXTON A O	07-01-2010	16.89	12-2010	30,830.88
TURNER, GAIL E	ROOSEVELT H S	07-01-2010	36.27	11-2010	61,454.52
TURNER, GLORIA	BURNSIDE ACAD	07-01-2010	37.72	11-2010	79,971.12
TURNER, HATTIE JO	O'TOOLE	07-02-2007	39.78	04-2008	51,974.52
TURNER, JOHNNY L	HS ATTENDANCE UNIT	08-01-2007	38.58	07-2008	64,651.08
TURNER, MADELINE	NASH	10-01-2010	32.88	03-2011	60,400.20
TURNER, PATRICIA ANNABEL	STEWART	08-01-2008	34.33	10-2009	104,081.64

TURNER LAVINGTON, SANDRA DIANE .	LAWNDALE COMM ACA .	08-03-2009	23.73	02-2010	40,508.04
TWILLEY, RANDY DARNELL .	AL RABY HS .	07-01-2008	35.14	09-2010	59,433.72
TYLINSKI, CHESTER HENRY .	NORTHSIDE COL PRE .	07-01-2010	40.04	11-2010	65,317.32
UCHIDA, DIANNA J .	MORGAN PARK H S .	07-01-2009	40.11	11-2009	61,391.28
UPSHAW, GERALDINE LEE .	LAKE VIEW H S .	07-01-2010	24.85	09-2010	40,846.08
URBUT, NANCY JO .	EBERHART .	07-01-2009	32.64	11-2009	57,587.64
VACCARO, CARL .	CW SPEC SVCS SUP .	08-01-2007	34.98	05-2011	71,427.84
VACCARO, MARIA .	LOCKE .	07-01-2009	34.62	02-2010	62,629.80
VAICIULIS, AURELIJA B .	CARSON .	07-02-2007	17.25	07-2008	29,201.64
VALENTE, MICHAEL EDWARD .	DISNEY MAGNET .	07-01-2010	22.68	11-2010	43,938.84
VALENTE, NANCY ANN .	GREGORY .	07-01-2008	33.99	05-2010	59,737.68
VALENTINAS, LINDA PENNY .	ROSENWLD-CARROLL .	07-02-2007	27.01	08-2008	39,543.12
VALENTINE, LINDA S .	MONROE .	07-01-2010	34.48	01-2011	58,878.72
VALENTINE, ROSALIND .	CW EDUC GENERAL .	01-03-2011	31.55	05-2011	84,313.08
VALENZUELA, MAXIMINA CASIPI .	THORP O A ACAD .	07-02-2007	29.43	10-2008	49,824.48
VAN LEISHOUT, KATHLEEN ANN .	KELVYN PARK H S .	10-01-2007	34.08	07-2008	51,505.08
VANHOOK III, FRED DOUGLAS .	CW EDUC GENERAL .	09-01-2010	22.60	02-2011	31,378.44
VANKO, THOMAS JOHN .	HYDE PARK ACAD H .	07-02-2007	34.57	04-2008	51,921.96
VARGAS, FERDINAND .	CLEMENTE COMM ACA .	07-01-2008	35.75	09-2009	59,472.60
VARGAS, MARIA CRISTINA .	HAUGAN .	07-02-2007	34.21	06-2008	52,137.96
VARGAS, YOLANDA .	DE DIEGO COMM ACA .	07-02-2007	33.28	04-2008	50,734.80
VARVODIC, ANNMARIE M .	BOGAN TECH H S .	07-02-2007	40.76	08-2010	56,729.76
VAUGHANS, AREISE C .	HERBERT .	10-01-2008	31.21	09-2009	33,968.40
VAUGHN, CORLISS RICHMOND .	CW SPEC SVC IN/A .	08-01-2007	34.43	07-2008	75,423.48
VAUGHN, FOREST D .	GRAHAM TRAINING C .	07-02-2007	36.12	04-2008	51,509.40
VAUGHN, WENDY FIELDS .	JACKSON MAHALIA .	07-01-2010	34.02	02-2011	60,936.00
VAUGHN DOSSIEA, PATRICIA ANN .	CHALMERS .	08-02-2010	37.28	09-2010	105,509.28
VEGA, ELBA .	CLEMENTE COMM ACA .	08-02-2010	34.36	12-2010	62,093.04
VELAZQUEZ, DAMASO .	WEST PARK ACADEMY .	07-01-2010	18.14	10-2010	32,427.60
VERA, GRACE M .	MCKAY .	07-02-2007	34.28	08-2008	53,779.92
VERDUGO-PEREZ, MANUEL .	LINCOLN PARK H S .	07-02-2007	35.72	06-2008	62,580.60
VERZANNON, JOYCE ELAINE .	MELODY .	07-01-2010	34.88	05-2011	62,212.92
VESPER, PATRICIA R .	ROOSEVELT H S .	07-02-2007	34.13	04-2008	51,509.40
VICTORIA, FRANK MICHAEL .	NIGHTINGALE .	08-01-2007	15.66	04-2010	23,342.52
VIGON, LARRY ALAN .	VON STEUBEN METRO .	07-01-2010	20.89	10-2010	37,338.00
VIHON, MARSHA LYNN .	ARIEL COMM .	07-01-2009	21.84	12-2009	37,200.48
VILA, ALICE BERNICE .	CW PRN PREP & DEV .	08-01-2007	34.02	07-2008	102,778.44
VISSER, SIDNEY WILLARD .	WOODSON SOUTH .	08-01-2008	22.80	03-2009	31,738.80
VITERI, SUSAN .	PULASKI ACADEMY .	07-01-2008	32.00	04-2010	50,220.96
VIVANCO, BARBARA ANN .	VON HUMBOLDT .	07-01-2010	34.38	11-2010	60,936.12

VIVANCO, MIGUEL A	MARSHALL METRO H	07-01-2010	16.71	11-2010	28,623.36
VO, PHUNG	MCCUTCHEON	10-01-2006	20.84	07-2010	32,429.88
VOGEL, JEANETTE	SENN METRO ACAD	07-01-2010	27.19	10-2010	50,661.12
VOJTECH, ALAN A	BYRNE	07-01-2008	24.25	09-2009	35,625.60
VOLINI, MARY CATHERINE	BURROUGHS	08-02-2010	8.54	10-2010	12,823.92
VOLKMAN, PAMELA A	CHICAGO AGR H S	02-01-2008	35.06	10-2009	50,096.64
WACLAWIK, INGRID ELKE	FUNSTON	07-02-2007	36.71	06-2008	52,121.16
WACLAWIK, JOSEPH ALEXANDER	C B YORK ALT HS	08-01-2007	33.94	09-2010	68,640.12
WADE, GERALDINE JOHNSON	CHICAGO AGR H S	07-01-2009	33.14	12-2009	58,683.12
WADE, SUSAN DEA	VON HUMBOLDT	02-01-2011	32.03	06-2011	55,802.76
WAFER, WAYNE R	CW EDUC GENERAL	07-01-2010	16.08	11-2010	27,551.40
WAGNER, ELIZABETH MARIE	HS ATTENDANCE UNIT	08-01-2007	34.37	11-2008	71,182.80
WAGNER, JAMES CHARLES	TECHNOLOGY SVCS	08-01-2007	35.11	07-2008	70,667.64
WALDO, SANDRA SOPHIE	HAWTHORNE ACAD	07-01-2009	33.98	12-2010	55,711.68
WALKER, BESSIE B	HEALY	07-02-2007	34.19	04-2008	56,551.68
WALKER, BOBBIE JEAN	CW EDUC GENERAL	07-01-2010	20.33	01-2011	32,554.08
WALKER, CHRISTINE	FULTON	07-02-2007	25.18	05-2008	37,678.08
WALKER, DORETHA TAYLOR	WOODS ACADEMY	07-02-2007	32.73	01-2008	52,901.40
WALKER, LINDA EMPRESS	MORGAN	10-01-2010	35.20	11-2010	109,574.88
WALKER, MARVA L	LAWNDALE COMM ACA	09-01-2010	38.62	05-2011	64,766.52
WALKER, ROBBIE L	MELODY	07-02-2007	36.18	05-2008	51,970.20
WALKER, VIRGINIA R	CW EARLY CHILDHO	07-02-2007	34.18	08-2008	51,181.44
WALLACE, HELEN	ROOSEVELT H S	07-02-2007	45.00	07-2008	59,914.32
WALLACE, LIZZIE MARIE	MILTON BRUNSON	04-01-2008	10.80	08-2009	10,692.84
WALLACE, RUTH DIANNE	AREA INS OFFICE 1	08-02-2010	34.80	12-2010	89,310.12
WALLS, FRANK	CW EDUC GENERAL	07-01-2010	24.65	02-2011	42,006.48
WALLS, SCYDONIA ANN	MCCORKLE	10-01-2008	30.79	01-2010	51,492.96
WALLS, SYLVIA MAE	LANE TECH H S	07-01-2008	34.28	09-2009	51,497.16
WALLS, TYRONE	SUB TEACHER POSTAL	08-02-2010	14.88	02-2011	13,046.64
WALSKI, URSULA	CW EDUC GENERAL	12-01-2010	16.34	06-2011	23,687.16
WALTERS, GWENDOLYN MARY	HERNANDEZ MID SCHL	08-02-2010	7.56	12-2010	10,561.56
WALTERS, MALCOLM ALFRED	CASTELLANOS	07-01-2008	33.99	10-2009	53,562.48
WALTON, JEROME T	GRESHAM	07-01-2010	19.98	01-2011	34,467.00
WALTON, PORTIA GAYLE	WHISTLER	07-02-2007	34.94	06-2008	58,904.16
WALTON, RUBY L	LAWNDALE COMM ACA	07-02-2007	36.16	04-2008	51,970.20
WARD, ANITA M	BURNSIDE ACAD	08-01-2007	36.26	07-2008	85,965.12
WARD, ELEANOR ANN	BOUCHET ACADEMY	02-01-2010	35.00	06-2010	56,558.64
WARD, GAIL D	PRINCIPAL PREP/DE	08-01-2008	36.83	10-2009	108,662.64
WARD, JOY	CW EDUC GENERAL	08-01-2010	48.16	01-2011	61,691.64
WARD, LINDA	MADISON	07-02-2007	42.08	06-2008	54,265.56

WARD, LOIS.....	STEINMETZ A C	09-01-2010	27.87	12-2010	43,242.72
WARD, MARGARET S	CW SPEC SVCS SUP.....	07-02-2007	34.29	11-2008	40,848.00
WARD, SHARON DOYLE	GRAY	07-02-2007	34.64	04-2008	55,406.28
WARE, EARL L	CW EDUC GENERAL.....	10-01-2010	38.96	01-2011	98,910.12
WARE, SANDRA JEAN.....	FAIRFIELD ACADEMY.....	07-02-2007	33.95	07-2008	57,696.60
WARGACKI, JULIANNE MARIE.....	CW EDUC GENERAL.....	07-01-2008	32.94	09-2009	76,527.60
WARREN, KENNETH M.....	LANE TECH H S	07-02-2007	39.31	08-2010	51,974.52
WASHINGTON, CAROLYN B	CW EDUC GENERAL.....	08-01-2007	13.77	04-2009	11,718.96
WASHINGTON, CORENE STOUDELMIRE.....	KIPLING	08-01-2007	40.19	07-2008	95,838.72
WASHINGTON, HAZEL M	LELAND	07-01-2010	34.77	11-2010	58,381.92
WASHINGTON, INEZ CHARLENE.....	CW SPEC SVC IN/A.....	08-02-2010	35.86	10-2010	79,600.32
WASHINGTON, JOY JERLEAN	OVERTON	07-01-2009	24.45	12-2009	40,844.16
WASHINGTON, LENE.....	CW EDUC GENERAL.....	05-03-2010	14.30	01-2011	15,761.64
WASHINGTON, LYNETTE DARCEL.....	CHICAGO VOCATIONAL.....	07-01-2010	33.98	12-2010	58,928.28
WASHINGTON-CURRY, VELMA.....	SIMEON CAREER ACA.....	08-02-2010	24.50	05-2011	31,629.00
WASHINGTON-HUDSON, LILLIAN.....	DUNBAR VOC H S	07-01-2008	42.00	10-2009	66,711.84
WASSILKOWSKY, IONA H.....	NASH	07-02-2007	25.40	02-2009	38,059.68
WATANABE, MELVIN MASA HARU.....	HS DEVELOPMENT	08-01-2007	22.14	05-2008	48,468.36
WATERFORD, CHARLOTTE ELIZABETH.....	SCHOOL OF LEADRSH.....	08-01-2008	34.09	09-2009	58,210.44
WATERS WILLIAM, RUTHIE.....	CUFFE	07-02-2007	34.93	10-2010	57,185.16
WATKINS, JULIA E.....	WELLS HS	07-02-2007	34.10	06-2008	51,505.08
WATSON, LAWRENCE WILLIAM.....	VON STEUBEN METRO	08-01-2007	16.69	08-2008	28,788.84
WATSON, MARY DOLORES.....	SECOND CHANCE	07-01-2010	21.39	12-2010	39,330.72
WATSON, RICHARD JOUNOR	EXCEL - ORR HS	07-02-2007	35.00	06-2008	55,761.12
WATSON, SHARON ELIZABETH.....	BARRY	06-01-2007	15.08	08-2008	20,452.92
WATTS, CELESTINE.....	HYDE PARK ACAD H.....	11-02-2009	19.20	10-2010	45,400.68
WAYDA, GEORGIA.....	SAUCEDO SCHOL ACA	10-01-2010	20.26	12-2010	37,733.76
WAYNE, JILL.....	LANE TECH H S	08-01-2007	31.44	05-2008	52,741.56
WEAVER, ELIZABETH J	LEMOYNE	07-02-2007	35.00	06-2008	57,185.16
WEAVER, ROBERT HOWARD	SUMNER.....	07-02-2007	33.96	05-2008	51,509.40
WEBB, ANNA Y.....	CARTER	07-01-2008	34.52	09-2009	59,188.56
WEBER, ELAINE.....	HYDE PARK ACAD H.....	07-01-2009	35.10	12-2009	56,435.28
WEBER, MARIA GUADALUPE.....	SPRY	07-01-2010	34.26	10-2010	64,766.52
WEBER, STEPHEN ELDRIDGE.....	CW EDUC GENERAL.....	01-04-2010	5.30	04-2010	2,905.44
WEBER, WILLIAM JOHN	CW EDUC GENERAL.....	08-01-2007	36.05	11-2008	67,724.76
WEEMS, ETHEL L	CW EDUC GENERAL.....	03-01-2011	13.51	03-2011	17,574.72
WEGREN, RICHARD STANLEY	SCHURZ H S	07-02-2007	42.25	11-2008	54,261.00
WEIL, JILL ANN	COONLEY	10-01-2008	29.38	10-2009	46,781.76
WEIL, MARY ARLENE.....	ROBESON H S	07-02-2007	34.11	07-2008	59,938.20
WEILER, KATHY	FRANKLIN MAGNET.....	07-01-2010	34.53	11-2010	58,381.92

WEINTRAUB, RENEE BARBARAGREELEY07-02-2007	33.91	05-2008	51,974.52
WEISS, CATHY BSAYRE LANG ACAD07-01-2010	38.97	04-2011	65,317.32
WEISS, WILLIAM IRAPORTAGE PARK07-01-2009	31.66	01-2010	54,660.12
WEISSEG, JANET ANNYALE07-02-2007	35.54	10-2008	51,970.20
WEISSKOPF, MOLLIELAFAYETTE08-03-2009	33.26	12-2009	54,346.56
WEISSLER, AUDREYHIRSCH METRO H S07-02-2007	28.73	06-2008	48,184.20
WELLS, CAROL JHUMAN RESOURCES08-01-2007	33.50	07-2008	69,458.40
WELLS, MANILA ELAINERYERSON01-04-2010	20.11	05-2010	34,635.96
WENGER, JUDITHSTONE ACAD07-01-2008	34.22	10-2009	57,111.72
WERNER, FRANKHUBBARD H S07-02-2007	30.31	09-2008	48,981.96
WERNER, PETER DAVIDCW EDUC GENERAL04-01-2009	15.22	01-2010	25,573.08
WEST, EULALIE GENEVIEVECW HUMAN RES08-02-2010	27.10	02-2011	49,691.28
WEST, GLADYS MARIEBRADWELL07-01-2010	20.25	11-2010	34,643.64
WEST, LEWANDA WALLACESOUTHSIDE ACAD07-01-2009	34.29	06-2010	56,232.60
WEST, MICHAELCORLISS H S07-02-2007	35.96	08-2008	56,551.68
WEST, MYRTLE LASHAGRAY07-02-2007	34.49	06-2008	55,410.84
WEST-PAUL, SHERRYSTAGG08-01-2007	34.18	08-2008	93,075.36
WESTERBERG, DONNA LEEMARQUETTE, JAMES07-02-2007	34.01	04-2008	54,265.56
WESTON, JANICE MARIEWESTCOTT07-01-2009	34.19	01-2010	57,522.24
WESTON, VICTORIA ANNENOBEL07-01-2009	34.50	12-2009	59,415.24
WHEATLEY-STEBBINS, VICTORIA JRUGGLES07-02-2007	32.30	09-2007	46,302.24
WHITAKER, MISHELLE YOLONDACW EDUC GENERAL07-01-2010	11.07	09-2010	14,634.24
WHITAKER, PORTIA MARIEHIBBARD07-02-2007	31.36	04-2008	47,800.68
WHITE, ANNIE MLINCOLN PARK H S08-01-2007	36.51	06-2008	54,261.00
WHITE, EARGNEE WALTONNEW CES SCHOOL07-02-2007	42.49	08-2008	48,230.16
WHITE, JIMMIE RAYMATHER H S10-02-2006	34.02	10-2007	47,612.04
WHITE, LEANDRESCHICAGO VOCATIONAL07-02-2007	37.43	08-2009	57,645.12
WHITE, MICHAEL DELMARHARLAN COMM ACAD07-02-2007	24.66	11-2008	35,808.84
WHITE, SYLVIAHENDRICKS COMM AC08-01-2007	26.40	07-2008	48,832.32
WHITE, WILLIAM CLINTONHOWE10-01-2007	22.35	06-2008	33,895.32
WHITEHEAD, JEROLYN JOYCECW EDUC GENERAL12-03-2007	33.77	10-2009	51,211.56
WHITEN, REGINALDBOGAN TECH H S07-01-2010	35.47	11-2010	58,373.88
WHITENHILL, JOYCE ELAINECW EDUC GENERAL12-01-2010	28.68	05-2011	68,810.40
WHITESIDE, CHARLENE ELAINEDVORAK ACAD07-01-2010	33.31	10-2010	56,734.44
WHITING, CLYDE LEEAMUNDSEN H S07-02-2007	40.95	06-2008	51,699.36
WHITMAN, CARMELITADOUGLASS ACADEMY05-03-2010	34.28	07-2010	57,092.04
WHITNEY, BRENDA JOYCECW LITERACY01-02-2008	33.98	04-2009	58,011.72
WHITSON KANE, PATGARVY07-01-2010	37.83	01-2011	61,454.52
WICKLAND, DAVID MARCELFARRAGUT CAREER A07-02-2007	24.24	04-2008	36,926.76
WICKS, ELEANOR JEANKELVYN PARK H S07-02-2007	39.44	04-2008	65,318.16

WIDEGREN, CAROL LYN	LINCOLN PARK H S	08-02-2010	33.96	04-2011	91,609.56
WIEMANN, RUTHMARIE A	HITCH	10-01-2007	43.31	11-2008	53,877.24
WIENER, RICHARD WILLIAM	VON STEUBEN METRO	07-02-2007	28.48	05-2008	43,028.28
WIERZBICKI, RICHARD A	CURIE METRO H S	07-01-2010	34.05	04-2011	61,454.52
WIESMEYER, LINDA	HIBBARD	07-02-2007	41.51	06-2008	51,509.40
WIESNER, JACQUELINE	LYON	07-01-2008	28.75	09-2009	50,105.88
WILCOX, AZZIE	ATTUCKS	06-01-2009	23.20	06-2011	32,519.52
WILCZYNSKI, AIDA VILMA	LANG & CULTURAL E	08-01-2008	32.28	10-2009	73,888.80
WILEY, LINDA DIANE	FOREMAN H S	07-02-2007	36.81	04-2008	55,356.84
WILKES, DEMETRICE	CW EDUC GENERAL	02-01-2011	32.60	06-2011	54,117.12
WILLETT, WALDA LOUISE	METCALFE COMM ACA	07-02-2007	34.00	04-2008	54,168.36
WILLIAMS, ANNA CAROL	JOHNS ACADEMY	11-01-2007	25.53	11-2008	38,407.08
WILLIAMS, ANNETTE M	CW EDUC GENERAL	08-01-2008	33.60	03-2010	19,231.68
WILLIAMS, BARBARA E	COPERNICUS	07-02-2007	30.03	04-2008	46,771.08
WILLIAMS, BARBARA A	WILLIAMS MULTIPLE	08-01-2007	37.80	10-2008	87,535.44
WILLIAMS, BESSIE L	ATTUCKS	07-02-2007	38.48	06-2009	53,436.00
WILLIAMS, BETTY ANN	COOK	08-01-2008	34.82	04-2010	53,767.32
WILLIAMS, CAROLYN JEAN	CW EDUC GENERAL	09-01-2010	16.05	01-2011	14,440.80
WILLIAMS, CLAIRE LOUISE	CW EARLY CHILDDH	06-01-2010	23.51	12-2010	51,303.00
WILLIAMS, CLARENCE	TILDEN H S	07-01-2009	34.58	03-2010	57,883.32
WILLIAMS, DEBORAH BUGG	CW EDUC GENERAL	08-01-2007	34.03	08-2008	73,770.00
WILLIAMS, DEBOREE DELORES	BARNARD	08-01-2008	28.57	04-2011	44,897.88
WILLIAMS, ELIZA	CALUMET ACAD H S	08-01-2007	34.15	07-2008	74,797.32
WILLIAMS, ELLEN	CW EDUC GENERAL	11-02-2009	9.85	09-2010	5,969.40
WILLIAMS, ERNESTINE MARIE	WASHINGTON H	07-01-2007	33.98	06-2008	51,505.08
WILLIAMS, EVELYN N	WOODSON SOUTH CPC	08-01-2007	41.66	11-2008	57,040.44
WILLIAMS, EVELYN LORETTA	TILTON	07-02-2007	35.57	10-2008	57,572.04
WILLIAMS, GERALDINE MARIE	MCKAY	08-03-2009	29.01	04-2010	46,908.96
WILLIAMS, GERALDYNE S	CW EDUC GENERAL	07-02-2007	38.82	08-2008	54,968.16
WILLIAMS, JEAN	BOUCHET ACADEMY	07-01-2010	37.28	09-2010	63,182.16
WILLIAMS, JESSIE L	AREA INS OFFICE 1	04-01-2010	37.29	10-2010	70,713.00
WILLIAMS, JOSEPH BONDOKAI	BETHUNE	07-02-2007	25.90	06-2008	39,593.88
WILLIAMS, KENNETH RANDALL	TANNER	12-01-2009	19.30	03-2010	29,917.44
WILLIAMS, LAYREESE	SULLIVAN SPECIALT	08-01-2007	35.56	07-2008	84,806.88
WILLIAMS, LINDA RUTH	HUMAN RESOURCES	08-01-2007	38.09	07-2008	71,099.88
WILLIAMS, LORRAINE B	PARKMAN	07-01-2009	48.44	01-2011	55,711.68
WILLIAMS, MELVIN	CW EDUC GENERAL	11-01-2007	12.10	07-2008	4,552.92
WILLIAMS, PAMALA GENEEN	O'TOOLE	05-03-2010	24.40	05-2011	38,864.76
WILLIAMS, PATRICIA CLOTHILDE	GUGGENHEIM	08-01-2007	33.31	08-2008	74,165.64
WILLIAMS, PATRICIA ANN	SCHOOLS & REGIONS	08-01-2008	34.94	09-2010	88,185.48

WILLIAMS, PINKNEY LONIELL.....	KING COLLEGE PREP.....	10-02-2006	42.86	08-2009	63,598.92
WILLIAMS, REGINALD WADE.....	CW SPEC SVCS SUP.....	09-04-2007	37.14	05-2011	69,133.80
WILLIAMS, SHIRLENE.....	CHICAGO VOCATIONAL.....	07-02-2007	33.95	05-2008	53,877.24
WILLIAMS, VIVIAN ANNETTE.....	CW EDUC GENERAL.....	04-01-2009	20.00	02-2010	25,413.60
WILLIAMS, WILLIE.....	ROOSEVELT H S.....	07-02-2007	22.48	08-2008	35,212.56
WILLIAMS, YVONNE DELORIS.....	CW EARLY CHILDHO.....	07-02-2007	33.58	06-2008	50,912.52
WILLIAMS, YVONNE M.....	HEFFERAN.....	11-01-2007	21.13	08-2008	34,678.08
WILLIAMS, ZAKIYA ALLEN.....	ROBESON H S.....	08-01-2008	28.78	09-2009	50,198.76
WILLIAMS-MCCONNELL, FRANCES D.....	POWELL.....	08-01-2007	50.36	07-2008	99,746.40
WILLIAMSON, GWEN MARTIN.....	REVERE.....	08-02-2010	22.39	02-2011	39,661.20
WILLIAMSON, KATHERINE ANNE.....	BOGAN TECH H S.....	07-01-2009	35.74	12-2009	55,711.68
WILLIAMSON, LEROY.....	CW EDUC GENERAL.....	07-01-2009	26.07	01-2011	42,511.20
WILLIAMSON, SHEILA SHERYL.....	CW EDUC GENERAL.....	09-01-2010	32.17	10-2010	51,051.36
WILLIS, FREEMAN.....	MADISON.....	07-01-2008	14.33	11-2009	23,525.76
WILLIS, MARILYN.....	SOUTH LOOP BR.....	02-01-2011	38.65	05-2011	56,563.92
WILLMORE, FLOYD EARL.....	LINCOLN PARK H S.....	07-02-2007	34.93	06-2008	57,697.08
WILLS, SUSAN POLLARD.....	CW EDUC GENERAL.....	07-02-2007	33.95	06-2008	61,565.16
WILSON, BETTY GENE.....	CW SPEC SVCS SUP.....	08-01-2007	35.01	07-2008	66,434.16
WILSON, CARMELITA HAWKINS.....	LENART.....	10-02-2006	28.76	12-2008	45,895.56
WILSON, GAIL LYNN.....	LINCOLN PARK H S.....	07-02-2007	34.91	07-2008	57,696.60
WILSON, GERALDINE CAMILLE.....	WARREN.....	07-02-2007	34.39	05-2008	54,915.00
WILSON, KAREN CHRISTINE.....	AREA INST OFFICE.....	09-01-2009	34.39	04-2011	86,331.12
WILSON, LACELE.....	CW EDUC GENERAL.....	06-01-2009	6.90	03-2010	3,849.24
WILSON, WILLIAM THOMAS.....	HUBBARD H S.....	07-02-2007	34.31	08-2008	69,236.04
WILSON, WILLIE MAE.....	ATTUCKS.....	07-02-2007	38.80	06-2008	57,180.48
WILSON-EPPS, JOAN.....	CW EDUC GENERAL.....	08-01-2007	36.53	07-2008	88,201.32
WIMES, JAMES ELLIS.....	CW EDUC GENERAL.....	04-01-2008	13.96	09-2009	30,902.28
WINFIELD, AIDA FLORITA.....	LELAND.....	07-01-2008	34.47	02-2011	53,569.68
WINSLOW, FELIX PAUL.....	LAS CASAS OCC H S.....	08-01-2008	39.71	11-2009	87,387.00
WINSTON, GLORIA.....	CW EARLY CHILDHO.....	07-02-2007	33.34	05-2008	50,394.24
WINSTON, ROSALYN E.....	DISNEY MAGNET.....	03-03-2008	35.56	09-2009	54,513.12
WINTERS, ANNA N.....	SIMEON CAREER ACA.....	11-01-2007	34.62	10-2008	53,600.52
WIRTH, JILL RASEY.....	AVALON PARK.....	08-01-2008	36.50	10-2009	55,903.68
WISE, LONNIE CHARLES.....	CW EDUC GENERAL.....	05-01-2009	5.90	02-2010	2,245.44
WISER, JEROME MCKINLEY.....	HARLAN COMM ACAD.....	07-01-2009	27.19	01-2010	40,884.36
WISHNEY, LINDA AUDREY.....	DISNEY MAGNET.....	07-02-2007	27.16	04-2008	42,056.16
WITSCHY, NATASHA RAE.....	HOLMES.....	07-02-2007	37.64	04-2008	55,410.84
WITTENBERG, DEAN LAWRENCE.....	DUNBAR VOC H S.....	07-01-2009	29.17	01-2010	50,416.68
WOERTHWEIN, SUSAN R.....	SICK LEAVE.....	07-01-2010	11.93	06-2010	14,046.24
WOHLREICH, JANE F.....	FIELD.....	07-01-2008	7.05	07-2008	8,288.04

WOJCIK, PAMELA MARY.....	YOUNG MAGNET H S.....	07-02-2007	31.00	04-2008	50,968.44
WOJTAK-SEASLY, CHRISTINE MARIE.....	FINKL.....	07-01-2008	35.15	09-2009	59,205.48
WOJTON, GARY W.....	PETERSON.....	07-02-2007	33.87	09-2010	55,690.68
WOLF, JEANNINE MARIE.....	LAWNDALE COMM ACA.....	04-01-2010	41.09	01-2011	100,440.60
WOLF, MARLA LYNN.....	PULASKI ACADEMY.....	08-02-2010	21.00	01-2011	40,611.60
WOLFE, ALONZO.....	DELANO.....	03-01-2010	7.61	12-2010	12,135.00
WOLFF, JOAN DIANE.....	DARWIN.....	07-02-2007	27.64	07-2008	41,761.44
WOMACK, BERNIA FAY.....	FENGER ACAD H S.....	08-03-2009	38.43	01-2010	69,431.04
WOMACK, BETH CAROL.....	GUNSAULUS ACADEMY.....	07-02-2007	36.19	07-2008	56,499.36
WOMACK, YVONNE GRADIES.....	AREA INS OFFICE 1.....	08-01-2008	38.23	06-2011	111,592.80
WONG, CHRISTOPHER LAI.....	KELLY H S.....	01-03-2011	13.08	03-2011	21,167.88
WONG, ELTHA M.....	LANE TECH H S.....	07-02-2007	44.74	06-2008	57,701.40
WOO, DEBORAH JOY.....	SHERIDAN MAGNET.....	07-01-2010	35.36	12-2010	58,878.72
WOODALL, CATHERINE R.....	NATL TCHRS ACAD.....	08-03-2009	34.24	11-2009	83,328.00
WOODARD, ERIC LEWIS.....	HARLAN COMM ACAD.....	02-02-2009	21.25	02-2010	28,198.44
WOODRUFF, ARCHETTA MARIE.....	ATTUCKS.....	07-01-2010	34.42	12-2010	64,253.28
WOODRUFF, GWENDOLYN.....	METCALFE COMM ACA.....	07-02-2007	34.32	04-2008	51,970.20
WOODS, DORIS EVELYN.....	DUNBAR VOC H S.....	07-01-2007	42.26	08-2008	53,779.92
WOODS, GARNETT.....	CHAPPELL.....	07-02-2007	36.31	06-2008	57,696.60
WOODS, HELEN CLAIR.....	WEST PULLMAN.....	07-01-2008	33.53	10-2009	59,202.84
WOODS, JO ANN THOMAS.....	BEST HIGH SCHOOL.....	08-01-2008	34.02	10-2009	96,125.28
WOODS, LORAINÉ.....	CW EDUC GENERAL.....	08-01-2008	22.10	11-2009	48,329.88
WOODS, MARY ELIZABETH.....	OROZCO ACADEMY.....	07-01-2010	21.14	11-2010	38,581.80
WOODS, MAURIANN MCGEE.....	CW SPEC SVCS SUP.....	11-03-2008	10.72	09-2010	13,655.04
WOODS, WILLIE M.....	NETTELHORST.....	07-02-2007	23.22	10-2008	34,596.96
WOODSON, DONNA POLLARD.....	MARQUETTE, JAMES.....	03-02-2009	15.23	12-2009	23,100.96
WOODSON, PATRICIA ANN.....	PRINCIPAL PREP/DE.....	08-01-2009	34.43	01-2010	95,754.24
WOOLEY, TYREE.....	AUSTIN COMM H S.....	07-02-2007	37.16	07-2008	60,869.04
WOOLFOLK, SANDRA L.....	FOREMAN H S.....	08-01-2007	37.03	07-2008	86,654.04
WOOLFORK, PEARL J.....	TILL, EMMITT.....	07-02-2007	42.95	05-2008	51,970.20
WOYNEROWSKI, JEROME JOSEPH.....	WELLS HS.....	03-01-2010	24.11	09-2010	39,464.64
WRIGHT, GRACE ELIZABETH.....	STEINMETZ A C.....	07-02-2007	21.48	06-2008	36,121.92
WROBLEWSKA, JADWIGA HELENA.....	EDWARDS.....	03-01-2010	16.72	12-2010	30,353.16
WYATT, BARBARA COOPER.....	CW EDUC GENERAL.....	07-01-2010	14.60	10-2010	13,246.44
WYNNE, RICHARD.....	SUB POSTAL SERVICE.....	11-01-2005	35.46	05-2010	65,871.48
WYSKIEL, NADEENE CAROL.....	JUNGMAN.....	07-02-2007	35.25	04-2008	56,045.76
YACULLO, EILEEN ANN.....	HAUGAN.....	07-02-2007	33.08	04-2008	53,759.88
YAMAGIWA, GARY K.....	SENN METRO ACAD.....	07-01-2008	34.91	10-2009	53,569.68
YCOY, NAOMI ALCARAZ.....	LLOYD.....	07-01-2010	9.51	09-2010	12,845.64
YERGOVICH, STEVE THOMAS.....	BOUCHET ACADEMY.....	08-02-2010	36.45	10-2010	56,108.64

YISRAEL, MARVIA JEAN	HENDERSON	07-01-2010	34.65	04-2011	58,381.80
YOFFE, ALAN JAY	MATHER H S	09-01-2009	23.26	04-2010	39,906.72
YOUNG, CAROLYN FAY	MARCONI COMM ACAD	07-02-2007	36.56	06-2008	57,645.12
YOUNG, ELLICE S	MOOS	07-01-2008	33.96	10-2009	53,569.68
YOUNG, SHIRLEEN	METCALFE COMM ACA	07-02-2007	32.29	07-2008	50,932.92
YOUSIF, JOANN	ROOSEVELT H S	07-02-2007	30.00	05-2008	48,233.40
YU, LINA SU	CW SPEC SVCS SUP	07-02-2007	34.55	12-2009	65,370.24
YUHAS, JUNE M	SUB TEACHER POSTAL	10-01-2008	27.55	12-2008	15,626.64
YUNEVICH, KAREN JEAN	CW SPEC SVCS SUP	07-02-2007	22.19	06-2008	37,303.56
ZAGORSKI, DONNA ROSEANNE	MONROE	07-01-2009	34.02	12-2009	56,435.28
ZAGORSKI, RONALD KEITH	SCHURZ H S	07-01-2009	35.09	12-2009	56,435.28
ZAK, JANET MARY	BYRNE	08-01-2007	39.08	07-2008	83,655.36
ZAK, SUSAN MARIE	SHERIDAN MAGNET	07-02-2007	34.33	07-2008	53,794.56
ZAKAS, HERMINE C	DRUMMOND	08-02-2010	33.84	02-2011	64,020.48
ZALE, JOSEPH STANLEY	JONES COLL PREP H	07-02-2007	34.06	06-2008	54,261.00
ZALKUS, JUDITH EMILY	SONGHAI	07-01-2010	33.00	11-2010	56,505.60
ZANDER, CATHLEEN MYRA	FRANKLIN MAGNET	07-01-2008	34.32	04-2010	58,292.28
ZANDERSONS, KENT	CW EDUC GENERAL	11-02-2009	8.48	03-2010	4,723.32
ZANIO, ROBERT E	CHICAGO VOCATIONAL	07-01-2008	8.52	02-2010	9,276.48
ZAVALA, RICARDO	HURLEY	07-01-2008	33.92	10-2009	56,819.04
ZAVISKA, MELINDA	BYRNE	07-02-2007	22.24	07-2008	36,785.28
ZAWILA, PAMELA MAE	CW EDUC GENERAL	11-01-2010	17.37	02-2011	45,602.64
ZEDERMAN, LINDA AISENBAUM	PULASKI ACADEMY	07-01-2010	34.18	10-2010	60,930.48
ZEIDMAN, IRENE	CW EDUC GENERAL	07-01-2008	34.05	09-2009	53,502.48
ZEILER, MARY PATRICIA	O'TOOLE	08-01-2007	19.60	07-2008	29,616.60
ZEITLER, PAUL ROBERT	AREA INS OFFICE 1	09-01-2009	34.73	06-2010	108,289.92
ZELTMANN, MARY L	JACKSON ACAD	08-01-2007	36.89	07-2008	101,056.56
ZEMBA, PATRICIA A	COURTENAY	08-02-2010	48.15	01-2011	107,690.52
ZEREBINY, EDRIS MARGARET	NORWOOD PARK	07-02-2007	41.44	11-2008	56,499.36
ZIEGLER, MARY ELLEN	MURRAY LANG ACAD	07-02-2007	34.28	04-2008	51,970.20
ZIEMAN, TERRY-LYNN MILDRED	SKINNER	12-03-2007	34.64	11-2009	62,519.28
ZIEMBA, BETTI J	HYDE PARK ACAD H	10-01-2009	34.28	09-2009	46,889.52
ZIEMIALKOWSKI, GEORGE FRANCIS	RYERSON	07-01-2009	39.85	10-2010	58,764.96
ZITA, SHARON ANN	HEARST	08-02-2010	26.18	04-2011	45,100.80
ZYDOWSKY-HOLYK, KATHLEEN ANN	PRESCOTT	07-01-2008	32.76	10-2009	51,411.12
ZYGADLO, DENNIS JOSEPH	KENWOOD ACAD H S	07-01-2010	26.64	12-2010	47,364.84

Count of Pensions: 3,391

Total Pensions:

182,857,164.36

Average Pension:

53,924.26

Average Service Years:

31.06

Reciprocal Retirement Pensions

08/01/2011 through 08/31/2011

Name of Member	School or Final Status	1st Check Date	Years of Service	Effective Date	Annual Pension
AGUILAR, OTILIO R	CARPENTER	08-01-2011	9.90	07-04-2011	11,070.36
* BANGER, SANDRA	KEY	08-01-2011	19.34	07-03-2011	51,196.44
BUTCHER, LARRY L.....	FORMER TEACHER.....	08-01-2011	1.90	08-08-2001	368.88
CAMPS, MARI	SUB TEACHER POSTAL.....	08-01-2011	8.02	06-10-2011	9,489.00
* CASAS, FRANCISCA	OROZCO ACADEMY.....	08-01-2011	17.99	07-03-2011	45,490.20
CASTY, JANE N.....		08-01-2011	11.40	06-01-2011	21,467.64
CITERA, LYNDA W	FORMER TEACHER.....	08-01-2011	3.07	06-10-2011	7,047.24
COSTANZO, JOANNE	FORMER TEACHER.....	08-01-2011	9.28	06-08-2011	12,076.80
* COUCH, LYDIA CLAY	CW EDUC GENERAL.....	08-01-2011	33.88	07-01-2011	53,194.44
* DERENZIS, RONALD S.....	MONTEFIORE SPECIA.....	08-01-2011	8.29	07-03-2011	13,757.52
DIGANGI, PATRICIA M	FORMER TEACHER.....	08-01-2011	6.90	06-08-2011	18,989.16
* DRAPER, CAROLYN BERNITA	CULLEN	08-01-2011	21.86	07-03-2011	55,675.68
* ESCAMILLA, MARINA SU	CW EARLY CHILDHO.....	08-01-2011	20.20	07-03-2011	29,626.92
* GIBSON, BARBARA A	WESTINGHOUSE CAR.....	08-01-2011	12.61	07-16-2011	11,705.28
GILMAN, BRENDA H	FORMER TEACHER.....	08-01-2011	13.28	06-07-2011	20,065.92
* GRECO, LILIAN ESTELA	PLAMONDON.....	08-01-2011	23.63	07-03-2011	40,060.44
* HERMES, MICHAEL E.....	WALTER PAYTON.....	08-01-2011	10.19	07-03-2011	21,472.80
* HOLZMAN, NESSA ELAINE.....	CASALS PABLO.....	08-01-2011	18.05	07-03-2011	30,326.28
* JANTZ-NGAIYAYE, MARIEDITH LEIANE.....	MAY COMM ACAD.....	08-01-2011	15.27	07-01-2011	21,795.24
* JONES, GAIL KAREN	DOUGLASS ACADEMY.....	08-01-2011	9.54	10-10-2010	13,654.80
* KALLAS, JOSEPH GEORGE	AREA INST OFFICE.....	08-01-2011	20.33	07-03-2011	62,614.68
* KOBILCA, VIRGINIA.....	CICS - PRAIRIE CAMPUS.....	08-01-2011	14.06	07-03-2011	38,501.40
KORMAN, MARCIA Z.....	FORMER TEACHER.....	08-01-2011	1.95	04-11-2011	1,388.64
* KROGER, HOLLYE M.....	VAUGHN OCC H S.....	08-01-2011	17.24	07-01-2011	26,075.52
* KUSEK, CLAUDIA JEAN	FIELD.....	08-01-2011	22.66	07-01-2011	41,377.44
LISS, PATRICIA A.....	FORMER TEACHER.....	08-01-2011	1.00	06-15-2011	1,729.44
MANDELL, THERESA K.....	FORMER TEACHER.....	08-01-2011	2.00	06-14-2011	2,818.20
* MARSHALL, GERALYNN	OFFICE OF READING.....	08-01-2011	33.17	07-03-2011	61,810.92
* METZGER, JUDITH KLEIN	COURTENAY.....	08-01-2011	16.49	07-01-2011	50,589.00
* MUHR, JOHN ARTHUR.....	STEINMETZ A C.....	08-01-2011	24.21	07-01-2011	45,173.88

* Denotes preliminary pension

* NOONAN, MARY BETHCW SPEC SVCS SUP08-01-2011	25.31	07-01-2011	47,161.44
* PATTERSON, JANICE ANNEPICKARD08-01-2011	15.84	07-01-2011	23,638.56
* POWELL, MARSANDRAMORRILL08-01-2011	31.28	07-03-2011	70,936.80
* RENDER, MARSHA ROBINCW EDUC GENERAL08-01-2011	20.35	07-01-2011	33,070.32
* RUSSELL, MATTIE LEEGAGE PARK H S08-01-2011	32.27	07-03-2011	71,046.96
* SANTIAGO, MARIACW OFFICE OF SCIENCE08-01-2011	33.08	07-03-2011	66,585.00
* STEPANCIC, ALVA MARIEBARNARD08-01-2011	21.36	07-03-2011	40,971.12
* TELLEZ, ANDREW JULIOFINKL08-01-2011	29.16	07-03-2011	61,305.84
* TIERNAN, ELLEN MICHELLEFOREMAN H S08-01-2011	19.37	07-01-2011	26,207.28
WASSERSTROM, SAM AFORMER TEACHER08-01-2011	3.60	05-28-2011	6,262.32
WEISMAN, LEE MFORMER TEACHER08-01-2011	9.70	06-11-2011	28,031.64
* WEISS, MARC FRANCIATCW SPEC SVCS SUP08-01-2011	19.27	07-01-2011	38,218.68
* WELLS, PAMELACW SPEC SVC IN/A08-01-2011	25.65	07-03-2011	50,462.40

Count of Service Retirement Pensions: 43	Total Service Retirement Pensions:	1384508.52
	Average Pension:	32,197.87
	Average Service Years:	16.6

Survivors' Pensions
08/01/2011 through 08/31/2011

Name of Member	1st Check Date	Years of Service	Effective Date	Annual Pension
ANTONOVITS, MICHAEL <i>(HUSBAND OF ARLENE G ANTONOVITS)</i>	08-01-2011	28.80	06-01-2011	12,794.40
ARCHIE, MAIZELLE C <i>(WIFE OF JERRY L ARCHIE)</i>	08-01-2011	30.00	04-01-2011	28,953.12
BRAASCH, MARY RITA <i>(WIFE OF ROBERT J BRAASCH)</i>	08-01-2011	37.20	06-01-2011	34,013.88
CLARIZIO, MARY A. <i>(WIFE OF JERRY A CLARIZIO)</i>	08-01-2011	29.00	07-01-2011	18,201.36
COLTMAN, JAMES E. <i>(HUSBAND OF CAROLE G COLTMAN)</i>	08-01-2011	34.50	06-01-2011	21,005.16

* Denotes preliminary pension

FOWLER, MARLIS L.....	08-01-2011	35.10	06-01-2011	27,936.36
<i>(WIFE OF CARL FOWLER)</i>				
JOHNSON, SANDY L.....	08-01-2011	38.00	07-01-2011	26,683.92
<i>(HUSBAND OF LENZORA JOHNSON)</i>				
KLEIN, EDITH.....	08-01-2011	39.90	05-01-2010	26,566.08
<i>(WIFE OF ALFRED KLEIN)</i>				
KRAMER, ALBERT H.....	08-01-2011	23.83	07-01-2011	20,671.80
<i>(HUSBAND OF RONNA L KRAMER)</i>				
MILLER, DARLENE.....	08-01-2011	33.95	04-17-2011	27,927.60
<i>(WIFE OF STEPHEN MURRY MILLER)</i>				
PETERSON, CHARLES A.....	08-01-2011	37.00	06-01-2011	23,559.12
<i>(HUSBAND OF CLEO B PETERSEN)</i>				
ROGERS, RAYMOND.....	08-01-2011	37.25	07-01-2011	29,338.68
<i>(HUSBAND OF DARETTA R ROGERS)</i>				
SCHUSTER, LORRAINE M.....	08-01-2011	33.00	07-01-2011	29,605.44
<i>(WIFE OF FREDERIC SCHUSTER)</i>				
STEINBACH, JOHN M.....	08-01-2011	2.70	06-01-2011	4,800.00
<i>(HUSBAND OF ROBIN M STEINBACH)</i>				
STEPHENSON, SR., ROBERT L.....	08-01-2011	34.40	07-01-2011	34,267.44
<i>(HUSBAND OF HOLLY GRONN STEPHENSON)</i>				
TAYLOR, EUGENE A.....	08-01-2011	44.40	06-01-2011	29,368.56
<i>(HUSBAND OF NATALIE D BAILEY)</i>				
TUCKER, CALVES RUTH.....	08-01-2011	32.90	06-01-2011	23,450.76
<i>(WIFE OF JAMES E TUCKER)</i>				
WILKINS, HARRY E.....	08-01-2011	31.40	06-01-2011	31,042.92
<i>(HUSBAND OF NORMA G WILKINS)</i>				
WILSON, ROBERT.....	08-01-2011	16.00	06-01-2011	9,558.84
<i>(HUSBAND OF FLORENCE M WILSON)</i>				

Count of Survivors' Pensions: 19

Total Survivors Pensions:

459,745.44

Average Pension:

24,197.13

Average Service Years:

31.54

Summary of Pensions Granted
08/01/2011 through 08/31/2011

Type of Retirement Pension	At this Meeting	Total Approved this Fiscal Year
PENSIONS	248	647
RECIPROCAL	43	98
SURVIVOR	19	38
REVERSIONARY	0	0

Cancellation of Pensions

The Committee on Claims and Service Credits reported that pursuant to the law, the pensions of the following persons were cancelled upon the date of attainment of legal age. The Committee recommended that the cancellations shown below be confirmed and reported in the proceedings of this meeting.

08/01/2011 through 08/31/2011

Name of Member	Reason	Type of Pension	Rate of Pension	Date Cancelled
BOLTON NICOLE C	EXCEED AGE LIMIT	SURVIVORSHIP - STEP W/2.2300.00		08-31-2011

Count of Cancelled Pensions: 1

Death Benefits

The Committee on Claims and Service Credits reported that documents pertaining to claims for death benefits were examined and verified, and recommended approval.

In support of these claims, the Committee reported that death benefits were for persons whose dates of death were certified and whose heirs, beneficiaries, administrators or executors furnished proper evidence to receive such payments.

08/01/2011 through 08/31/2011

SINGLE PAYMENT OF DEATH BENEFIT

DECEASED	BENEFICIARY	
ANDERSON, FRANCES S	THOMAS MICHAEL HEARTY	1,666.67
ANDERSON-BOYD, ELAINE	MATINA ALIMA LUTFI	1,666.67
	GHANIYYA JALILA LUTFI	1,666.67
	KHALIL W LUTFI	1,666.66
AUKSI, URVE	WILLIAM V AUKSI	1,666.67
	ASTRID JAANSON	1,666.67
BANKS, MALCOLM E	MALCOLM E BANKS II	2,500.00
	DALANDA VALENCIA BANKS-LINCOLN	2,500.00
BASS, RICHARD L	PORTIA E DAVIS	1,666.67
	YVONNE M MATTHEWS	1,666.67
	VIRGINIA B MORTON	1,666.66
BRUCE, RUSSELL B	KATHLEEN M BRUCE	5,000.00
CARRAO, GWENDOLYN K	JOSEPH K CARRAO	5,000.00
CHARLES, HAROLD E	DEBRA O DAVENPORT	1,666.67
	THERESA H CHARLES	1,666.67
CHARLES, JEANETTE	PEGGY JOY CHERNOFF	5,000.00
DAUGHERTY, LOUISE	LOUISE G DAUGHERTY TRUST	5,000.00
DENVIR, SUZANNE M	ANN DENVIR	1,666.66
	ELIZABETH A DENVIR	1,666.66
	MICHAEL R DENVIR	1,666.66
	QUINN J DENVIR	1,666.66
	ROBERT E DENVIR	1,666.66
	ROBERT F DENVIR	1,666.66
DILLARD, ALYCE C	RICHARD E MASON	5,000.00
DOUGLASS, MARION R	ELLEN E DOUGLASS	1,000.00
	ROBERT J DOUGLASS	1,000.00
EKHOLM, RUTH M	KATHRYN A HESSEFORT	1,250.00
	ERIK A HESSEFORT	1,250.00

GARMON, ADOLPHUS	NORMA J. GARMON	5,000.00
GOLDBERG, HOWARD	ILYNE L. GOLDBERG	5,000.00
GOLDMAN, JANIS	JAY N GOLDMAN	5,000.00
GREEN, GENE	BETTY A GREEN	2,500.00
HALE, HAROLD DALE	JEWEL HALE	10,000.00
HOBBS, MARVIN D	MARY FRANCES HOBBS	5,000.00
HOLICKY, BLANCHE A	BRUCE J HOLICKY	5,000.00
HUNTER, JOSEPHINE	DOROTHY H HINES	1,666.67
	MICHAEL ADRIAN HUNTER	1,666.66
JOHNSON, CAROLYN A	JAMIL D JOHNSON	5,000.00
JOHNSON, JEANETTE	RUTH E JOHNSON	5,000.00
KORER, STEVEN E	JULIE J KORER	5,000.00
KRZAN, MARGHERITA	CAROLINA M GAMBER	1,666.66
LA FORCE, BRUCE	CHRISTINE E. LAFORCE	5,000.00
LEE, BERNICE S	MITCHLON S LEE	1,666.67
LEPKIN, MILTON	LEPKIN REVOCABLE TRUST	5,000.00
LEVIN, ANNE A	JUDY MAE CARTONI	2,500.00
	SCOTT R LEVIN	2,500.00
LIAMETZ, RUTHE	GORDON LIAMETZ	1,666.66
LIPMAN, JOY B	MARC J LIPMAN	1,250.00
MCCOY, JOYCE M	ANAYA L MCCOY	1,666.67
	NATALIE L MCCOY	1,666.67
	WILLIAM D ROBERSON II	1,666.66
MIKA, CASIMIR J	RITA J WALASZEK	5,000.00
O'DONNELL, ALICE C	LAWRENCE J. O'DONNELL	5,000.00
OLSON, HARRIET T	ESTATE OF HARRIET T OLSON	5,000.00
PENA, BERNARDO	JUANITA R PENNA	5,000.00
RADEMACHER, KATHLEEN D	JOHN J RADEMACHER	2,500.00
RANDALL, CHARLES R	SHERVIA JEAN RANDALL	5,000.00
ROBERTS, JOHN V	JOHN V ROBERTS TRUST	5,000.00
ROGERS, VHANESSE L	JEWRELL ROGERS JR	2,500.00
	MORRIS A ROGERS	2,500.00
SHIRAISHI, MITS	MAY SHIRAISHI	5,000.00
SIMS, BARBARA B	COREY D GREEN	2,500.00
	DELETHA M GREEN	2,500.00
SIMS, JEANNETTE S	GAIL M PARRISH	1,666.66
	DIANA L EMBIL	1,666.67
SISCO, ANN	EUGENE F SISCO	5,000.00
SULLIVAN, MARIE E	SUSAN M LIMANOWSKI	1,666.67
	JAMES P SULLIVAN	1,666.67

TAYLOR, MARYETTA	JAMES A TAYLOR	5,000.00
THORNTON, MADGE M	EDGAR T THORNTON III	1,666.66
TUCKER, KENNETH W	KENNETH H TUCKER	1,666.67
VONCKX, LAWRENCE G	MARY H VONCKX	2,500.00
WALKER, ROSETTA B	JACQUELINE R HARRIS	2,500.00
WRIGHT, JOHNYCE J	LIONEL J HORTON JR	2,500.00
WURUM, EVELYN G	DIANE W WILLIAMS	2,500.00
	CATHERINE A HORAN	5,000.00
		<u>\$227,416.63</u>

REFUND OF CONTRIBUTIONS

BERBAS, ANGELINE	ESTATE-ANGELINE BERBAS	58,876.15
DENVIR, SUZANNE M	ROBERT E DENVIR	1,917.64
	ROBERT F DENVIR	1,917.64
	QUINN J DENVIR	1,917.68
	MICHAEL R DENVIR	1,917.64
	ANN DENVIR	1,917.64
	ELIZABETH A DENVIR	1,917.64
		<u>\$70,382.03</u>

COMBINED DEATH BENEFIT

MITCHELL, KATHLEEN ANNE	JOHN T MITCHELL	21,054.83
		<u>\$21,054.83</u>

GRAND TOTAL OF ALL DEATH BENEFITS\$318,853.49**Refunds**

The Committee on Claims and Service Credits reported that documents pertaining to claims for refunds, listed herewith, were examined and verified, and recommended approval thereof. In support of these claims, the committee reported that: 2.2 excess contributions represent the additional amount contributed after 34 years of service refundable upon retirement provided the member does not choose the augmented pension rate; contract overpayments and refunds represent reductions and withdrawals of previously validated optional service and 2.2 upgrade contributions; excess contributions represent deductions outside of the statutory requirements; termination and other refunds are for persons no longer employed as members of the teaching force and, survivor contributions are for members with no eligible survivors at the time of retirement.

08/01/2011 through 08/31/2011

2.2 Excess Contributions

CRITE, EMMA JANE	3,611.67
DONOHUE, YVONNE ROSE	4,018.80
LEONARD, KRISTINE KAY	3,035.68
WOODSON, GLORIA	9,074.10
TOTAL 2.2 EXCESS CONTRIBUTIONS	<u>19,740.25</u>

Contract Overpayment

BAILEY, SHELLY ANN	2,306.26
CALVEY, JANICE M	55.41
DORSEY, MARY LEE	14,008.80
DOYLE, LINDA IRENE	145.63
HARMON, LINDA GATES	21.24
JONES, LENNIE BASS	2,109.78
LEBOY, MARILYN VICKY	14,119.60
NETTLES, PATRICIA LOUISE	20.86
NOONAN, MARY BETH	7,354.80
NOWAK, MARCIA E	14,941.37
PANDEL, DOROTHY DREW	2,413.43
SCHNEIDERMAN, RENEE SUE	8,791.80
STANCIK, MARYANN	16,670.96
VOLK, KATHERINE A	12,172.79
YOUNG, WANDA JACKSON	13,444.46
TOTAL CONTRACT OVERPAYMENT	108,577.19

Contract Refund

HILLBLOM, RITA C	619.73
KULBEDA, SHARON JEAN	2,635.73
MORGANSTEIN, ARTHUR	1,220.10
TOTAL CONTRACT REFUND	4,475.56

Excess Contributions

ARZUAGA, CARLOS ALBERTO	7.99
AVILES, BEATRICE	56.72
BOLEY, DAVID CRAIG	159.30
BRAHAM, ELIZABETH	27.30
CEPHUS, LORETTA	316.19
COLLINS, ALNITA D	9.24
COLYER, DANIELLE E	8.50
CONWAY, PATRICIA ANN	208.60
DAIRYKO, MARY ELLEN	97.50
DILLANADO, NADINE D N	478.87
DURHAM, DJONNA I	16.48
ETTINGER, SHANNON LINDSAY	20.20
FOLEY, JULIE A	28.15
HARRIS, TRIS	11.98
HIMPLER, JAMES W	365.76
JACKSON, ANNIE BELL	117.85
JONES-WILLIS, BRENDA C	103.25
KOENEN, EMILY E	13.03
LEE, MARK RUSSELL	19.09
LOUGHMILLER, MEREDITH J	50.92
MANN'S, YOLANDA	34.93
MCNAUGHTON, FRANK W	18.20
MIGDAL, LESLIE NICOLE	30.52
MURPHY, LINDA L	89.09
OLDS, MERTON R	48.63
OLIVER, PAMELA Y	20.21
PALMER, OLLIE RUTH	116.21

RODRIGUEZ, HECTOR	53.94
SCHOLL, JOY MARIE	45.35
SCOTT, SHIRLEY ANN	16.91
SMITH, ANDRIA P	74.65
SMITH, CHANDRA M	60.20
STEWART, ERICA C	127.32
STOVALL, GLORIA JEAN	5.45
STRINGER, DANIELLE L	69.45
SZARZAK, NICHOLAS I	8.18
WARD-O'QUINN, TOYIA MICHELE	13.42
TOTAL EXCESS CONTRIBUTIONS.....	2,949.58

Other

BARNES, FREEMAN	2,306.26
BOYD, SYLVESTER	2,790.40
DAVIS, BARBARA	14,606.96
DOBRO, TUNDE	4,603.03
FIGUEROA, YOLANDA	60,437.49
GARDNER, ESTHER E	2,531.79
JACKSON, ADRIAN L	26,255.02
JIMENEZ-SANCHEZ, DORIS M	26,520.73
JOHNSON, ROSETTA T	135.14
JONES, KENYATTA L	1,054.80
KARWOWSKI, JOSEPH R	24,228.93
LAWANI, DENISE WINONA	46,275.84
MEADOWS, ADELE	1,846.53
MELAMED, ROBIN L	11,793.08
MUHAMMAD, KHALILAH J	1,117.04
PIPER, MOLLI T	573.94
SCARBOROUGH, BRIDGETT RENEE	3,072.92
SHANKS, JOE	5,742.09
SHANKS, MITCHELL D	1,403.01
SOSZYNSKI, MAE ALEXIK	7,058.91
STADNYK, MARTA K	4,377.62
TERZO, HOPE LUZ	25,653.54
THARAYIL, LUKOSE CHACKO	380.72
WATSON, ADRIENNE DENISE	10,515.51
TOTAL OTHER.....	285,281.30

Survivor Contributions

ACEVEDO, DIANA MARIA	18,230.35
AGUILAR, OTILIO R	3,887.39
ALEXANDER, DEBORAH ANN	11,013.65
ANDERSON-MOON, DARLENE YVETTE	16,008.12
ARDITO, PETER J	13,700.72
ARROYO, YVONNE	18,916.40
ATKINS, DIANE	15,437.91
AUSTIN, YVONNE	22,237.60
BAYER, CARL CLEMENCE	10,329.16
BELL, RUBY LEE	1,536.13
BLACKMON, YVONNE W	14,565.94

BLUEMKE, SHARON ANN	14,122.50
BOXTON, BARBARA LAFON	15,450.48
BROWN, DELORIS JEAN	10,042.35
BUCKNER, CONSTANCE THURSTON	18,674.19
CASTY, JANE N	794.81
CAZARES, JESUS JOSE	12,346.50
CHEERS, ELOISE LOIS	8,216.97
COOK, CAROL SUSAN	14,833.85
COOPER, PATRICIA DIANE	1,477.18
COSTELLO, PATRICIA ANN	20,847.62
COUCH, LYDIA CLAY	12,490.77
CRENSHAW-HARRIS, ALVITA	14,091.87
CRITE, EMMA JANE	15,518.49
DAVIDSON, JOYCE DIANE	16,916.63
DAVIS, ERNESTINE C	13,350.81
DAVIS, MARCELLA	2,496.09
DICKERSON, OTTO JOHN	13,304.35
DOLEZAL, DONALD JOSEPH	4,611.89
DONOHUE, YVONNE ROSE	1,600.33
DORSEY, MARY LEE	16,637.87
EDWARDS, VIVIAN BURKS	19,593.39
ESCAMILLA, MARINA SU	10,662.09
EWING, SHIRLEY ANN	17,165.98
FASSOS, PANAGIOTA	17,358.92
FITZGERALD, LYNN CECILE	15,991.66
FOREE, RAMONA	4,664.06
FOREE, RAMONA	617.62
FULLILOVE, FRANCES LOUISE	17,484.48
GADDIS, ANNE L	909.02
GALIS, JANIS J	14,397.62
GRANGER, M ELAINE	4,803.76
GRAVES, CYNTHIA HELEN	15,558.53
GREEN, THOMAS RICHARD	19,229.62
GREEN-KATIEN, ADRIENNE	9,172.78
GRIFFIN, MARY ELIZABETH	14,730.45
GUSTAFSON, LYNDA G	4,273.17
HAPANIEWSKI, VIVIAN M	13,441.29
HART, YVONNE GARNETT	11,543.39
HAWKINS, KATHLEEN ELIZABETH	11,655.06
HEATH, DEBORAH CHRISTINE	20,732.48
HOLZMAN, NESSA ELAINE	8,743.18
JAMES, JEWEL CHRISTINE	2,428.50
JENKINS, YVONNE CELESTE	6,375.37
JOHNSON, FRANCINE ELIZABETH JEAN	9,788.30
JOHNSON, PATRICIA A	12,457.64
JOHNSON, ROSETTA T	15,930.84
JOHNSON, THERESE DIANE	1,392.43
JONES, CAROLYN JEAN	10,636.03
KOBILCA, VIRGINIA	10,591.15
KUSEK, CLAUDIA JEAN	11,759.33
LEBOY, MARILYN VICKY	18,030.46
LEWIS, DEBORAH ALLIDA	15,429.45
LUTGEN, CAROLYN A	17,826.70
MASON, AMELIA PATRICIA	18,573.09

MCAFFEE, VANESSA JOYCE	15,249.60
MCCLENDON, DARLENE ELIZABETH	21,867.63
MCCLURE, JULIA W	3,916.17
MCGAUGHEY-JONES, CYNTHIA YVONNE	14,755.09
MILLS, CYNTHIA LAWSON	14,198.14
MINNIEFIELD, DORIS JEAN	14,298.03
MITCHELL, QUEEN E	12,132.44
MONK, ELIZABETH	317.25
MOORE, LAVERNE BONNIE	11,738.67
MOORE, WILLIE ROSEMON	12,231.24
MUHR, JOHN ARTHUR	11,927.71
MUNDELL, JOAN MARIE	17,125.57
MURPHY, RUBY	8,938.03
NEGRON, NOEMI	17,689.50
NILSON, KATHRYN MARY	14,130.74
NODULMAN, BARRY ALAN	2,700.53
NOEL, LEONARD	12,865.35
NOONAN, MARY BETH	11,964.77
NOWAK, MARCIA E	16,768.89
OMALLEY, MARY ELEANOR	18,889.79
OWENS, EVELYN	6,815.06
PAINTER, ALICE LORRAINE	17,053.63
PALMER, OLLIE RUTH	13,403.05
PASCUAL, SUSANA MARIA	6,526.50
PERRY, CAROL YVONNE	16,482.34
PHILBIN, DENISE	18,634.52
PIERCE, FRANKIE	5,190.61
POLLARD, OTTO CARL	10,927.63
RAYBORN, LILLIE MAE	12,979.89
RENDER, MARSHA ROBIN	9,432.79
RESENDIZ, MARIA R	13,821.01
ROBERTS, PHYLLIS L	16,222.43
ROMANOWSKI, DONNA MARIE	10,784.25
RUFFIN, STEPHANIE DENISE	14,735.90
RUSSELL, MATTIE LEE	16,650.98
SANTIAGO, MARIA	17,309.56
SAULS, DIANNE	1,865.31
SCOTT, VINITA ROMAN	19,377.58
SLAUGHTER, CHARLES L	13,842.89
SMITH, BRENDA YVONNE	940.64
SMITH, YVONNE MARIE	13,936.42
SPENCER, SUSAN COZETTA	13,715.62
STARKS, DOROTHY	16,158.46
STARKUS, DEBORAH	17,522.87
STEPANCIC, ALVA MARIE	11,250.22
SULLIVAN, MARGARET LYNN	9,769.49
TELLEZ, ANDREW JULIO	13,524.26
THOMPSON, GLENDA JEAN	15,444.65
THOMPSON, IDA MAE	13,777.86
TITTLE, ALICE MARIE	19,084.33
VACCAREZZA, GLADYS ARGENTINA	21,975.53
VALENTE, SHARON ELIZABETH	10,657.71
WALTON, JANET THOMPSON	19,553.45

WASHINGTON-JOHNSON, JANICE ROCHELLE	12,716.47
WEAVER, DARLENE BRENDA	15,606.96
WEAVER, DELLA M	15,393.60
WEISS, MARC FRANCIAT	11,094.68
WELLS, PAMELA	14,107.30
WHEELER, JACQUELINE CLIFFERTINE	15,125.59
WILCHER, SHARON RENEE	20,742.22
WISER, ROBERT E	2,651.72
WLEH, CHERYLL	17,396.76
WOODSON, GLORIA	9,133.97
WRIGHT, DIANN	18,716.61
YOCUM, GAIL ARLENE	15,775.55
TOTAL SURVIVOR CONTRIBUTIONS	1,639,170.77

Termination Refunds

ALEXANDER, ESTHER	38,346.92
ALLEN, AMI W	1,299.51
ANDERSON, LORI L	9,174.08
AVILES, BEATRICE	8,218.45
BEASLEY-SNEED, TENA J	1,286.73
BOOKEY HOULIHAN, ELIZABETH L	6,743.94
BRUCE, BETHSHEBA	19,978.71
BUCHANAN, YVONNE MARIE	23,382.56
CANNON, MICHAEL O	46,547.87
CEPHUS, LORETTA	1,234.07
COLYER, DANIELLE E	60,459.03
CONIGLIO, KIMBERLY A	1,000.00
COX, FREDERICK C	5,427.50
CRAIK, AMANDA C	3,949.40
CZAICKI, NANCY	8,120.24
DURHAM, DIJONNA I	17,077.89
EGUNGBEMI, KYSHA	16,553.55
ELY GAINER, MELISSA PAIGE	4,071.00
ETTINGER, SHANNON LINDSAY	3,376.47
EULBERG, JILL K	18,030.34
EVANS TRISTANO, JOY K	13,084.91
FINCH, PERRY A	22,489.65
FREEMAN, CARLA J	30,573.98
GREENBERGER, IVY AMELIA	13,945.28
HAGANS, CORNELIUS	12,460.82
HAUTZINGER, LINDA M	4,841.07
HENDERSON, VANTASTA	33,739.32
HERCHENRODER, HEATHER	38,953.22
HILL, CYNTHIA	488.82
JACKSON, ANNIE BELL	17,331.54
JARRETT, TERESA LENETTE	2,882.77
JONES, PAULETTE F	1,706.14
JONES-WILLIS, BRENDA C	1,449.89

KOENEN, EMILY E	8,120.06
KOPICKI, KENNETH JOSEPH	8,529.52
LACZINA, EVA M	21,472.80
LEE, MARK RUSSELL	5,765.84
LEWIS ARMSTRONG, NICCOLE	146.71
LOPEZ, ERIKA PATRICIA	5,519.79
METZGER, ELIZABETH	9,633.34
MIGDAL, LESLIE NICOLE	3,894.52
MILLER-MORALEZ, MELANIE	9,800.16
MUELLNER, JOYCE M	346.57
MURPHY, LINDA L	15,984.57
OLDS, MERTON R	79.38
OLIVER, PAMELA Y	6,777.65
PENMAN, FREDERICK J	2,810.12
PETERSON, ROBERT THOMAS	3,002.07
PILLOW-SIDIBEH, BARBARA A	3,106.92
QUINN, MARTIN F	546.21
RONDO, JAMES	16,300.92
SANDERS, SHEDRICK SHERMAN	17,551.19
SCHLUETER, DAVID	12,252.44
SCHNEIDER, SONYA S	38.03
SCHOLL, JOY MARIE	5,207.14
SELF, ELIZABETH ANNE	11,696.99
SHERK, KIMBERLY	17,963.14
SINGLETON, KAARON KIMBERLY	15,193.07
SIRKEN, ADAM WHITMORE	8,687.00
SMITH, ANDRIA P	7,254.75
SMITH, CHANDRA M	102.60
STANLEY, JOYCE BRENDA	2,179.47
STAPANIAN, STEPHEN MICHAEL	57,395.96
STEVENS, FRANCINE	4,008.56
STEWART, ERICA C	13,464.06
STRINGER, DANIELLE L	9,074.56
STRUBE, WILLIAM V	224.00
SWENSON, GLORIA K	264.78
SZARZAK, NICHOLAS I	2,025.98
TANKE, JOSEPH M	6,323.94
TAPIA, ERNESTO	19,866.67
TATE, TYRONE	799.62
THOBABEN, REBEKAH A	8,228.60
WALLACE, LENELL	2,335.14
WILCOX-IVERSON, LORI J	6,840.80
WILLNER, DESIRE L	9,352.85
TOTAL TERMINATION REFUNDS	848,394.16
GRAND TOTAL OF ALL REFUNDS	2,908,588.81

Outside Time

The Committee on Claims and Service Credits reported that affidavits, or other evidence attesting to or certifying service in the public schools of the several states or in schools operated by or under the auspices of the United States outside of the City of Chicago were presented for the persons hereinafter listed.

The Committee recommended that the service described be approved for pension credit provided that the last five years of the member’s service shall have been rendered in a position covered by this Fund, the State Universities Retirement System or the Teachers’ Retirement System of the State of Illinois; a maximum credit for ten years shall be reduced by credit for such service validated by the State of Illinois; and three-fifths of the term of service for which an annuity is granted shall be in the public schools of the City.

Name	School	Service	Years
Johnson-Evans, Michelle.....	Metcalf.....	Teaching.....	0.3250
McConnell, Dolores.....	Wadsworth.....	Teaching.....	2.0000
Olson, Kate.....	Gregory.....	Teaching.....	1.0000
Trainor, Dennis R.....	Hancock.....	Teaching.....	3.4500

Chairperson Pilditch moved the Report of the Committee on Claims and Service Credits to the omnibus.

REPORT OF THE COMMITTEE ON FINANCE

Administrative Expenses

The following administrative expenses were presented with the recommendations that they be approved.

Administrative Expenses 08/01/11 – 08/31/11		
Vendor	Description	Amount
9 TO 5 COMPUTER SUPPLIES	COMPUTER SUPPLIES	396.70
AICPA	MEMBERSHIP DUES, 8/1/11 - 7/31/12: HUBER	215.00
AMERICAN EXPRESS	FAX BROADCASTING USAGE	95.63
HENRY P. ANSELMO & ASSOCIATES	LEGISLATIVE CONSULTING, 7/1/11 - 7/31/11	6,477.75
ATLAS STATIONERS INC	OFFICE SUPPLIES	9.99
BANKS-FALLIS, SHERON	REIMBURSE, PRERETIREMENT SEMINAR, 8/10	62.69
BRADLEY CONSULTING GROUP INC	MIS CONSULTING SERVICE, 7/1/11 - 7/31/11	45,600.00
CAFFE BACI	BREAKFAST, TRUSTEE MEETING, 8/18	184.23
	BREAKFAST, INVESTMENT MANAGERS MEETING, 8/5	80.37
CEO DELIVERIES, INC.	LUNCH, TRUSTEE MEETING, 8/18	412.75
CHICAGO MESSENGER SERVICE INC	DELIVERY SERVICE THRU 8/14	356.89
CHICAGO PUBLIC SCHOOLS	SUBSTITUTE SALARY REIMBURSMENT, TRUSTEE MEETINGS, 8/5 & 8/18	331.64
CHUBB SECURITY SYSTEMS, INC.	MAINTENANCE, FIRE EXTINGUISHERS, 7/1/11 - 6/30/12	252.00
CITRIX ONLINE	GOTO WEBINAR SERVICES, 8/1/11 - 9/1/11	198.00
COM ED	ELECTRIC SERVICE, 7/7/11 - 8/5/11, SUITE 2600	2,836.37
CRAIN'S CHICAGO BUSINESS	ELECTRONIC SUBSCRIPTION, 1/12 - 1/13: OFFICE	49.50
	PRINT SUBSCRIPTION, 10/11 - 10/12: OFFICE	49.50
CUTTING EDGE DOCUMENT	SHREDDING OF CONFIDENTIAL DATA	184.00
DIRECTV	SATELLITE TV, INFO & LOCAL CHANNELS, 8/10/11 - 8/9/12	515.88
	SATELLITE RECEPTION, 8/10/11 - 9/9/11	6.00
GARVEY'S OFFICE PRODUCTS	OFFICE SUPPLIES	494.73

Administrative Expenses			
08/01/11 – 08/31/11			
Vendor	Description	Amount	
	ANNUAL PAPER	2,137.30	2,632.03
GOLDSTEIN & ASSOCIATES	ACTUARIAL SERVICES, FUNDING PROJECT SENATE BILL 512		4,000.00
GOVT FINANCE OFFICERS ASSOC	MEMBERSHIP RENEWAL, 10/1/11 - 9/30/12: HUBER	270.00	
	MEMBERSHIP RENEWAL, 10/1/11 - 9/30/12: HAMBRICK	270.00	540.00
GUTIERREZ, JUVENTINA	TUITION REIMBURSEMENT, 1 CLASS		267.00
HOLLEMAN, MICHELLE	DESIGN & LAYOUT, PROCEEDINGS, JUNE 2011	1,325.00	
	DESIGN & LAYOUT, JUNE E-NEWS	275.00	
	DESIGN & LAYOUT, FORM REVISIONS	525.00	
	DESIGN & LAYOUT, TURNING 65	25.00	
	DESIGN & LAYOUT, RETURN TO WORK MAILING	725.00	
	DESIGN & LAOUT, 2010 CAFR	5,237.50	8,112.50
INTL BUSINESS MACHINES CORP	BUSINESS CONTINUITY SERVICE, 7/1/11 - 7/31/11	1,899.00	
	BUSINESS CONTINUITY SERVICE, 8/1/11 - 8/31/11	1,899.00	3,798.00
IFEBP	TRAINING, ON-LINE, GROUP HEALTH PLAN DESIGN: CAVALLARO		810.00
IMPACT NETWORKING LLC	COPIER SUPPLIES	217.00	
	MAINTENANCE, COPIERS, 7/1/11 - 1/1/12	4,593.92	4,810.92
INTERPARK	MONTHLY PARKING, 8/1/11 - 8/31/11: FIELD REPS	1,150.00	
	MONTHLY PARKING, 8/1/11 - 8/31/11: J.BANGERT	230.00 *	
	MONTHLY PARKING, 8/1/11 - 8/31/11: PAYROLL DEDUCTIONS	875.00 **	2,255.00
IPPFA	REG., IPPFA FORUM, 8/24/11, CHICAGO, IL: HUBER	200.00	
	REG., IPPFA FORUM, 8/24/11, CHICAGO, IL: PILDITCH	200.00	
	REG., IPPFA FORUM, 8/24/11, CHICAGO, IL: KOTIS	200.00	
	REG., IPPFA FORUM, 8/24/11, CHICAGO, IL: REILLY	200.00	
	REG., IPPFA FORUM, 8/24/11, CHICAGO, IL: WARD	200.00	1,000.00
IRON MOUNTAIN	DAILY BACKUP STORAGE CHARGES, 6/1/11 - 6/30/11	587.19	

Administrative Expenses		
08/01/11 – 08/31/11		
Vendor	Description	Amount
	DAILY BACKUP STORAGE CHARGES, 7/1/11 - 7/31/11	560.77
JACOBS, BURNS, ORLOVE	LEGAL SERVICES, 6/1/11 - 6/30/11	12,377.00
	LEGAL SERVICES, 7/1/11 - 7/31/11	11,678.32
KPMG, LLP	BILLING, AUDIT SERVICES, FY2010	130,000.00
KPMG LIMITED	SERVICES RENDERED, TAX GUARANTOR, INVESTMENTS, TAIWAN, 2007 - 2010	8,689.66
NEOPOST INC	METER RENTAL, 8/2/11 - 8/1/12	1,284.00
	IS-480 MAILING SYSTEM	8,729.17
OFFICE CONNECTION	OFFICE SUPPLIES	656.71
REILLY, MARY SHARON	REIMBURSE, NCPERS CONF., 5/20/11 - 5/24/11, MIAMI BEACH, FL	293.99
SPECIALTY COFFEE SERVICE	COFFEE SUPPLIES	124.95
SPORTS AWARDS COMPANY	WALNUT PLAQUES, TRUSTEE RECOGNITION	126.68
STAPLES	OFFICE SUPPLIES	35.70
TERREMARK NORTH AMERICA INC	DATA VAULTING SERVICE, 4/1/11 - 4/30/11	2,871.65
	DATA VAULTING SERVICE, 6/1/11 - 6/30/11	2,931.96
TRANSUNION	ADDRESS LOCATION USAGE, 6/26/11 - 7/25/11	50.00
UNISHIPPERS CHICAGO NEAR NORTH	DELIVERY SERVICE THRU 7/28	106.30
UNIVERSITY CONFERENCE SERVICES	REG., HEALTH & WELFARE CONF., 9/13/11 - 9/16/11, LAS VEGAS, NV: CAVALLARO	995.00
VISION MAI, LLC	LEGISLATIVE CONSULTING, 8/1/11 - 8/31/11	5,000.00
M & J WILKOW, LTD	RENT, 8/1/11 - 8/31/11	71,574.50
	WORK ORDERS, 7/1/11 - 7/31/11	367.29
XO COMMUNICATIONS	MONTHLY TELEPHONE SERVICE, 7/27/11 - 8/26/11	1,657.36
PHYSICIANS, DISABILITY APPLICANTS		
ACCESS MEDICAL EVALUATIONS	EVAL & REPORT, W.L. BY DR. UPADHYAY	650.00
	EVAL & REPORT, P.B. BY DR. MILLER	650.00
	EVAL & REPORT, W.L. BY DR. BENDITZSON	650.00
RECORD COPY SERVICES	MEDICAL RECORDS, M.R. BY DR. DIAMOND	69.75

Administrative Expenses 08/01/11 – 08/31/11		
Vendor	Description	Amount
	MEDICAL RECORDS, W.L. BY DR. SEHGAL	117.75
	MEDICAL RECORDS, D.D. BY DR. EYBEL	114.95
	MEDICAL RECORDS, P.B. BY DR. IP	122.80
	MEDICAL RECORDS, D.D. BY DR. ABRAMS	79.75
	MEDICAL RECORDS, D.D. BY DR. ABRAMS	116.30
		<hr/>
		2,571.30
		<hr/>
		\$349,809.84

* REIMBURSED BY PERSONAL CHECK

**REIMBURSED THRU PAYROLL DEDUCTIONS

Chairperson Pilditch moved the Report of the Committee on Finance and Audit to the omnibus.

REPORT OF THE FINANCIAL SECRETARY

Financial Statement

The Financial Secretary presented a report on the Fund's net assets, changes in net assets, and supporting reports for the twelve months ending June 30, 2011, with the recommendation that it be approved and printed in the proceedings of this meeting.

STATEMENT OF PLAN ASSETS (INTERIM)		
	Preliminary 06/30/2011	06/30/2010
ASSETS		
CASH AND CASH EQUIVALENTS	\$ 501,548,201	\$ 579,054,709
RECEIVABLES:		
EMPLOYER	4,563,007	4,491,333
STATE OF ILLINOIS	4,408,179	3,129,283
EMPLOYEE	43,469,164	48,821,134
ACCRUED INVESTMENT INCOME	31,679,385	33,018,734
PARTICIPATING TEACHERS' ACCOUNTS FOR CONTRIBUTIONS	4,681,364	4,707,779
OTHER RECEIVABLES	752,875	1,493,711
	89,553,974	95,661,974
INVESTMENTS, AT FAIR VALUE:		
EQUITY	6,375,399,306	5,104,536,942
PUBLIC REITS	298,907,749	220,141,501
BONDS	1,818,104,817	1,862,164,013
HEDGE FUND	178,105,545	141,957,992
INFRASTRUCTURE	273,445,752	231,022,323
REAL ESTATE	663,847,803	549,194,297
PRIVATE EQUITY	310,556,330	265,604,804
DERIVATIVES	(544,216)	(4,085,797)
	9,917,823,086	8,370,536,075
FIXED ASSETS	3,311,495	3,167,576
TOTAL ASSETS	10,512,236,756	9,048,420,334
LIABILITIES		
ADMINISTRATIVE/ACCOUNTS PAYABLE	204,324,430	66,092,271
TOTAL LIABILITIES	204,324,430	66,092,271
NET ASSETS AVAILABLE FOR BENEFITS	\$10,307,912,325	\$ 8,982,328,063

STATEMENT OF CHANGE IN PLAN ASSETS (INTERIM)

	12 Months (preliminary) Ending 06/30/2011	12 Months Ending 06/30/2010
ADDITIONS:		
EMPLOYER:		
STATE OF ILLINOIS	\$ 42,971,400	\$ 37,551,400
CPS UNDERFUNDED CONTRIBUTIONS	137,799,321	276,406,850
FEDERAL FUNDS-CPS	27,818,279	41,801,150
SPECIAL LEAVES	119,685	700,571
FEDERAL HEALTH INSURANCE REIMBURSEMENT	10,013,354	-
RECIPROCAL COLLECTIONS	994	550
	<hr/> 218,723,033	<hr/> 356,460,521
EMPLOYEE:	180,481,970	193,919,187
INVESTMENT INCOME:		
INTEREST	98,225,247	114,624,092
DIVIDENDS	123,425,204	110,049,532
SECURITIES LENDING (NET)	6,504,871	47,554,173
REALIZED GAINS (LOSSES)	381,456,308	229,618,550
UNREALIZED GAINS (LOSSES)	1,513,191,383	645,409,013
MISCELLANEOUS INVESTMENT INCOME	-	5,548
	<hr/> 2,122,803,013	<hr/> 1,147,260,908
MISCELLANEOUS OTHER	55,302	53,418
TOTAL ADDITIONS	<hr/> 2,522,563,168	<hr/> 1,697,694,034
DEDUCTIONS:		
REFUNDS	22,816,778	21,084,295
PENSION BENEFITS	1,047,533,151	988,503,470
DEATH BENEFITS	3,260,860	2,946,147
HEALTH INSURANCE REBATE	75,996,084	79,953,873
INVESTMENT ADVISORY & CUSTODIAL	38,251,423	39,738,780
ADMINISTRATIVE & MISCELLANEOUS	8,620,761	8,800,848
TOTAL DEDUCTIONS	<hr/> 1,196,479,057	<hr/> 1,141,027,413
NET INCREASE (DECREASE)	<hr/> 1,325,584,261	<hr/> 556,666,621
NET ASSETS AVAILABLE FOR BENEFITS AT BEGINNING OF YEAR	<hr/> 8,982,328,063	<hr/> 8,425,661,442
NET ASSETS AVAILABLE FOR BENEFITS AT END OF PERIOD	<hr/> <hr/> \$10,307,912,325	<hr/> <hr/> \$8,982,328,063

Administrative and Investment Expense Analysis

	Interim Ending 06/30/2011	Budget Year 2011	% of Budget to Date	Year Ending 06/30/2010	Year Ending 06/30/2009
Salaries	\$ 4,403,905	\$ 4,684,904	94%	\$ 4,167,881	\$ 4,216,361
Actuary fees	70,750	70,000	101%	68,000	60,500
Audit and Tax	130,000	175,000	74%	165,275	253,500
Banking Fees	58,518	52,000	113%	55,425	48,334
Consulting Fees	3,631	25,000	15%	10,376	25,000
Data processing expense	47,145	70,000	67%	77,809	63,287
Election expense	214,331	233,270	92%	250,358	189,779
Employee's health insurance	662,233	633,000	105%	610,313	499,915
Field Services/Pension Rep	59,634	59,500	100%	56,558	50,624
Health insurance consulting	44,333	42,000	106%	35,093	26,315
Insurance premiums	35,359	36,000	98%	31,965	32,934
Legal fees	431,892	170,000	254%	210,496	136,767
Legislative expense	136,037	136,050	100%	127,138	118,821
Maintenance of equipment, systems, software and support	188,219	169,300	111%	187,095	346,127
Medical fees	57,097	50,000	114%	55,443	36,955
Membership dues, subscriptions	11,414	18,325	62%	13,335	8,967
Office forms and supplies	75,360	55,000	137%	59,908	35,265
Office rent and utilities	888,722	958,000	93%	912,895	907,807
Postage and Delivery	182,321	180,000	101%	142,305	192,262
Publications/Communication	165,915	155,000	107%	235,322	190,431
Records Management	8,043	15,000	54%	8,901	4,900
Studies and investigation	6,896	50,000	14%	43,715	18,025
System Consulting	542,262	550,000	99%	542,950	530,103
Trustee conferences, seminars, and meetings	100,295	140,000	72%	128,149	131,003
Tuition/Training/Educ. Conf.	70,193	77,900	90%	46,896	44,557
Miscellaneous	26,256	37,600	70%	20,637	21,499
Total Administrative Budget	\$ 8,620,761	\$ 8,842,849	97%	\$ 8,264,238	\$ 8,190,038
Depreciation-Non Cash Item	—	—	—	536,610	561,907
Total Administrative with Depreciation	\$ 8,620,761	\$ 8,842,849	97%	\$ 8,800,848	\$ 8,751,945
Custodial	\$ 400,000	\$ 400,000	100%	\$ 440,000	\$ 500,000
Consulting	695,000	695,000	100%	525,000	525,000
Manager fees	36,292,000	36,292,000	100%	37,879,768	32,595,018
Fees for foreign exchange and real estate	864,423	—	—	894,012	1,327,369
Total Investment	\$ 38,251,423	\$ 37,387,000	102%	\$ 39,738,780	\$ 34,947,387
Fixed Assets (cost)	143,919	107,600	134%	128,581	78,981
Database (Pension Gold) project	—	90,000	0%	448,527	25,311
Performance Reporting Software	—	100,000	0%	—	—
Total Capital Expenditures	\$ 143,919	\$ 297,600	48%	\$ 577,109	\$ 104,292

Chairperson Pilditch moved the Report of the Financial Secretary to the omnibus.

REPORT OF THE COMMITTEE ON PENSION LAW AND RULES

Chairperson Reilly reviewed with the Trustees enacted legislative measures affecting the Fund. Chairperson Reilly briefly reviewed House Bill 3639, House Bill 1719, Senate Bill 1931, and Senate Bill 1716.

Mr. Huber addressed House Bill 1719 and Senate Bill 1831 (Public Act 97-0609). Mr. Huber stated that the bills are the agreed payroll legislation between CPS and CTPF that amends language so that teachers earn a day of pension service credit for each day of paid employment (day-for-day rule) and defines a year of service credit as 170 days. Mr. Huber stated that CTPF's computer system needs to be modified for the day-for-day rule which will increase IT consulting for the year. Mr. Huber stated that a subcommittee needs to be formed to come to an agreement on calculating pensions with the day-to-day rule.

Subcommittee of Pension Law and Rules

Chairperson Reilly appointed Ms. Freed and Mr. Sierra to the Subcommittee of the Pension Law and Rules.

Chairperson Reilly moved the Report of the Pension Law and Rules to the omnibus.

Chairperson Reilly recommended that the report on the 2011 Pension Legislation be approved and printed in the proceedings of this meeting.

REPORT OF THE PRESIDENT

Conference Requests

Ms. Zopp requested approval to attend the International Foundation Annual Conference in New Orleans in October 2011.

Ms. Ashford, Mr. Kotis and Mr. Sierra requested approval to attend the Financial Research Annual Taft-Harley in Las Vegas in January 2012.

Mr. Ward requested approval to attend the Opal Financial Global Asset Allocation Summit in Las Vegas in October 2011.

Mr. Sierra requested approval to attend the Institute for International Research Public Fund Forum in New Orleans in December 2011.

Trustee Rescinds Request to Attend NCTR Conference

Ms. Reilly withdrew her request to attend the Annual NCTR conference in Baltimore in October 2011 as previously approved.

Motion to Authorize Trustee Travel, Approved

A motion was made by Mr. Sierra, seconded by Ms. Reilly and unanimously passed, to approve the conference requests as listed above.

OMNIBUS VOTE

On a motion by Ms. Reilly, seconded by Ms. Zopp and by unanimous vote, the foregoing committee reports which were moved to the omnibus were approved.

REPORT OF THE EXECUTIVE DIRECTOR

Mr. Kevin Huber informed the Trustees that Financial Recovery Technology approached the investment department about conducting business with the Fund. Mr. Huber stated that Financial Recovery Technology states that custodial banks miss securities litigations claims and they can recover some of the missed claims for CTPF for a small percentage. Mr. Huber recommends that Financial Recovery Technology be invited to present to the full Board at the October board meeting.

Mr. Huber briefly updated the Trustees on the portfolio transitions that the Board previously approved.

Mr. Huber presented the Trustees the teacher and pensioner election time line.

Mr. Huber addressed questions raised by the Trustees.

REPORT OF THE ATTORNEY

Mr. Joseph Burns, of Jacobs, Burns, Orlove & Hernandez, reviewed with the Trustees the review/hearing procedures for the implementation of CTPF's rules governing post retirement employment. Mr. Burns stated that a subcommittee needs to be formed to conduct hearings for retirees who return to work.

Motion to Adopt the Review/Hearing Procedures for the Implementation of CTPF's Rules Governing Post Retirement Employment

A motion was made by Mr. Ward, seconded by Ms. Zopp, and unanimously passed, to adopt the review/hearing procedures for the implementation of CTPF's rules governing post retirement employment.

Subcommittee for Hearings

Chairperson O'Brill appointed Ms. Ashford, Ms. Reilly, and Ms. Zopp to conduct administrative hearings for retirees who return to work.

CONTINUATION OF THE PRESIDENT’S REPORT

Presentation of Service Award

President O’Brill presented an award to Mr. Alberto A. Carrero, Jr. in recognition of his outstanding service and dedication as Trustee of the Public School Teachers’ Pension and Retirement Fund of Chicago from 2002 - 2011.

NEW BUSINESS

Motion to Adopt CTPF Policy and Procedures on Background Investigations for Prospective and Incumbent Employees, Approved

A motion was made by Dr. Pilditch, seconded by Mr. Kotis, to adopt the CTPF policy and procedures on background investigations for prospective and incumbent employees. The motion passed by the following vote:

Ayes: Mr. Blackwell, Ms. Freed, Mr. Kotis, Mr. O’Brill, Dr. Pilditch, Mr. Rehak, Ms. Reilly, Mr. Sierra, Ms. Zopp – 9.

Nays: Ms. Ashford – 1.

Abstention: Mr. Ward – 1.

EXECUTIVE SESSION

Motion to go into Executive Session, Approved

A motion was made by Ms. Reilly, seconded by Mr. Kotis, and unanimously passed, to go into executive session for the purpose of discussing the internal auditor’s report.

The executive session lasted from 1:05 p.m. to 2:10 p.m.

Mr. Ward left the meeting.

Motion to Return to Open Session, Approved

A motion was made by Ms. Reilly, seconded by Mr. Sierra, and unanimously passed, to return to open session.

NEW BUSINESS CONTINUED

Motion to Allow Trustee to Continue Consulting Contract with Blue Cross Blue Shield, Approved

Ms. Reilly requested permission from the Trustees to continue her consulting services with Blue Cross Blue Shield, a fund service provider.

A motion was made by Ms. Zopp, seconded by, Dr. Pilditch to allow Ms. Reilly to continue consulting services with Blue Cross Blue Shield. The motion passed by the following vote:

Ayes: Mr. Blackwell, Ms. Freed, Mr. Kotis, Mr. O’Brill, Dr. Pilditch, Mr. Rehak, Mr. Sierra, Mr. Ward, Ms. Zopp – 9.

Nays: None.

Abstention: Ms. Ashford – 1.

(Ms. Reilly did not participate in the vote.)

Motion to Accept the Internal Auditor’s Report, Approved

A motion was made by Dr. Pilditch, seconded by Ms. Reilly, and unanimously passed, to accept the Internal Auditor’s Report. The Trustees commended Mr. Robert Jurinek, Internal Auditor on his report.

ADJOURNMENT

A motion was made by Dr. Pilditch, seconded by Ms. Ashford, and unanimous vote, the meeting adjourned at 2:12 p.m.

Respectfully submitted,



Mary Sharon Reilly
Recording Secretary

PROCEEDINGS
OF THE
Board of Trustees
OF THE
**Public School Teachers' Pension and
Retirement Fund of Chicago**

Executive Session – Official Report

Thursday, September 15, 2011

An executive session of the Board of Trustees of the Public School Teachers' Pension and Retirement Fund of Chicago was held Thursday, September 15, 2011.

The President, Mr. John F. O'Brill, called the meeting to order at 1:05 p.m.

ROLL CALL

Members present: Ms. Lois W. Ashford, Mr. Jeffery Blackwell, Ms. Jeanne Marie Freed, Mr. Chris N. Kotis, Mr. John F. O'Brill, Dr. Walter E. Pilditch, Mr. Jay C. Rehak, Ms. Mary Sharon Reilly, Mr. Rodrigo A. Sierra, Mr. James F. Ward, Ms. Andrea L. Zopp – 11.

Members absent: None.

Also in attendance were Mr. Kevin B. Huber (*Executive Director*), and Mr. Joe Burns of Jacobs, Burns, Orlove and Hernandez (*Legal Counsel*).

Discussion ensued regarding the Internal Auditor's Report. No action was taken.

There being no further business, the executive session adjourned at 2:10 p.m.

Respectfully submitted,



Mary Sharon Reilly
Recording Secretary

EXHIBIT A

Investment Committee Meeting

Recommendations/Actions

September 8, 2011, 3:48 p.m. – 5:18 p.m.

Attendees: Trustees: Board President and Committee Chairperson, Mr. John F. O’Brill, Ms. Lois W. Ashford, Mr. Chris N. Kotis, Mr. Jay C. Rehak, Ms. Mary Sharon Reilly, Mr. James F. Ward – 6.

Chairperson O’Brill subsequently arrived during the Taplin, Canida & Habacht presentation.

Staff and Consultants: Mr. Kevin B. Huber, Executive Director, Ms. Carmen Heredia-Lopez, Director of Investments, Mr. Joseph Burns, Jacobs, Burns, Orlove & Hernandez, Legal Counsel, and Mr. Matt Shirilla of Callan Associates, Investment Consultant.

Public Participation

Presentation by Louis Pyster

Mr. Louis Pyster, a retired member, commended the Trustees for their excellent work in addressing the Trustee vacancy issue, and having a Trustee vacancy policy in place. Mr. Pyster expressed his opinion of the distribution of the minutes of the Board of Trustees’ Meetings. Mr. Pyster suggested CTPF meet with President David J. Vitale of the Board of Education and fully explain the funding issues. Mr. Pyster also suggested that CTPF meet with Representative Monique Davis about the method of funding and pension relief. Mr. Pyster spoke of the Board of Education’s Tax Increment Financing (TIF) money. Lastly, Mr. Pyster expressed his opinion about the retiree return to work rules.

Report of the Investment Consultant

Mid Cap Growth & Fixed Income Managers Due Diligence Presentations

Mid Cap Growth Manager representing Credo Capital, and Fixed Income Managers LM Capital Group and Taplin, Canida & Habacht (on watch list for organizational changes and performance) made routine due diligence presentations in accordance with the Fund’s investment policy. Each manager reviewed portfolio structure, investment philosophy, organization, and performance. The managers addressed questions raised by the Committee.

Mr. Kotis left the meeting.

Following the presentations, Callan Associates addressed questions raised by the Committee. Mr. Matt Shirilla informed the Committee of the Board Meeting agenda of September 15, 2011, relating to the fixed income manager structure review.

Recommendations/Actions

The Committee placed a recommendation on record to approve Mr. Rodrigo Sierra to attend the IMN Alternative Investments Summit, September 19-20, 2011, in Miami Beach, Florida.

The Committee placed a recommendation on record to approve Ms. Mary Sharon Reilly to attend the Dimensional Investment Forum, September 14, 2011, in Chicago.

The recommendations will be addressed at the September 15, 2011, Board of Trustees' Meeting for formal approval.

A motion was made by Mr. Ward, seconded by Mr. O'Brill, and unanimously passed to approve the above recommendations.

Adjournment

The Committee Meeting adjourned at 5:18 p.m.

EXHIBIT B

Investment Committee Informal Meeting

Recommendations/Actions

September 9, 2011

Attendees: CTPF Trustees: Jeffery Blackwell, Mary Sharon Reilly and Walter Pilditch; Staff and Consultants: Angela Miller-May, Kevin B. Huber, Carmen Heredia-Lopez and DeAnna Ingram Davey; Consultant: Matt Shirilla.

At the June 20, 2006, Board meeting, Trustees were encouraged to attend Management and CTPF's "First Friday" monthly meetings with investment managers and service providers. These meetings provide access to ANY investment service provider that would like to meet with management and Callan and have a product that is potentially beneficial to the Fund. The attendees met with the following investment service providers on September 9, 2011:

- 9:30 HSBC Global Asset Management – Jeffrey Egan and Peter Marber presented their firm's emerging markets debt strategy. The firm has \$453.4B in AUM with \$139.3B in emerging markets assets worldwide. HSBC's strategy includes a risk adjusted focus using dedicated resources in their emerging market debt team.
- 10:00 Earnest Partners – Paul Viera and Jesse Macgee presented their firm's emerging market strategy. Emerging Markets were presented as places less burdened with debt, places having growing middle classes and increasing consumption and growth leading to better returns. The firm manages more than \$15B in assets.
- 10:30 Berkeley Capital Partners-Industry Capital – Dana Levy-Germain, Norman Villarina and Aaron Snegg presented their firm's private real estate, industrial multi-tenant strategy. This minority-owned business focuses on an acquisition and disposition strategy that includes investment in under-managed and under-valued properties as well as stabilizing distressed assets with new leasing programs.
- 11:00 FFTW – Sarah Brown presented her firm's emerging market debt strategy. The process combines global factor analysis, understanding of local idiosyncrasies and specific valuations and implementation for each emerging market debt sub class. Currently, a fund with an investment of \$90M and a zero management fee for one year is being launched. FFTW manages \$53B in global fixed income.
- 11:30 Thornburg Investment Management – Heather Conforto presented her privately held firm's developing world strategy. The firm has \$83B in AUM and \$85M in Developing World Strategy. A bottom up fundamental analysis is used with a flexible approach to develop markets targeting long-term capital appreciation, with an emphasis on risk-adjusted return.

- 12:30 Aristeia Capital – Iffat Islam presented her firm’s Convertible-Relative Value and Special Circumstances strategy. Aristeia focuses on relative value and special situation strategies. Special situations include convertible and non-convertible credit situations, equity related strategies, debt restructuring and early retirement opportunities. The firm has \$1.8B of AUM.
- 1:00 Camden Asset Management – John Mendell and Scott Lange presented their firm’s core-plus fixed income strategy. Camden manages \$2.9B and focuses on convertible bond strategies. They seek to generate returns by finding mispriced credit, volatility or corporate events. They emphasize fundamental analysis, risk management and diversification of trade types.
- 1:30 UCM Partners – Ed Hagerty and Dana Reed presented their firm’s opportunistic mortgage strategy and short duration fund strategy. The firm has \$1.2B in AUM and is a certified minority owned and operated firm. There is a specific focus on securitized debt strategies and the strategies are managed to minimize interest rate risk with the use of key forecast factors.

The attendees listened to the respective presentations and asked questions of each service provider.

PROCEEDINGS
OF THE
Board of Trustees
OF THE
**Public School Teachers' Pension and
Retirement Fund of Chicago**

Regular Meeting – Official Report

Thursday, October 20, 2011

A regular meeting of the Board of Trustees of the Public School Teachers' Pension and Retirement Fund of Chicago was held Thursday, October 20, 2011.

The Recording Secretary, Ms. Mary Sharon Reilly, called the meeting to order at 9:39 a.m.

ROLL CALL

Members present: Ms. Jeanne Marie Freed, Mr. Chris N. Kotis, Dr. Walter E. Pilditch, Mr. Jay C. Rehak, Ms. Mary Sharon Reilly, Mr. Rodrigo A. Sierra, Mr. James F. Ward, – 7.

Members absent: Ms. Lois W. Ashford, Mr. Jeffery Blackwell, Mr. John F. O'Brill, Ms. Andrea L. Zopp – 4.

Mr. O'Brill and Ms. Zopp, subsequently arrived during Public Participation.

Ms. Ashford, subsequently arrived during the Report of the Investment Consultant.

Also in attendance were Mr. Kevin B. Huber (*Executive Director*), Ms. Patricia Hambrick (*Chief Financial Officer*), Mr. Joseph Burns of Jacobs, Burns, Orlove and Hernandez (*Legal Counsel*), Mr. Matt Shirilla and Gwelda Swilley-Burke of Callan Associates (*Investment Consultant*), Ms. Cara Wood (*Real Estate Investment Consultant*), and various observers and staff members.

PUBLIC PARTICIPATION

Presentation by Louis Pyster

Mr. Louis Pyster, a retired member, expressed his opinion that the CTPF's minutes of the Board of Trustees' Meetings should be sent to the schools in hard copy and available online. Mr. Pyster acknowledged the cost involved. Mr. Pyster expressed his concern regarding CTPF's new rules governing post retirement employment for teachers, and whether the same rules are applied to the consultants and principals/administrators. Mr. Pyster requested that the Board of Trustees further discuss Senate Bill 512 which deals with pension reform, and House Bill 3827 that reconstitutes the CTPF Board as well as other City of Chicago and Cook County pension boards. Mr. Pyster requested that the Trustees further discuss Mr. Kevin Huber's proposed approach that splits the annual cost of pensions and the past underfunding equitably in thirds: 1/3 employer contributions, 1/3 employee contributions, 1/3 state contributions that he presented at a prior meeting. Mr. Pyster stated that he witnessed at the CTU House of Delegates Meeting individuals making suggestions that the reason why CTPF's funding had declined is because of certain Trustees not making the right decisions. Mr. Pyster indicated that in fact it was the General Assembly, CPS, and the investment markets that caused the funding decline. Mr. Pyster stated that it was disgraceful and misleading to the members to blame it on individual Trustees.

Presentation by Raymond Wohl

Mr. Raymond Wohl, an active member, informed the Board of Trustees that he is a teacher at Thurgood Marshall Middle school, a member of CTU's Pension and Insurance Committee, and a former CTPF pension representative. Mr. Wohl expressed his appreciation of the Executive Director's letter in the Fall 2011, *Pension News*, which highlighted the importance of the current legislation, and the responsibility of the members to contact their legislators. Mr. Wohl expressed his concern about contacting and educating the young teachers to build their support and to educate them on legislation, and shared ways of reaching out to them. Mr. Wohl expressed his opinion and concern on House Bill 3827 that reconstitutes the CTPF Board as well as other City of Chicago and Cook County pension boards.

Presentation by Maria G. Saucedo

Ms Maria G. Saucedo, a retired member, requested that the CTPF allow her to apply for the 2009-2010 health insurance rebate. Ms. Saucedo informed the Board of Trustees that she underwent two eye surgeries at the time she was to complete applications, which prevented her from submitting an application for the health insurance rebate. Ms. Mary Cavallaro, Health Insurance Director, was asked to investigate the matter with Ms. Saucedo.

COMMUNICATIONS

Illinois Freedom of Information Act Requests

The following persons made requests to the Fund in accordance with the Illinois Freedom of Information Act.

- Mr. Jeff Houch, of Illinois Speaker Michael J. Madigan's Office, requested dates of leaves for current and past CPS teachers who were on leave and employed at CTU. The request was fulfilled.
- Ms. Hoi T. Huynh, a CTPF former member, requested the August 2011 pension amount for Mr. Nguyen-Trung Hieu, a CTPF member, and his pension amount to be paid in 2012. The request was denied in part and fulfilled in part.
- Ms. Hoi T. Huynh, a CTPF former member, requested pension amounts paid to CTPF members in 2010 including the number of retirees and average years of service; and anticipated pension amounts to be paid in fiscal year 2011 including the number of retirees and average years of salary. The request was fulfilled.
- Mr. Craig Mijares, of Tea Party Palatine, requested salary data for employees of CTPF or CPS and retirees of CTPF or CPS from 2008 to 2010. The request was fulfilled.
- Mr. Jeff Mueller requested copies of manager presentations presented at the September 8, 2011, Investment Committee Meeting. The request was fulfilled.
- Mr. Christopher Krzysztof Rudzinski, requested a pension statement indicating an estimated monthly pension amount for Ms. Karen Lewis, a CTPF member, on June 13, 2013, or her estimated pension amount to date. The request was fulfilled.

APPROVAL OF MINUTES

Motion to Accept Minutes of Regular Board Meeting on September 15, 2011, Approved

A motion was made by Dr. Pilditch, seconded by Ms. Reilly, and unanimously passed, to approve the minutes of the Regular Board Meeting on September 15, 2011.

REPORT OF THE INVESTMENT CONSULTANT

Callan Associates

Manager Structure Review Memo – Domestic Small Cap and International Equity

Mr. Matt Shirilla and Ms. Gwelda Swilley-Burke of Callan Associates presented the Manager Structure Review Memo – Domestic Small Cap and International Equity.

Mr. Shirilla stated the Trustees previously approved international equity and domestic equity structures. Callan informed the Trustees that as they prepared to implement the new structures they recognized a unique opportunity to transition one of the domestic equity managers to fill one of the empty spaces in the international equity space. Callan reviewed the structure changes and the allocation of assets accordingly. Callan addressed questions raised by the Trustees.

Motion to Accept Callan's Revised Domestic Equity Manager Structure Review Recommendation on Page 2 of the Memorandum dated October 20, 2011, Approved

A motion was made by Mr. Ward, seconded by Ms. Reilly, to accept Callan's revised domestic equity manager structure review recommendation on page 2 of the memorandum dated October 20, 2011. The motion passed by the following roll call vote:

Ayes: Ms. Freed, Mr. Kotis, Mr. O'Brill, Dr. Pilditch, Mr. Rehak, Ms. Reilly, Mr. Sierra, Mr. Ward, Ms. Zopp – 9.

Nays: None.

Financial Recovery Technologies Presentation

Mr. David Bedard, President of Financial Recovery Technologies presented an overview to the Board of Trustees. Financial Recovery Technologies is a technology based firm which helps institutional investors maximize recovery from securities class action settlements. Financial Recovery Technologies addressed questions raised by the Trustees.

Motion to Hire Financial Recovery Technologies to do Class Action Recovery for CTPF, Subject to Contract and Fee Negotiations, Approved

A motion was made by Mr. Sierra, seconded by Mr. Ward, to hire Financial Recovery Technologies to perform class action recovery for CTPF, subject to contract and fee negotiations. The motion passed by the following roll call vote:

Ayes: Ms. Zopp, Mr. Ward, Mr. Sierra, Ms. Reilly, Mr. Rehak, Dr. Pilditch, Mr. O'Brill, Mr. Kotis, Ms. Freed, Ms. Ashford – 10.

Nays: None.

REPORT OF THE REAL ESTATE INVESTMENT CONSULTANT

The Townsend Group

Review of Quarterly Performance Report

Ms. Cara Wood of The Townsend Group reviewed with the Trustees the second quarter performance report ending June 30, 2011. Ms. Wood stated that she is pleased to report that real estate continues to perform well. Ms. Wood reported a recovery in the core real estate markets and the non core markets had occurred over the last eighteen months. Ms. Wood stated the main driver is the low interest rate environment, persistent in the bond market, and the fact that real estate is considered as a yield alternative. The result is a great deal of money coming into real estate of the high quality type held by CTPF. Ms. Wood stated that real estate is playing the role it was designed to play, specifically providing income and mitigating radically and performing differently than the equity markets. Ms. Wood reported that CTPF had approximately \$1.3 billion invested in private real estate,

REIT's and infrastructure as of June 30, 2011, comprising 12.4% of total plan assets versus the real assets target of 11.0%. Ms. Wood reported that over the last full year, CTPF's real estate portfolio has outperformed the target index comprised of public and private real estate indices (net of fees) as well as the 8% absolute return target for infrastructure. Ms. Wood reported over the longer term, the performance gap is closing as the non-core private real estate portfolio has begun to follow suit with REIT's and core real estate in achieving value recovery. Ms. Wood reviewed the different asset class allocation graphs with the Trustees. Ms. Wood addressed questions raised by the Trustees.

Routine Due Diligence Presentations by Fortress, Hudson Realty Capital, and Franklin Templeton

Real estate investment managers representing Fortress, Hudson Realty Capital, and Franklin Templeton made routine due diligence presentations to the Board in accordance with the Fund's investment policy. Each manager reviewed their portfolio, organization, philosophy, and performance. The managers addressed questions raised by the Trustees.

REPORT OF THE COMMITTEE ON INVESTMENTS

October 7, 2011, First Friday Manager Meeting Report Presented

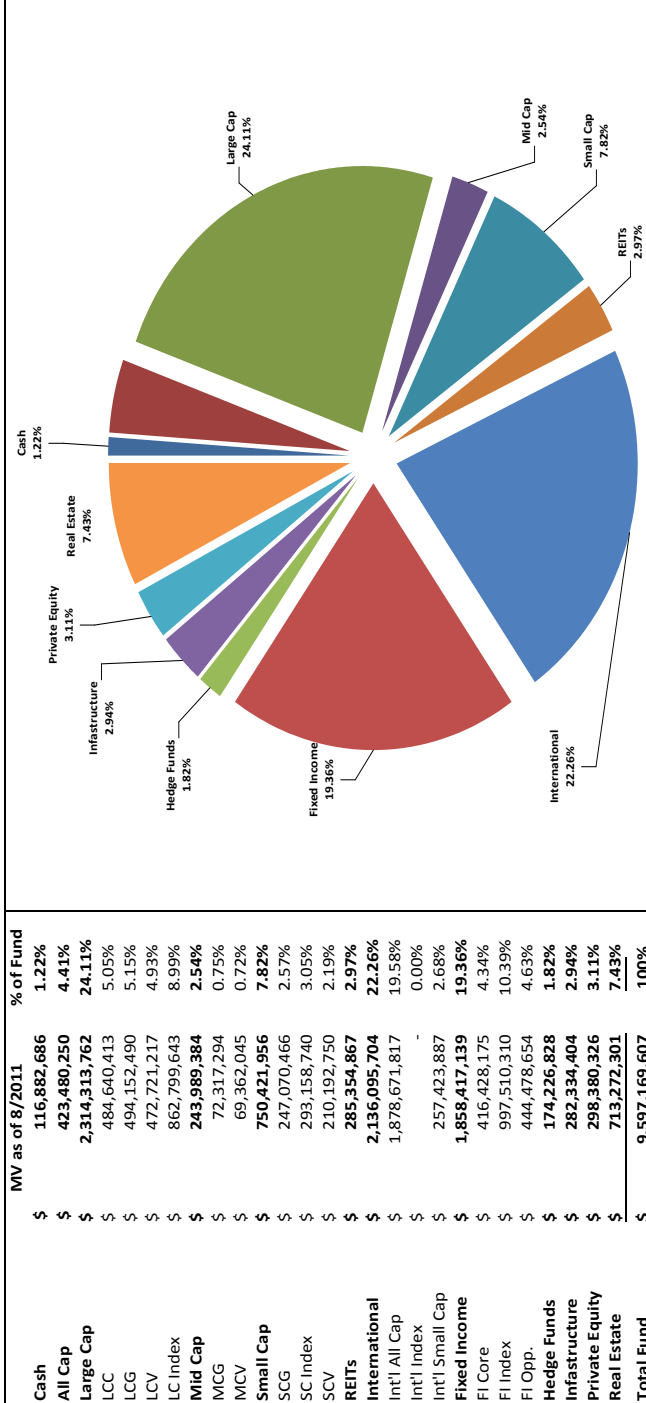
Chairperson O'Brill presented the October 7, 2011, First Friday Meeting report (see Exhibit A attached).

October 13, 2011, Investment Committee Report Presented

Chairperson O'Brill presented the October 13, 2011, Investment Committee Report (see Exhibit B attached).

Chairperson O'Brill recommended that the following investment reports be recorded in the proceedings of this meeting

Chicago Teachers' Pension Fund
 Asset Allocation Summary
 Reporting for the Period ending August 31, 2011



Chicago Teachers' Pension Fund
Asset Allocation Detail
Reporting for the Period ending August 31, 2011

Strategy	Manager Name	Market Value	% of Asset Class	% of Total Fund
Domestic All Capitalization Equities				
Domestic Manager of Manager/Emerging Manager Program				
	Attucks Asset Management, LLC	171,872,772	40.59%	1.79%
	Progress Investment Management Company, LLC	172,989,647	40.85%	1.80%
Domestic Manager of Managers/Emerging Manager Program Total		344,862,420	81.44%	3.59%
All Capitalization Growth				
	Zevenbergen Capital Investments, LLC	78,617,831	18.56%	0.82%
All Capitalization Growth Total		78,617,831	18.56%	0.82%
Domestic All Capitalization Equities Total		\$ 423,480,250	100%	4.41%
Domestic Small Capitalization Equities				
Small Capitalization Core Index				
	Northern Trust Company	180,303,397	24.03%	1.88%
	Rhumblin Advisors	112,855,343	15.04%	1.18%
Small Capitalization Core Index Equities Total		293,158,740	39.07%	3.05%
Small Capitalization Growth Index				
	Rhumblin Advisors	247,070,466	32.92%	2.57%
Small Capitalization Growth Index Equities Total		247,070,466	32.92%	2.57%
Small Capitalization Value Index				
	Ariel Investments	103,255,927	13.76%	1.08%
	Dimensional Fund Advisors (DFA)	106,936,823	14.25%	1.11%
Small Capitalization Value Index Equities Total		210,192,750	28.01%	2.19%
Domestic Small Capitalization Equities Total		\$ 750,421,956	100%	7.82%
Domestic Large Capitalization Equities				
Large Capitalization Core				
	New Amsterdam Partners, LLC	181,550,115	7.84%	1.89%
	Piedmont Investment Advisors, LLC	132,120,010	5.71%	1.38%
	Waddell & Reed Asset Management Group	170,970,287	7.39%	1.78%
Large Capitalization Core Equities Total		484,640,413	20.94%	5.05%
Large Capitalization Value				
	Harris Investment Management	253,011,121	10.93%	2.64%
	Lombardia Capital Partners, LLC	219,710,096	9.49%	2.29%
Large Capitalization Value Equities Total		472,721,217	20.43%	4.93%
Large Capitalization Core Index				
	Northern Trust Company	526,692,564	22.76%	5.49%
	Rhumblin Advisors	336,107,079	14.52%	3.50%
Large Capitalization Core Index Equities Total		862,799,643	37.28%	8.99%
Large Capitalization Growth Index				
	Rhumblin Advisors	302,026,175	13.05%	3.15%
Large Capitalization Growth Index Equities Total		302,026,175	13.05%	3.15%
Large Capitalization Growth				
	Holland Capital Management	192,126,315	8.30%	2.00%
Large Capitalization Growth Equities Total		192,126,315	8.30%	2.00%
Domestic Large Capitalization Equities Total		\$ 2,314,313,762	100%	24.11%

Domestic Mid Capitalization Equities

Mid Capitalization Core Index				
	Northern Trust Company	102,310,045	41.93%	1.07%
Mid Capitalization Core Index Equities Total		102,310,045	41.93%	1.07%
Mid Capitalization Value				
	Channing Capital Management, LLC	69,362,045	28.43%	0.72%
Mid Capitalization Value Equities Total		69,362,045	28.43%	0.72%
Mid Capitalization Growth Index				
	Crede Capital Management, LLC	72,317,294	29.64%	0.75%
Mid Capitalization Growth Index Equities Total		72,317,294	29.64%	0.75%
Domestic Mid Capitalization Equities Total		\$ 243,989,384	100%	2.54%

Real Estate Investment Trusts (REITs)

Global Real Estate Investment Trusts				
	Morgan Stanley Investment Management	136,645,235.00	47.89%	1.42%
	URDANG	86,094,609.22	30.17%	0.90%
Global Real Estate Investment Trusts (REITs) Total		222,739,844	78.06%	2.32%
Domestic Real Estate Investment Trusts				
	Adelante Capital Management	62,615,023.17	21.94%	0.65%
Domestic Real Estate Investment Trusts (REITs) Total		62,615,023	21.94%	0.65%
Real Estate Investments Trusts (REITs) Total		\$ 285,354,867	100%	2.97%

International Equities

International All Capitalization Core Equities				
	EARNEST Partners, LLC	437,821,424	20.50%	4.56%
	Lazard Asset Management	503,103,451	23.55%	5.24%
	Morgan Stanley Investment Management	515,122,543	24.12%	5.37%
International All Capitalization Core Equities Total		1,456,047,418	68.16%	15.17%
International All Capitalization Growth Equities				
	William Blair & Company	325,483,191	15.24%	3.39%
International All Capitalization Growth Equities Total		325,483,191	15.24%	3.39%
International Small Capitalization Growth Equities				
	William Blair & Company	257,423,887	12.05%	2.68%
International Small Capitalization Growth Equities Total		257,423,887	12.05%	2.68%
International Manager of Managers/Emerging Managers Program				
	Leading Edge Investment Advisors (LEIA)	97,141,207	4.55%	1.01%
International Manager of Manager/Emerging Managers Program Total		97,141,207	4.55%	1.01%
International Equities Total		\$ 2,136,095,704	100%	22.26%

	Pluscios Management, LLC	26,143,401	15.01%	0.27%
	K2 Advisors	72,077,250	41.37%	0.75%
	Mesirow Financial	76,006,177	43.62%	0.79%
Hedge Fund of Fund Total		174,226,828	100%	1.82%

Hedge Fund of Funds Total

\$ 174,226,828	100%	1.82%
-----------------------	-------------	--------------

Fixed Income

Core Fixed Income				
	Garcia Hamilton & Associates	77,343,215	4.16%	0.81%
	LM Capital Group, LLC	129,458,923	6.97%	1.35%
	Pugh Capital Management	78,521,132	4.23%	0.82%
	Taplin, Canida & Habacht	131,104,906	7.05%	1.37%
Core Fixed Income Total		416,428,175	22.41%	4.34%
Opportunistic Fixed Income				
	Western Asset Management	444,478,654	23.92%	4.63%
Opportunistic Fixed Income Total		444,478,654	23.92%	4.63%
Fixed Income Index				
	Northern Trust Company	997,510,310	53.68%	10.39%
Fixed Income Index Total		997,510,310	53.68%	10.39%
Fixed Income Total		\$ 1,858,417,139	100%	19.36%

Cash and Cash Equivalent

Cash and Cash Equivalent				
	CTPF Cash Accounts	113,909,852	97.46%	1.19%
	CTPF STEP/Securities Lending Account	2,972,833	2.54%	0.03%
Cash and Cash Equivalent Total		116,882,686	100%	1.22%
Cash & Cash Equivalent Total		\$ 116,882,686	100%	1.22%

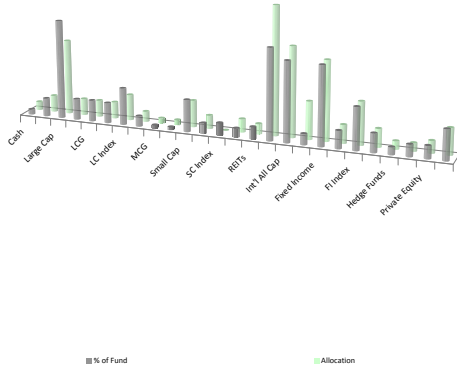
Strategy	Manager Name	Market Value	% of Asset Class	% of Total Fund
----------	--------------	--------------	------------------	-----------------

Real Estate

Core Real Estate				
	JP Morgan Investment	146,272,009	20.51%	1.52%
	LaSalle Properties	25,748,624	3.61%	0.27%
	Prudential PRISA Fund	105,385,532	14.77%	1.10%
	UBS Realty	146,059,480	20.48%	1.52%
Core Real Estate Total		423,465,646	59.37%	4.41%
Opportunistic Real Estate				
	DV Urban Realty LP	11,819,878	1.66%	0.12%
	Europa Fund III	19,065,443	2.67%	0.20%
	Franklin Templeton	1,042,100		
	Fortress Japan Opportunity Fund	20,270,893	2.84%	0.21%
	Fremont Realty	18,493,816	2.59%	0.19%
	Hudson	16,770,945	2.35%	0.17%
	Merrill Lynch Asian Fund	17,148,271	2.40%	0.18%
	Morgan Stanley	1,586,410	0.22%	0.02%
	Olympus Fund	749,904	0.11%	0.01%
	RREEF	22,317,319	3.13%	0.23%
	Urban America LP	14,064,562	1.97%	0.15%
	Walton Street	69,433,066	9.73%	0.72%
Opportunistic Real Estate Total		212,762,607	29.83%	2.22%
Value Added Real Estate				
	Capri Capital	5,207,972	0.73%	0.05%
	CB Richard Ellis	6,940,391	0.97%	0.07%
	Intercontinental	26,128,125	3.66%	0.27%
	Prudential PRISA II Fund	38,767,560	5.44%	0.40%
Value Added Real Estate Total		77,044,048	10.80%	0.80%
Real Estate Total		\$ 713,272,301	100%	7.43%
<hr/>				
Strategy	Manager Name	Market Value	% of Asset Class	% of Total Fund
Private Equity				
Private Equity				
	Adams Street Partners	75,318,980	25.24%	0.78%
	HarbourVest Partners	47,313,943	15.86%	0.49%
	Hispania Capital Partners	3,661,323	1.23%	0.04%
	ICV Capital Partners	6,232,784	2.09%	0.06%
	Mesirow Capital Partners Fund	86,885,979	29.12%	0.91%
	Muller and Monroe	20,145,842	6.75%	0.21%
	Palladium Partners, LP	5,885,382	1.97%	0.06%
	Pantheon	41,128,794	13.78%	0.43%
	Pharos Capital Group,LP	7,638,909	2.56%	0.08%
	Syncom Venture Partners, LP	4,168,390	1.40%	0.04%
Private Equity Total		298,380,326	100%	3.11%
Private Equity Total		\$ 298,380,326	100%	3.11%
<hr/>				
Infrastructure				
Infrastructure				
	Macquarie Infrastructure Fund	131,377,060	46.53%	1.37%
	JP Morgan Infrastructure Fund	150,957,343	53.47%	1.57%
Infrastructure Total		282,334,404	100%	2.94%
Infrastructure Total		\$ 282,334,404	100%	
<hr/>				
	Total Fund	\$ 9,597,169,607	100%	
	Passive	\$ 3,113,884,379	32.45%	
	Active	\$ 6,483,285,228	67.55%	

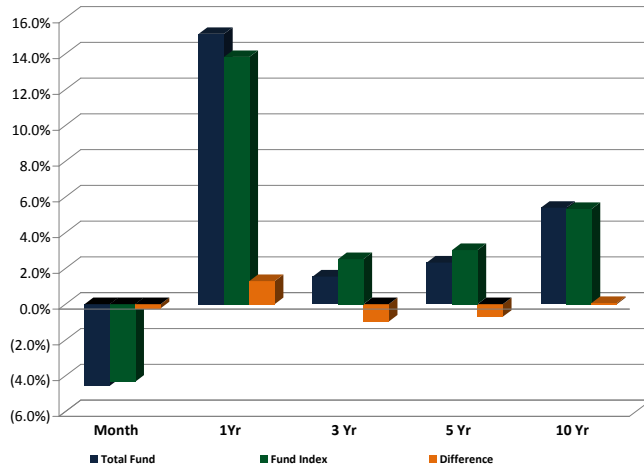
**Chicago Teachers' Pension Fund
Asset Allocation Detail (New Allocation)
Reporting for the Period ending August 31, 2011**

	% of Fund	New Allocation	Difference
Cash	1.22%	2.00%	(0.78%)
All Cap	4.41%	4.00%	0.41%
Large Cap	24.11%	18.25%	5.86%
LCC	5.05%	4.00%	1.05%
LCG	5.15%	4.00%	1.15%
LCV	4.93%	4.00%	0.93%
LC Index	8.99%	6.25%	2.74%
Mid Cap	2.54%	2.50%	0.04%
MCG	0.75%	1.25%	(0.50%)
MCV	0.72%	1.25%	(0.53%)
Small Cap	7.82%	6.50%	1.32%
SCG	2.57%	3.25%	(0.68%)
SC Index	3.05%	0.00%	3.05%
SCV	2.19%	3.25%	(1.06%)
REITs	2.97%	2.50%	0.47%
International	22.26%	31.25%	(8.99%)
Int'l All Cap	19.58%	22.00%	(2.42%)
Int'l Small Cap	2.68%	9.25%	(6.57%)
Fixed Income	19.36%	19.50%	(0.14%)
FI Core	4.34%	4.50%	(0.16%)
FI Index	10.39%	10.50%	(0.11%)
FI Opp.	4.63%	4.50%	0.13%
Hedge Funds	1.82%	2.00%	(0.18%)
Infrastructure	2.94%	2.00%	0.94%
Private Equity	3.11%	3.00%	0.11%
Real Estate	7.43%	6.50%	0.93%
Total Fund	100%	100%	----



**Chicago Teachers' Pension Fund
Total Fund Net of Fees Performance
Reporting for the Period ending August 31, 2011**

	Month	1Yr	3 Yr	5 Yr	10 Yr
Total Fund	(4.6%)	15.1%	1.6%	2.3%	5.4%
Fund Index	(4.3%)	13.8%	2.5%	3.0%	5.3%
Difference	(0.2%)	1.3%	(1.0%)	(0.7%)	0.1%



Chicago Teachers' Pension Fund
Net of Fee Performance
Reporting for the Period ending August 31, 2011

	MTD	1 Yr.	3 Yrs	5 Yrs	Since Inception
Domestic Equity Net of Fees Performance	(6.9%)	20.6%	0.6%	1.4%	----
Manager of Manager/Emerging Manager Program					
Attucks Asset Management, LLC	(6.1%)	20.6%	0.6%	1.9%	4.4%
Progress Investment Management Company, LLC	(7.1%)	19.7%	0.9%	1.5%	4.2%
Russell 3000 Index	(6.0%)	19.3%	0.8%	1.1%	----
All Capitalization Growth Equities					
Zevenbergen Capital Investments, LLC	(9.8%)	21.2%	3.6%	7.4%	9.1%
Russell 3000 Growth Index	(5.6%)	24.3%	3.0%	3.7%	----
Large Capitalization Growth Equities					
Holland Capital Management	(5.1%)	22.9%	5.0%	4.4%	8.0%
Rhumblin Advisors	(5.8%)	19.0%	1.0%	----	----
Russell 1000 Growth Index	(5.3%)	24.0%	3.1%	3.8%	----
Large Capitalization Core Equities					
New Amsterdam Partners	(7.5%)	20.8%	0.2%	0.5%	9.5%
Waddell & Reed Asset Management Group	(6.1%)	24.0%	3.1%	4.3%	10.7%
Piedmont Investment Advisors	(7.4%)	12.1%	(2.0%)	0.4%	0.4%
Rhumblin Advisors	(5.8%)	19.0%	1.0%	----	----
Russell 1000 Index	(5.8%)	19.1%	0.8%	1.1%	----
Northern Trust Company	(5.4%)	18.6%	0.6%	0.8%	----
S&P 500 Index	(5.4%)	18.5%	0.5%	0.8%	----
Large Capitalization Value Equities					
Harris Investment Management	(6.0%)	19.1%	(2.1%)	(0.2%)	3.9%
Lombardia Capital Partners	(6.2%)	14.3%	(1.3%)	0.2%	3.7%
Russell 1000 Value Index	(6.2%)	14.4%	(1.5%)	(1.6%)	----
Mid Capitalization Core Equities					
Northern Trust Company	(7.1%)	23.0%	4.1%	4.7%	----
S&P400 Index	(7.1%)	22.9%	4.0%	4.7%	----
Mid Capitalization Value Equities					
Channing Capital Management	(8.2%)	16.8%	1.5%	1.9%	5.1%
Russell Mid Cap Value Index	(6.9%)	17.5%	2.0%	1.4%	----
Mid Capitalization Growth Equities					
Credo Capital Management	(10.5%)	24.7%	(2.1%)	5.5%	5.1%
Russell Mid Cap Growth Index	(6.8%)	25.6%	3.8%	4.3%	----
Small Capitalization Core Equities					
Northern Trust Company	(8.0%)	25.3%	3.0%	2.8%	----
Rhumblin Advisors	(8.7%)	22.0%	0.9%	----	----
Russell 2000 Index	(8.7%)	22.2%	0.8%	1.5%	----
Small Capitalization Value Equities					
Ariel Investment Management	(11.1%)	12.1%	5.1%	2.3%	10.6%
Dimensional Fund Advisors	(10.4%)	22.5%	3.6%	0.8%	11.3%
Russell 2000 Value Index	(8.8%)	16.9%	(0.6%)	0.6%	----
Small Capitalization Growth Equities					
Rhumblin Advisors	(8.6%)	27.2%	----	----	----
Russell 2000 Growth Index	(8.6%)	27.5%	2.1%	3.6%	----
Real Estate Investment Trusts (REITs) Net of Fee Performance	(4.9%)	14.3%	1.3%	(0.6%)	----
Domestic REITs					
Adelante Capital Management	(5.2%)	18.8%	(0.9%)	(2.5%)	(0.3%)
NAREIT Equity Index	(5.6%)	18.4%	1.8%	0.2%	----
Global REITs					
Morgan Stanley	(7.6%)	12.6%	1.8%	(1.2%)	9.4%
URDANG Securities Management	(6.5%)	14.2%	3.5%	2.0%	10.7%
EPRA/NAREIT Developed Index	(6.3%)	15.5%	0.8%	(1.1%)	----
Hedge Fund of Funds Net of Fee Performance	(1.7%)	4.4%	2.0%	----	----
Hedge Fund of Funds					
K2 Advisors	(4.1%)	1.2%	----	----	3.0%
Pluscios Management, LLC	(4.4%)	----	----	----	0.0%
Mesirov Advance Strategies, Inc.	(3.1%)	2.4%	----	----	2.8%
T-Bill +5%	0.4%	5.2%	----	----	----
HFRX Global Hedge Funds	(3.5%)	(0.9%)	----	----	----

	MTD	1 Yr.	3 Yrs	5 Yrs	Since Inception
International Equity Net of Fee Performance	(1.0%)	19.5%	2.5%	3.6%	----
International Equity All Capitalization					
EARNEST Partners	(8.6%)	14.0%	6.0%	----	4.7%
Lazard Asset Management	(7.5%)	11.8%	1.0%	1.9%	5.2%
Leading Edge Investment Advisors (LEIA)	(9.4%)	8.1%	----	----	(0.2%)
MSCI ACWI ex US Index	(8.6%)	10.8%	0.5%	1.2%	----
Morgan Stanley	(7.9%)	12.7%	(0.5%)	0.5%	9.1%
MSCI EAFE Index	(9.0%)	10.0%	(3.0%)	(1.5%)	----
International Equity All Capitalization Growth					
William Blair & Company	(7.9%)	10.4%	----	----	9.8%
MSCI ACWI ex-US IMI Growth	(8.3%)	13.1%	(0.3%)	1.8%	----
International Equity Small Capitalization					
William Blair & Company	(6.3%)	20.3%	4.1%	----	(0.4%)
MSCI World Small Cap ex-US	(7.9%)	18.7%	3.8%	1.2%	----
Fixed Income Net of Fee Performance	1.7%	5.5%	7.9%	6.7%	----
Fixed Income					
Garcia Hamilton & Associations	(0.1%)	----	----	----	3.0%
LM Capital Group	1.3%	4.5%	7.9%	7.0%	5.6%
Pugh Capital Management	1.4%	----	----	----	4.8%
Taplin, Canida & Habacht	0.8%	5.4%	7.3%	5.3%	4.7%
Western Asset Management	0.3%	6.1%	9.7%	6.1%	5.9%
Barclay Aggregate Bond Index	1.5%	4.6%	7.2%	6.6%	----
Northern Trust Company	1.7%	4.2%	7.2%	6.7%	----
Barclay Government/Credit Index	1.7%	4.3%	7.1%	6.5%	----

Chicago Teachers' Pension Fund
 MWDBE Investment Manager Usage
 Reporting for the Period ending August 31, 2011

	MV as of 8/2011	2010	2009	2008	2007	2006	2005
Adelante	\$ 62,615,023	59,734,834	33,987	74	50	52	-
Capri (\$45 million)	\$ 5,207,972	17,202,816	13,403	25	22	18	21
DV Urban (\$25 million)	\$ 11,819,878	15,427,858	8,013	5	4	-	-
Hispania (\$15 million)	\$ 3,661,323	3,026,642	1,044	-	1	1	1
Hudson Realty (\$)	\$ 16,770,945	11,250,000	-	-	-	-	-
ICV Capital (\$7.5 million)	\$ 6,232,784	3,920,955	3,328	1	1	1	-
Muller and Monroe (\$35 million)	\$ 20,145,842	18,322,700	10,662	9	5	3	1
Palladium (\$7.5 million)	\$ 5,885,382	5,400,235	3,459	3	3	1	-
Pharos (\$7.5 million)	\$ 7,638,909	7,627,433	5,723	4	3	2	-
Syncom (\$7.5 million)	\$ 4,168,390	3,892,166	2,809	1	1	-	-
Urban America (\$25 million)	\$ 14,064,562	13,781,682	16,008	9	4	-	-
Total Minority Owned Alternative	\$ 158,211,010	159,587,321	98,436	132	92	77	23
Pluscios Management	\$ 26,143,401	25,000,000	-	-	-	-	-
Total Women Owned	\$ 26,143,401	25,000,000	-	-	-	-	-
Total MWDBE Alternative Managers	\$ 184,354,411	184,587,321	98,436	132	89	76	23
Apex	\$ 18,308,231	18,240,187	30,593	34	33	28	22
Ariel	\$ 103,255,927	120,319,523	119,604	169	238	199	239
Ativo Capital	\$ 23,716,487	25,799,400	16,782	23	17	-	-
Herndon Capital	\$ 110,666,670	86,927,185	59,163	76	66	-	-
Attucks	\$ 60	55	62,998	-	-	-	-
Brown Capital	\$ 13,747,653	16,636,868	12,844	14	17	-	-
Channing	\$ 69,362,045	67,388,151	50,080	21	30	22	20
Credo	\$ 72,317,294	63,339,153	49,975	17	6	3	-
Decatur Capital	\$ 13,201,628	12,321,042	9,745	-	-	-	-
Denali	\$ 21,296,118	21,666,182	16,278	15	18	15	14
Earnest Partners	\$ 437,821,424	180,891,894	70,453	104	108	-	-
Fortaleza	\$ 20,896,702	18,128,418	14,464	23	24	21	26
GW Capital	\$ 13,810,699	9,075,644	6,579	6	7	-	-
Holland	\$ 192,126,315	172,199,136	103,125	135	142	124	122
John Hsu Capital	\$ 16,165,283	19,319,107	-	-	-	-	-
Leading Edge	\$ 16,805	4,267	-	-	-	-	-
Lombardia	\$ 255,571,285	260,453,185	109,250	165	191	63	55
MarVista Capital	\$ 24,655,045	46,779,112	34,565	-	-	-	-
NCM Capital	\$ 26,319,831	27,808,658	3,926	6	15	11	10
Paradigm	\$ 22,270,465	22,957,740	17,133	24	28	8	-
Piedmont	\$ 132,120,010	142,887,421	104,313	154	118	40	37
Profit	\$ 24,257,004	25,310,643	15,723	40	40	39	45
Progress	\$ 11,000	1,004	108	-	-	-	-
RhumbLine	\$ 998,059,063	1,111,113,037	562,713	701	504	-	-
Total Minority Owned Equity Managers	\$ 2,354,025,730	2,469,570,155	1,563,024	1,871	1,750	691	666

	MV as of 8/2011	2010	2009	2008	2007	2006	2005
Campbell Newman	\$ 9,023,892	9,121,293	6,315	-	-	-	-
Cheswold Lane	\$ 13,323,594	14,134,641	-	-	-	-	-
New Amsterdam	\$ 181,550,115	185,280,030	185,827	256	295	258	246
Nicholas	\$ 6,355,302	6,855,015	3,892	-	-	-	-
Redwood Investments	\$ 28,099,968	29,240,892	12,187	14	-	-	-
Zevenbergen	\$ 78,617,831	84,365,371	53,169	68	72	59	53
Total Woman Owned Equity Managers	\$ 316,970,702	328,997,242	291,536	417	461	410	421
Total MWDBE Equity Managers	\$ 2,670,996,432	2,798,567,397	1,854,560	2,288	2,211	1,101	1,087
Garcia Hamilton Capital	\$ 77,343,215	73,471,328	-	-	-	-	-
LM Capital	\$ 129,458,923	124,385,452	64,929	64	62	62	65
Pugh Capital	\$ 78,521,132	73,240,277	-	-	-	-	-
Total Minority Owned Fixed Income	\$ 285,323,269	271,097,057	64,929	180	245	243	255
Total MWDBE Fixed Income Managers	\$ 285,323,269	271,097,057	64,929	180	245	243	255
Total Fund MWDBE Assets	\$ 3,140,674,113	3,254,251,775	2,017,925	2,600	2,545	1,419	1,364
MWDBE Active	\$ 2,142,615,050	2,143,138,738	1,455,212	1,898	2,040	1,419	1,364
Total Fund	\$ 9,597,169,607	9,941,215,334	8,367	11,444	12,758	11,384	10,824
% of Total Fund	33%	33%	27%	24%	23%	13%	13%
% of Active Mgrs	33%	22%	29%	25%	26%	20%	20%

**Chicago Teachers' Pension Fund
Current MWDBE Allocation vs. Target MWDBE Allocation
Reporting for the Period ending August 31, 2011**

	% of Asset Class	Target Allocation	Allocation Difference
Total Fund Assets	33%	20%	13%
Total Active Assets	33%	25%	8%
Total MWDBE Equity	46%	30%	16%
Total Minority Equity	40%	25%	15%
Total Women Equity	5%	5%	0%
Total Disabled Equity	0%	0%	0%
Total MWDBE FI	15%	15%	0%
Total Minority FI	15%	12%	3%
Total Women FI	0%	3%	(3%)
Total Disabled FI	0%	0%	0%
Total MWDBE Alts	11%	10%	1%
Total Minority Alts	9%	10%	(1%)
Total Women Alts	1%	0%	1%
Total Disabled Alts	0%	0%	0%

Chairperson O’Brill moved the Report of the Committee on Investments to the omnibus.

REPORT OF THE COMMITTEE ON CLAIMS AND SERVICE CREDITS

Application for Pensions

The Committee on Claims and Service Credits reported that applications for pensions are presented for persons, hereinafter listed, with the recommendations that they be approved and granted in the amount and under the conditions set forth herewith.

In the case of each applicant for service and disability pension, the employment of the teacher has terminated, the legally prescribed minimum years of teaching service were completed and requirements with respect to age, the Illinois Retirement Systems Reciprocal Act (if applicable) and the Illinois Pension Code were fulfilled.

In accordance with the provisions of the Illinois Pension Code, each applicant for disability retirement pension was declared by two physicians appointed by the Board to be suffering from a disability which wholly and presumably permanently incapacitates him/her for teaching.

Each applicant for a survivor’s or reversionary pension furnished proper evidence of his/her right to receive such benefit.

Optional Service Retirement Pensions

09/01/2011 through 09/30/2011

Name of Member	School or Final Status	Ist Check Date	Years of Service	Effective Date	Annual Pension
ALEXANDER, DARLENE HILL	CTYWD LITERACY	09-01-2011	28.65	08-14-2011	52,413.96
* ANDERSON, PERSHING PETER	CURIE METRO H S	09-01-2011	30.73	07-01-2011	52,791.36
* ASKEW, CATHERINE JOAN	REAVIS	09-01-2011	23.94	07-01-2011	39,405.24
* ATKINSON, JAMES L.	PROLOGUE JOSH INSTN	09-01-2011	5.66	07-01-2011	7,130.64
* AUSTIN, CURTIS	LATHROP	09-01-2011	21.41	08-31-2010	32,687.16
* BAHAM, VELMA LOUISE	HUGHES/DAVIS	09-01-2011	19.00	07-31-2011	32,600.40
* BAKER, QUEEN E.	C-W EDUC GENERAL	09-01-2011	11.00	07-29-2011	12,308.16
* BALLARD, ROBERT SARGENT	SIMPSON ACADEMY	09-01-2011	22.44	08-28-2011	39,493.80
* BLACKWELL, GLORIA JEAN	CLISSOLD	09-01-2011	33.54	07-01-2011	56,615.76
* BOLLO, MARCIA ANN	ARMSTRONG G	09-01-2011	22.75	07-31-2011	39,086.52
* CLINE, ANN ELIZABETH	CTYWD LITERACY	09-01-2011	16.42	07-31-2011	27,862.92
* DAVIS, ERNEST	LANE TECH H S	09-01-2011	36.06	07-31-2011	62,240.28
* DIGGS, BEVERLY LOUISE	DE PRIEST	09-01-2011	18.94	08-14-2011	28,062.00
* DOMRES, CATHERINE B.	C-W SPEC SVCS SUP	09-01-2011	38.41	08-14-2011	65,794.32
* DOUGLASS, ROBYN DIANE	JEFFERSON N	09-01-2011	35.75	08-15-2011	67,534.08

* Denotes preliminary pension

* ELLIS, GLENDA ANN	BEETHOVEN	09-01-2011	24.93	07-31-2011	36,697.32
* ELLIS, WILLIE JAMES	LAWRENCE	09-01-2011	26.73	07-31-2011	47,503.68
ESCUETA, CESAR B	C-W EDUC GENERAL	09-01-2011	13.23	06-04-2009	7,260.60
* ESPINOSA, GLORIA ROSA	C-W EDUC GENERAL	09-01-2011	33.18	08-28-2011	81,192.36
* FITZGERALD, DEBRA L	AREA INST OFFICE	09-01-2011	40.60	08-18-2011	83,250.48
* FULANOVICH, JOANN	PASTEUR	09-01-2011	36.07	07-01-2011	59,791.44
* GATLIN, WENDELLEEN	WARD LAURA	09-01-2011	32.93	08-16-2011	41,463.48
GRANGER, M ELAINE	WILLIAMS MIDDLE	09-01-2011	16.31	02-13-2009	13,460.64
* GREEN-KATIEN, ADRIENNE	AMES SCHOOL	09-01-2011	19.88	09-01-2010	34,866.96
GRIFFIN, DOROTHY	SUB POSTAL SERVICE	09-01-2011	30.01	07-15-2011	39,935.04
GUY, REGINALD	SUB TEACHER POSTAL	09-01-2011	22.43	08-15-2011	18,059.04
* HAGERTY, SUSAN J	AREA INST OFFICE	09-01-2011	40.22	08-14-2011	83,799.72
* HALL-HEINEMAN, PEGGY ANN	VON STEUBEN METRO	09-01-2011	12.55	07-18-2011	21,893.04
* HASSELL, DEAN ANTONIO	C-W EDUC GENERAL	09-01-2011	30.37	06-05-2011	60,085.08
* HOLT, BELINDA JEWELL	C-W SPEC SVCS SUP	09-01-2011	17.23	07-01-2011	25,851.12
* JOHNSON, CAMILLE	C-W EARLY CHILDDHO	09-01-2011	30.74	08-14-2011	52,956.12
* JOHNSON, ROSEANN	JULIAN H S	09-01-2011	28.78	07-01-2011	50,472.72
* KIZER-BALFOUR, DEBORA S	AREA INS OFFICE 1	09-01-2011	26.26	07-17-2011	57,535.80
* KUNO, MARIA IRIDE	C-W EDUC GENERAL	09-01-2011	37.80	07-01-2011	57,467.16
* LYNCH, DEBORAH MARY	GAGE PARK H S	09-01-2011	32.97	08-02-2011	68,782.08
* MATTA, CARMEN MARIA	SCAMMON	09-01-2011	26.93	07-07-2011	41,805.84
* MCDONALD, KEITH WARREN	JUAREZ COMM ACAD	09-01-2011	37.14	07-01-2011	56,108.64
* MCLIN, DENISE ANN	WELLS HS	09-01-2011	20.53	08-15-2011	22,514.52
* MENDEZ, MANUEL L	C-W SPEC SVCS SUP	09-01-2011	22.98	08-14-2011	36,408.96
* MYLERS BELL, KAREN RENEE	C-W EDUC GENERAL	09-01-2011	23.85	08-01-2010	38,097.96
* NEIMAN, JACQUELINE K	ALCOTT	09-01-2011	20.89	07-01-2011	34,326.48
* NICHOLSON, JAMES ARTHUR	SIMPSON ACADEMY	09-01-2011	17.41	07-01-2011	29,715.84
* NOEL, LEONARD	LANE TECH H S	09-01-2011	30.58	07-01-2011	47,978.28
* PALMER, ELIZABETH ANN	C-W EDUC GENERAL	09-01-2011	5.73	06-04-2010	2,234.88
* PERKINS, PHILLIP	ENGLEWOOD ACAD H	09-01-2011	8.31	08-01-2011	7,653.84
RIVERA-SANCHEZ, PEDRO J	KELLY H S	09-01-2011	10.12	08-02-2010	11,311.68
* ROBINSON, BONITA	ELLINGTON	09-01-2011	34.62	07-31-2011	54,968.16
* ROGERS, PATRICIA ANN	ROSS	09-01-2011	27.16	07-01-2011	48,141.12
* RYAN, LORRAINE PAULETTE	HEALY	09-01-2011	20.23	07-16-2011	36,933.84
* SIMS, BARBARA A	C-W EDUC GENERAL	09-01-2011	8.50	07-03-2011	6,532.68
* SMITH, HAZEL LOUISE	C-W EDUC GENERAL	09-01-2011	26.45	07-01-2011	22,545.00
* STACK, MARY GAIL	C-W EDUC GENERAL	09-01-2011	32.06	07-03-2011	46,913.16
* STREICHER, AVIS COLKY	NASH	09-01-2011	30.64	07-03-2011	50,831.40
* TAYLOR, RENEE DENISE	GRISSOM	09-01-2011	20.70	07-22-2011	33,151.44
* THIGPEN-MORROW, SCHMETTA	C-W EDUC GENERAL	09-01-2011	24.20	08-31-2011	57,280.44

* Denotes preliminary pension

* THIRUS, ARLEMMIE MCARTHUR	JEFFERSON N	09-01-2011	20.50	08-14-2011	32,001.48
* THOMPSON, JOHN DALE	SIMPSON ACADEMY	09-01-2011	9.01	07-23-2011	12,780.84
* TUCKER, SANDRA LYNN	C-W FINANCE GENL	09-01-2011	20.00	07-25-2011	32,691.24
* WESLEY, JENNIFER LOUISE	GALE COMM ACAD	09-01-2011	33.85	07-01-2011	53,710.32
* WEST, KATHLEEN AGNES	GARVEY	09-01-2011	34.09	07-01-2011	58,484.40
* ZEMAIER, JOHN JOSEPH	AMUNDSEN H S	09-01-2011	35.68	07-01-2011	57,538.08
Count of Optional Retirement Pensions: 61		Total Optional Retirement Pensions:		2,491,011.00	
		Average Pension:		40,836.25	
		Average Service Years:		24.92	

Reciprocal Service Retirement Pensions

09/01/2011 through 09/30/2011

Name of Member	School or Final Status	Ist Check Date	Years of Service	Effective Date	Annual Pension
AUER, CAROL J	FORMER TEACHER	09-01-2011	5.60	07-01-2011	19,526.76
BLOSS, CATHERINE A	FORMER TEACHER	09-01-2011	2.06	06-10-2011	3,161.40
DILGER, DIANA P	FORMER TEACHER	09-01-2011	5.35	06-04-2011	9,693.36
DRIBIN, ARLENE E	FORMER TEACHER	09-01-2011	8.20	06-01-2011	7,008.00
DUGGAN, MADONNA M	SANDOVAL SCHOOL	09-01-2011	7.14	06-21-2011	8,401.20
* FERKEL, BARBARA ANN	AMES SCHOOL	09-01-2011	19.68	10-10-2010	34,754.64
FORSTER, CARLA J		09-01-2011	9.38	06-08-2011	14,990.16
FRAGA, TERESA	OROZCO ACADEMY	09-01-2011	21.65	07-01-2011	27,493.20
FUKUDA, LAURA J	FORMER TEACHER	09-01-2011	3.50	06-09-2011	8,178.96
FUKUDA-SCHERPING, IRENE H	FORMER TEACHER	09-01-2011	17.75	06-10-2011	28,665.72
* GROSSETT, MARY ANN	C-W SPEC SVCS SUP	09-01-2011	28.26	07-01-2011	49,061.76
HENDERSON, CHRISTOPHER M	MONTEFIORE SPECIA	09-01-2011	11.95	06-02-2011	13,317.12
HILL-MATULA, JANICE	FORMER TEACHER	09-01-2011	8.18	06-01-2011	15,038.64
HILLBLOM, RITA C		09-01-2011	14.00	06-11-2011	20,982.36
HOLLY, TIMOTHY A	ARMSTRONG	09-01-2011	9.43	06-08-2011	13,135.08
JACKSON, EARMA J	CICS - EDISON LWD CMP	09-01-2011	12.29	07-26-2011	17,922.60
JOJI, JOAN	MORTON CAREER ACA	09-01-2011	7.64	06-04-2011	12,627.48
KENT, MICHAEL W	SUB TEACHER POSTAL	09-01-2011	11.23	07-01-2011	21,578.28
* KLING, NILA RUFF	FOREMAN H S	09-01-2011	26.18	07-17-2011	47,426.04
LEKAN, LINDA M		09-01-2011	6.20	06-11-2011	13,342.68
LEVINSON, DEBORAH S	MURRAY LANG ACAD	09-01-2011	27.93	07-01-2011	69,265.44
LIFSHIN, LYNNE D	FORMER TEACHER	09-01-2011	6.20	06-10-2011	12,870.36
* MANRIQUE, NORMA ROSARIO	JACKSON ACAD	09-01-2011	15.07	08-14-2011	24,618.36
PAUL, ROBERTA J	FORMER TEACHER	09-01-2011	4.40	06-08-2011	9,500.64
PEMBROKE, EILEEN	FORMER TEACHER	09-01-2011	6.39	06-01-2011	12,783.12

* Denotes preliminary pension

* PERO, PETER NICHOLAS	JUAREZ COMM ACAD	09-01-2011	16.10	07-01-2011	29,391.60
* PURCELL, ALANA MARY	C-W SPEC SVC IN/A	09-01-2011	33.33	07-01-2011	52,508.04
RODRIGUEZ, HECTOR	ALBANY PARK ACAD	09-01-2011	22.86	06-09-2011	38,978.40
* RODRIGUEZ, MARIA J	CHICAGO TEACHER'S UNION	09-01-2011	133.92	07-03-2011	101,981.76
* RODRIGUEZ, ROSEMARIE	CHICAGO ACADEMY	09-01-2011	30.14	07-01-2011	48,351.24
ROSARIO, KATHLEEN	FORMER TEACHER	09-01-2011	13.65	06-08-2011	21,275.04
ROSE, MARILYN A	FORMER TEACHER	09-01-2011	3.40	06-10-2011	3,718.68
* SMITH, PHYLLIS MARIE	NIA	09-01-2011	14.88	06-23-2010	25,203.12
SORRICK, KENNETH	FORMER TEACHER	09-01-2011	3.79	07-01-2011	19,623.84
STEIN, GAYLE	FORMER TEACHER	09-01-2011	2.60	06-16-2011	3,883.80
* STRONG, THELMA JEAN	WALSH	09-01-2011	31.84	07-01-2011	59,349.84
* TWEEDLE, PHILISTINE	BEASLEY ACAD MAG	09-01-2011	34.36	07-03-2011	113,255.04
WILSON, PHYLLIS M	FORMER TEACHER	09-01-2011	9.15	07-01-2011	47,551.44

Count of Optional Retirement Pensions: 38 Total Optional Retirement Pensions: 1,080,415.20
Average Pension: 28,431.98
Average Service Years: 14.36

Survivors' Pensions

09/01/2011 through 09/30/2011

Name of Member	1st Check Date	Years of Service	Effective Date	Annual Pension
AGENLIAN, ROSE <i>(WIFE OF MURAD AGENLIAN)</i>	09-01-2011	35.80	07-01-2011	26,353.32
BRUCE, KATHLEEN M. <i>(WIFE OF RUSSELL B BRUCE)</i>	09-01-2011	4.20	08-01-2011	3,442.92
CHEW, KARLA K. <i>(WIFE OF RONALD S CHEW)</i>	09-01-2011	10.80	07-01-2011	3,184.08
FULLMAN, PEARL <i>(WIFE OF CHARLES R FULLMAN)</i>	09-01-2011	35.60	08-01-2011	30,956.76
GARMON, NORMA J. <i>(WIFE OF ADOLPHUS GARMON)</i>	09-01-2011	24.30	08-01-2011	18,747.96
GOLDBERG, ILYNE L. <i>(WIFE OF HOWARD GOLDBERG)</i>	09-01-2011	29.40	11-01-2010	19,651.80
GOLDMAN, JAY N. <i>(HUSBAND OF JANIS GOLDMAN)</i>	09-01-2011	27.60	08-01-2011	18,334.32
KORER, JULIE J. <i>(WIFE OF STEVEN E KORER)</i>	09-01-2011	34.30	08-01-2011	29,748.48
KRCMARIC, MATTHEW W <i>(HUSBAND OF NORMA J KRCMARIC)</i>	09-01-2011	39.40	07-01-2011	28,200.12
LAFORCE, CHRISTINE E. <i>(WIFE OF BRUCE LA FORCE)</i>	09-01-2011	39.68	07-01-2011	31,979.40

* Denotes preliminary pension

October 20

279

2011

LEE JR., LOVELACE <i>(HUSBAND OF BERNICE S LEE)</i>	09-01-2011	32.10	08-01-2011	21,891.36
LORD, CHARLES H <i>(HUSBAND OF MAY S LORD)</i>	09-01-2011	20.10	03-01-2011	8,381.28
MITCHELL, KELLY M <i>(DAUGHTER OF KATHLEEN ANNE MITCHELL)</i>	09-01-2011	8.37	02-12-2011	2,400.00
MITCHELL, SEAN R <i>(SON OF KATHLEEN ANNE MITCHELL)</i>	09-01-2011	8.37	02-12-2011	2,400.00
MITCHELL, JOHN T <i>(HUSBAND OF KATHLEEN ANNE MITCHELL)</i>	09-01-2011	8.37	02-12-2011	2,400.00
RANDALL, SHERVIA JEAN <i>(WIFE OF CHARLES R RANDALL)</i>	09-01-2011	36.10	08-01-2011	25,165.92
SHERLOCK, WILLIAM T <i>(HUSBAND OF ROSALEEN T SHERLOCK)</i>	09-01-2011	38.00	07-01-2011	26,540.16
VAN BRUGGEN, SHIRLEY A <i>(WIFE OF JACOB VANBRUGGEN)</i>	09-01-2011	31.60	08-01-2011	16,862.16
Count of Survivors' Pensions: 18			Total Survivors Pensions:	316,640.04
			Average Pension:	17,591.11
			Average Service Years:	25.78

Summary of Pensions Granted 09/01/2011 through 09/30/2011

At this Meeting		
Type of Retirement Pension	No	Annual
PENSIONS	61	708
RECIPROCAL	38	136
SURVIVOR	18	56
REVERSIONARY	0	0

Cancellation of Pensions

The Committee on Claims and Service Credits reported that pursuant to the law, the pension of the following person was cancelled upon the date of attainment of legal age. The Committee recommended that the cancellation shown below be confirmed and reported in the proceedings of this meeting.

09/01/2011 through 09/30/2011

Name of Member	Reason	Type of Pension	Rate of Pension	Date Cancelled
KEEFE KYLE JAMES	EXCEED AGE LIMIT	SURVIVORSHIP - STEP W/2.2	739.29	09-30-2011
Count of Cancelled Pensions:		1		

Death Benefits

The Committee on Claims and Service Credits reported that documents pertaining to claims for death benefits were examined and verified, and recommended approval.

In support of these claims, the Committee reported that death benefits were for persons whose dates of death were certified and whose heirs, beneficiaries, administrators or executors furnished proper evidence to receive such payments.

09/01/2011 through 09/30/2011

Single Payment of Death Benefit

DECEASED	BENEFICIARY	
ABELL, BERTRAM I	SHIRLEY B ABELL	5,000.00
ABRAMS, SANDRA	DAVID A ABRAMS	2,500.00
	LESLIE A ABRAMS	2,500.00
	ELAINE ANN ALLEN	5,000.00
ALLEN, ANN E	LADWYNA K BAILEY	5,000.00
BAILEY, JUNE L		
BARSHEFSKY, MIRIAM R	MIRIAM R BARSHEFSKY TRUST	5,000.00
BROWN, GLADYS S	LORELLE JOAN WEAVER	2,500.00
	KARYN R BROWN-HARRIS	2,500.00
	JUDITH A BROWN	2,500.00
BROWN, JANICE LEMAR	VIVIAN L BROWN	7,500.00
BROWN, VERGIL K	ELIZABETH M BROWN	5,000.00
CHANDLER, CHARLENE M	KENYA P CHANDLER	833.50
CORCORAN, DANIEL PATRICK	MICHAEL DANIEL CORCORAN	10,000.00
CRIDDELL, SHARON ALICIA	WENDY E FEELING	5,000.00
CROCKETT, LOIS R	BENJAMIN H CROCKETT	5,000.00

CUNNINGHAM, CAROLEE I	VERA B JORDAN	5,000.00
CUSTUS, LESLEY A	KAREN Y STEVENSON	1,000.00
DOUGLASS, MARION R	ROBERT L DOUGLASS JR	1,000.00
	PHYLLIS D HAYES	1,000.00
	ROBYN DIANE DOUGLASS	1,000.00
DUNLAP, CATHELENE	BELINDA FLINT	2,500.00
	BION A FLINT	2,500.00
ELLIS, BARBARA J	DERRICK S ELLIS	3,333.34
	THEODORE B ELLIS, III	3,333.33
	LATONYA N ELLIS	3,333.33
ESKRIDGE, YVONNE P	WILLIAM ROGERS JACKSON	5,000.00
FINK, ABRAHAM	JANNETT R. FINK	5,000.00
FLEMING, JOSEPH	STEPHEN A FLEMING	2,500.00
	MARGARET M GANNON	2,500.00
FOSTER, WILLIAM	NEVA M STURGES	2,500.00
GLOVER, FRANCIS E	ESTATE OF FRANCIS GLOVER	5,000.00
GRANHOLD, LO RAINE	LOIS ROBERTA JARVIS	1,666.66
GREEN, BERTHA M	BRANDI M GREEN	2,500.00
HAJEK, DAVID T	JOAN F HAJEK	5,000.00
HANSEN, ROBERT E	CAROL A. HANSEN	5,000.00
JONES, ARCHIE	ALVAREZ FUNERAL HOME	5,000.00
JONES, WILLIAM M	STEVEN L JONES	5,000.00
KENNEDY, ROBERT E	RUTH E KENNEDY	5,000.00
LEBDA, BARBARA L	IRENE A WHITE	5,000.00
LEE, BERNICE S	MONITA K JACKSON	1,666.66
LEWIS, LULA P	JOHN L LEWIS	1,666.67
LOPEZ, BARBARA L	LISA C LOPEZ	10,000.00
MANNIX, THERESE A	CHRISTOPHER G SABLICH	5,000.00
MOWERY, CECIL H	DEBORAH L HARA	1,666.67
	DANIEL W MOWERY	1,666.67
	DAVID R MOWERY	1,666.66
MURPHY, KEVIN PATRICK	COLLEEN M MURPHY	5,000.00
	SHANNON F MURPHY	5,000.00
OWENS, CHRISTOPHER C	GUADALUPE OWENS	5,000.00
PAGE, MARCELINE K	ERWIN J. PAGE	5,000.00
PALESE, ANTHONY M	ANTHONY MICHAEL PALESE JR	2,500.00
	MARY JOSEPHINE PALESE-DAVIS	2,500.00
PATEL, BHANUMATI R	DIPTI PATEL	2,500.00
POLSTER, ETHEL J	RUSSELL E. POLSTER	5,000.00
POWELL, ROBERT M	JULIA JEAN POWELL	2,500.00
	JENNIFER JANE POWELL-FOWLER	2,500.00
RANSLEY, BERNICE	MARK M RANSLEY	2,500.00

RAY, ORA L	BILLY JOE RAY JR.	2,500.00
	TANYA E RAY-WRIGHT	2,500.00
REYNOLDS, FRANCES	KATHLEEN M BURCH	5,000.00
RODRIGUEZ, JAIME ANTONIO	JAIME ANTONIO RODRIGUEZ, JR.	3,333.34
RUBIN, MORRIS	MARK P RUBIN.	2,500.00
SANTANA, ALMA ADORACION	JAZELYN VIRUET	100.00
	ALMA BETSY SANTANA	3,300.00
	MIGUEL ANGEL SANTANA	3,300.00
SAYGER, DANIEL SCOTT	ETIENE E PINTO	10,000.00
SCHEID, ROY M	ARLENE J. SCHEID	5,000.00
SHERLOCK, ROSALEEN T	WILLIAM T SHERLOCK	5,000.00
SHIELDS, JUANITA	PAULA F SHIELDS-ROBINSON	1,666.67
	MCKINLEY J SHIELDS	1,666.67
SHOUBA, RUTH D	MICHAEL J SHOUBA	2,500.00
STANCY, FLORENCE MARY	JOAN MARIE DEVINE	5,000.00
SULLIVAN, MARIE E	PATRICIA M COLLOFELLO	1,666.66
TAYLOR, DOLLIE M	FRANK TAYLOR JR.	2,500.00
	FRANCES E GUTTER	2,500.00
TOMITA, JOSEPHINE	GAYLE S PHEE	5,000.00
TUCKER, CAROLE A	ROBERTA DEAN	5,000.00
VILLANUEVA, JOSEPH	VIRGINIA CLARK	2,500.00
	MARION CLARK-THOMPSON	2,500.00
VONCKX, LAWRENCE G	LAWRENCE P VONCKX	2,500.00
WALKER, MELVIN F	IDA B OLNEY	5,000.00
WATKINS, ELLA B	TRACY WATKINS	1,250.00
WELLS, CATHERINE M	MARIE T SLOYAN	10,000.00
YASNOFF, MEYER	WILLIAM A YASNOFF	2,500.00
YOUNG, ANGELA CAROL	EULA YOUNG	5,000.00
	ROBERETTA YOUNG	5,000.00
YOUNG, WILLIE N	JUDI L YOUNG	2,500.00
ZACHAR, CATHERINE	CATHERINE M SWEITZER	5,000.00
		<u>\$323,616.83</u>

REFUND OF CONTRIBUTIONS

BROWN, JANICE LEMAR	JUDITH A BROWN	19,060.52
	VIVIAN L BROWN	57,181.62
BUCHANAN, WILLIAM STUART	MAUREEN E RUDER	93,415.83
CORCORAN, DANIEL PATRICK	MICHAEL DANIEL CORCORAN	38,569.99
ELLIS, BARBARA J	DERRICK S ELLIS	65,862.30
	LATONYA N ELLIS	65,862.47
	THEODORE B ELLIS, III.	65,862.30
LOPEZ, BARBARA L	LISA C LOPEZ	33,639.15
MCCRISTON, JOANN	BEATRICE A BARROS	133,655.57

MURPHY, KEVIN PATRICK	COLLEEN M MURPHY	19,947.26
	SHANNON F MURPHY	19,947.24
PROVOST, LISA M	KARLI M PROVOST	5,145.21
	KIEFER D PROVOST	5,145.22
	KRYSTIN M PROVOST	5,145.21
RODRIGUEZ, JAIME ANTONIO	JAIME ANTONIO RODRIGUEZ, JR.	22,802.93
SANTANA, ALMA ADORACION	ALMA BETSY SANTANA	29,398.20
	MIGUEL ANGEL SANTANA	29,398.23
	JAZELYN VIRUET	890.85
TAYLOR, CHERYL A	CARMEN GRAY	4,640.04
	SHARKEY J JOHNSON II	4,640.01
VANZET, WILLIAM RICHARD	MARSHA K VANZET	949.43
	RICHARD JAMES VANZET	949.42
WELLS, CATHERINE M	MARIE T SLOYAN	249,557.94
YOUNG, ANGELA CAROL	ROBERETTA YOUNG	23,529.94
	EULA YOUNG	23,529.94
GRAND TOTAL OF ALL DEATH BENEFITS		\$1,342,343.65

	ALFREDO DAVID RODRIGUEZ	22,802.88
TIGGELAAR, TRUDY A	DANIEL J TIGGELAAR	12,901.84
	TOTAL REFUND OF CONTRIBUTIONS	\$96,634.27

COMBINED DEATH BENEFIT

FREEMAN, MARTHA ESTHER	KENNETH R WILLIAMS	5,913.72
	TOTAL COMBINED DEATH BENEFIT	\$5,913.72

GRAND TOTAL OF ALL DEATH BENEFITS		\$339,366.42
--	--	---------------------

Refunds

The Committee on Claims and Service Credits reported that documents pertaining to claims for refunds, listed herewith, were examined and verified, and recommended approval thereof. In support of these claims, the committee reported that: 2.2 excess contributions represent the additional amount contributed after 34 years of service refundable upon retirement provided the member does not choose the augmented pension rate; contract overpayments and refunds represent reductions and withdrawals of previously validated optional service and 2.2 upgrade contributions; excess contributions represent deductions outside of the statutory requirements; termination and other refunds are for persons no longer employed as members of the teaching force and, survivor contributions are for members with no eligible survivors at the time of retirement.

09/01/2011 through 09/30/2011

2.2 Excess Contributions

DILLANADO, NADINE D N	5,252.63
FREDERICK-STADEKER, RUBY	3,838.26
GALES, CAMILLE Y	5,332.42
LILLIG, JOHN COLEMAN	5,978.59
RANDOLPH, DOLORES	5,418.16
TOTAL 2.2 EXCESS CONTRIBUTIONS	25,820.06

Contract Overpayment

AHMAD, MOHAMMAD TUFAIL	15,559.76
BALARK, JOAN A	12,949.41
BARLETTA, MARGARET ANN	9,913.48
BARRY, ANNE MC KAY	9,287.91
BLAYER, NANCY	14,103.42
CLEMENT, EDWARD WALTER	12,914.72
COSTELLO, PATRICIA ANN	11,684.77
CRENSHAW-HARRIS, ALVITA	261.60
CRENSHAW-HARRIS, ALVITA	13,521.65
CROSBY-WALLS, SANDRA	20.96
DOMRES, CATHERINE B	16,619.54
DOUGLASS, ROBYN DIANE	15,325.29
DUNN, VERA SPENCER	14,110.13
DUPLANTIS, LINDA ANN	14,285.09

FASSOS, PANAGIOTA	14,165.25
FEAMAN, SCOTT	23,168.22
FINCH, MARGARET	2,947.51
FREEMAN, MARY ANN	12,914.72
GABY, BETH ANN	12,935.39
GALIS, JANIS J	695.40
GALIS, JANIS J	13,046.83
GOLDSBURY, MAUREEN KAY	14,072.92
GONZALEZ, ELIZABETH	14,396.39
GONZALEZ, MARIA ANTONIA	12,769.73
GROTH, MARY ALICE	13,483.83
HARA, MARLA	8,324.93
HASSELL, DEAN ANTONIO	13.18
HAYMON, EARLEAN	15,067.32
HIEU, NGUYEN-TRUNG	15,644.87
HIMMELSTEIN, NANCY S	22.11
HOFF, NANCY JOY	13,625.44
JANISZEWSKI, RITA ANN	12,709.03
JANKIS, JUDITH ANN	13,883.56
KELLY, GERALDINE	11.44
LAMY, SUZANNE CATHERINE	14,054.84
LANDESMAN, MURIEL M	11,961.81
LOPUSHONSKY, MICHAEL KENNETH	17,062.62
MACOLA, CAROL ANN	95.57
MANRIQUE, NORMA ROSARIO	1,002.07
MARTINEZ ESTKA, ANA S	19,733.78
MASON, AMELIA PATRICIA	17,207.53
MAYBAUM, LEONARD WILL	17,229.61
MCCOY, MARGUERITE E	13,451.12
MCDONALD, CHRISTINE ELEANOR	382.64
MOON, SO YOUNG	14,338.06
NIELSEN, KATHERINE MARY	12,352.42
NILSON, KATHRYN MARY	11,332.90
PAVLETIC, MAUREEN PATRICIA	14,357.87
PINO, DAVID	15,169.65
PURCELL, ALANA MARY	13,298.97
RODABAUGH, LINDA	13,477.50
SINKUS, MARGARET ANTOINETTE	11,381.97
STARKUS, DEBORAH	14,959.08
STERLING, LOUIS EMERSON	14,294.19
STONE, MARILYNN LEONA	14,274.28
STURTEVANT, JOHN ROBERT	13,483.64
TAPIA-QUANE, HORTENCIA	12,916.27
THERRIO, CARA LYNN	12,906.07
VOVES, LARRY ARTHUR	13,228.22
WEAVER, DARLENE BRENDA	14,339.73
WIGGINS, ODESSA	10,903.34
WILKIN, ROBERT JOSEPH	13,552.78
TOTAL CONTRACT OVERPAYMENT	<u>727,204.33</u>

Contract Refund

KELLY, GERALDINE	772.32
TOTAL CONTRACT REFUND	<u>772.32</u>

Excess Contributions

AFFINITA, MARIA E	66.40
AVILES, BEATRICE	11.12
BAPTIST, PEARLIE M.	274.11
BELL, RUBY LEE	15.29
CANAVAN, MARIA D.	185.30
CHAPMAN, THOMAS EUGENE	74.81
COGGS, BELINDA L	104.68
COHEN, MICHELLE	128.70
COLEY, JUANA D	62.14
CRADDIETH, LARRY D	264.37
CRAIG, DONNA JEAN	81.85
DAVIS, JUNE EDWINA	29.43
DOBSON, KENDRA D	182.93
DUBA, RICHARD P	46.07
DURRENBERGER, MARK R	31.23
DWORAKOWSKI, CHRISTINE MARY	36.36
EDISON, MICHELE E	8.44
FARMER, EUGENE	147.03
FROMAN, DANIEL JAY	104.16
FULTON, URA	5.27
GERGANS, SAMANTHA	80.02
HAYTHORNE, SANDRA LANELL	123.83
HOLMES, WILLYA MAE	7.79
HOSKINS, SARA	6.09
KAPOOR, SANDEEP	64.10
KELLY, GERALDINE	1.80
KUJAWA, JOHN P	39.72
LAWANI, DENISE WINONA	279.02
LESLEY, JULIA L	26.83
LOPEZ, JASON F	15.66
MALAMIS, STEFANIE S	42.51
MILLS, MYRON	267.31
MITCHELL, LINDA MCCOY	27.10
ORR, KATHLENE LEE	20.11
PADATH, JOSEPH O	70.00
PEDRAZA, ADA I.	22.58
PENMAN, FREDERICK J.	11.33
RANDOLPH, MALISSA ANN	162.91
RAWLINGS, SHEILA ELAINE	29.20
RIVERA, MARIA ANGELICA	47.08
ROBINSON, JEROME E	308.05
SCOTT, OLEAN H	416.83
SIMMONS, BARBARA J	8.41
SMITH, ANTONIO LEE	30.51
SMITH, LOUIS B	155.61
SMITH, VELMA	12.86
TAYLOR, DENISE	32.71
WARD-O'QUINN, TOYIA MICHELE	6.04
WICKLINE, PEGGY JO	26.41
WILLIAMSON, ERIC WAYNE	225.74
TOTAL EXCESS CONTRIBUTIONS	4,427.85

Other

AJAYI, KATHERINE	3,269.15
ANTOSZEK, ANTON WALTER	3,454.15

BALASUBRAMANIAN, RAJESH V	7,497.55
DONOVAN, JOSEPH PATRICK	22,116.86
EDWARDS, STAN G	24,036.01
FUJIYOSHI, KAY F	11,266.44
JANIA, JAMES C	4,298.89
MANNEY, GERMAINE DENIECE	1,478.10
MCCANN, JANEEN T	3,719.13
MOBLEY, MICHAEL E	4,421.23
PAYNE, CHARLEMAGNE P	3,539.32
REDFIELD, TONYA M	51,172.73
REED, MOLLY KAYTE	70,371.52
VOYNOVICH, JULIE ANN	27,122.36
WARD-O'QUINN, TOYIA MICHELE	18,372.50
TOTAL OTHER	256,135.94

Survivor Contributions

BAHAM, VELMA LOUISE	8,838.91
BELL, RUBY LEE	586.81
BLOCKMON, GEORGIA	12,599.98
BOLEY, DAVID CRAIG	1,700.87
BOLLO, MARCIA ANN	10,114.49
BOYD, ANN M	609.01
BOYD, CHARLOTTE ANTOINETTE	4,776.26
CARRIDINE, SANDRA JEANNE	5,391.88
CARTWRIGHT, JANE ELLEN	10,694.07
DAVIS, ERNEST	15,391.80
DIGGS, BEVERLY LOUISE	7,348.14
DOUGLASS, ROBYN DIANE	16,062.04
DUEL, LUZ AMANDA	14,551.09
EDISON, PEGGY ANN	11,575.97
EDMONDSON, JILL ELAINE	10,084.94
FERRELL, GWENDOLYN	10,441.30
FINCH, MARGARET	964.77
FREDERICK-STADEKER, RUBY	1,861.68
FULANOVICH, JOANN	17,462.72
GALES, CAMILLE Y	2,858.88
GILBERT, LORETTA	12,217.30
GLASER, ARTHUR E	1,529.19
GRIMALDO, IRMA	10,595.50
GUY, REGINALD	4,659.36
HARRIS, ANDREA JOAN	900.83
HOLLY, TIMOTHY A	3,841.67
HOLT, BELINDA JEWELL	6,708.51
HUDSON, BONNIE GENEVIA	1,362.45
JOHNSON, CAMILLE	12,402.19
JONES, PAMELA KAREN	561.46
KLING, NILA RUFF	12,639.56
LENARD, ARNETT	2,111.65
MANRIQUE, NORMA ROSARIO	7,362.13
MCDONALD, CHRISTINE ELEANOR	13,182.00
MCMAHON, JAY ALAN	3,020.99
MOCHEL, JOHN	10,752.87
MONTERRUBIO, JULIE	862.25
OAKES, GLORIA ANN	7,061.37
PAUL, ROBERTA J	1,825.01
PELT, CAROL ANN	11,453.73

PERO, PETER NICHOLAS.....	8,653.08
PHILBIN, DENISE.....	19,615.39
PURCELL, ALANA MARY.....	14,950.13
RAWLINGS, SHEILA ELAINE.....	10,595.16
REED, LINDA.....	11,589.53
ROBERTS, BARBARA MARIA.....	11,790.42
ROBINSON, BONITA.....	12,755.45
RODRIGUEZ, ROSEMARIE.....	14,081.11
RYAN, LORRAINE PAULETTE.....	10,638.55
SHEPPARD, SYLVIA ANGELA.....	10,837.65
SHIMKUS, LAURA E.....	12,194.73
SIMS, BARBARA A.....	2,677.37
SNITOWSKY, ROSALYN MANETTE.....	14,859.50
SPRAGGINS, DORIS JEAN.....	16,165.62
STRONG, THELMA JEAN.....	13,704.94
TARVER, LYNDA MAE.....	1,137.09
TERRY, LINDA.....	177.24
THOMPSON, JOHN DALE.....	4,151.97
TWEEDLE, PHILISTINE.....	19,989.50
UTSUNOMIYA, CAROL ANN.....	10,700.57
WILSON, PHYLLIS M.....	4,070.23
WOODSON, GLORIA.....	9,703.93
WORTHY, FREDDIE DEAN.....	2,545.61
TOTAL SURVIVOR CONTRIBUTIONS.....	526,550.40

Termination Refunds

ALVA, CHARLES.....	7,106.71
ARZUAGA, CARLOS ALBERTO.....	34,352.24
BAPTIST, PEARLIE M.....	786.95
BATIE-RUSSELL, JEANETTE.....	9,113.10
BEASLEY-GREEN, VENISA ANTOINETTE.....	60,152.94
BECKELMAN-HUGHES, KATHLEEN A.....	510.84
BERACIERTO, KIMBERLY JOY.....	1,305.10
BLACK, MICHELLE L.....	3,604.37
BROWN, LLOYD MERRITT.....	13,999.83
CANAVAN, MARIA D.....	1,488.92
CASEY, KATHLEEN M.....	376.64
COGGS, BELINDA L.....	2,770.93
COLEY, JUANA D.....	779.63
COLLINS, JONATHAN B.....	3,878.46
CRADDIETH, LARRY D.....	1,158.76
DAVIS, BARBARA.....	1,447.33
DEFINA-HILLMAN, DARLENE ARMIDA.....	30,534.64
DENU, MICHAEL.....	2,492.31
DOBSON, KENDRA D.....	637.99
DUBA, RICHARD P.....	231.91
DURRENBERGER, MARK R.....	1,858.99
EDISON, MICHELE E.....	14,983.25
ESPINA, ANA M.....	7,580.83
FARMER, EUGENE.....	31,293.24
FISCHER, DAVID.....	10,907.22
FOLEY, JULIE A.....	5,384.45
FRY, SCOTT.....	3,949.38
FULTON, JULIE ANN.....	27,271.80
GAGE, YA'REE J.....	1,725.81
GALVALISI, VERONICA.....	15,085.09

GERGANS, SAMANTHA	12,157.13
GRIFFITH-SMITH, PATRICIA L	541.73
HAMPTON, COLETTE	4,730.21
HARMAN, ROBERT W	15,631.58
HARRISON, KEITH E	20,033.55
HAYTHORNE, SANDRA LANELL	628.80
HEVIA, ELYSSES D	6,869.87
HIMPLER, JAMES W	11,335.78
HODGES, NORVAL	16,936.59
HOSKINS, SARA	6,620.95
JEFFRIES, MICHELENE	6,021.77
KAPOOR, SANDEEP	1,703.83
KUJAWA, JOHN P	23,692.64
KUS, ANGELA M	7,152.57
LAMARGO, CLAIRE E	9,298.78
LAWANI, DENISE WINONA	1,390.84
LAYTON, GEOFFREY W	183.65
LESLEY, JULIA L	9,835.12
LEWIS, MARC K	7,521.76
LLOYD, CYNTHIA	1,015.54
LOMBARD, KELLY K	16,536.24
LOPEZ, JASON F	8,618.73
LOUGHMILLER, MEREDITH J	11,333.12
MABRY, ROBERT E	10,736.69
MALAMIS, STEFANIE S	5,180.95
MANNNS, YOLANDA	14,492.15
MARCERO, DEBORAH LYNN	13,366.91
MARCOTTE, RACHEL A	28,150.98
MARCUS, NANCY G	3,992.37
MCCANN MOSS, TINESSA R	26,200.74
MCNAUGHTON, FRANK W	13,606.16
MILLER, HOLLY D	10,803.94
MIX, CHERYL GENEVIEVE	13,109.91
MOHOMES, CLIFTON J	423.95
NIELSEN, RACHEL ANNE SCHULTZ	6,780.84
O'NEILL, CAROLYN M	9,572.85
PANTER, BRET D	6,895.77
PARKER, DANIEL E	22,793.52
PEDRAZA, ADA I	1,004.93
PENMAN, FREDERICK J	557.92
PHILLIPS, DARCY F	4,831.61
POOLE-HAMILTON, SHAUNDA	43,255.55
RADNITZER, KATHERINE LEIGH	49.33
RAINES, REBECCA RENEE	23,315.45
RAMOS, AMANDA	12,699.56
RANDOLPH, MALISSA ANN	18,969.26
RAUCH, ROBERT F	3,624.00
REVELO, ANA I	3,141.67
RIVERA, MARIA ANGELICA	6,200.38
ROBERTS, STEVEN B	2,600.04
ROBINSON, CYNTHIA A	362.47
ROGERS, AMANDA	14,164.43
ROSEN SILVER, AMY	17,037.28
SANCHEZ, CAMILA	15,689.84
SCHMIDT, WILLIAM ROBERT	5,318.51
SCOTT, OLEAN H	395.23
SETH, PAYAL	9,735.88

SIDER, JENNIFER	7,808.92
SIMMONS, BARBARA J	630.32
SMITH, SHANE GOLDSTEIN	19,732.31
STOVALL, GLORIA JEAN	17,551.15
TANG, ANNE	10,862.27
TAYLOR, FERN CELESTE	22,027.73
TERRY, MICHAEL D.	2,400.86
TOOMEY, JENNIFER RACHEL	50,062.84
VALITON, AUDREY	4,551.12
VANDERVEST, BETTY K.	16,489.62
VICCELLIO, ADRIAN	12,553.92
VICCELLIO, KIMBERLY JANE	29,848.17
WARD-O'QUINN, TOYIA MICHELE	6,384.55
WHITLEY, MARILYN T	1,508.70
WILEY, MARILYN KAY	70,877.55
WILLIAMSON, ERIC WAYNE	52.76
WILLIS, ANITA	6,934.54
WILLMS, DANIEL T	18,333.03
WOODSON, TRACY LENEEN	19,550.41
WOODSON-DAVE, STACY R.	12,759.47
ZAJAC, PAUL	11,276.18
ZAWLOCKI, CAREY E.	8,226.95
ZAWLOCKI, LUKE	4,885.58
TOTAL TERMINATION REFUNDS	1,220,930.46
GRAND TOTAL OF ALL REFUNDS	2,761,841.36

Outside Time

The Committee on Claims and Service Credits reported that affidavits, or other evidence attesting to or certifying service in the public schools of the several states or in schools operated by or under the auspices of the United States outside of the City of Chicago were presented for the persons hereinafter listed.

The Committee recommended that the service described be approved for pension credit provided that the last five years of the member's service shall have been rendered in a position covered by this Fund, the State Universities Retirement System or the Teachers' Retirement System of the State of Illinois; a maximum credit for ten years shall be reduced by credit for such service validated by the State of Illinois; and three-fifths of the term of service for which an annuity is granted shall be in the public schools of the City.

Name	School	Service	Years
Farano, Nancy M	World Languages HS	Teaching	2.7000
Fitzgerald, Thelma R	McCutcheon	Teaching	6.0000
Green, Pamela C.	Yates	Teaching	1.0000
Mangos, Stamatia T	Roosevelt HS	Teaching	6.0000

Dr. Pilditch moved the Report of the Committee on Claims and Service Credits to the omnibus.

REPORT OF THE COMMITTEE ON FINANCE

Administrative Expenses

The following administrative expenses were presented with the recommendations that they be approved.

Administrative Expenses 09/01/11 – 09/30/11		
Vendor	Description	
AT & T MOBILITY	PHONE & DATA ACCESS, 5/22/11 - 6/21/11: HUBER	110.12
	DATA ACCESS, 5/22/11 - 6/21/11: TRUSTEES	245.75
	EQUIPMENT - I PHONE	213.43
	PHONE & DATA ACCESS, 6/22/11 - 7/21/11: HUBER	110.13
	DATA ACCESS, 6/22/11 - 7/21/11: TRUSTEES	245.67
	PHONE & DATA ACCESS, 7/22/11 - 8/21/11: HUBER	110.47
	DATA ACCESS, 7/22/11 - 8/21/11: TRUSTEES	249.49
ACE BAKERY	DESSERT, TRUSTEE APPRECIATION, 9/15	48.00
AMERICAN EXPRESS	FAX BROADCASTING MINUTES	100.94
	SUBSCRIPTION, WALL STREET JOURNAL, 8/2011 - 8/2012: HEREDIA-LOPEZ	213.72
	CREDIT, REG., NASP CONF., 6/13/11 - 6/15/11. LOS ANGELES, CA: REILLY	-125.00
	SUBSCRIPTION, WALL STREET JOURNAL, 8/18/11 - 8/18/12: WARD	103.00
	AIR, NCTR CONF., 10/8 - 10/12/11, BALTIMORE FREED	263.40
HENRY P. ANSELMO & ASSOCIATES	LEGISLATIVE CONSULTING, 9/1/11 - 9/30/11	8,333.33
ASPEN MARKETING SERVICES	ELECTION MATERIAL MAILING: WARD	6,479.20
AVILES, LORENA	REIMBURSE, MILEAGE, RECIPROCAL CONF., 9/19	18.79
BANKS-FALLIS, SHERON	REIMBURSE, TURNING 65 SEMINAR, 8/31	233.68
BOGFIRE INC.	DESIGN & LAYOUT, OPEN ENROLLMENT HANDBOOK, 2012	2,200.00
	DESIGN & LAYOUT, CAFR 2010	1,300.00
	DESIGN & LAYOUT, E-NEWS, JULY 2011	375.00
BUSINESS PRODUCTIVITY SOLUTIONS	CONSULTING SERVICES, SOLOMON PURCHASING MODULE	787.50
BRADLEY CONSULTING GROUP INC	MIS CONSULTING SERVICE, 8/1/11 - 8/31/11	45,600.00
BULBIN, NEDDA	REIMBURSE, MILEAGE, RECIPROCAL CONF., 9/19	10.86
BUSH, STEPHANIE	INDEXING OF PROCEEDING BOOKLETS, 2010 - 2011	1,221.00
BUSINESS IT SOURCE	COMPUTER SOFTWARE SUPPORT, 6/18/11 - 6/17/12	3,240.00
CDW COMPUTER CTR	CANON PRINTER	2,125.12
	APPLE IPADS	1,355.91
CAFFE BACI	BREAKFAST, INVESTMENT MANAGERS MEETING, 9/9	76.52
	LUNCH, TRUSTEE MEETING, 9/15	184.89
CHICAGO MESSENGER	DELIVERY SERVICE THRU 9/18	341.36
CHICAGO PRESS	BUSINESS CARD STOCK	494.00

**Administrative Expenses
09/01/11 – 09/30/11**

Vendor	Description		
CHICAGO PUBLIC SCHOOLS	SUBSTITUTE SALARY REIMBURSEMENT, TRUSTEE MEETINGS, 9/9 & 9/15		994.92
CITRIX ONLINE	GO TO WEBINAR, 9/2/11 - 10/1/11		198.00
COM ED	ELECTRIC SERVICE, 8/5/11 - 9/6/11, SUITE 2600		3,047.42
COMGRAPHIC, INC.	PROCESSING, PENSION CHECKS & ADVICES, 8/11	6,798.18	
COMGRAPHIC, INC.	PROCESSING, PENSION CHECKS & ADVICES, 9/11	6,834.55	13,632.73
COOLERSMART USA	MAINTENANCE, WATER DISP., 7/20/11 - 10/19/11		665.00
CUTTING EDGE DOCUMENT	SHREDDING OF CONFIDENTIAL DATA		115.00
DIEHL, LORRAINE	REIMBURSE, MILEAGE, RECIPROCAL CONF., 9/19		74.63
DIRECTV	SATELLITE RECEPTION, 9/10/11 - 10/9/11		6.00
ELECTION SERVICES CORPORATION	DEPOSIT, TEACHER-TRUSTEE ELECTION, 11/4		150,254.20
FREED, JEANNE	REIMBURSE, IF WHARTON CONF., 7/24/11 - 7/28/11, SAN FRANCISCO, CA	96.32	
	PER DIEM, NCTR CONF., 10/8/11 - 10/12/11, BALTIMORE, MD	375.00	471.32
GAJEWICZ, TOM	REIMBURSE, TRAINING, VM WORLD 2011 CONF., 8/28/11 - 9/2/11, LAS VEGAS, NV		2,075.99
	HEALTH CONCEPTS, LLC		
HERNANDEZ, GUILLERMO	REIMBURSE, MILEAGE, RECIPROCAL CONF., 9/19		23.07
HEWITT ASSOCIATES LLC	CONSULTING FEE, EMERGING MANAGER FUND OF FUNDS, REAL ESTATE SEARCH		25,000.00
HILTON BALTIMORE	ACCOM., NCTR CONF., 10/8/11 - 10/14/11, BALTIMORE, MD: REHAK	738.05	
	ACCOM., NCTR CONF., 10/8/11 - 10/14/11, BALTIMORE, MD: WARD	1,230.05	
	ACCOM., NCTR CONF., 10/8/11 - 10/14/11; BALTIMORE, MD: FREED	984.06	2,952.16
HOLLEMAN, MICHELLE	GRAPHICS & DESIGN, PROCEEDINGS, AUG 2011	1,225.00	
	GRAPHICS & DESIGN, EDITORIAL UPDATES	225.00	
	GRAPHICS & DESIGN, E-MEWS, JULY & AUGUST	425.00	
	GRAPHICS & DESIGN, ELECTION POSTERS	125.00	
	GRAPHICS & DESIGN, NEWSLETTER, FALL 2011	2,850.00	
	GRAPHICS & DESIGN, E-LERT, SEPTEMBER 2011	150.00	
	GRAPHICS & DESIGN, OPEN ENROLLMENT INSERTS	400.00	
	GRAPHICS & DESIGN, PENSION REP MATERIAL	250.00	
	GRAPHICS & DESIGN, PROCEEDINGS, SEP 2011	1,650.00	
	GRAPHICS & DESIGN, FORM REVISIONS	50.00	
	GRAPHICS & DESIGN, NEWSLETTER, FALL 2011	4,725.00	
	GRAPHICS & DESIGN, OPEN ENROLLMENT HANDBOOKS	2,850.00	14,925.00
IDT MICROSYNERGY DBA DISKFAKTORY	2010 CAFR REPORT		1,245.16
ILLINOIS CPA SOCIETY	MEMBERSHIP DUES, 7/1/11 - 6/30/12: HAMBRICK		275.00

Administrative Expenses		
09/01/11 – 09/30/11		
Vendor	Description	
ILLINOIS STATE BAR ASSOCIATION	MEMBERSHIP DUES, 7/1/11 - 6/30/12: HAMBRICK	302.00
IRS	CERTIFICATION OF US RESIDENCY	35.00
INTERPARK	MONTHLY PARKING, 9/1/11 - 9/30/11: BANGERT	230.00 *
	MONTHLY PARKING, 9/1/11 - 9/30/11: FIELD REPS	1,150.00
	MONTHLY PARKING, 9/1/11 - 9/30/11: STAFF PAYROLL DEDUCTIONS	875.00 **
IBM CORP	BUSINESS CONTINUITY SERVICE, 9/1/11 - 9/30/11	1,899.00
IRON MOUNTAIN	COMPUTER BACKUP STORAGE CHARGE, 8/1/11 - 8/31/11	590.26
JACOBS, BURNS, ORLOVE	LEGAL SERVICES, 8/1/11 - 8/31/11	23,314.37
KIRKLAND & ELLIS LLP	PENSION LITIGATION ENDING 7/1/11 - 7/31/11	4,956.55
KPMG, LLP	BILLING, 6/30/10, AUDIT	45,000.00
KUPRESAK, MIRELA	TUITION REIMBURSEMENT, 1 CLASS	2,255.00
	REIMBURSE, MILEAGE, RECIPROCAL CONF., 9/19	18.51
MAGGIANO'S	LUNCH, TRUSTEE MEETING, 9/15	387.76
MOREL, ERIC	REIMBURSE, CTPF EXPENSE REPORT, 7/26	45.77
NATIONAL COUNCIL ON TEACHERS	REG., NCTR CONF., 10/9/10 - 10/13/11, BALTIMORE, MD: FREED	900.00
	REG., NCTR CONF., 10/9/10 - 10/13/11, BALTIMORE, MD: WARD	900.00
	REG., NCTR CONF., 10/9/10 - 10/31/11, BALTIMORE, MD: REHAK	900.00
NEOFUNDS BY NEOPOST	REPLENISHMENT OF POSTAGE	1,045.07
NORTH SHORE PRINTERS, INC.	FORM, ELECTION POSTERS	248.00
	NOTICE, PENSION REP FLYER	346.00
	COVER LETTER, ELECTION	248.00
	ELECTION POSTERS	1,209.98
NOTARY PUBLIC ASSOC OF IL	APPLICATION, NOTARY STAMP, P.REMER	49.00
	APPLICATION, NOTARY STAMP, M.MCFARLAND	49.00
	APPLICATION, NOTARY STAMP, H.THOMAS	49.00
	APPLICATION, NOTARY STAMP, M.LOPUSHONSKY	49.00
OFFICE CONNECTION	OFFICE SUPPLIES	141.21
PENSION REAL ESTATE ASSOC.	MEMBERSHIP DUES, 1/1/11 - 12/31/11	330.00
REHAK, JAY C.	PER DIEM, NCTR CONF., 10/8/11 - 10/12/11, BALTIMORE, MD	300.00
REILLY, MARY SHARON	REIMBURSE, PARKING, DIMENSIONAL FUND ADVISOR'S FORUM, 9/14/11, CHICAGO, IL	24.00
ROOKS, CHERYL	TUITION REIMBURSEMENT, 1 CLASS	2,255.00
SAGER, IRISH		
SIERRA, RODRIGO A.	PER DIEM, IMN SUMMIT, 9/18/11 - 9/21/11, MIAMI BEACH, FL	300.00

Administrative Expenses 09/01/11 – 09/30/11

Vendor	Description		
SMALL WORLD SOL.	DEATH AUDIT SERVICES, 9/3/11 - 9/2/12		4,500.00
A SPECIALTY COFFEE SERVICE	COFFEE SUPPLIES		377.35
STATE FARM INSURANCE	MODIFICATION, WORKERS COMP. POLICY, 1/27/10 - 1/27/11	989.91	
	MODIFICATION, WORKERS COMP. POLICY, 1/27/11 - 1/27/12	970.72	1,960.63
TERREMARK NORTH AMERICA INC	DATA VAULTING SERVICE, 7/1/11 - 7/31/11	2,976.60	
	DATA VAULTING SERVICE, 8/1/11 - 8/31/11	2,995.05	5,971.65
TRANSUNION	ADDRESS LOCATION USAGE, 7/26/11 - 8/25/11		158.30
U S POSTAL SERVICE	POSTAGE, NEWSLETTER, FALL 2011	6,764.88	
	PO BOX FEE, 10/1/11 - 9/30/12	140.00	6,904.88
UNISHIPPERS CHICAGO NEAR NORTH	DELIVERY SERVICE THRU 9/19		289.38
VEGA, CECILIA	REIMBURSE, CTPF EXPENSE REPORT, 8/1/11 - 9/9/11		237.19
VISION MAI, LLC	LEGISLATIVE CONSULTING, 9/1/11 - 9/30/11		5,000.00
WARD, JAMES F	REIMBURSE, AIR, NCTR CONF., 10/8/11 - 10/14/11, BALTIMORE, MD	263.40	
		450.00	713.40
M & J WILKOW, LTD	RENT, 9/1/11 - 9/30/11	71,574.50	
	WORK ORDERS, 8/1/11 - 8/31/11	2,239.37	73,813.87
XO COMMUNICATIONS	MONTHLY TELEPHONE SERVICE, 8/27/11 - 9/26/11		1,654.94

PHYSICIANS, DISABILITY APPLICANTS				
ACCESS MEDICAL EVALUATIONS	EVAL & REPORT, P.C. BY DR. CHIEN	650.00		
	EVAL & REPORT, P.B. BY DR. KAY	650.00		
	EVAL & REPORT, D.D BY DR. UPADHYAY	650.00		
	EVAL & REPORT, D.D. BY DR. LAL	650.00		
	EVAL & REPORT, R.M. BY DR. BENDITZSON	650.00		
	EVAL & REPORT, C.C. BY DR. BRECHER	650.00		
	CANCELLATION FEE, J.T. BY DR. UPADHYAY	150.00		
	EVAL & REPORT, R.P. BY DR. REGER	650.00		
	EVAL & REPORT, R.P. BY DR. BRECHER	650.00		
	EVAL & REPORT, S.E. BY DR. MILLER	650.00		
	EVAL & REPORT, J.B. BY DR. BENDITZSON	650.00		
	RECORD COPY SERVICES	MEDICAL RECORDS, T.J. BY DR. BERNDTSON	149.60	
		MEDICAL RECORDS, D.D. BY DR. LIANG	98.75	
MEDICAL RECORDS, D.D. BY DR. MCCARTHY		111.75		
MEDICAL RECORDS, S.Y. BY DR. CORDERO		96.75		
	MEDICAL RECORDS, D.D. BY DR. LIANG	24.95	7,131.80	
			\$491,870.08	

* REIMBURSED BY PERSONAL CHECK/CASH
 ** REIMBURSED THRU PAYROLL DEDUCTIONS

Dr. Pilditch moved the Report of the Committee on Finance and Audit to the omnibus.

REPORT OF THE FINANCIAL SECRETARY

Financial Statement

The Financial Secretary presented a report on the Fund's net assets, changes in net assets, and supporting reports for the two months ending August 31, 2011, with the recommendation that it be approved and printed in the proceedings of this meeting.

STATEMENT OF PLAN ASSETS (INTERIM)		
	08/31/2011	06/30/2010
ASSETS		
CASH AND CASH EQUIVALENTS	\$ 434,683,237	\$ 504,793,341
RECEIVABLES:		
EMPLOYER	2,074,894	2,074,894
STATE OF ILLINOIS	6,149,680	4,408,180
EMPLOYEE	30,065,694	48,402,224
ACCRUED INVESTMENT INCOME	31,615,762	30,800,471
PARTICIPATING TEACHERS' ACCOUNTS FOR CONTRIBUTIONS	4,534,565	4,681,364
OTHER RECEIVABLES	662,059	747,610
	<u>75,102,654</u>	<u>91,114,743</u>
INVESTMENTS, AT FAIR VALUE:		
EQUITY	5,698,205,260	6,375,399,307
PUBLIC REITS	281,274,185	298,907,749
BONDS	1,845,682,940	1,817,988,776
HEDGE FUND	177,214,638	177,744,777
INFRASTRUCTURE	275,401,865	275,818,888
REAL ESTATE	680,497,732	686,732,202
PRIVATE EQUITY	305,948,528	319,315,230
DERIVATIVES	7,573,479	22,180
FIXED ASSETS	<u>2,803,493</u>	<u>2,794,764</u>
TOTAL ASSETS	<u>9,784,388,011</u>	<u>10,550,631,957</u>
LIABILITIES		
ADMINISTRATIVE/ACCOUNTS PAYABLE	171,730,994	206,734,937
TOTAL LIABILITIES	<u>171,730,994</u>	<u>206,734,937</u>
NET ASSETS AVAILABLE FOR BENEFITS	<u>\$ 9,612,657,016</u>	<u>\$ 10,343,897,020</u>

STATEMENT OF CHANGE IN PLAN ASSETS (INTERIM)

	2 Months Prelim. Ending 08/31/2011	12 Months Ending 06/30/2011
ADDITIONS:		
EMPLOYER:		
STATE OF ILLINOIS	\$1,741,500	\$42,971,400
CPS UNDERFUNDED CONTRIBUTIONS	-	137,799,321
FEDERAL FUNDS-CPS	-	27,818,279
SPECIAL LEAVES	-	119,685
FEDERAL HEALTH INSURANCE REIMBURSEMENT	2,745,362	10,338,661
RECIPROCAL COLLECTIONS	22	994
	4,486,884	219,048,340
EMPLOYEE:	14,221,649	185,762,951
INVESTMENT INCOME:		
INTEREST	11,385,085	104,080,159
DIVIDENDS	19,921,218	127,470,954
SECURITIES LENDING (NET)	895,568	4,601,984
REALIZED GAINS (LOSSES)	102,471,307	384,504,510
UNREALIZED GAINS (LOSSES)	(679,643,468)	1,544,018,436
MISCELLANEOUS INVESTMENT INCOME	-	620,222
	(544,970,290)	2,165,296,265
MISCELLANEOUS OTHER	50	55,302
TOTAL ADDITIONS	(526,261,707)	2,570,162,858
DEDUCTIONS:		
REFUNDS	560,932	27,180,518
PENSION BENEFITS	182,357,754	1,047,538,959
DEATH BENEFITS	574,084	3,260,860
HEALTH INSURANCE	11,906,554	78,892,292
INVESTMENT ADVISORY & CUSTODIAL	6,850,833	42,193,297
ADMINISTRATIVE & MISCELLANEOUS		9,527,975
TOTAL DEDUCTIONS	203,595,713	1,208,593,901
NET INCREASE (DECREASE)	(729,857,420)	1,361,568,957
NET ASSETS AVAILABLE FOR BENEFITS AT BEGINNING OF YEAR	10,342,514,435	8,982,328,063
NET ASSETS AVAILABLE FOR BENEFITS AT END OF PERIOD	\$9,612,657,016	\$10,343,897,020

Administrative and Investment Expense Analysis

	Interim Ending 08/31/2011	Budget Year 2011	% of Budget to Date	Year Ending 6/30/2010	Year Ending 6/30/2009
Salaries	\$ 560,482	\$ 4,940,306	11%	\$ 4,167,881	\$ 4,216,361
Actuary fees	4,000	70,000	6%	68,000	60,500
Audit and Tax	8,690	155,000	6%	165,275	253,500
Banking Fees	7,879	56,400	14%	55,425	48,334
Consulting Fees	—	20,000	0%	10,376	25,000
Data processing expense	70,000	70,000	100%	77,809	63,287
Election expense	245,500	245,500	100%	250,358	189,779
Employee's health insurance	118,169	769,800	15%	610,313	499,915
Field Services/Pension Rep	1,311	60,200	2%	56,558	50,624
Health insurance consulting	25,000	53,500	47%	35,093	26,315
Insurance premiums	459	37,500	1%	31,965	32,934
Legal fees	11,678	250,000	5%	210,496	136,767
Legislative expense	11,478	160,000	7%	127,138	118,821
Maintenance of equipment, systems, software and support	9,402	179,900	5%	187,095	346,127
Medical fees	3,809	52,100	7%	55,443	36,955
Membership dues, subscriptions	1,374	14,700	9%	13,335	8,967
Office forms and supplies	260	53,100	0%	59,908	35,265
Office rent and utilities	152,572	925,000	16%	912,895	907,807
Postage and Delivery	6,601	180,000	4%	142,305	192,262
Publications/Communication	3,319	185,000	2%	235,322	190,431
Records Management	299	15,000	2%	8,901	4,900
Studies and investigation	50	39,500	0%	43,715	18,025
System Consulting	91,200	615,000	15%	542,950	530,103
Trustee conferences, seminars, and meetings	5,059	140,000	4%	128,149	131,003
Tuition/Training/Educ. Conf.	4,994	106,300	5%	46,896	44,557
Miscellaneous	1,971	39,600	13%	20,637	21,499
Total Administrative Budget	\$1,345,556	\$ 9,433,406	14%	\$ 8,264,238	\$ 8,190,038
Depreciation-Non Cash Item	—	—	—	536,610	561,907
Total Administrative with Depreciation	\$1,345,556	\$9,433,406	14%	\$8,800,848	\$8,751,945
Custodial	83,333	\$500,000	17%	\$440,000	\$500,000
Consulting	100,833	605,000	17%	525,000	525,000
Manager fees	6,666,667	40,000,000	17%	37,879,768	32,595,018
Fees for foreign exchange and real estate	—	—	—	894,012	1,327,369
Total Investment	8,729	138,495	6%	128,581	78,981
Fixed Assets(cost)	—	—	0%	448,527	25,311
Database (Pension Gold) project	—	185,000	0%	—	—
Total Capital Expenditures	\$ 8,729	\$ 323,495	3%	\$ 577,109	\$ 104,292

Dr. Pilditch moved the Report of the Financial Secretary to the omnibus.

REPORT OF THE COMMITTEE ON PENSION LAW AND RULES

October 4, 2011, Pension Law & Rules Subcommittee Report Presented

Chairperson Reilly presented the October 4, 2011, Pension Law and Rules Subcommittee Report (see Exhibit C attached).

Chairperson Reilly and Mr. Huber reported that with the recent passage of legislation defining a day's pay for a day's work as opposed to the 5 day minimum requirement, CTPF is considering options which would redefine how it administers the final average salary (FAS) calculation under the current law. Chairperson Reilly and Mr. Huber reviewed with the Trustees the recommended options for the calculation of final average salary and pension. The Trustees wanted to further review the options. Mr. Huber stated the matter will be further addressed at the next Board Meeting.

A Motion to Defer the Discussion on Calculation of Final Average Salary and Pension, Approved

A motion was made by Ms. Reilly, seconded by Mr. Ward, and unanimously passed, to defer the discussion on the calculation of final average salary and pension.

REPORT OF THE PRESIDENT

Presentation of Service Award

President O'Brill presented an award to Ms. Maria J. Rodriguez in recognition of her outstanding service and dedication as Trustee of the Public School Teachers' Pension and Retirement Fund of Chicago from 1999-2011.

Ms. Ashford and Mr. Sierra left the meeting.

Trustees Rescind Request to Attend IFEBP Conference

Ms. Zopp withdrew her request to attend the IFEBP Annual Employee Benefits Conference in New Orleans in October 2011 as previously approved.

Mr. Ward withdrew his request to attend the Opal Financial Group Global Asset Allocation Summit in Las Vegas in October 2011 as previously approved.

OMINIBUS VOTE

On a motion by Mr. Ward, seconded by Mr. Kotis, and by unanimous vote, the foregoing committee reports which were moved to the omnibus were approved.

REPORT OF THE EXECUTIVE DIRECTOR

SB 512 and HB 3827 Updates

Mr. Kevin B. Huber, Executive Director, updated the Trustees on SB 512 which reforms current and future participant benefits by requiring employee elections and creating a self-managed plan. Mr. Huber presented a fact sheet detailing the impact of SB 512. Mr. Huber stated that CTPF's position continues to be to oppose SB 512 due to its failure to address the constant underfunding by both CPS and the State of Illinois. He expressed that the bill further expands inequalities between TRS and CTPF, and does not address the overwhelming burden that Chicago property tax payers will be forced to assume through the life of the CTPF funding plan.

Mr. Huber updated the Trustees on HB 3827 which eliminates the current 12-member Board of Trustees and replaces it with a new 7-member board comprised of 4 mayoral appointees, 2 elected members, and 1 elected retiree. Mr. Huber reported that on October 14, 2011, he met with representatives from Chicago Teachers Union, Retired Teachers Association of Chicago, and Chicago Principals and Administrators Association to discuss how the bill would impact the pension fund. Discussions amongst the groups ensued regarding their opposition to the bill. CTPF lobbyists also attended the meeting.

REPORT OF THE LEGISLATIVE LOBBYIST

Ms. Bukola Bello, CTPF lobbyist, indicated that she met with Representative Darlene Senger to discuss the impact of HB 3827 on the pension fund, and to discuss the fiduciary responsibilities of the CTPF Trustees relative to how they represent their members. Ms. Bello indicated that the bill is scheduled to be heard on October 25, 2011, but may not be called for a vote. Ms. Bello will advise the Trustees if the bill will be called.

Ms. Bello also indicated that SB 512 will likely not pass in its current form, however another bill will likely be introduced in the future. Mr. Huber clarified that at the April 4, 2011, Pension Law and Rules Committee Meeting he proposed an alternative approach that splits the annual cost of pensions and the past underfunding equitably in thirds: 1/3 employer contributions, 1/3 employee contributions, and 1/3 state contributions (1/3, 1/3, 1/3 Plan). Ms. Bello indicated that several legislators were interested in Mr. Huber's proposal. Mr. Huber emphasized that the important message is that real savings come from funding solutions, not benefit reductions. Discussion ensued regarding continuing efforts to seek guaranteed state funding in order to stabilize the fund.

CONTINUATION OF THE REPORT OF THE EXECUTIVE DIRECTOR

CTPF Security System

Mr. Huber reported that in 2005, a door security system was installed at CTPF. Over the past six years since the introduction of that system, the IT department has undergone in-depth audits and completed a security review and testing. The review and testing revealed that there were gaps in maintaining the safety and security of the pension fund office, member information, and staff. Mr. Huber indicated that the IT department and management sought bids from three security system providers for an enhanced security system. Mr. Huber requested approval to spend up to \$20K to install an enhanced security system.

Mr. Sierra returned to the meeting.

Motion to Authorize Expenditure for Enhanced CTPF Security System, Approved

A motion was made by Ms. Zopp, seconded by Mr. Kotis, to approve the expenditure of up to \$20K to install an enhanced security system. The motion passed by the following roll call vote:

Ayes: Ms. Freed, Mr. Kotis, Mr. O’Brill, Dr. Pilditch, Mr. Rehak, Ms. Reilly, Mr. Sierra, Ms. Zopp – 8.

Abstentions: Mr. Ward – 1.

EXECUTIVE SESSION

Motion to go into Executive Session, Approved

A motion was made by Ms. Reilly, seconded by Mr. Kotis, and unanimously passed, to go into executive session for the purpose of discussing personnel and investment matters.

The executive session lasted from 2:12 p.m. to 3:06 p.m.

Motion to Return to Open Session, Approved

A motion was made by Ms. Reilly, seconded by Ms. Zopp, and unanimously passed, to return to open session.

Motion to Adopt Option 1 of the Staff Performance Packet, Failed

A motion was made by Mr. Ward, seconded by Ms. Zopp, to adopt Option 1 of the Staff Performance Packet as presented by the Executive Director, with the exception that those scoring “Below Expectation” shall receive a 0% increase. The motion failed by the following roll call vote:

Ayes: Ms. Freed, Mr. Rehak, Mr. Ward – 3.

Nays: Mr. Kotis, Mr. O’Brill, Dr. Pilditch, Ms. Reilly, Mr. Sierra, Ms. Zopp – 6.

Motion to Adopt Staff Performance Packet, Approved

A motion was made by Mr. Sierra, seconded by Mr. Kotis and Mr. O’Brill, to adopt the Staff Performance Packet as presented by the Executive Director, with the exception that those scoring “Below Expectation” shall receive a 0% increase, and that the position of Health Insurance Manager be reclassified from a grade 13 to grade 15. The motion passed unanimously by the following roll call vote:

Ayes: Ms. Freed, Mr. Kotis, Mr. O’Brill, Dr. Pilditch, Mr. Rehak, Ms. Reilly, Mr. Sierra, Mr. Ward, Ms. Zopp – 9.

ADJOURNMENT

On a motion by Mr. Kotis, seconded by Mr. Rehak, and by unanimous vote, the meeting adjourned at 3:12 p.m.

Respectfully submitted,



Mary Sharon Reilly
Recording Secretary

PROCEEDINGS
OF THE
Board of Trustees
OF THE
**Public School Teachers' Pension and
Retirement Fund of Chicago**

Executive Session – Official Report

Thursday, October 20, 2011

An executive session of the Board of Trustees of the Public School Teachers' Pension and Retirement Fund of Chicago was held Thursday, October 20, 2011.

The President, Mr. John F. O'Brill, called the meeting to order at 2:12 p.m.

ROLL CALL

Members present: Ms. Jeanne Marie Freed, Mr. Chris N. Kotis, Mr. John F. O'Brill, Dr. Walter E. Pilditch, Mr. Jay C. Rehak, Ms. Mary Sharon Reilly, Mr. Rodrigo A. Sierra, Mr. James F. Ward, Ms. Andrea L. Zopp – 9.

Members absent: Ms. Lois Ashford, Mr. Blackwell – 2.

Also in attendance were Mr. Kevin B. Huber (*Executive Director*), Mr. Robert Jurinek (*Internal Auditor*), and Mr. Joseph Burns and Ms. Tiffany Reeves of Jacobs, Burns, Orlove and Hernandez (*Legal Counsel*).

Discussion ensued regarding personnel and investment matters. No action was taken.

There being no further business, the executive session adjourned at 3:06 p.m.

Respectfully submitted,



Mary Sharon Reilly
Recording Secretary

EXHIBIT A

Investment Committee Informal Meeting

Recommendations/Actions

October 7, 2011

Attendees: CTPF Trustees: Jeffery Blackwell, Mary Sharon Reilly, James F. Ward and Walter E. Pilditch; Staff and Consultants: Angela Miller-May, Kevin B. Huber, Carmen Heredia-Lopez, and Ben Ruff; Consultant: Brianne Weymouth and Cara Wood.

At the June 20, 2006, Board meeting, Trustees were encouraged to attend Management and CTPF's "First Friday" monthly meetings with investment managers and service providers. These meetings provide access to ANY investment service provider that would like to meet with management and Callan and have a product that is potentially beneficial to the Fund. The attendees met with the following investment service providers on October 7, 2011:

- 9:30 Madison Realty Capital – Josh Zegan and Adam Tentleff presented their firm's commercial real estate debt fund. Madison Realty was co-founded in 2004 by Brian Shatz and Josh Zegan. The firm has closed \$800M in commercial real estate loans.
- 10:00 AXA Real Estate Investment Managers – Elizabeth Behnke and Steven Karps presented their firm's real estate private equity strategy. AXA real estate has \$58.2B in AUM.
- 10:30 Colony Realty Partners – Henry Brauer and Evans Anderson presented their firm's private real estate strategy. CRP was founded in 2005 and is a 50/50 partnership with Colony Capital.
- 11:00 Timberland Investment Resources – Tim Hartigan presented his firm's Direct timberland investment strategy. Timberland Investment Resources was established in 2003 by the former head of Wachovia's timberland investment business.
- 11:30 CastleArk Management – Steve Manus and Jerry Castellini discussed their firm's global energy strategy. The strategy relies on the apparent disconnect between world oil discoveries and oil consumption levels.
- 12:30 SKBA Capital Management – Kelly Brush and Josh Rothe presented their firm's Value Plus investment strategy. The strategy is designed to help control risk at the portfolio level and maintain a consistent set of portfolio characteristics.

- 1:00 Fairpointe Capital – Jeanine Meola, Thyra Zerhusen and Marie Lorden presented their firm’s Mid-Cap Core Equity strategy. Firm assets under management are \$4.0B.
- 1:30 Allianz Global Investors Capital – Marc Dietrich and Chris Herrera presented their firm’s international small cap equity product. The managers noted that inefficiencies in the marketplace allow for active management potential.

The attendees listened to the respective presentations and asked questions of each service provider.

EXHIBIT B

Investment Committee Meeting

Recommendations/Actions

October 13, 2011, 4:03 p.m. – 5:58 p.m.

Attendees: Trustees: Ms. Lois W. Ashford, Mr. Jay C. Rehak, Ms. Mary Sharon Reilly, Mr. Rodrigo A. Sierra – 4.

Recording Secretary, Ms. Mary Sharon Reilly, called the meeting to order at 4:03 p.m.

Staff and Consultants: Mr. Kevin B. Huber, Executive Director, Mr. Joseph Burns, Jacobs, Burns, Orlove & Hernandez, Legal Counsel, and Ms. Cara Wood of The Townsend Group, Real Estate Investment Consultant.

Public Participation

Presentation by Louis Pyster

Mr. Louis Pyster, a retired member, stated for the record and commented on the lack of attendance of the Board of Trustees at the Investment Committee Meeting and their responsibilities.

Report of the Real Estate Investment Consultant

Due Diligence Presentations

Real Estate Investment Managers representing Europa Capital, Prudential Real Estate (PRISA & PRISA II), and Walton Street Capital (7 funds) made routine due diligence presentations in accordance with the Fund's investment policy. Each manager reviewed portfolio structure, investment philosophy, organization, and performance. The managers addressed questions raised by the Committee.

Mr. Sierra left the meeting.

Following the presentations, Ms. Cara Wood of The Townsend Group addressed questions raised by the Committee.

Recommendations/Actions

The Committee recommended that the managers provide an EEOC chart as a mandatory disclosure item in their presentations, and show the Committee the change from the prior year.

Adjournment

The Committee Meeting adjourned at 5:58 p.m.

EXHIBIT C

Pension Law and Rules Subcommittee Meeting

Recommendations/Actions

October 4, 2011, 4:00 p.m. – 5:00 p.m.

Committee Member Attendees: Committee Chairperson, Ms. Mary Sharon Reilly, Ms. Jeanne Marie Freed, Mr. Rodrigo A. Sierra – 3.

Staff and Consultants: Mr. Kevin B. Huber, Executive Director, Mr. Eric Morel, IT Manager, and Mr. Joseph Burns and Mr. Taylor Muzzy, of Jacobs, Burns, Orlove & Hernandez, Legal Counsel.

Calculation of Final Average Salary and Pension

Chairperson Mary Sharon Reilly and Mr. Kevin Huber reported that with the recent passage of legislation defining a day's pay for a day's work as opposed to the 5 day minimum requirement, CTPF is considering options which would redefine how it administers the final average salary (FAS) calculation under the current law. Following consideration of several options, CTPF staff presented 3 for consideration: Option 1 (Service Credit Approach); Option 2 (Contract Salary Approach-Pick Up); and Option 3 (Contract Salary Approach-Annual Rate Forward). Staff asked fund counsel to analyze the legal issues surrounding a possible change in the methodology. Counsel presented a memorandum which included recommendations based on their analysis. Staff and fund counsel reviewed the advantages and disadvantages of each calculation with Committee members. Following discussion the Committee narrowed the options to 2. Staff believes that both options presented comply with the law as written.

Recommendations/Actions

The Committee recommended presenting Option 1 (Service Credit Approach) and Option 2 (Contract Salary Approach-Pick Up) to the full Board, with a preference for Option 2, and that management discusses Options 1 and 2 with stakeholders including, but not limited to, CPS, CTU, and the Fund Actuary.

Adjournment

The Committee Meeting adjourned at 5:00 p.m.

PROCEEDINGS
OF THE
Board of Trustees
OF THE
**Public School Teachers' Pension and
Retirement Fund of Chicago**

Minutes for Release – Official Report

**CTPF Executive Session
April 15, 2008**

The following minutes through October 2011 are submitted for review by the Board and for release pursuant to the Illinois Open Meetings Act. These minutes are being released because litigation regarding the matter discussed is no longer pending and release is appropriate and required.

APRIL 15, 2008 – MEETING

Members Present: Mr. Alberto Carrero, Ms. Linda S. Goff, Mr. Chris N. Kotis, Ms. Lois Nelson, Mr. John F. O'Brill, Ms. Reina Otero, Dr. Walter E. Pilditch, Ms. Mary Sharon Reilly, Ms. Maria J. Rodriguez, and Ms. Nancy Williams – 10.

Members absent: Ms. Peggy Davis, Mr. James F. Ward – 2

Also in attendance were Mr. Kevin Huber, *Executive Director*, Ms. Patricia Hambrick, *Chief Operating Officer*, and Ms. Anita Tanay, *Fund Counsel*.

The Trustees discussed a request by George Eddings that his pension be backdated retroactively. Mr. Eddings was terminated from his position as principal by CPS in June 1995, and filed a lawsuit challenging the termination. In 1999, the Appellate Court ruled that he could return to teaching and awarded him back pay through the end of 1995. Per this ruling, Mr. Eddings returned to work as a teacher in December 1999. In February 2000, Mr. Eddings signed a settlement agreement with CPS indicating that the Board of Education would approve his retirement retroactive to July 1999, but that Fund would have ultimate authority to determine his pension eligibility.

Mr. Eddings completed an Application for Retirement Annuity dated December 3, 1999, stating that his retirement was to be effective March 22, 2000; the original desired date of retirement appeared to be December 3, 1999, but that was crossed out, and the March 22, 2000, date was inserted. He has now requested that his pension be backdated to July 1999.

The Trustees discussed Mr. Eddings' request and determined that it was justifiable to backdate his pension to December 3, 1999, because that date was reflected on the Application for Retirement Annuity. Fund counsel was instructed to draft a final administrative decision informing Mr. Eddings of the Trustees' decision.

Respectfully submitted,

A handwritten signature in cursive script that reads "Mary Sharon Reilly".

Mary Sharon Reilly
Recording Secretary

PROCEEDINGS
OF THE
Board of Trustees
OF THE
**Public School Teachers' Pension and
Retirement Fund of Chicago**

Regular Meeting – Official Report

Thursday, November 17, 2011

A regular meeting of the Board of Trustees of the Public School Teachers' Pension and Retirement Fund of Chicago was held Thursday, November 17, 2011.

The Recording Secretary, Ms. Mary Sharon Reilly, called the meeting to order at 9:45 a.m.

ROLL CALL

Members present: Ms. Lois W. Ashford, Mr. Jeffery Blackwell, Ms. Jeanne Marie Freed, Mr. Chris N. Kotis, Ms. Tina Padilla*, Dr. Walter E. Pilditch, Mr. Jay C. Rehak, Ms. Mary Sharon Reilly, Mr. James F. Ward, Mr. Raymond Wohl* – 10.

Members absent: Mr. Rodrigo A. Sierra, Ms. Andrea L. Zopp – 2.

*Ms. Padilla and Mr. Wohl were subsequently sworn in as Trustees.

Mr. Sierra subsequently arrived during Public Participation.

Also in attendance were Mr. Kevin Huber (*Executive Director*), Ms. Patricia Hambrick (*Chief Financial Officer*), Mr. Joseph Burns of Jacobs, Burns, Orlove and Hernandez (*Legal Counsel*), Mr. Matt Shirilla and Ms. Gwelda Swilley-Burke of Callan Associates (*Investment Consultant*), Ms. Cara Wood of The Townsend Group (*Real Estate Investment Consultant*) and various observers and staff members.

PUBLIC PARTICIPATION

Presentation by Teresa Massie-Peterson

Ms. Teresa Massie-Peterson, a retired member, requested her Survivors refund be issued. Ms. Massie-Peterson stated that she is divorced and her minor child will be seventeen this December. Ms. Massie-Peterson stated that she does not have custody of her minor child and her minor child is receiving social security benefits until her eighteenth birthday. Ms. Massie-Peterson asked the Trustees to consider her situation and issue her survivors refund.

Ms. Hambrick stated that CTPF cannot issue her Survivors refund in accordance with the law. Ms. Hambrick explained that the pension code does not permit a refund of survivor contributions if, at time of retirement a member is married or has a minor child.

Presentation by Louis Pyster

Mr. Louis Pyster, a retired member, expressed his opinion that the CTPF's minutes of the Board of Trustees' meetings should be sent to the schools in hard copy and available online. Mr. Pyster expressed his concern regarding politics surrounding the Trustee election. Mr. Pyster stated that not all change is reform and asked the Trustees to pause and think when making decisions.

COMMUNICATIONS

Report of Election Coordinator Regarding Teacher Trustee Election and Pensioner Trustee Results

Ms. Frances Radencic, Trustee Election Coordinator, submitted a report from Election Services Corporation certifying the recent Teacher Trustee Election and the Pensioner Trustee Election. The report stated that two separate Trustee Elections were conducted, the Teacher Trustee Election for 2 positions and the Pensioner Trustee for 3 positions.

Ms. Radencic informed the Trustees that on November 4, 2011, Ms. Tina Padilla and Mr. Raymond Wohl received the highest number of votes in the Teacher Trustee Election and were declared the winners.

Ms. Radencic informed the Trustees that in the Pensioner Trustee Election Dr. Walter E. Pilditch, Ms. Mary Sharon Reilly, and Mr. James F. Ward received the highest number of votes in the Pensioner Trustee Election.

Ms. Radencic reviewed with the Trustees the election statistics compiled for the last five years, noting improvement particularly in the charter school returns.

Ms. Radencic addressed questions and concerns raised by the Trustees.

Report of Board of Education Certifying Trustee Appointment

The Recording Secretary presented Board of Education Report # 11-1116-C02 as received by Mr. David J. Vitale, President of the Board of Education, reporting the reappointment of Mr. Rodrigo A. Sierra to the Board of Trustees for a term of two years ending November 2013.

Illinois Freedom of Information Act Requests

The following persons made requests to the Fund in accordance with the Illinois Freedom of Information Act.

- Mr. James Comtois, of PEI Media, requested the agreed or proposed commitment to Fortress, Hudson Realty Capital, and Franklin Templeton. The request is being processed.
- Mr. Jake Griffin, of the *Daily Herald*, requested pension amounts for Maureen Durkin Roy, Gloria Coco, Adrienne Geary, Blanche Manning, and Eddie Stephens, CTPF members. The request was fulfilled.
- Ms. Lois Nelson, a CTPF member, requested recordings of the September and October Board Meetings. The Request was fulfilled.
- Mr. Tim Novak, of the *Chicago Sun-Times*, requested DV Urban capital calls, amounts invested with DV Urban, current audit of DV Urban Investments, and a the consulting agreement signed by Michael Dudek with DV Urban. The request was fulfilled.
- Ms. Aleksandra Oheda, of Market Analytics International, requested responses to the CTPF Pharmacy Benefit Manager RFP, final contract agreement with Medco, and scoring/evaluation information. The request was fulfilled and denied in part.
- Mr. Louis Pyster, a CTPF member, requested minutes reflecting the vote to hire DV Urban, and minutes reflecting the vote to file a lawsuit against Northern Trust regarding Securities Lending. The request was fulfilled.
- Mr. Samuel Sutton, of PEI Media, requested correspondence from Fortress, Hudson Realty Capital, Franklin Templeton from the October 2011 Board Meeting; private equity and real estate documents in October 2011; and updated performance on private equity. The request was fulfilled.
- Mr. Jim Vail, of *Substance News*, requested minutes reflecting motions in regard to DV Urban from 2005 to present.
- Ms. Alicia Winkler, of CPS, requested CTPF members employed by CTU from 2001 to present, salary, pickup, contributions and final average salary. The request is being processed.
- Mr. William Zettler, of Taxpayer's United, requested pensions, salary, and contributions for all current CTPF retirees. The request was fulfilled.

OATHS OF OFFICE

In accordance with the requirements of Sections 17-138 and 17-139 of the Illinois Pension Code, Ms. Tina Padilla, Dr. Walter E. Pilditch, Ms. Mary Sharon Reilly, Mr. Rodrigo A. Sierra, Mr. James F. Ward, and Mr. Raymond Wohl subscribed to the following constitutional oath of office.

“I do solemnly swear that I will support the Constitution of the United States and the Constitution of the State of Illinois and that I will faithfully discharge the duties of the office of trustee of the Public School Teachers’ Pension and Retirement Fund of Chicago, according to the best of my ability”

The signed oaths were filed with the documents of the meeting.

ORGANIZATION OF THE BOARD

Election of Officers

Motion to Nominate

Mr. Jay C. Rehak for President, Approved

A motion was made by Mr. Kotis, seconded by Mr. Ward, to nominate Mr. Jay C. Rehak for President. A motion was made by Mr. Ward, seconded by Dr. Pilditch, and unanimously passed, to close nominations for President.

A vote was taken on the motion to elect Mr. Jay C. Rehak as President, and unanimously passed.

Motion to Nominate

Ms. Lois W. Ashford for Vice-President, Approved

A motion was made by Mr. Rehak, seconded by Mr. Wohl, to nominate Ms. Lois W. Ashford for Vice-President. A motion was made by Mr. Ward, seconded by Mr. Rehak, and unanimously passed, to close nominations for Vice-President

A vote was taken on the motion to elect Ms. Lois W. Ashford as Vice-President, and unanimously passed.

Motion to Nominate

Ms. Tina Padilla for Financial Secretary

A motion was made by Mr. Rehak, seconded by Ms. Freed, to nominate Ms. Tina Padilla for Financial Secretary.

Motion to Nominate

Dr. Walter E. Pilditch for Financial Secretary

A motion was made by Mr. Kotis, seconded by Mr. Sierra, to nominate Dr. Walter E. Pilditch for Financial Secretary.

A motion was made by Mr. Ward, seconded by Ms. Freed, and unanimously passed, to close nominations for Financial Secretary.

**Motion to Elect Ms. Tina Padilla
for Financial Secretary, Approved**

A vote was taken on the motion to elect Ms. Tina Padilla for Financial Secretary. The motion passed by the following vote:

Ayes: Ms. Ashford, Mr. Blackwell, Ms. Freed, Ms. Padilla, Mr. Rehak, Ms. Reilly, Mr. Ward, Mr. Woh – 8.

Nays: Mr. Kotis, Dr. Pilditch, Mr. Sierra – 3.

**Motion to Elect Dr. Walter E. Pilditch
for Financial Secretary, Failed**

A vote was taken on the motion to elect Dr. Walter E. Pilditch for Financial Secretary. The motion failed by the following vote:

Ayes: Mr. Kotis, Dr. Pilditch, Mr. Sierra – 3.

Nays: Ms. Ashford, Mr. Blackwell, Ms. Freed, Ms. Padilla, Mr. Rehak, Ms. Reilly, Mr. Ward, Mr. Wohl – 8.

**Motion to Nominate Mr. James F. Ward
for Recording Secretary, Approved**

A motion was made by Mr. Rehak, seconded by Ms. Freed, to nominate Mr. James F. Ward for Recording Secretary. A motion was made by Ms. Ashford, seconded by Ms. Freed, and unanimously passed, to close nominations for Recording Secretary.

A vote was taken on the motion to elect Mr. James F. Ward as Recording Secretary, and unanimously passed.

**Motion to Certify that Election of Board of Trustee
Officers was Unanimous, Approved**

A motion was made by Mr. Wohl, seconded by Mr. Rehak, and unanimously passed, to certify all positions for election of Board officers be voted as unanimous.

Committee Chairpersons Elections

President Rehak recommended the following Trustees to chair the following Committees:

Claims and Service Credits:	Mr. Jeffrey Blackwell
Finance and Audit:	Ms. Tina Padilla
Investments:	Mr. James F. Ward
Pension Law and Rules:	Mr. Raymond Wohl

Motion to accept President Rehak's recommendation for Committee Chairpersons, Approved

A motion was made by Mr. Wohl, seconded by Mr. Ward, and unanimously passed, to accept President Rehak's recommendation for Committee Chairpersons.

Organization of Sub-Committees

President Rehak appointed Mr. Jeffrey Blackwell chairman of the Disability Sub-Committee, Ms. Lois W. Ashford chairman of the Return to Work Hearings Sub-Committee, and Ms. Jeanne Freed chairman of the Communications Sub-Committee. President Rehak stated that the Sub-Committee Chairpersons should choose two additional Committee members, and report their determinations by the end of the day.

Discussion ensued regarding attendance and participation of trustees at sub-committee meetings.

APPROVAL OF MINUTES

Motion to Accept Minutes of Regular Board Meeting on October 20, 2011, Approved

A motion was made by Ms. Reilly, seconded by Mr. Ward, and unanimously passed, to approve the minutes of the Regular Board Meeting on October 20, 2011.

Motion to Release Minutes of Executive Sessions thru October 2011, Approved

A motion was made by Ms. Reilly, seconded by Mr. Rehak, and unanimously passed, to approve the release Minutes of Executive Sessions thru October 2011.

REPORT OF THE INVESTMENT CONSULTANT

The Townsend Group

Multifamily Commitment Update

Ms. Cara Wood of The Townsend Group stated that the Board previously authorized Townsend to conduct an RFP for a value-added multifamily real estate search and Greystar Equity Partners VII was selected for a \$25M commitment by the Board in July. Ms. Wood stated that Greystar is offering CTPF an additional \$10.5M investment opportunity. Ms. Wood recommends that CTPF should take this investment opportunity to be closer to CTPF's target weight for the non-core portfolio. Ms. Wood addressed questions raised by the Trustees.

**Motion to Accept Townsends' Recommendation to Increase
Allocation to Greystar Equity Partners VII by \$10.5M,
Subject to Contract and Fee Negotiations, Approved**

A motion was made by Mr. Ward, seconded by Dr. Pilditch, to increase the allocation to Greystar Equity Partners VII by \$10.5M, subject to contract and fee negotiations. The motion passed by the following roll call vote:

Ayes: Mr. Blackwell, Ms. Freed, Mr. Kotis, Ms. Padilla, Dr. Pilditch, Mr. Rehak, Ms. Reilly, Mr. Sierra, Mr. Ward, Mr. Wohl – 10.

Nays: Ms. Ashford – 1.

Cityview Update

Mr. Huber discussed another multifamily manager Cityview, which is currently being considered for investment by Franklin Templeton, the Fund's Real Estate manager of manager administrator. Cityview will continue to be monitored by Fund staff and reported upon once Franklin Templeton makes a determination to their plans for investments.

Private Real Estate Benchmark Recommendation

Ms. Cara Wood reviewed with the Trustees the Townsend Memo regarding adopting the NCREIF Fund Index – Open-End Diversified Core Equity as the Private Real Estate Benchmark (NFI-ODCE). Ms. Wood reviewed with the Trustees the NFI-ODCE. Townsend recommends that CTPF adopt a new benchmark for its private market real estate: NFI-ODCE, net of Fees. Ms. Wood stated that this change will serve to improve upon a number of limitations noted in CTPF's current private market index, the NCREIF Property Index, which include six thousand Institutionally owned real estate properties with lagging appraised values and measured on an unleveraged basis; in addition the NCREIF Property Index is not investable. Ms. Wood addressed questions raised by the Trustees.

**Motion to Accept Townsend's Recommendation
to Adopt the NFI-ODCE as the Benchmark for its Private
Real Estate Benchmark, Approved**

A motion was made by Mr. Ward, seconded by Ms. Reilly, to accept Townsend's recommendation to adopt the NFI-ODCE as the benchmark for its private real estate benchmark. The motion passed by the following vote:

Ayes: Mr. Blackwell, Ms. Freed, Mr. Kotis, Ms. Padilla, Dr. Pilditch, Mr. Rehak, Ms. Reilly, Mr. Sierra, Mr. Ward, Mr. Wohl – 10.

Nays: 0

Abstentions: Ms. Ashford – 1.

Callan Associates

Ms. Gwelda Swilley-Burke and Mr. Matt Shirilla of Callan Associates reviewed with the Trustees the third quarter report ending September 30, 2011.

Ms. Swilley-Burke reviewed the capital markets commentary, and the Fund's performance in all asset classes and allocations. Ms. Swilley-Burke reported that the Fund was valued at \$8.9B at the end of the third quarter, representing a net decrease in assets of \$1.4B since the end of the second quarter 2011. The Fund declined \$1.1B due to market depreciation while \$252M was withdrawn for benefit payments. In the third quarter of 2011, the Fund outperformed the Policy Target by 27 basis points and ranked in the 82nd percentile of Public Fund peers. Mr. Shirilla reported that the following managers are currently on the watch list: New Amsterdam, Taplin, Canida & Habacht, Western Asset Management, Adelante Capital Management, and Piedmont Investment Advisors. Mr. Shirilla recommends placing Harris, Lombardia and Leading Edge on the watch list in accordance with CTPF's Watch List Policy. Callan will continue to monitor their performance. Callan addressed questions raised by the Trustees.

Motion to Place Harris, Lombardia, and Leading Edge on CTPF's Watch List, Approved

A motion was made by Dr. Pilditch, seconded by Ms. Reilly, and unanimously passed, to accept Callan's recommendation to place Harris, Lombardia, and Leading edge on CTPF's Watch List Policy.

Motion to Move New Amsterdam's assets to Rhumblin 1000, Approved

A motion was made by Ms. Reilly, seconded by Dr. Pilditch to move New Amsterdam's assets to the Rhumblin 1000 to reduce the number of managers, reduce fees and maximize the efficiency of the portfolio. The motion passed by the following vote:

Ayes: Ms. Ashford, Mr. Blackwell, Ms. Freed, Mr. Kotis, Ms. Padilla, Dr. Pilditch, Mr. Rehak, Mr. Sierra, Mr. Ward, Mr. Wohl – 10.

Nays: 0

Abstentions: Ms. Reilly – 1.

Motion to Place Ariel on CTPF's Watch List, Failed

A motion was made by Mr. Wohl, seconded by Ms. Reilly, to place Ariel on CTPF's watch list. The motion failed by the following vote:

Ayes: Mr. Kotis, Ms. Padilla, Mr. Rehak, Mr. Wohl – 4.

Nays: Ms. Ashford, Mr. Blackwell, Ms. Freed, Dr. Pilditch, Ms. Reilly, Mr. Sierra, Mr. Ward – 7.

**Routine Due Diligence Presentations
by Pluscios Management, Pugh Capital Management, and
Garcia Hamilton and Associates**

Investment managers representing Pluscios Management, Pugh Capital Management, and Garcia Hamilton and Associates made routine due diligence presentations to the Board in accordance with the Fund's investment policy. Each manager reviewed their portfolio, organization, philosophy, and performance. The managers addressed questions raised by the Trustees.

Mr. Sierra left the meeting.

Financial Recovery Technologies Update

Ms. Heredia-Lopez updated the Trustees on the status of the Fund's engagement of Financial Recovery Technologies (FRT). FRT is a technology based firm which helps institutional investors maximize recovery from securities class action settlements. At the October 20, 2011, Board meeting, the Trustees voted to hire FRT to perform class action recovery for CTPF, subject to contract and fee negotiations. Ms. Heredia-Lopez explained that currently Northern Trust files securities class action claims for CTPF as part of their overall service for which a flat fee is paid by the Fund. CTPF staff addressed questions raised by the Trustees. Discussion ensued regarding Northern Trust's capabilities.

Trustees Invite Northern Trust to Make Presentation

The Trustees directed staff to invite Northern Trust to make a presentation to the Board to discuss their class action capabilities at the next Board meeting.

REPORT OF THE COMMITTEE ON INVESTMENTS

**October 28, 2011, First Friday Manager
Meeting Report Presented**

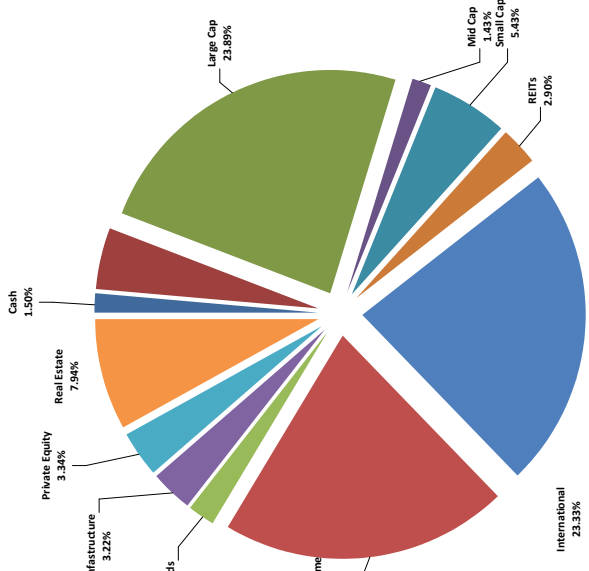
Chairperson Ward presented the October 28, 2011, First Friday Meeting report (see Exhibit A attached).

Investment Committee Reports

Chairperson Ward recommended that the following investment reports be recorded in the proceedings of this meeting:

Chicago Teachers' Pension Fund
 Asset Allocation Summary
 Reporting for the Period ending September 30, 2011

	MV as of 9/2011	% of Fund	Difference
Cash	\$ 134,350,994	1.50%	-0.50%
All Cap	\$ 383,387,092	4.28%	
Large Cap	\$ 2,139,564,790	23.89%	-0.11%
LCC	\$ 442,650,476	4.94%	-0.06%
LCG	\$ 458,932,253	5.12%	0.12%
LCV	\$ 433,769,662	4.84%	-0.16%
LC Index	\$ 804,212,399	8.98%	-0.02%
Mid Cap	\$ 127,841,637	1.43%	-2.07%
MCG	\$ 64,676,783	0.72%	-0.03%
MCV	\$ 63,164,854	0.71%	-0.04%
Small Cap	\$ 486,402,111	5.43%	-3.57%
SCG	\$ 218,644,543	2.44%	0.19%
SC Index	\$ 85,418,735	0.95%	-3.55%
SCV	\$ 182,338,833	2.04%	-0.21%
REITs	\$ 259,885,824	2.90%	0.40%
International	\$ 2,089,152,628	23.33%	1.33%
Int'l All Cap	\$ 1,686,381,234	18.83%	-3.17%
Int'l Index	\$ 175,874,622	1.96%	
Int'l Small Cap	\$ 226,896,772	2.53%	2.53%
Fixed Income	\$ 1,865,991,441	20.84%	1.34%
FI Core	\$ 416,648,808	4.65%	0.40%
FI Index	\$ 1,006,013,772	11.23%	0.23%
FI Opp.	\$ 443,328,861	4.95%	0.70%
Hedge Funds	\$ 170,672,888	1.91%	-0.09%
Infrastructure	\$ 288,018,855	3.22%	1.22%
Private Equity	\$ 299,033,669	3.34%	0.34%
Real Estate	\$ 711,112,330	7.94%	1.44%
Total Fund	\$ 8,955,414,259	100%	----



Chicago Teachers' Pension Fund				
Asset Allocation Detail				
Reporting for the Period ending September 30, 2011				
Strategy	Manager Name	Market Value	% of Asset Class	% of Total Fund
Domestic All Capitalization Equities				
Domestic Manager of Manager/Emerging Manager Program				
	Attucks Asset Management, LLC	157,296,287	41.03%	1.76%
	Progress Investment Management Company, LLC	155,984,740	40.69%	1.74%
Domestic Manager of Managers/Emerging Manager Program Total		313,281,027	81.71%	3.50%
All Capitalization Growth				
	Zevenbergen Capital Investments, LLC	70,106,065	18.29%	0.78%
All Capitalization Growth Total		70,106,065	18.29%	0.78%
Domestic All Capitalization Equities Total		\$ 383,387,092	100%	4.28%
Domestic Small Capitalization Equities				
Small Capitalization Core Index				
	Northern Trust Company	84,956,608	17.47%	0.95%
	Rhumblin Advisors	462,128	0.10%	0.01%
Small Capitalization Core Index Equities Total		85,418,735	17.56%	0.95%
Small Capitalization Growth Index				
	Rhumblin Advisors	218,644,543	44.95%	2.44%
Small Capitalization Growth Index Equities Total		218,644,543	44.95%	2.44%
Small Capitalization Value Index				
	Ariel Investments	88,384,041	18.17%	0.99%
	Dimensional Fund Advisors (DFA)	93,954,792	19.32%	1.05%
Small Capitalization Value Equities Total		182,338,833	37.49%	2.04%
Domestic Small Capitalization Equities Total		\$ 486,402,111	100%	5.43%
Domestic Large Capitalization Equities				
Large Capitalization Core				
	New Amsterdam Partners, LLC	163,763,456	7.65%	1.83%
	Piedmont Investment Advisors, LLC	122,524,675	5.73%	1.37%
	Waddell & Reed Asset Management Group	156,362,345	7.31%	1.75%
Large Capitalization Core Equities Total		442,650,476	20.69%	4.94%
Large Capitalization Value				
	Harris Investment Management	233,120,504	10.90%	2.60%
	Lombardia Capital Partners, LLC	200,649,158	9.38%	2.24%
Large Capitalization Value Equities Total		433,769,662	20.27%	4.84%
Large Capitalization Core Index				
	Northern Trust Company	488,574,775	22.84%	5.46%
	Rhumblin Advisors	315,637,624	14.75%	3.52%
Large Capitalization Core Index Equities Total		804,212,399	37.59%	8.98%
Large Capitalization Growth Index				
	Rhumblin Advisors	279,977,505	13.09%	3.13%
Large Capitalization Growth Index Equities Total		279,977,505	13.09%	3.13%
Large Capitalization Growth				
	Holland Capital Management	178,954,748	8.36%	2.00%
Large Capitalization Growth Equities Total		178,954,748	8.36%	2.00%
Domestic Large Capitalization Equities Total		\$ 2,139,564,790	100%	23.89%
Domestic Mid Capitalization Equities				
Mid Capitalization Core Index				
	Northern Trust Company	0	0.00%	0.00%
Mid Capitalization Core Index Equities Total		-	0.00%	0.00%
Mid Capitalization Value				

*includes assets received from the City of Chicago

	Channing Capital Management, LLC	63,164,854	49.41%	0.71%
Mid Capitalization Value Equities Total		63,164,854	49.41%	0.71%
Mid Capitalization Growth Index				
	Credo Capital Management, LLC	64,676,783	50.59%	0.72%
Mid Capitalization Growth Index Equities Total		64,676,783	50.59%	0.72%
Domestic Mid Capitalization Equities Total		\$ 127,841,637	100%	1.43%
Real Estate Investment Trusts (REITs)				
Global Real Estate Investment Trusts				
	Morgan Stanley Investment Management	118,119,264.61	45.45%	1.32%
	URDANG	86,094,589.20	33.13%	0.96%
Global Real Estate Investment Trusts (REITs) Total		204,213,854	78.58%	2.28%
Domestic Real Estate Investment Trusts				
	Adelante Capital Management	55,671,970.29	21.42%	0.62%
Domestic Real Estate Investment Trusts (REITs) Total		55,671,970	21.42%	0.62%
Real Estate Investments Trusts (REITs) Total		\$ 259,885,824	100%	2.90%

Strategy	Manager Name	Market Value	% of Asset Class	% of Total Fund
International Equities				
International All Capitalization Core Equities				
	EARNEST Partners, LLC	384,298,677	18.39%	4.29%
	Lazard Asset Management	449,330,299	21.51%	5.02%
	Morgan Stanley Investment Management	474,368,005	22.71%	5.30%
International All Capitalization Core Equities Total		1,307,996,981	62.61%	14.61%
International Index Equities				
	Northern Trust Transition	36,971,166	1.77%	0.41%
	Northern Trust Company EAFE	96,165,929	4.60%	1.07%
	Northern Trust EAFE Value	42,737,527	2.05%	0.48%
International Index Equities Total		175,874,622	8.42%	1.96%
International All Capitalization Growth Equities				0.00%
	William Blair & Company	292,887,565	14.02%	3.27%
International All Capitalization Growth Equities Total		292,887,565	14.02%	3.27%
International Small Capitalization Growth Equities				
	William Blair & Company	226,896,772	10.86%	2.53%
International Small Capitalization Growth Equities Total		226,896,772	10.86%	2.53%
International Manager of Managers/Emerging Managers Program				
	Leading Edge Investment Advisors (LEIA)	85,496,687	4.09%	0.95%
International Manager of Manager/Emerging Managers Program Total		85,496,687	4.09%	0.95%
International Equities Total		\$ 2,089,152,628	100%	21.36%

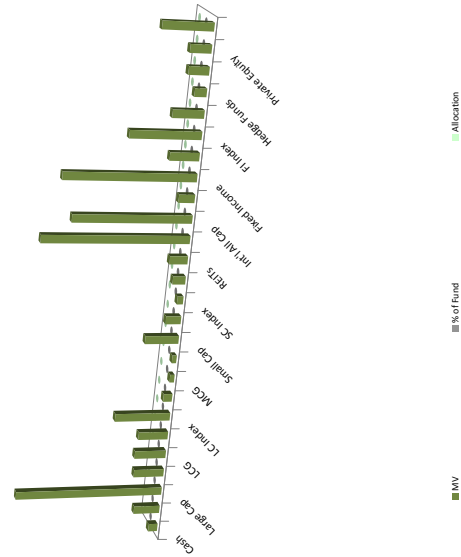
Strategy	Manager Name	Market Value	% of Asset Class	% of Total Fund
Hedge Fund of Fund				
Hedge Fund of Fund				
	Pluscios Management, LLC	25,024,728	14.66%	0.28%
	K2 Advisors	72,077,250	42.23%	0.80%
	Mesirov Financial	73,570,910	43.11%	0.82%
Hedge Fund of Fund Total		170,672,888	100%	1.91%
Hedge Fund of Funds Total		\$ 170,672,888	100%	1.91%
Fixed Income				
Core Fixed Income				
	Garcia Hamilton & Associates	76,836,367	4.12%	0.86%
	LM Capital Group, LLC	129,525,283	6.94%	1.45%
	Pugh Capital Management	79,163,497	4.24%	0.88%

	Taplin, Canida & Habacht	131,123,662	7.03%	1.46%
Core Fixed Income Total		416,648,808	22.33%	4.65%
Opportunistic Fixed Income				
	Western Asset Management	443,328,861	23.76%	4.95%
Opportunistic Fixed Income Total		443,328,861	23.76%	4.95%
Fixed Income Index				
	Northern Trust Company	1,006,013,772	53.91%	11.23%
Fixed Income Index Total		1,006,013,772	53.91%	11.23%
Fixed Income Total		\$ 1,865,991,441	100%	20.84%
Cash and Cash Equivalent				
Cash and Cash Equivalent				
	CTPF Cash Accounts	131,377,614	97.79%	1.47%
	CTPF STEP/Securities Lending Account	2,973,380	2.21%	0.03%
Cash and Cash Equivalent Total		134,350,994	100%	1.50%
Cash & Cash Equivalent Total		\$ 134,350,994	100%	1.50%
Strategy	Manager Name	Market Value	% of Asset Class	% of Total Fund
Real Estate				
Core Real Estate				
	JP Morgan Investment	146,272,009	20.57%	1.63%
	LaSalle Properties	26,596,594	3.74%	0.30%
	Prudential PRISA Fund	105,385,532	14.82%	1.18%
	UBS Realty	144,557,299	20.33%	1.61%
Core Real Estate Total		422,811,435	59.46%	4.72%
Opportunistic Real Estate				
	DV Urban Realty LP	11,819,878	1.66%	0.13%
	Europa Fund III	17,766,680	2.50%	0.20%
	Franklin Templeton	1,042,100		
	Fortress Japan Opportunity Fund	20,110,472	2.83%	0.22%
	Fremont Realty	18,493,816	2.60%	0.21%
	Hudson	16,770,947	2.36%	0.19%
	Merrill Lynch Asian Fund	17,148,271	2.41%	0.19%
	Morgan Stanley	1,517,188	0.21%	0.02%
	Olympus Fund	749,904	0.11%	0.01%
	RREEF	22,317,347	3.14%	0.25%
	Urban America LP	14,064,562	1.98%	0.16%
	Walton Street	69,433,066	9.76%	0.78%
Opportunistic Real Estate Total		211,234,231	29.70%	2.36%
Value Added Real Estate				
	Capri Capital	5,207,972	0.73%	0.06%
	CB Richard Ellis	6,963,007	0.98%	0.08%
	Intercontinental	26,128,125	3.67%	0.29%
	Prudential PRISA II Fund	38,767,560	5.45%	0.43%
Value Added Real Estate Total		77,066,664	10.84%	0.86%
Real Estate Total		\$ 711,112,330	100%	7.94%
Strategy	Manager Name	Market Value	% of Asset Class	% of Total Fund
Private Equity				
Private Equity				
	Adams Street Partners	76,164,078	25.47%	0.85%
	HarbourVest Partners	46,248,488	15.47%	0.52%
	Hispania Capital Partners	4,161,291	1.39%	0.05%
	ICV Capital Partners	6,232,784	2.08%	0.07%
	Mesirow Capital Partners Fund	89,185,986	29.82%	1.00%
	Muller and Monroe	20,118,806	6.73%	0.22%
	Palladium Partners, LP	5,885,382	1.97%	0.07%
	Pantheon	38,992,417	13.04%	0.44%
	Pharos Capital Group,LP	7,788,909	2.60%	0.09%
	Syncom Venture Partners, LP	4,255,528	1.42%	0.05%
Private Equity Total		299,033,669	100%	3.34%
Private Equity Total		\$ 299,033,669	100%	3.34%
Infrastructure				
Infrastructure				
	Macquarie Infrastructure Fund	137,061,512	47.59%	1.53%
	JP Morgan Infrastructure Fund	150,957,343	52.41%	1.69%
Infrastructure Total		288,018,855	100%	3.22%
Infrastructure Total		\$ 288,018,855	100%	
	Total Fund	\$ 8,955,414,259	100%	
	Passive	\$ 2,883,447,318	32.20%	
	Active	\$ 6,071,966,941	67.80%	

*includes assets received from the City of Chicago

Chicago Teachers' Pension Fund
Asset Allocation Detail (New Allocation)
Reporting for the Period ending September 30, 2011

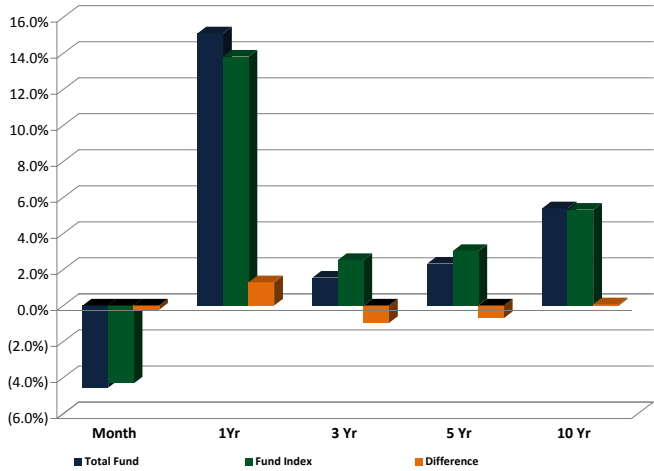
	MV	% of Fund	New Allocation	Difference
Cash	\$ 134,350,994	1.50%	2.00%	(0.50%)
All Cap	\$ 383,387,092	4.28%	4.00%	0.28%
Large Cap	\$ 2,139,564,790	23.89%	18.25%	5.64%
LCC	\$ 442,650,476	4.94%	4.00%	0.94%
LCG	\$ 458,932,253	5.12%	4.00%	1.12%
LCV	\$ 433,769,662	4.84%	4.00%	0.84%
LC Index	\$ 804,212,399	8.98%	6.25%	2.73%
Mid Cap	\$ 127,841,637	1.43%	2.50%	(1.07%)
MCG	\$ 64,676,783	0.72%	1.25%	(0.53%)
MCV	\$ 63,164,854	0.71%	1.25%	(0.54%)
Small Cap	\$ 486,402,111	5.43%	6.50%	(1.07%)
SCG	\$ 218,644,543	2.44%	3.25%	(0.81%)
SC Index	\$ 85,418,735	0.95%	0.00%	0.95%
SCV	\$ 182,338,833	2.04%	3.25%	(1.21%)
REITs	\$ 259,885,824	2.90%	2.50%	0.40%
International	\$ 2,089,152,628	23.33%	31.25%	(7.92%)
Int'l All Cap	\$ 1,686,381,234	18.83%	22.00%	(3.17%)
Int'l Small Cap	\$ 226,896,772	2.53%	9.25%	(6.72%)
Fixed Income	\$ 1,865,991,441	20.84%	19.50%	1.34%
FI Core	\$ 416,648,808	4.65%	4.50%	0.15%
FI Index	\$ 1,006,013,772	11.23%	10.50%	0.73%
FI Opp.	\$ 443,328,861	4.95%	4.50%	0.45%
Hedge Funds	\$ 170,672,888	1.91%	2.00%	(0.09%)
Infrastructure	\$ 288,018,855	3.22%	2.00%	1.22%
Private Equity	\$ 299,033,669	3.34%	3.00%	0.34%
Real Estate	\$ 711,112,330	7.94%	6.50%	1.44%
Total Fund	\$ 8,955,414,259	100%	100%	-----



*includes assets received from the City of Chicago

**Chicago Teachers' Pension Fund
Total Fund Net of Fees Performance
Reporting for the Period ending September 30, 2011**

	Month	1Yr	3 Yr	5 Yr	10 Yr
Total Fund	(4.6%)	15.1%	1.6%	2.3%	5.4%
Fund Index	(4.3%)	13.8%	2.5%	3.0%	5.3%
Difference	(0.2%)	1.3%	(1.0%)	(0.7%)	0.1%



*includes assets received from the City of Chicago

Chicago Teachers' Pension Fund
Net of Fee Performance
Reporting for the Period ending September 30, 2011

	MTD	1 Yr.	3 Yrs	5 Yrs	Since Inception
Domestic Equity Net of Fees Performance	(6.9%)	20.6%	0.6%	1.4%	----
Manager of Manager/Emerging Manager Program					
Attucks Asset Management, LLC	(8.3%)	0.8%	1.2%	(50.0%)	3.0%
Progress Investment Management Company, LLC	(9.7%)	(1.6%)	0.5%	(1.3%)	2.8%
Russell 3000 Index	(7.8%)	0.6%	1.5%	(0.9%)	----
All Capitalization Growth Equities					
Zevenbergen Capital Investments, LLC	(10.8%)	(6.0%)	5.3%	3.8%	8.6%
Russell 3000 Growth Index	(7.7%)	3.4%	4.5%	1.6%	----
Large Capitalization Growth Equities					
Holland Capital Management	(6.7%)	4.4%	6.6%	2.5%	8.1%
Rhumblin Advisors	(7.3%)	3.7%	4.7%	----	----
Russell 1000 Growth Index	(7.4%)	3.8%	4.7%	1.6%	----
Large Capitalization Core Equities					
New Amsterdam Partners	(9.6%)	(0.9%)	51.0%	(2.0%)	8.7%
Waddell & Reed Asset Management Group	(8.3%)	3.0%	3.1%	1.8%	9.8%
Piedmont Investment Advisors	(7.1%)	(4.4%)	(1.4%)	(1.5%)	(1.5%)
Rhumblin Advisors	(7.4%)	96.0%	1.8%	----	----
Russell 1000 Index	(7.5%)	0.9%	1.6%	(0.9%)	----
Northern Trust Company	(7.0%)	1.3%	1.3%	(1.2%)	----
S&P 500 Index	(7.0%)	1.1%	1.2%	(1.2%)	----
Large Capitalization Value Equities					
Harris Investment Management	(7.6%)	1.4%	(1.7%)	(2.0%)	2.9%
Lombardia Capital Partners	(8.4%)	(3.0%)	(2.6%)	(2.3%)	1.3%
Russell 1000 Value Index	(7.6%)	(1.9%)	(1.5%)	(3.5%)	----
Mid Capitalization Core Equities					
Northern Trust Company	----	----	----	----	----
S&P400 Index	(10.6%)	(1.3%)	4.1%	2.2%	----
Mid Capitalization Value Equities					
Channing Capital Management	(8.9%)	(5.5%)	----	----	10.7%
Russell Mid Cap Value Index	(9.2%)	(2.4%)	2.0%	(0.8%)	----
Mid Capitalization Growth Equities					
Credo Capital Management	(10.7%)	(62.0%)	----	----	12.0%
Russell Mid Cap Growth Index	(10.1%)	0.8%	5.9%	1.6%	----
Small Capitalization Core Equities					
Northern Trust Company	(9.9%)	1.0%	2.1%	0.4%	----
Rhumblin Advisors	----	----	----	----	----
Russell 2000 Index	(11.2%)	(3.5%)	(0.4%)	(1.0%)	----
Small Capitalization Value Equities					
Ariel Investment Management	(14.3%)	(16.5%)	2.3%	(1.5%)	9.9%
Dimensional Fund Advisors	(12.1%)	(4.0%)	1.4%	(2.1%)	10.4%
Russell 2000 Value Index	(10.9%)	(6.0%)	(2.8%)	(3.1%)	----
Small Capitalization Growth Equities					
Rhumblin Advisors	(11.5%)	(1.4%)	----	----	----
Russell 2000 Growth Index	(11.5%)	(1.1%)	2.1%	1.0%	----
Real Estate Investment Trusts (REITs) Net of Fee Performance	(4.9%)	14.3%	1.3%	(0.6%)	----
Domestic REITs					
Adelante Capital Management	(10.9%)	1.5%	(2.8%)	(4.5%)	(2.8%)
NAREIT Equity Index	(11.0%)	0.9%	(2.0%)	(2.4%)	----
Global REITs					
Morgan Stanley	(13.5%)	(10.6%)	0.9%	(4.4%)	8.7%
URDANG Securities Management	(12.0%)	(7.9%)	(0.6%)	(0.9%)	8.7%
EPRA/NAREIT Developed Index	(12.4%)	(6.9%)	(0.4%)	(4.1%)	----
Hedge Fund of Funds Net of Fee Performance	(1.7%)	4.4%	2.0%	----	----
Hedge Fund of Funds					
K2 Advisors	(2.9%)	(3.6%)	----	----	(0.5%)
Pluscios Management, LLC	(4.3%)	----	----	----	0.1%
Mesirow Advance Strategies, Inc.	(3.2%)	2.3%	----	----	2.5%
T-Bill +5%	0.4%	5.1%	----	----	----
HFRX Global Hedge Funds	(3.0%)	(5.5%)	(1.8%)	(1.7%)	----

International Equity Net of Fee Performance	(1.0%)	19.5%	2.5%	3.6%	----
International Equity All Capitalization					
EARNEST Partners	(12.2%)	(9.6%)	6.6%	----	0.9%
Lazard Asset Management	(10.5%)	(8.5%)	1.5%	(0.7%)	3.9%
Leading Edge Investment Advisors (LEIA)	(11.6%)	(13.6%)	----	----	(8.1%)
MSCI ACWI ex US Index	(11.1%)	(10.4%)	1.0%	(1.1%)	----
Morgan Stanley	(7.8%)	(3.9%)	1.0%	(1.2%)	8.3%
MSCI EAFE Index	(9.5%)	(9.4%)	(1.1%)	(3.5%)	----
International Equity All Capitalization Growth					
William Blair & Company	(10.0%)	(10.3%)	----	----	(1.8%)
MSCI ACWI ex-US IMI Growth	(12.5%)	(10.6%)	1.2%	(0.8%)	----
International Equity Small Capitalization					
William Blair & Company	(11.7%)	(3.9%)	6.9%	----	(3.4%)
MSCI World Small Cap ex-US	(11.5%)	(5.6%)	6.3%	(1.2%)	----
Fixed Income Net of Fee Performance	1.7%	5.5%	7.9%	6.7%	----
Fixed Income					
Garcia Hamilton & Associates	(0.7%)	2.5%	----	----	2.5%
LM Capital Group	0.4%	4.6%	9.0%	6.8%	5.7%
Pugh Capital Management	0.8%	5.8%	----	----	5.5%
Taplin, Canida & Habacht	0.4%	5.6%	9.8%	5.2%	4.7%
Western Asset Management	(0.2%)	5.5%	11.2%	6.1%	5.9%
Barclay Aggregate Bond Index	0.7%	5.3%	8.0%	6.5%	----
Northern Trust Company	1.1%	5.1%	8.4%	6.7%	----
Barclay Government/Credit Index	1.0%	5.1%	8.4%	6.5%	----

Chicago Teachers' Pension Fund							
MWDBE Investment Manager Usage							
Reporting for the Period ending September 30, 2011							
Own	MV as of 9/2011	2010	2009	2008	2007	2006	2005
Adelante	\$ 55,671,970	59,734,834	33,987	74	50	52	-
Capri (\$45 million)	\$ 5,207,972	17,202,816	13,403	25	22	18	21
DV Urban (\$25 million)	\$ 11,819,878	15,427,858	8,013	5	4	-	-
Hispania (\$15 million)	\$ 4,161,291	3,026,642	1,044	-	1	1	1
Hudson Realty (\$)	\$ 16,770,947	11,250,000	-	-	-	-	-
ICV Capital (\$7.5 million)	\$ 6,232,784	3,920,955	3,328	1	1	1	-
Muller and Monroe (\$35 million)	\$ 20,118,806	18,322,700	10,662	9	5	3	1
Palladium (\$7.5 million)	\$ 5,885,382	5,400,235	3,459	3	3	1	-
Pharos (\$7.5 million)	\$ 7,788,909	7,627,433	5,723	4	3	2	-
Syncom (\$7.5 million)	\$ 4,255,528	3,892,166	2,809	1	1	-	-
Urban America (\$25 million)	\$ 14,064,562	13,781,682	16,008	9	4	-	-
Total Minority Owned Alternative	\$ 151,978,029	159,587,321	98,436	132	92	77	23
Pluscios Management	\$ 25,024,728	25,000,000	-	-	-	-	-
Total Women Owned	\$ 25,024,728	25,000,000	-	-	-	-	-
Total MWDBE Alternative Managers	\$ 177,002,757	184,587,321	98,436	132	89	76	23
Apex	\$ 16,593,882	18,240,187	30,593	34	33	28	22
Ariel	\$ 88,384,041	120,319,523	119,604	169	238	199	239
Ativo Capital	\$ 20,726,676	25,799,400	16,782	23	17	-	-
Herndon Capital	\$ 99,456,875	86,927,185	59,163	76	66	-	-
Attucks	\$ 60	55	62,998	-	-	-	-
Brown Capital	\$ 12,036,689	16,636,868	12,844	14	17	-	-
Channing	\$ 63,164,854	67,388,151	50,080	21	30	22	20
Credo	\$ 64,676,783	63,339,153	49,975	17	6	3	-
Decatur Capital	\$ 12,349,960	12,321,042	9,745	-	-	-	-
Denali	\$ 19,441,408	21,666,182	16,278	15	18	15	14
Earnest Partners	\$ 384,298,677	180,891,894	70,453	104	108	-	-
Fortaleza	\$ 19,186,493	18,128,418	14,464	23	24	21	26
GW Capital	\$ 11,574,200	9,075,644	6,579	6	7	-	-
Holland	\$ 178,954,748	172,199,136	103,125	135	142	124	122
John Hsu Capital	\$ 13,849,215	19,319,107	-	-	-	-	-
Leading Edge	\$ 15,565	4,267	-	-	-	-	-
Lombardia	\$ 232,962,382	260,453,185	109,250	165	191	63	55
MarVista Capital	\$ 23,295,750	46,779,112	34,565	-	-	-	-
NCM Capital	\$ 22,854,027	27,808,658	3,926	6	15	11	10
Paradigm	\$ 20,415,333	22,957,740	17,133	24	28	8	-
Piedmont	\$ 122,524,675	142,887,421	104,313	154	118	40	37
Profit	\$ 22,777,194	25,310,643	15,723	40	40	39	45
Progress	\$ 11,957	1,004	108	-	-	-	-
RhumbLine	\$ 814,721,800	1,111,113,037	562,713	701	504	-	-
Total Minority Owned Equity	\$ 2,264,273,243	2,469,570,155	1,563,024	1,871	1,750	691	666

Campbell Newman	\$	8,532,267	9,121,293	6,315	-	-	-	-
Cheswold Lane	\$	11,902,299	14,134,641	-	-	-	-	-
New Amsterdam	\$	163,763,456	185,280,030	185,827	256	295	258	246
Nicholas	\$	5,599,891	6,855,015	3,892	-	-	-	-
Redwood Investments	\$	25,844,749	29,240,892	12,187	14	-	-	-
Zevenbergen	\$	70,106,065	84,365,371	53,169	68	72	59	53
Total Woman Owned Equity	\$	285,748,727	328,997,242	291,536	417	461	410	421
Total MWDBE Equity Managers	\$	2,550,021,970	2,798,567,397	1,854,560	2,288	2,211	1,101	1,087
Garcia Hamilton Capital	\$	76,836,367	73,471,328	-	-	-	-	-
LM Capital	\$	129,525,283	124,385,452	64,929	64	62	62	65
Total Minority Owned Fixed Income	\$	206,361,650	197,856,780	64,929	180	245	243	255
Pugh Capital	\$	79,163,497	73,240,277	-	-	-	-	-
Total Woman Owned Equity	\$	79,163,497	73,240,277	\$ -	\$ -	\$ -	\$ -	\$ -
Total MWDBE Fixed Income	\$	285,525,147	271,097,057	\$ 64,929	\$ 180	\$ 245	\$ 243	\$ 255
Total Fund MWDBE Assets	\$	3,012,549,875	3,254,251,775	2,017,925	2,600	2,545	1,419	1,364
Total Fund MWDVE Active	\$	2,197,828,075	2,143,138,738	1,455,212	1,898	2,040	1,419	1,364
Total Fund	\$	8,955,414,259	9,941,215,334	8,367	11,444	12,758	11,384	10,824
% of Total Fund		34%	33%	27%	24%	23%	13%	13%
% of Active Mgrs		36%	22%	29%	25%	26%	20%	20%

Chicago Teachers' Pension Fund
Current MWDBE Allocation vs. Target MWDBE Allocation
Reporting for the Period ending September 30, 2011

		% of Asset Class	Target Allocation	Allocation Difference
Total Fund Assets	\$ 3,012,549,874.99	34%	20%	14%
Total Active Assets	\$ 2,197,828,075.03	36%	25%	11%
Total MWDBE Equity	\$ 2,550,021,970.45	49%	30%	19%
Total Minority Equity	\$ 2,264,273,243.35	43%	25%	18%
Total Women Equity	\$ 285,748,727.10	5%	5%	0%
Total Disabled Equity	\$ -	0%	0%	0%
Total MWDBE FI	\$ 285,525,147.31	15%	15%	0%
Total Minority FI	\$ 206,361,650.31	11%	12%	(1%)
Total Women FI	\$ 79,163,497.00	4%	3%	1%
Total Disabled FI	\$ -	0%	0%	0%
Total MWDBE Alts	\$ 177,002,757.23	10%	10%	0%
Total Minority Alts	\$ 151,978,029.23	9%	10%	(1%)
Total Women Alts	\$ 25,024,728.00	1%	0%	1%
Total Disabled Alts	\$ -	0%	0%	0%

A motion was made by Mr. Ward, seconded by Mr. Wohl, and unanimously passed, to accept the October 28, 2011, First Friday Manager Meeting Report and the Investment Reports as listed above.

REPORT OF THE COMMITTEE ON CLAIMS AND SERVICE CREDITS

Health Insurance Analysis

Former Chairperson Pilditch presented the Health Insurance Analysis through November 2011. He reported that the total expenses for the health insurance rebate for FY11 was \$79.6M, and the estimated expense for FY12 is \$75.8M. Dr. Pilditch reported that the current health insurance rebate is expected to remain at 60% through FY13. Mr. Huber expressed that increased state funding, CPS making required contributions, and an increase in the statutory allowable health insurance spend are essential to the future sustainability of health insurance rebates.

Application for Pensions

The Committee on Claims and Service Credits reported that applications for pensions are presented for persons, hereinafter listed, with the recommendations that they be approved and granted in the amount and under the conditions set forth herewith.

In the case of each applicant for service and disability pension, the employment of the teacher has terminated, the legally prescribed minimum years of teaching service were completed and requirements with respect to age, the Illinois Retirement Systems Reciprocal Act (if applicable) and the Illinois Pension Code were fulfilled.

Each applicant for a survivor's or reversionary pension furnished proper evidence of his/her right to receive such benefit.

Service Retirement Pensions
10/01/2011 through 10/31/2011

Name of Member	School or Final Status	1st Check Date	Years of Service	Effective Date	Annual Pension
ALLEN, DON C.	C-W EDUC GENERAL	10-03-2011	10.90	11-04-2010	6,962.40
* ALLEN, JOHN ALEXANDER	COMMUNICATIONS	10-03-2011	41.31	07-03-2011	71,914.44
* ARMSTRONG, VIVIAN SHARONE	CLARK MIDDLE	10-03-2011	38.01	09-11-2011	69,308.16
* BAKER, SANDRA KAY	TAYLOR	10-03-2011	23.52	08-14-2011	38,706.24
BELL, DENISE A	C-W EDUC GENERAL	10-01-2011	20.00	06-04-2010	27,324.00
* BUTLER, BERNADETTE LUCILE	RAY	10-03-2011	42.95	07-03-2011	103,742.52
* CUNIGAN, DELORISE M	C-W SPEC SVCS SUP	10-03-2011	34.07	07-31-2011	68,772.96
* DARDAR, SUSAN MARGARET	GALLERY 37 CTR AR	10-03-2011	37.13	09-11-2011	58,558.32
* DWORAK, MICHAEL JOSEPH	WELLS HS	10-03-2011	24.31	09-11-2011	30,084.36
* EGANS, LORINE	GAGE PARK H S	10-03-2011	21.30	06-06-2010	34,772.76
* EGHBALI, ROGER IRAJ	WASHINGTON H S	10-03-2011	24.86	07-01-2011	46,294.92
* ENRIGHT, BEVERLY ROSE	KELVYN PARK H S	10-03-2011	18.85	07-17-2011	31,902.12
* GAJEWSKI, STANLEY	DE DIEGO COMM ACA	10-03-2011	16.03	09-11-2011	25,729.68
* GAYNOR, MELVYNA	HARLAN COMM ACAD	10-03-2011	14.10	07-03-2011	23,704.68
* GILBERT, LORETTA	MANLEY CAREER ACA	10-03-2011	26.65	09-11-2011	52,583.40
HARPER, KENT EDWARD	C-W EDUC GENERAL	10-03-2011	32.26	08-23-2011	52,563.36
* HERNANDEZ, JOEL GERARDO	GREELEY	10-03-2011	34.67	08-28-2011	59,403.24
KELLY, GERALDINE	SUB TEACHER POSTAL	10-03-2011	11.38	09-18-2010	5,207.52
LENARD, ARNETT	HARPER H S	10-03-2011	5.86	11-03-2003	5,541.84
* MARTINEZ, ANTONIO TORRES	C-W EDUC GENERAL	10-03-2011	20.28	08-19-2011	26,176.44
* MCMAHON, JAY ALAN	KELLY H S	10-03-2011	6.14	09-11-2011	6,482.52
MILLER, JUDITH H	THORP O A ACAD	10-03-2011	24.90	09-26-2011	28,704.12
* MONTGOMERY, CLARENCE	C-W EDUC GENERAL	10-01-2011	13.61	07-12-2011	19,873.44
* MORRIS, ANITA CLEATRICE	CALHOUN NORTH	10-03-2011	33.20	08-04-2010	50,812.32
* MORROW, ROBERT E	C-W EDUC GENERAL	10-03-2011	5.10	01-18-2009	2,719.80
* MOSS, BETTY J	C-W EDUC GENERAL	10-03-2011	15.44	09-11-2011	25,187.52
* NEWTON, ARETHA	SIMEON CAREER ACA	10-03-2011	40.88	09-11-2011	61,013.28
* OYEMADE, JO ANN	C-W EARLY CHILDHO	10-01-2011	18.68	09-11-2011	30,777.36
* PARTNER, EDNA SHARON	ROOSEVELT H S	10-03-2011	20.94	07-26-2011	34,065.36
* PASHA, TAQIYY AL MUMIN	C-W EDUC GENERAL	10-03-2011	18.68	07-01-2011	36,037.44
* PHELPS, MIRIAM ALISON	JEFFERSON N	10-03-2011	27.98	08-14-2011	59,293.20
* PHILLIPS, ROBERT STEPHEN	JEFFERSON N	10-03-2011	10.19	09-11-2011	18,231.00
* PURNELL, SHARON DENISE	C-W EDUC GENERAL	10-03-2011	26.00	09-11-2011	31,783.92
* SHAPIRO, LAUREN H	C-W SPEC SVC IN/A	10-03-2011	17.26	08-29-2011	24,437.28
* SIEGEL, VIRGINIA R	LATHROP	10-03-2011	41.17	08-29-2011	64,055.76

* Denotes preliminary pension

* SWANK, JON ROBBIN	ORTIZ DE DOMINGUE	10-03-2011	21.81	09-11-2011	29,008.92
* SZYMANSKI AVALOS, LINDA MARY	ADDAMS	10-03-2011	35.68	07-03-2011	72,453.96
TERRY, LINDA	CICS - BASIL CAMPUS	10-03-2011	5.17	08-07-2011	6,341.16
* THOMPSON, MONTEE ELIZABETH	DIXON	10-03-2011	26.96	07-03-2011	46,633.80
* TURNER, ARETHA YVONNE	REVERE	10-03-2011	35.25	08-18-2011	65,346.24
* WEBB, JAMES FRANKLIN	MARSHALL METRO H	10-03-2011	23.76	09-11-2011	39,134.64
* WELTON, JUDITH ELAINE	EDWARDS	10-03-2011	35.62	08-14-2011	62,575.56
Count of Service Retirement Pensions: 42				Total Service Retirement Pensions:	1,654,221.96		
				Average Pension:	39,386.24		
				Average Service Years:	23.88		

Pensions Finalized

10/01/2011 through 10/31/2011

Name of Member	School or Final Status	1st Check Date	Years of Service	Effective Date	Annual Pension		
ACEVEDO, AURELIO	LOZANO BILINGUAL	08-01-2011	34.85	10-2011	122,025.48
ANDALINA, JOYCE ANN	LOWELL	07-01-2009	35.02	10-2011	57,692.40
BEACOCK, CHRISTINA	C-W EDUC GENERAL	07-01-2010	13.86	10-2011	19,113.24
BONDURANT, RAYMOND JEROME	DOOLITTLE EAST	07-01-2010	21.65	10-2011	37,513.56
BUSCH, ROBERT JOHN	BOGAN TECH H S	04-01-2011	42.86	10-2011	59,402.40
COOPER, DIANE M	SPENCER	02-01-2011	26.33	10-2011	38,535.96
DAVIS, JUNE EDWINA	MCCORMICK	03-01-2011	44.35	10-2011	53,941.80
HARRELL, BRENDA J	HYDE PARK ACAD H	08-02-2010	38.05	10-2011	64,285.08
HOWELL-OSBORNE, RUTHIE MAE	C-W SPEC SVCS SUP	07-01-2011	17.51	10-2011	31,242.12
JONES, PAMELA KAREN	MARSHALL MIDDLE	05-02-2011	39.30	10-2011	63,315.60
KHAN, FARHAT	SCH & COMM RELS	07-01-2011	33.53	10-2011	61,007.28
LANDESMAN, MURIEL M	NOBEL	05-02-2011	30.40	10-2011	52,587.48
LATHAM, MENJIWEI C	DAVIS ACAD	10-01-2006	34.73	10-2011	51,983.76
MCDONALD, CHRISTINE ELEANOR	PIRIE	08-01-2011	29.18	10-2011	53,658.00
MIGUEST, MICHAEL L	SCHOOL OF TECH	04-01-2011	36.30	10-2011	58,896.12
MILLS, MYRON	C-W EDUC GENERAL	03-01-2011	24.33	10-2011	26,305.56
MITCHEM, MARGUERITE	C-W EDUC GENERAL	08-02-2010	6.10	10-2011	4,259.28
SANTOS, MARIA LINA V	C-W SPEC SVCS SUP	05-02-2011	25.25	10-2011	41,830.92
STEIN, BRUCE EDWARD	C-W SPEC SVCS SUP	04-01-2011	22.41	10-2011	43,192.80
TARVER, LYNDIA MAE	CLISSOLD	03-01-2011	34.39	10-2011	56,771.04
TAYLOR, DENISE	CITY WIDE LITERACY	08-03-2009	36.42	10-2011	66,905.40
THOMPSON, BEATRICE ADEL	PIRIE	08-02-2010	35.91	10-2011	58,381.80
THOMPSON, DEAN WILLIAM	AREA INST OFFICE	08-01-2007	38.36	10-2011	83,867.76
THOMPSON, GLORIA MERLE	HENRY	11-01-2011	19.95	10-2011	33,075.36
VICTORIA, FRANK MICHAEL	NIGHTINGALE	08-01-2007	15.66	10-2011	23,342.52

* Denotes preliminary pension

WARGACKI, JULIANNE MARIE.....	C-W EDUC GENERAL.....	07-01-2008	33.03	10-2011	76,727.64	
WASHINGTON, CARROLYN MARIE.....	NASH.....	05-02-2011	24.53	10-2011	41,883.12	
WILLIAMS, YVONNE DELORIS.....	C-W EARLY CHLDHO.....	07-02-2007	33.58	10-2011	50,912.52	
WORTHY, FREDDIE DEAN.....	C-W SPEC SVCS SUP.....	03-01-2011	16.96	10-2011	28,289.16	
WURZELBACHER, JACQUELINE D.....	SECOND CHANCE -	PEACE AND EDU.....	03-01-2011	7.85	10-2011	8,161.56

Count of Pensions Finalized: 30**Total Service Retirement Pensions: 1,469,106.72****Average Pension: 48,970.22****Average Service Years: 28.42**

Reciprocal Retirement Pensions

10/01/2011 through 10/31/2011

Name of Member	School or Final Status	1st Check Date	Years of Service	Effective Date	Annual Pension
BREFELD, LINDA M.....	FORMER TEACHER.....	10-01-2011	2.00	05-29-2010	2,511.48
CHITTY, VERA R.....	PARK MANOR.....	10-03-2011	18.26	08-01-2011	27,615.96
CROSBY-WALLS, SANDRA.....	FORMER TEACHER.....	10-03-2011	14.29	07-01-2011	25,551.96
DUDA, LOUISE.....	FORMER TEACHER.....	10-03-2011	6.50	09-17-2011	10,392.72
GLASER, ARTHUR E.....	FORMER TEACHER.....	10-03-2011	6.64	06-02-2011	12,172.68
HARTMAN, RUTH A.....	NORTHSIDE CENTER.....	10-03-2011	24.85	06-09-2011	51,409.68
HOPKINS, CAROLYN.....	FORMER TEACHER.....	10-03-2011	3.90	06-21-2011	3,690.48
* JACKOVAC, CHARLENE MARY.....	CARTER.....	10-03-2011	11.43	08-14-2011	15,361.56
* MAZUR, BARBARA.....	PASSAGES GLBL VIL CTR.....	10-03-2011	5.10	06-15-2010	6,142.32
MONTERRUBIO, JULIE.....	FORMER TEACHER.....	10-03-2011	1.48	06-01-2011	1,717.68
ORANGE, LINDA J.....	FORMER TEACHER.....	10-03-2011	7.48	09-18-2011	8,344.08
* REARDON, MARCIA D.....	CITY WIDE LITERACY.....	10-03-2011	22.35	07-03-2011	43,080.96
ROSELLI, MARILYN J.....	FORMER TEACHER.....	10-03-2011	5.13	06-09-2011	7,488.36
* STEELE, SHIRLEY.....	C-W EDUC GENERAL.....	10-03-2011	17.43	09-11-2011	11,306.64
* STERNBERG, LANA.....	GARVY.....	10-03-2011	24.73	07-01-2011	46,235.04
* STRAUSS, FREDRICA.....	C-W EDUC GENERAL.....	10-03-2011	1.35	09-06-2011	570.00
* TA, KIM HUONG.....	STEWART.....	10-03-2011	16.55	07-01-2011	26,621.88
* WENDT, DIANA GALE.....	CLARK MIDDLE.....	10-03-2011	18.08	09-11-2011	28,678.92
WICKLINE, PEGGY JO.....	SCHOOLS & REGIONS.....	10-03-2011	19.10	09-28-2011	27,920.52
Count of Reciprocal Retirement Pensions: 19					
			Total Reciprocal Retirement Pensions:		356,812.92
			Average Pension:		18,779.63
			Average Service Years:		11.93

* Denotes preliminary pension

Survivors' Pensions
10/01/2011 through 10/31/2011

Name of Member	1st Check Date	Years of Service	Effective Date	Annual Pension
ABELL, SHIRLEY B	10-03-2011	13.10	06-01-2011	19,356.72
<i>(WIFE OF BERTRAM I ABELL)</i>				
<i>FINK, JANNETT R.</i>	<i>10-03-2011</i>	<i>34.60</i>	<i>09-01-2011</i>	<i>22,814.28</i>
<i>(WIFE OF ABRAHAM FINK)</i>				
<i>HAJEK, JOAN F</i>	<i>10-03-2011</i>	<i>30.20</i>	<i>05-01-2011</i>	<i>17,543.64</i>
<i>(WIFE OF DAVID T HAJEK)</i>				
<i>HANSEN, CAROL A.</i>	<i>10-03-2011</i>	<i>38.40</i>	<i>09-01-2011</i>	<i>24,749.52</i>
<i>(WIFE OF ROBERT E HANSEN)</i>				
<i>KENNEDY, RUTH E</i>	<i>10-03-2011</i>	<i>21.00</i>	<i>09-01-2011</i>	<i>12,336.84</i>
<i>(WIFE OF ROBERT E KENNEDY)</i>				
SCHEID, ARLENE J.	10-03-2011	34.30	09-01-2011	24,944.04
<i>(WIFE OF ROY M SCHEID)</i>				
<i>TAYLOR JR., FRANK</i>	<i>10-03-2011</i>	<i>36.40</i>	<i>09-01-2011</i>	<i>28,045.68</i>
<i>(HUSBAND OF DOLLIE M TAYLOR)</i>				
<i>THOMAS-BUTLER, BARBARA J</i>	<i>10-03-2011</i>	<i>38.10</i>	<i>06-01-2011</i>	<i>29,637.48</i>
<i>(WIFE OF WALTER H BUTLER)</i>				
Count of Survivors' Pensions:	8			
		Total Survivors Pensions:		179,428.20
		Average Pension:		22,428.53
		Average Service Years:		30.76

Summary of Pensions Granted
10/01/2011 through 10/31/2011

At This Meeting					Fiscal Year Total		
Pensions	No.	Total Pensions (annual)	Average (Annual)	Average Service Years	No.	Total Pensions (Annual Rate)	Average (Annual Rate)
PENSIONS	42	1,654,221.96	39,386.24	23.88	750	37,894,305.84	50,525.74
RECIPROCAL	19	356,812.92	18,779.63	11.93	155	4,885,983.36	31,522.47
SURVIVOR	8	179,428.20	22,428.53	30.76	64	1,299,719.04	20,308.11
REVERSIONARY	0	0.00	0.00	0.00	0	0.00	0.00
Total:	69	2,190,463.08	31,745.84	21.38	969	44,080,008.24	45,490.20
FINALIZED	30	1,469,106.72	48,970.22	28.42	118	5,996,418.84	50,817.11

Cancellation of Pensions

The Committee on Claims and Service Credits reported that pursuant to the law, the pensions of the following persons were cancelled upon the date of attainment of legal age. The Committee recommended that the cancellations shown below be confirmed and reported in the proceedings of this meeting.

10/01/2011 through 10/31/2011

Name of Member	Reason	Type of Pension	Rate of Pension	Date Cancelled
----------------	--------	-----------------	-----------------	----------------

MITCHELL SEAN R EXCEED AGE LIMIT SURVIVORSHIP - 2.2 200.00 10-31-2011

Count of Cancelled Pensions: 1

Death Benefits

The Committee on Claims and Service Credits reported that documents pertaining to claims for death benefits were examined and verified, and recommended approval.

In support of these claims, the Committee reported that death benefits were for persons whose dates of death were certified and whose heirs, beneficiaries, administrators or executors furnished proper evidence to receive such payments.

10/01/2011 through 10/31/2011

SINGLE PAYMENT OF DEATH BENEFIT

DECEASED

ATKINS, HOSEA
 BARNES, TAKAYALAH
 BIRTS, WARNER B
 BOWDEN, LILLIAN F
 BROCK, DARLENE

 CARROLL, ANITA M
 CHESTER, HOLLIS
 COFFEL, LUCILE
 CRONIN, PATRICIA M OBRIEN
 CRUZ, JUAN S

DAVIDSON-THOMAS, SUSAN

DEROULE, JOHN E
 DIVER, GENEVIEVE E

DOZIER, THELMA G

DUCK, DEXTER M

GARFIN, THELMA S
 GOODMAN, DAVID
 GORMAN, LUVINA L
 GREEN, GENE

GUNN, JOHN T

HERRERA-KOWALSKI,

MARTHA LETICIA

HICKS, ARMENTRA

JAMES, JEWEL CHRISTINE

BENEFICIARY

TIFFANY L FORD5,000.00
 IDELLKHAIRY BARNES10,000.00
 SHIRLEY M BIRTS5,000.00
 LILLIAN F BOWDEN TRUST5,000.00
 IRA N BROCK8,000.00

SERENA A CARROLL2,500.00
 LOUISE P. CHESTER5,000.00
 WILLIAM C COFFEL5,000.00
 DAVID M CRONIN10,000.00
 JOHN S CRUZ2,500.00
 JUANITA S CRUZ2,500.00

MINOR THOMAS2,500.00
 ALTHEA THOMAS WALTON2,500.00

FRANCES K DEROULE5,000.00
 ROBERT J LANDRY2,500.00
 SUSAN L MOFFATT2,500.00
 MARJORIE D. HEARD5,000.00

KAY F DUCK5,000.00
 MORRIS DUCK5,000.00

LAUREN M BANDARI5,000.00
 SIMONE GOODMAN5,000.00
 THOMAS G GORMAN5,000.00
 JOHN T MANUEL2,500.00
 NINA N WEST1,666.67

ERNESTINE MUNOZ10,000.00
 OLIPHIER H BLANKENSHIP2,500.00
 SAMARA J BYRD2,500.00
 DANA CHRISTINA JAMES3,333.33
 ELLEN NADINE LOUDEN3,333.33
 TAYLOR AERIELLE MARTINEZ3,333.34

JAMISON, REKA M	KENNETH TERREL JAMISON	5,000.00
KLUEPPEL, MARTHA	SISTERS BLESSED SACRAMENT	5,000.00
LEVERENZ, MARY JANE	MARY JANE LEVERENZ TRUST	5,000.00
LEWIS, LULA P	DOMINIQUE M LEWIS	1,666.67
	JOHN L LEWIS JR	1,666.66
MCNALLY, ANNE B	WILLIAM J MCNALLY JR	5,000.00
MOORE, JAMES R	JAMES R MOORE JR	1,666.67
MOORE, LEON D	LEON D MOORE	5,000.00
MORRIS, LUCY S	JAMES FIELD MORRIS JR	2,500.00
	MARGARET MORRIS KINZER	2,500.00
MURPHY, LAURETTA K	MAUREEN C WADE	5,000.00
PARADIES, EVELYN G	EVELYN G PARADIES TRUST	5,000.00
PEREZ, ANTONIO	JUANA M PEREZ	5,000.00
PERRIN, MARY R	THE PERRIN LIVING TRUST	5,000.00
PETERSON, VERA C	BENNIE D COOLEY	5,000.00
PRIKOPA, MARTHA L	AMERICAN FRIENDS SVC COM	1,250.00
PRINGLE, NELLIE T	ROBERTA P BARFIELD	2,500.00
	RICHARD A PRINGLE	2,500.00
ROE, RACHEL B	CHRISTOPHER A BAUER	2,500.00
	RAYMOND E ROE	2,500.00
RUSSELL, JULIA G	JULIETTE RUSSELL ALLEN	2,500.00
SANTANA, ALMA ADORACION	GABRIEL A SANTANA	3,300.00
SANTORO, RICHARD F	JO ANNE P SANTORO	10,000.00
SASAKI, KATHERINE K	JOHN E SASAKI	2,500.00
	NINA P SASAKI-HAGEN	2,500.00
SAX, IRA E	SHARON SAX	5,000.00
SHIELDS, JUANITA	PAMELA V SHIELDS	1,666.66
SMITH, CATHERINE F	MARGARET S KNIGHT	1,666.67
STEPHENS, JOHN C	MARY C STEPHENS	5,000.00
TAYLOR, CHERYL A	CARMEN GRAY	4,637.30
	SHARKEY J JOHNSON II	4,637.30
TISEVICH, DOROTHY	MARY IVERSON	2,500.00
TUCKER, KENNETH W	LILLIAN M JOHNSON	1,666.66
UPSHAW, MILTON E	CARMEN A UPSHAW	5,000.00
VOORHEES, MADELINE	LLOYD W VOORHEES	1,000.00
WALLACE, ANNE J	ELIZABETH W KEARNS	1,250.00
	KEVIN R WALLACE	1,250.00

WATKINS, ELLA B	WINIFRED WATKINS	1,250.00
WESSON, MARY P	MATTHEW D.O. NICHOLS	1,000.00
WILLIAMS, ANN	REGINA GUICE	5,000.00
WOLFE, BENNETT M	ERIC H WOLFE	1,250.00
	LOUVENIA WOLFE	1,250.00
YASNOFF, MEYER	BETH A LEDVORA-RIEDEL	2,500.00
YOUNG, WILLIE N	RIDGELEY L YOUNG	2,500.00
Total		\$276,741.26

REFUND OF CONTRIBUTIONS

BARNES, TAKAYALAH IDELL	KHAIRY BARNES	40,694.59
BROCK, DARLENE	IRA N BROCK	18,229.09
CELANO, BEN E	GERALD CELANO	1,769.10
	JAMES CELANO	1,769.10
	JERRY CELANO	1,769.10
	VICTORIA CELANO	1,769.16
	GINA MIVY	1,769.10
	RENEE MITCHELL	1,769.10
CRONIN, PATRICIA M OBRIEN	DAVID M CRONIN	129,256.74
CRONIN, THOMAS F	WILLIAM V STRUBE	4,373.30
DUCK, DEXTER M	KAY F DUCK	25,577.15
	MORRIS DUCK	25,577.21
FELLER, MARYROSE	CHARLES M FELLER	1,817.79
HERRERA-KOWALSKI, MARTHA LETICIA	ERNESTINE MUNOZ	139,323.56
JAMES, JEWEL CHRISTINE	ELLEN NADINE LOUDEN	18,032.66
	TAYLOR AERIELLE MARTINEZ	18,032.71
	DANA CHRISTINA JAMES	18,032.66
JAMISON, REKA M	KENNETH TERREL JAMISON	5,938.35
MILLER, STEPHEN MURRY	DARLENE MILLER	4,994.09
O'ROURKE, MARY K	PATRICIA A COLLINS	41,635.40
REEDE, JESSIE T	JAMES W REEDE JR	2,141.17
	ROI F REEDE	2,141.15
SANTANA, ALMA ADORACION	GABRIEL A SANTANA	29,398.22
SANTORO, RICHARD F	JO ANNE P SANTORO	112,011.15
WARFIELD, JUANITA	JEFFERY J PICKETT	14,869.72
Total		\$662,691.37
GRAND TOTAL OF ALL DEATH BENEFITS		\$939,432.63

Refunds

The Committee on Claims and Service Credits reported that documents pertaining to claims for refunds, listed herewith, were examined and verified, and recommended approval thereof. In support of these claims, the committee reported that: 2.2 excess contributions represent the additional amount contributed after 34 years of service refundable upon retirement provided the member does not choose the augmented pension rate; contract overpayments and refunds represent reductions and withdrawals of previously validated optional service and 2.2 upgrade contributions; excess contributions represent deductions outside of the statutory requirements; termination and other refunds are for persons no longer employed as members of the teaching force and, survivor contributions are for members with no eligible survivors at the time of retirement.

10/01/2011 through 10/31/2011

Contract Overpayment

FITZPATRICK, MARY S	2,694.47
GELB, RICHARD GARY	112.22
KELLY, MARY ELIZABETH	13,529.63
MILLER, PHILLIP	88.82
POWELL, MARSANDRA	12,454.77
SMITH, VELMA	2,120.83
WILLABY, JANNIS	13,733.61
TOTAL CONTRACT OVERPAYMENT	44,734.35

Contract Refund

MCDONALD, CHRISTINE ELEANOR	178.60
MIGUEST, MICHAEL L	300.13
TOTAL CONTRACT REFUND	478.73

Excess Contributions

ADLER, SAMANTHA L	13.04
ANTIMO, ROSA ISELA	90.72
ATKINS, ALISHIA MONTENSIA	25.35
BEACOCK, CHRISTINA	187.16
BORGIA BATEY, RHIANNON M.	8.92
BOVASTRO, ALAINA P	9.38
BURNS, PHILLIP E	156.54
CHANDLER, SAUNDRA	57.03
COLON, ELIZABETH R	9.32
COOPER, MARYUM	14.75
COWIE, ELIZABETH ANNE	15.52
DAVIS, STEPHANIE D	104.70
ELLIOTT, DEBORAH ANN	62.53
FERGUSON, RICHARD A	53.52
FREEMAN, KATHLEEN BEBETA	130.54
GROSSETT, MARY ANN	187.21
HARRIS, TRIS	210.72
HILL, STACEY A	25.67
HOWELL-OSBORNE, RUTHIE MAE	290.48
JACKSON, NICHOLE MICHELLE	20.06
KOPECKY, MIRANDA E	21.71
LADD, JANICE OLSTEN	145.53

LANDESMAN, MURIEL M	38.71
MACKEY, ALFRED M.	44.41
MATTHEWS, DEBORAH ANN.	244.57
MCDONALD, CHRISTINE ELEANOR	257.90
MILES, KAREN ELISE.	9.70
MITCHEM, MARGUERITE	190.28
MURDOCK, EVELYN L	68.97
NETTI, KATHERINE N	30.71
O'BRYANT, MONIQUE JEAN	139.82
PARHAM, BEVERLY DAVIS	61.14
PAYTON, CALVERT	226.40
PRESLEY, JEFFREY S	11.37
SANTOS, MARIA LINA V	220.21
SCHOTT, JOHN NICHOLAS	267.15
SHEIKH, SUMAIR JABBAR	25.29
SHEPPARD, FRANCINE L	128.58
SHULA, CATHERINE M	38.01
SIMPSON, DEBORAH	15.24
SMITH, COURTNEY GWENN	103.77
SMITH, STACIE L	42.25
SOPRYCH, CAROL T.	90.80
SPARROW, CALVIN N.	29.77
STAPANIAN, STEPHEN MICHAEL	35.96
SULLIVAN, SHIRLEY MARGARET	236.12
TOLBERT, JEANETTE ANN	5.30
TORRY BRANDY, CARLINDA	59.66
UTT, JAMES RAYMOND	99.84
VALENZUELA, BARBARA V	184.59
WALDRON, PATRICK HENRY	79.75
WASHINGTON, CARROLYN MARIE	40.97
WEISHAAR, KASEY C	28.61
WEISHAAR, SARA J	32.80
WURZELBACHER, JACQUELINE D	21.65
TOTAL EXCESS CONTRIBUTIONS.	4,950.70

Other

BIERNAT, MONIKA IRENA	27,127.73
GONZALEZ, SARA A	3,270.71
KAISER, GRETCHEN KATHERINE	9,129.63
LADD, JANICE OLSTEN	1,505.99
NELSON, KIMBERLY L	15,430.21
PEDERZOLLI, LENA MARIE	7,248.80
PERRIN, THOMAS F	14,056.33
RAINEY, SHARON DIANN	4,867.31
SMITH, DARREN L	5,542.48
SULLIVAN, SHIRLEY MARGARET	49,726.02
TORAN, JOYCE WILSON	1,866.24
WESTMORELAND, EUGENE	10,718.32
TOTAL OTHER.	150,489.77

Survivor Contributions

ALLEN, DON C.	2,609.94
ALLEN, JOHN ALEXANDER	19,896.88
BAKER, SANDRA KAY	10,858.97
BELL, DENISE A	7,080.33
CHITTY, VERA R.	7,981.15
CIPOLLA, MICHAEL J.	818.13
COHEN, PAULA M.	2,347.54
COHLER, KAREN J	722.28
COLLINS, KATHLEEN I	614.73
COOK, SADIE MAE	11,985.36
CRAIG, DONNA JEAN	4,259.19
DARDAR, SUSAN MARGARET	14,724.30
DWORAKOWSKI, CHRISTINE MARY	1,040.80
EDMONDS, LILLIAN MARIE	7,543.90
EGANS, LORINE	9,460.72
FELTUS, DOROTHY M	15,396.81
GAYNOR, MELVYNA	6,434.90
GILL, JOHN J	8,440.66
HERNANDEZ, JOEL GERARDO	14,502.29
HOLMES, WILLYA MAE	15,334.19
HOLTZCLAW, SUSAN DENISE	14,097.21
JACKOVAC, CHARLENE MARY	3,790.68
LOVE, FRANCES JO	2,911.57
MARTINEZ, ANTONIO TORRES	7,193.75
MILLER, JUDITH H	7,950.48
MILLER, PHILLIP	589.43
MITCHEM, MARGUERITE	63.28
MONTGOMERY, CLARENCE	6,642.81
MORROW, ROBERT E	1,079.19
MOSS, BETTY J	7,338.96
OYEMADE, JO ANN	9,529.70
PARHAM, BEVERLY DAVIS	15,016.86
PRUITT, SHARRON ANN	958.17
RICHARDS, LOIS R	80.50
SIEGEL, VIRGINIA R	16,161.95
SOSZYNSKI, MAE ALEXIK	10,697.53
STAN, SUSAN A	1,242.07
SWANK, JON ROBBIN	10,806.03
TERRY, LINDA	2,101.58
TODTLEBEN, ANN JEANETTE	6,852.96
TORRY BRANDY, CARLINDA	13,735.64
WENDT, DIANA GALE	9,002.27
WICKLINE, PEGGY JO	9,276.19
YOHNKA, BARBARA K	6,396.64
TOTAL SURVIVOR CONTRIBUTIONS	325,568.52

Termination Refunds

ADAMS-COLLIER, ANESE L	2,909.68
ADLER, SAMANTHA L	8,139.44
AFFINITA, MARIA E	14,825.30
ANTIMO, ROSA ISELA	57,882.63
ATKINS, ALISHIA MONTENSIA	7,350.98
BEER, JASON JEFFREY	8,139.62
BELL, NICHOLAS	27,443.77
BOLDEN, KENNETH C	725.13
BORGIA BATEY, RHIANNON M	3,929.24
BOVASTRO, ALAINA P	4,067.81
BURNS, PHILLIP E	226.19
CASSIDY, BONNIE R	504.00
CHANDLER, SAUNDRA	6,963.64
COHN, DAVID G	12,317.70
COLLINS, ALNITA D	14,123.03
COLON, ELIZABETH R	1,916.95
COWIE, ELIZABETH ANNE	12,956.80
CRUMPLEY, NANCY MARIE	8,624.68
DAVIS, STEPHANIE D	13,573.23
DUDDLESTON, BARBARA D	315.24
ESPOSITO, PAULINE	15,361.62
FERGUSON, RICHARD A	10,996.72
FIELDS, PATRICIA DENISE	33,101.39
FREEMAN, KATHLEEN BEBETA	6,409.17
GAGE, YA'REE J	835.22
GOROVSKY, BARBARA M	932.28
GOULD, DANIELLE C	16,134.04
GRUNSTAD, BEAU N	33,597.51
HENDERSON, VANTASTA	26,079.11
HILL, STACEY A	12,475.42
HOLMES, TERRE L	8,921.84
JACKSON, NICHOLE MICHELLE	14,592.33
JORDAN, CASEY JOY	7,961.60
JORDAN, LATRINA C	10,024.06
KARVELAS-MITROPOULOS, KATHERINE H	23,021.13
KEARNS, CATHERINE G	23,752.09
KOPECKY, MIRANDA E	5,844.93
KOVACH, BRADLEY R	34.67
LAVEN, JESSICA	6,529.57
LEFAIER, LINDA Y	2,671.07
LOPEZ, BELKYS M	3,685.91
LOPEZ, CLAUDIA	17,430.90
MACKEY, ALFRED M	7,726.44
MADDEN, COLIN JAMES	3,427.35
MANNING, ARLENE E	6,242.94
MARTIN, ROSLYN	486.41

MATTHEWS, DEBORAH ANN.....	7,899.29
MCGINNISS, MICHAEL EDWARD.....	5,157.12
MEEGAN, SARA T.....	117.71
MILES, KAREN ELISE.....	19,132.69
MOBLEY, MICHAEL E.....	560.34
MUHAMMAD, KHALILAH J.....	390.22
MURRAY, JACQUELINE R.....	18,182.18
NETTI, KATHERINE N.....	8,740.86
O'BRYANT, MONIQUE JEAN.....	7,742.31
OLWELL, CAITLIN ELIZABETH.....	3,797.64
OMIECINSKI, CARA.....	22,044.78
PARKER, RAYNALD M.....	380.00
PATTON BROWN, LATASHIA T.....	5,205.22
PAYTON, CALVERT.....	4,285.91
PRESLEY, JEFFREY S.....	9,066.46
QUINTANILLA, YOLANDA.....	30,215.89
RAINE, JULIE A.....	8,501.99
RESCH, AMANDA CATHERINE.....	255.07
RODRIGUEZ, OSWALDO.....	248.15
SCHOTT, JOHN NICHOLAS.....	20,146.80
SHAW, ERIN.....	20,984.61
SHEPPARD, FRANCINE L.....	3,257.33
SHULA, CATHERINE M.....	12,749.98
SKELLY, MARGIE L.....	70.46
SMITH, ANTONIO LEE.....	8,532.85
SMITH, COURTNEY GWENN.....	3,659.90
SMITH, STACIE L.....	16,788.35
SOPRYCH, CAROL T.....	35,903.51
SPARROW, CALVIN N.....	13,324.61
SPECTOR, MARISSA.....	226.80
SPERRY, CECILIA C.....	4,147.61
STITT, KEELEY M.....	18,850.25
SULLIVAN, SHIRLEY MARGARET.....	509.74
TOLBERT, JEANETTE ANN.....	5,245.80
UTT, JAMES RAYMOND.....	4,072.19
VALENZUELA, BARBARA V.....	16,880.44
WALDRON, PATRICK HENRY.....	1,166.47
WEISHAAR, KASEY C.....	34,749.19
WEISHAAR, SARA J.....	24,887.94
WHITE, RICHARD DEAN.....	17,992.53
TOTAL TERMINATION REFUNDS.....	921,281.97

GRAND TOTAL OF ALL REFUNDS..... 1,447,504.04

Outside Time

The Committee on Claims and Service Credits reported that affidavits, or other evidence attesting to or certifying service in the public schools of the several states or in schools operated by or under the auspices of the United States outside of the City of Chicago were presented for the persons hereinafter listed.

The Committee recommended that the service described be approved for pension credit provided that the last five years of the member's service shall have been rendered in a position covered by this Fund, the State Universities Retirement System or the Teachers' Retirement System of the State of Illinois; a maximum credit for ten years shall be reduced by credit for such service validated by the State of Illinois; and three-fifths of the term of service for which an annuity is granted shall be in the public schools of the City.

Name	School	Service	Years
Barberis, Christopher J	National Teachers Acad. .	Teaching	0.7000
Johnson, Mary Ellen	Kennedy HS	Teaching	0.1600
Mullenholz, William E	Whitney	Teaching	1.0000
Pohlman, Cathleen C	Holden	Teaching	1.0000
Terzian, Shelley M	Ryerson.	Teaching	0.5180
Ulmen, Jean T.	Near North Elem.	Teaching	3.5000

REPORT OF THE COMMITTEE ON FINANCE

Administrative Expenses

The following administrative expenses were presented with the recommendations that they be approved.

Administrative Expenses 10/01/11 – 10/31/11			
Vendor	Description	Amount	
ACE BAKERY	DESSERT, TRUSTEE APPRECIATION, 10/20	48.66	
AMERICAN EXPRESS	AIR, NCTR CONF., 10/9/11 - 10/12/11. BALTIMORE, MD: REHAK	356.40	
	FAX BROADCASTING MINUTES	100.94	
	SUPPLIES, FIELD SERVICES	960.55	1,417.89
HENRY P. ANSELMO & ASSOCIATES	LEGISLATIVE CONSULTING, 10/1/11 - 10/31/11		8,333.33
ASHFORD, LOIS	REIMBURSE, MEETING TRAVEL EXPENSE, 7/1/11 - 9/30/11		280.00
ASPEN MARKETING SERVICES	PROCESSING, NEWSLETTER, FALL 2011	32,688.07	
	ADDRESS LOCATION UPDATE	248.49	32,936.56
ATLAS STATIONARY, INC.	OFFICE SUPPLIES		82.94
BANKS-FALLIS, SHERON	REIMBURSE, PENSION REP SEMINAR, 9/30	100.00	
	REIMBURSE, LUNCH, DEPARTMENT MEETING	58.00	158.00
BENNETT, SHARENA	REIMBURSE, MILEAGE, OPEN ENROLLMENT, 10/11	8.46	
	REIMBURSE, MILEAGE, PENSION REP WORKSHOP, 10/1	9.39	
	TRUSTEE SUPPLIES	15.57	33.42
BLACKWELL, JEFFERY	REIMBURSE, MEETING TRAVEL EXPENSE, 7/1/11 - 9/30/11		275.00
BOGFIRE INC.	DESIGN & LAYOUT, NEWSLETTER, FALL 2011	3,900.00	
	DESIGN & LAYOUT, EARLY BIRD FIELD SERVICE POSTER	220.00	
	DESIGN & LAYOUT, OPEN ENROLLMENT E-LETTER	200.00	
	DESIGN & LAYOUT, TRUSTEE ELECTION E-MAIL	100.00	
	DESIGN & LAYOUT, STOCK PHOTOS	90.00	
	DESIGN & LAYOUT, PENSION REPS SEMINAR E-MAIL	150.00	4,660.00
BRADLEY CONSULTING GROUP INC	MIS CONSULTING SERVICE, 9/1/11 - 9/30/11		45,600.00
CAFFE BACI	BREAKFAST, INVESTMENT MANAGERS MEETING, 10/7	75.24	
	BREAKFAST, INVESTMENT MANAGERS MEETING, 10/28	75.24	
	BREAKFAST, TRUSTEE MEETING, 10/20	184.89	335.37
CHC WELLNESS	FLU SHOTS, STAFF		960.00
CHICAGO INSTRUCTIONAL TECHNOLOGY FOUNDATION, INC	MOBILE 4G SERVICE, 9/1/11 - 8/31/12: FIELD SERVICES		1,119.88
CHICAGO MESSENGER SERVICE INC	DELIVERY SERVICE THRU 10/16		327.01

Administrative Expenses 10/01/11 – 10/31/11		
Vendor	Description	Amount
CHICAGO PRESS CORPORATION	NEWSLETTER, FALL 2011	13,636.75
CHICAGO PUBLIC SCHOOLS	SUBSTITUTE SALARY REIMBURSEMENT, TRUSTEE MEETING, 10/20	663.28
	SUBSTITUTE SALARY REIMBURSEMENT, NCTR CONF., 10/11/11 - 10/12/11, BALTIMORE, MD	663.28 1,326.56
CITRIX ONLINE	GO TO WEBINAR, 10/2/11 - 11/1/11	198.00
COM ED	ELECTRIC SERVICE, 9/6/11 - 10/5/11, SUITE 2600	2,938.18
COMGRAPHIC, INC.	PROCESSING, PENSION CHECKS & ADVICES, 10/1	6,721.73
CORKEY'S	DINNER, TEACHER/TRUSTEE ELECTION, 11/4	442.31
CUTTING EDGE DOCUMENT	SHREDDING OF CONFIDENTIAL DATA	161.00
DIRECTV	SATELLITE RECEPTION, 10/10/11 - 11/9/11	6.00
FREED, JEANNE	REIMBURSE, MEETING TRAVEL EXPENSE, 7/1/11 - 9/30/11	280.00
GANT, TONIKA	REIMBURSE, MILEAGE, PENSION REP WORKSHOP, 10/1	13.14
	REIMBURSE, MILEAGE, OPEN ENROLLMENT, 10/11	12.10
	REIMBURSE, TEACHER/TRUST CONF., 10/20/11, NEW YORK, NY	29.06 54.30
GARVEY'S OFFICE PRODUCTS	OFFICE SUPPLIES	592.02
GOLDSTEIN & ASSOCIATES	ACTUARIAL SERVICES, 7/1/11 - 9/30/11	12,000.00
ILLINOIS CPA FOUNDATION	REG., FRAUD CONF., 11/16/11, CHICAGO, IL: JURINEK	305.00
INTERNATIONAL FOUNDATION	REG/DEPOSIT, IFEBP CONF., 11/10/12 - 11/14/12, SAN DIEGO, CA: 6 TRUSTEES	11,635.00
INTERPARK	MONTHLY PARKING, 10/1/11 - 10/31/11: FIELD REPS	1,150.00
	MONTHLY PARKING, 10/1/11 - 10/31/11: J.BANGERT	230.00 *
	MONTHLY PARKING, 10/1/11 - 10/31/11: PAYROLL DEDUCTIONS	875.00 **
	MONTHLY PARKING, 11/1/11 - 11/30/11: FIELD REPS	1,150.00
	MONTHLY PARKING, 11/1/11 - 11/30/11: J. BANGERT	230.00 *
	MONTHLY PARKING, 11/1/11 - 11/30/11: PAYROLL DEDUCTIONS	875.00 ** 4,510.00
JURICH, KRISTEN	REIMBURSE, TEACHER/TRUSTEE CONF., 10/20/11, NEW YORK, NY	95.61
KIRKLAND & ELLIS LLP	PENSION LITIGATION ENDING, 8/31/11	221.55
KOTIS, CHRIS N.	REIMBURSE, MEETING TRAVEL EXPENSE, 7/1/11 - 9/30/11	275.00
MAGGIANO'S	LUNCH, TRUSTEE MEETING, 10/20	411.35

Administrative Expenses 10/01/11 – 10/31/11

Vendor	Description	Amount
MICRO FOCUS	STAR TEAM ANNUAL SUPPORT, 2012	2,866.50
NATIONAL CONFERENCE ON PUBLIC EMPLOYEE RETIREMENT SYSTEMS	ANNUAL MEMBERSHIP DUES, 2012	900.00
NEOFUNDS BY NEOPOST	REPLENISHMENT OF POSTAGE	2,090.70
NEOPOST, INC.	MAIL INSERTER	19,978.00
	MAIL SUPPLIES	225.99
		20,203.99
NORTH SHORE PRINTERS, INC.	2010 CAFR REPORT	2,145.00
	OPEN ENROLLMENT BOOK & FORMS, 2012	30,836.45
	ELECTION MATERIALS, TEACHER/TRUSTEE ELECTION, 11/4	2,821.60
		35,803.05
O'BRILL, JOHN F	REIMBURSE, MEETING TRAVEL EXPENSE, 7/1/11 - 9/30/11	320.00
OFFICE CONNECTIONS	OFFICE SUPPLIES	559.51
	TRUSTEE SUPPLIES	161.90
		721.41
PILDITCH, WALTER	REIMBURSE, MEETING TRAVEL EXPENSE, 7/1/11 - 9/30/11	330.00
RADENCIC, FRANCES	REIMBURSE, CTPF EXPENSE REPORT, 10/1/11 -10/31/11	56.37
REHAK, JAY C.	REIMBURSE, MEETING TRAVEL EXPENSE, 7/1/11 - 9/30/11	255.00
	REIMBURSE, NCTR CONF., 10/9/11 - 10/12/11, BALTIMORE, MD	80.65
		335.65
REILLY, MARY SHARON	REIMBURSE, MEETING TRAVEL EXPENSE, 7/1/11 - 9/30/11	330.00
REMER, PHYLLIS	REIMBURSE, MILEAGE, OPEN ENROLLMENT, 10/11	19.59
	REIMBURSE, PARKING, PENSION REP SEMINARY, 10/1	5.00
		24.59
RODRIGUEZ, MARIA J.	REIMBURSE, MEETING TRAVEL EXPENSE, 7/1/11 - 9/30/11	80.00
ROOKS, CHERYL	TUITION REIMBURSEMENT, 1 CLASS	2,255.00
SIERRA, RODRIGO A.	REIMBURSE, IMN CONF., 9/18/11 - 9/20/11, MIAMI BEACH, FL	1,092.28
	REIMBURSE, MEETING TRAVEL EXPENSE, 7/1/11 - 9/30/11	160.00
		1,252.28
THE SIMONS GROUP, LLC	CTPF COPY WRITE & PROJECT MANAGEMENT: MEMBER WEBSITE	900.00
SODEXO	BREAKFAST, OPEN ENROLLMENT, 10/5	1,912.00
SPECIALTY COFFEE SERVICE	COFFEE SUPPLIES	512.10
SPORTS AWARDS COMPANY	TRUSTEE APPRECIATION AWARD: RODRIGUEZ	65.85
TRANSUNION	ADDRESS LOCATION USAGE, 8/26/11 - 9/25/11	64.25
UNISHIPPERS CHICAGO NEAR NORTH	DELIVERY SERVICE THRU 10/21	305.18

Administrative Expenses 10/01/11 – 10/31/11		
Vendor	Description	Amount
VISION MAI, LLC	LEGISLATIVE CONSULTING, 10/1/11 - 10/31/11	5,000.00
WALL STREET JOURNAL	SUBSCRIPTION RENEWAL, 10/26/11 - 10/26/12: OFFICE COPY	374.40
WARD, JAMES F	REIMBURSE, CFA MEMBERSHIP DUES, 2011 - 2012	275.00
	REIMBURSE, MEETING TRAVEL EXPENSE, 7/1/11 - 9/30/11	425.00
	REIMBURSE, NCTR CONF., 10/9/11 - 10/12/11, BALTIMORE, MD	3.17
M & J WILKOW, LTD	RENT, 10/1/11 - 10/31/11	71,574.50
	WORK ORDERS, 9/1/11 - 9/30/11	566.50
XO COMMUNICATIONS	MONTHLY TELEPHONE SERVICES, 9/27/11 - 10/26/11	1,629.14
ZOPP, ANDREA L	REIMBURSE, MEETING TRAVEL EXPENSE, 7/1/11 - 9/30/11	165.00
PHYSICIANS, DISABILITY APPLICANTS ACCESS MEDICAL EVALUATIONS		
	EVAL & REPORT, P.B. BY DR. AHMED	650.00
	EVAL & REPORT, T.J. BY DR. STAVRAKOS	650.00
	EVAL & REPORT, W.J. BY DR. UPADHYAY	650.00
	EVAL & REPPORT, T.J. BY DR. LAL	650.00
RECORD COPY SERVICES	MEDICAL RECORDS, B.T. BY DR. SHEIKH	79.75
		<u>\$306,399.80</u>

* REIMBURSED BY PERSONAL CHECKS

**REIMBURSED THRU PAYROLL DEDUCTIONS

REPORT OF THE FINANCIAL SECRETARY

Financial Statement

The Financial Secretary presented a report on the Fund's net assets, changes in net assets, and supporting reports for the three months ending September 20, 2011, with the recommendation that it be approved and printed in the proceedings of this meeting.

STATEMENT OF PLAN ASSETS (INTERIM)

	Prelim	
	09/30/2011	06/30/2010
ASSETS		
CASH AND CASH EQUIVALENTS	\$ 550,382,495	\$ 504,803,138
RECEIVABLES:		
EMPLOYER	-	909,663
STATE OF ILLINOIS	2,612,277	4,408,180
EMPLOYEE	29,956,402	49,567,455
ACCRUED INVESTMENT INCOME	32,741,302	30,800,471
PARTICIPATING TEACHERS' ACCOUNTS FOR CONTRIBUTIONS	4,480,373	4,681,364
OTHER RECEIVABLES	661,033	747,610
	70,451,387	91,114,743
INVESTMENTS, AT FAIR VALUE:		
EQUITY	5,085,680,627	6,375,399,307
PUBLIC REITS	256,125,557	298,907,749
BONDS	1,848,011,634	1,817,988,776
HEDGE FUND	168,572,468	177,744,777
INFRASTRUCTURE	288,018,102	275,818,888
REAL ESTATE	687,760,869	686,732,202
PRIVATE EQUITY	317,309,869	319,315,230
DERIVATIVES	1,070,148	211,850
	8,652,549,274	9,952,118,779
FIXED ASSETS	2,826,983	2,794,812
TOTAL ASSETS	9,276,210,139	10,550,831,472
LIABILITIES		
ADMINISTRATIVE/ACCOUNTS PAYABLE	213,334,875	206,744,736
TOTAL LIABILITIES	213,334,875	206,744,736
NET ASSETS AVAILABLE FOR BENEFITS	\$ 9,062,875,265	\$ 10,344,086,736

STATEMENT OF CHANGE IN PLAN ASSETS (INTERIM)

	3 Months Prelim. Ending 09/30/2011	12 Months Ending 06/30/2011
ADDITIONS:		
EMPLOYER:		
STATE OF ILLINOIS	\$ 2,612,250	\$ 42,971,400
CPS UNDERFUNDED CONTRIBUTIONS	-	137,799,321
FEDERAL FUNDS-CPS	-	27,818,279
SPECIAL LEAVES	-	119,685
FEDERAL HEALTH INSURANCE REIMBURSEMENT	2,745,362	10,338,661
RECIPROCAL COLLECTIONS	22	994
	<u>5,357,634</u>	<u>219,048,340</u>
EMPLOYEE:	31,064,698	185,762,951
INVESTMENT INCOME:		
INTEREST	18,186,081	104,080,159
DIVIDENDS	30,551,233	127,470,956
SECURITIES LENDING (NET)	1,337,056	4,601,984
REALIZED GAINS (LOSSES)	71,514,039	381,041,285
UNREALIZED GAINS (LOSSES)	(1,131,095,408)	1,547,671,332
MISCELLANEOUS INVESTMENT INCOME	-	620,222
	<u>(1,009,506,999)</u>	<u>2,165,485,938</u>
MISCELLANEOUS OTHER	1,493	55,307
TOTAL ADDITIONS	<u>(973,083,174)</u>	<u>2,570,352,536</u>
DEDUCTIONS:		
REFUNDS	3,059,585	27,180,518
PENSION BENEFITS	273,861,604	1,047,538,959
DEATH BENEFITS	851,367	3,260,860
HEALTH INSURANCE	17,942,541	78,892,292
INVESTMENT ADVISORY & CUSTODIAL	10,301,250	42,193,297
ADMINISTRATIVE & MISCELLANEOUS	2,111,950	9,527,938
TOTAL DEDUCTIONS	<u>308,128,297</u>	<u>1,208,593,864</u>
NET INCREASE (DECREASE)	<u>(1,281,211,471)</u>	<u>1,361,758,672</u>
NET ASSETS AVAILABLE FOR BENEFITS AT BEGINNING OF YEAR	<u>10,344,086,736</u>	<u>8,982,328,064</u>
NET ASSETS AVAILABLE FOR BENEFITS AT END OF PERIOD	<u>\$ 9,062,875,265</u>	<u>\$ 10,344,086,736</u>

Administrative and Investment Expense Analysis

	Interim Ending 09/30/2011	Budget Year 2012	% of Budget to Date	Year Ending 6/30/2011	Year Ending 6/30/2010
Salaries	\$ 1,094,129	\$ 4,940,306	22%	\$ 4,748,881	\$ 4,167,881
Actuary fees	4,000	70,000	6%	70,750	68,000
Audit and Tax	8,690	155,000	6%	175,000	165,275
Banking Fees	12,045	56,400	21%	58,518	55,425
Consulting Fees	787	20,000	4%	3,631	10,376
Data processing expense	3,448	70,000	5%	47,145	77,809
Election expense	151,389	245,500	62%	214,331	250,358
Employee's health insurance	180,461	769,800	23%	664,504	610,313
Field Services/Pension Rep	3,445	60,200	6%	59,634	56,558
Health insurance consulting	13,375	53,500	25%	44,333	35,093
Insurance premiums	2,624	37,500	7%	35,359	31,965
Legal fees	62,500	250,000	25%	431,892	210,496
Legislative expense	38,144	160,000	24%	136,037	127,138
Maintenance of equipment, systems, software and support	44,975	179,900	25%	189,493	187,095
Medical fees	10,941	52,100	21%	57,097	55,443
Membership dues, subscriptions	2,691	14,700	18%	11,414	13,335
Office forms and supplies	15,290	53,100	29%	75,360	59,908
Office rent and utilities	229,393	925,000	25%	888,722	912,895
Postage and Delivery	32,784	180,000	18%	182,321	142,305
Publications/Communication	26,086	185,000	14%	165,915	235,322
Records Management	414	15,000	3%	8,043	8,901
Studies and investigation	4,708	39,500	12%	6,896	43,715
System Consulting	136,800	615,000	22%	540,988	542,950
Trustee conferences, seminars, and meetings	16,270	140,000	12%	100,295	128,149
Tuition/Training/Educ. Conf.	11,580	106,300	11%	70,193	46,896
Miscellaneous	4,981	39,600	13%	25,132	20,637
Total Administrative Budget	\$ 2,111,950	\$ 9,433,406	22%	\$ 9,011,884	\$ 8,264,238
Custodial	125,000	\$ 500,000	25%	\$ 400,000	\$ 440,000
Consulting	151,250	605,000	25%	474,338	525,000
Manager fees	10,000,000	40,000,000	25%	40,630,241	37,879,768
Fees for foreign exchange and real estate	25,000	—	—	688,718	894,012
Total Investment	\$ 10,301,250	\$ 41,105,000	25%	\$ 42,193,297	\$ 39,738,780
Fixed Assets(cost)	32,171	138,495	23%	143,337	128,581
Database (Pension Gold) project	—	—	0%	—	448,527
Performance Reporting Software	—	185,000	0%	—	—
Total Capital Expenditures	\$ 32,171	\$ 323,495	10%	\$ 143,337	\$ 577,109

Motion to Accept Reports of Committee on Claims and Service Credits, Approved

A motion was made by Dr. Pilditch, seconded by Mr. Ward, and unanimously passed, to accept the reports of the Committee on Claims and Service Credits as presented above.

REPORT OF THE COMMITTEE ON PENSION LAW AND RULES

Discussion of Calculation of Final Average Salary and Pension

Former Chairperson Reilly and Mr. Huber reported that on October 4, 2011, the Pension Law and Rules Subcommittee met to discuss how to implement the new day-for-day rule which went into effect on July 1, 2011. Mr. Huber reported that with the passage of legislation defining a day's pay for a day's work as opposed to the 5 day minimum requirement, CTPF must determine how it administers the final average salary (FAS) calculation under the current law. The Board reviewed the options as presented by the Committee and Fund staff. Discussion ensued.

A motion was made by Ms. Reilly, seconded by Mr. Wohl, and unanimously passed, to select Option 2 as presented in calculating final average salary for pensions. Attorney Burns will work with Fund staff and prepare a formal policy statement.

REPORT OF THE PRESIDENT

Motion to Adopt the 2012 Board of Trustees' Regular Board Meeting and Investment Committee Meeting Schedules, Approved

The President noted Article V, Section 1 of the Bylaws of the Board of Trustees states that "Regular meetings of the Board shall be established by the Board at a day and time set by the Trustees at their November meeting."

A motion was made by Dr. Pilditch, seconded by Mr. Ward, and unanimously passed, to adopt the following 2012 Meeting Schedules as amended.

2012 Board of Trustees' Meeting Schedule

Thursday, January 19, 2012
 Thursday, February 16, 2012
 Thursday, March 15, 2012
 Thursday, April 12, 2012
 Thursday, May 17, 2012
 Thursday, June 21, 2012
 Thursday, July 19, 2012
 Thursday, August 16, 2012
 Thursday, September 20, 2012
 Thursday, October 18, 2012
 Tuesday, November 20, 2012
 Thursday, December 13, 2012 (tentative)

All meetings are held at 9:30 a.m. unless otherwise noted.

2012 Investment Committee Meeting Schedule

Tuesday, January 10, 2012

Thursday April 26, 2012

Tuesday, July 10, 2012

Tuesday, October 2, 2012

All meetings are held at 9:30 a.m. unless otherwise noted.

Conference Requests

Ms. Padilla, Dr. Pilditch, and Ms. Reilly requested approval to attend the International Foundation Annual Conference in San Diego in November 2012.

Mr. Wohl requested approval to attend the GAIM USA Conference in Boca Raton, Fla., in January 2012.

Ms. Reilly requested approval to attend the IMN 17th Annual Public Funds Summit in San Diego in March 2012.

Ms. Ashford, Mr. Kotis, Ms. Padilla, Ms. Reilly, and Mr. Ward requested approval to attend the NCPERS Annual Conference in New York City in May 2012.

Mr. Blackwell, Ms. Padilla, and Mr. Wohl requested approval to attend the International Foundation New Trustee Institute in Lake Buena Vista, Fla., in February 2012.

Ms. Freed requested approval to attend the Callan Associates Investment Institute in San Francisco in January 2012.

Motion to Authorize Trustee Travel, Approved

A motion was made by Dr. Pilditch, seconded by Ms. Reilly, and unanimously passed, to approve the conference requests as listed above.

Early Bird Retirement Meetings

Dr. Pilditch commented that three Early Bird Retirement meetings were hosted by CTPF in November 2011. He reported that the seminars were for members who wished to submit their retirement applications early and were well received.

REPORT OF THE EXECUTIVE DIRECTOR

December 8, 2011, Board Meeting

Mr. Kevin Huber, Executive Director, reported that the December 8, 2011, Board meeting was scheduled as a tentative meeting. Mr. Huber asked the Trustees if they wished to cancel the meeting. Following discussion, the Trustees decided to keep the meeting scheduled for December 8th.

Trustee Education Workshop Scheduled

The Trustees scheduled a Trustee Education Workshop on December 12, 2011, at 9:30 a.m.

Medco Prescription Drug Coverage

Mr. Huber informed the Trustees that a mailing was sent to the CTPF retirees advising them of the new Medco prescription drug coverage program which will take effect January 2012. Medco will administer prescription drug benefits for the BCBS supplement to Medicare, BCBS HMO Illinois (Medicare), and AARP Medicare Supplement Plan F (United Healthcare).

Information Technology Recommendations

Mr. Huber reported that recent legislative changes for Tier 2 (new hires), and day-for-day reporting, have created a need to significantly customize the CTPF current software. He expressed that the timelines for implementation of the new laws do not allow for customizing the software over a period of years. Mr. Huber presented recommendations for additional IT resources for Board consideration in order to implement the new laws currently effective. Mr. Huber addressed questions raised by the Trustees. Following discussion, the Trustees directed staff to ask the CTPF IT manager to make a presentation to the Board at the December 8, 2011, Board meeting.

Open Meetings Act

Mr. Huber reported that in response to questions regarding the Open Meetings Act, he will ask Attorney Burns to write a memorandum to clarify the Act. Attorney Burns will include a report in his Fiduciary presentation at the Trustee Education Workshop.

Legislative Update

Ms. Bukola Bello, Legislative Lobbyist, presented an update on recent activities in the Illinois legislature. Ms. Bello reported that the last day of the special legislative session is Tuesday, November 29, 2011. She reported that SB512 is not expected to be called. The bill is expected to be called in the spring. Ms. Bello reported that she will be reaching out to legislative leaders and various legislators of the House and Senate to advise them of some of the unintended consequences of SB512, or some other form of the bill, and what impact it will have on the pension fund.

Ms. Bello also reported that HB3813 and HB3815 passed out of the House and Senate. She reported that the bills impact teachers on leave of absence who work for labor organizations. She reported that both bills would provide that pension credit earned would be based on the participant's salary immediately before the leave of absence. She stated that various commissions have indicated that these bills will have a positive impact on the pension fund.

Mr. Wohl asked Ms. Bello to provide a detailed report on important laws, legislation, and advocacy for CTPF. Ms. Bello will present a report at the Trustee Education Workshop on December 12th.

Ms. Bello reported that she and Mr. Huber will meet with House Minority Leader Tom Cross on November 21, 2011, to discuss SB 512 and pension reform.

Mr. Ward left the meeting.

EXECUTIVE SESSION

Motion to Go Into Executive Session, Approved

A motion was made by Ms. Reilly, seconded by Mr. Kotis, and unanimously passed, to go into executive session for the purpose of discussing litigation and personnel matters.

The executive session lasted from 3:41 p.m. to 4:49 p.m.


Motion to Return to Open Session, Approved

A motion was made by Ms. Reilly, seconded by Mr. Kotis, and unanimously passed, to return to open session.

ADJOURNMENT

On a motion by Mr. Kotis, seconded by Ms. Freed, and by unanimous vote, the meeting adjourned at 4:50 p.m.

Respectfully submitted,



James F. Ward
Recording Secretary

PROCEEDINGS
OF THE
Board of Trustees
OF THE
**Public School Teachers' Pension and
Retirement Fund of Chicago**

Executive Session – Official Report

Thursday, November 17, 2011

An executive session of the Board of Trustees of the Public School Teachers' Pension and Retirement Fund of Chicago was held Thursday, November 17, 2011.

The President, Mr. Jay C. Rehak, called the meeting to order at 3:41 p.m.

ROLL CALL

Members present: Ms. Lois Ashford, Mr. Jeffery Blackwell, Ms. Jeanne Freed, Mr. Chris Kotis, Ms. Tina Padilla, Dr. Walter E. Pilditch, Mr. Jay C. Rehak, Ms. Mary Sharon Reilly, Mr. Raymond Wohl – 9.


Members absent: Mr. Rodrigo A. Sierra, Mr. James F. Ward, Ms. Andrea L. Zopp – 3.

Also in attendance were Mr. Kevin B. Huber (*Executive Director*), Mr. Robert Jurinek (*Internal Auditor*), and Mr. Joseph Burns, Ms. Tiffany Reeves, and Mr. David Huffman-Gottschling of Jacobs, Burns, Orlove and Hernandez (*Legal Counsel*).

Discussion ensued regarding litigation and personnel matters. No action was taken.

There being no further business, the executive session adjourned at 4:49 p.m.

Respectfully submitted,



Jay C. Rehak
President

EXHIBIT A

Investment Committee

Informal Meeting Recommendations/Actions

October 28, 2011

Attendees: CTPF Trustees: Mr. Jeffery Blackwell, Dr. Walter E. Pilditch, Mr. Jay C. Rehak, Ms. Mary Sharon Reilly, Mr. James F. Ward; Staff and Consultants: Ms. Angela Miller-May, Mr. Kevin B. Huber and Ms. Carmen Heredia-Lopez; Consultant: Mr. Matt Shirilla.

At the June 20, 2006, Board meeting, Trustees were encouraged to attend Management and CTPF's "First Friday" monthly meetings with investment managers and service providers. These meetings provide access to ANY investment service provider that would like to meet with management and Callan and have a product that is potentially beneficial to the Fund. The attendees met with the following investment service providers on October 28, 2011:

- 9:30 Washington Capital Management – Paul Ravetta, Michael Cheung, and Kevin Loucks presented their firm's Core Fixed Income strategy. The firm has \$2.6 billion in AUM with \$506M in fixed income securities. Washington Capital's is an employee owned, institutional based firm that focuses on thorough research and stringent risk management.
- 10:00 Dalton Greiner – Erin Gilroy and Peter Gulli presented their firm's Domestic Equity small cap strategy. The firm has \$1.4B in AUM and uses a multi-factor model (Valuation, Capital Efficiency and Profitability) to choose the best high quality stock in various sectors. They focus on strong balance sheets and repeatable processes.
- 10:30 Rare Infrastructure – David Paredes presented his firm's Rare Infrastructure Global Value Fund strategy. The firm has \$4.5B in AUM and focuses on investments in predictable, strong, monopolistic, high quality stock with attractive yields. Their strategy includes a disciplined process that focuses on reducing risk of loss.
- 11:00 Corporate Development Capital – Chris Mendrop and David Puchi presented their firm's Private Equity Real Estate-Baseline Heartland strategy. The firm focuses on investing in the middle-America and mid-western real estate. Their process includes buying distressed real estate at a discounted price, adding value and selling at a higher price.
- 11:30 Developing World Markets – Simone Balch discussed her firm's Inclusive Finance Equity Fund strategy that provides financial services to asset classes excluded from the banking industry. Their social and investment strategy includes microfinance, small and medium size enterprises and adjacent space financing.

- 12:30 Emys Capital – Stacey Asher and Andrew Glaze presented their firm’s Emys Capital Large Cap Value Fund strategy. The firm founded in September, 2009 was seeded with a \$500M endowment and focuses on consistent and repeatable processes that stress fundamental, disciplined investment processes and risk management.
- 1:00 Echo Pointe Investment Management – Natalie Marvi-Romeo and Hans Vandenberg presented their firm’s International Growth Equity strategy. The firm has \$1.4B in AUM and concentrates on strong balance sheets and stock selection instead of market timing. The firm is affiliated with Old Mutual Asset Management, but team lifted out of Morgan Stanley/Invesco.
- 1:30 Babson Capital – Jeffrey M. Stammen and Rick Spencer presented their firm’s Babson Capital Private Equity-Mezzanine. The firm is offering a \$150M lower middle-market private equity fund that will make commitments to U.S. buyout fund and allocate to direct private equity co-investments. The fund focuses on rigorous and repeatable processes and maintains stable leadership and cohesive, committed teams.

The attendees listened to the respective presentations and asked questions of each service provider.

PROCEEDINGS
OF THE
Board of Trustees
OF THE
**Public School Teachers' Pension and
Retirement Fund of Chicago**

Special Meeting – Official Report

Thursday, December 8, 2011

A special meeting of the Board of Trustees of the Public School Teachers' Pension and Retirement Fund of Chicago was held Thursday, December 8, 2011.

The President, Mr. Jay C. Rehak, called the meeting to order at 9:44 a.m.

ROLL CALL

Members present: Mr. Jeffery Blackwell, Ms. Jeanne Marie Freed, Mr. Chris N. Kotis, Ms. Tina Padilla, Dr. Walter Pilditch, Mr. Jay C. Rehak, Ms. Mary Sharon Reilly, Mr. James F. Ward, Mr. Raymond Wohl, Ms. Andrea L. Zopp – 10.

Members absent: Lois W. Ashford, Mr. Rodrigo A. Sierra – 2.

Ms. Ashford, subsequently arrived during the Report of the Actuary.

Also in attendance were Mr. Kevin Huber (*Executive Director*), Ms. Patricia Hambrick (*Chief Financial Officer*), Mr. Joseph Burns of Jacobs, Burns, Orlove and Hernandez (*Legal Counsel*), Mr. Matt Shirilla and Gwelda Swilley-Burke of Callan Associates (*Investment Consultant*), Mr. Sandor Goldstein of Goldstein and Associates (*Actuary*), Mr. Henry Anselmo of Anselmo and Associates (*Legislative Lobbyist*), and various observers and staff members.

COMMUNICATIONS

Illinois Freedom of Information Act Requests

The following persons made requests to the Fund in accordance with the Illinois Freedom of Information Act.

- Mr. James Comtois, of PEI Media, requested the agreed or proposed commitment to Fortress, Hudson Realty Capital, and Franklin Templeton. The request was fulfilled.
- Ms. Henna Jaisinghani, of IPREO, requested the most recent complete portfolio on the Fund's fixed income and equity positions held internally or externally. The request was fulfilled.
- Ms. Evelyn Lee, of PEI Media, requested the Townsend recommendations and real estate actions taken at the November 17, 2011, Board Meeting. The request was fulfilled.
- Mr. Timothy Novak, of the *Chicago Sun-Times*, requested pension benefit data for contractual employees of CTPF. The request was denied as no data is available.
- Ms. Alicia Winkler, of CPS, requested CTPF members employed by CTU from 2001 to present, salary, pickup, contributions and final average salary. The request was fulfilled.

APPROVAL OF MINUTES

Motion to Accept Minutes of Regular Board Meeting on November 17, 2011, Approved

A motion was made by Mr. Ward, seconded by Ms. Reilly, and unanimously passed, to approve the minutes of the Regular Board Meeting on November 17, 2011.

REPORT OF THE ACTUARY

Actuarial Valuation as of June 30, 2011

Mr. Sandor Goldstein of Goldstein and Associates presented a summary of the Actuarial Valuation as of June 30, 2011. Mr. Goldstein reported that the total actuarial liability of the Fund was \$16,940,626,445, the actuarial value of assets was \$10,140,639,494, and the unfunded liability was \$6,799,986,951 as of June 30, 2011. The ratio of the actuarial value of assets to total actuarial liability, or funded ratio, was 59.9%. In comparison, as of June 30, 2010, the unfunded liability was \$5,367,468,940 and the funded ratio was 67.1%. Mr. Goldstein provided an explanation of the factors that resulted in the increase in the unfunded liability from 2010 to 2011.

Mr. Goldstein indicated that the employer contribution requirements for Fiscal Year 2013 as specified in Senate Bill 1946 amounts to \$196 million. He also presented the employer contributions, liabilities, assets, and funded ratios through Fiscal Year 2059 based on the results of the June 30, 2011, actuarial valuation. Mr. Goldstein addressed questions raised by the Trustees.

REPORT OF THE INVESTMENT CONSULTANT

Callan Associates

Private Equity Commitment Pacing Study

Mr. Matt Shirilla and Ms. Gwelda Swilley-Burke of Callan Associates presented to the Trustees the Private Equity Commitment Pacing Study.

Mr. Shirilla reviewed the private equity portfolio as of September 30, 2011. He stated currently the private equity program is at its 3% of total fund assets which is \$300 million. Mr. Shirilla reported that there is \$137 million of uncalled private equity commitments. Mr. Shirilla stated CTPF has a mature private equity portfolio. He stated future commitments are needed to replace future distributions and keep up with total plan growth. Mr. Shirilla reviewed the private equity program funding history of five-year rolling average commitments. Mr. Shirilla reviewed CTPF's funding projection based on current commitments. He stated that Callan and CTPF staff have developed an optimal plan to rationalize the portfolio and introduce a disciplined process to pace future commitments.

Mr. Shirilla stated that the plan will be revisited annually, as the portfolio changes, and as the capital market environment changes. Mr. Shirilla stated that there are 10 managers and over 50 different investment vehicles to track for 3% of the portfolio. Callan and staff are in agreement that it's prudent to consolidate and focus on commitments with a few managers that have demonstrated historical success. Mr. Shirilla stated that Adams Street, HarbourVest, Pantheon, and Mesirow are successful large, developed private equity managers. Mr. Shirilla also stated the emerging manager program has generated successful investments. Callan and staff presented a Pacing Study that included Adams Street, Mesirow, Pharos, Palladium, ICV Partners, and Muller and Monroe. Mr. Shirilla reviewed the private equity manager time line and funding with the Trustees. The Trustees commented on the performance of the managers and future commitments. The Trustees requested Callan to provide other options at a future meeting for consideration. Callan discussed how CTPF's private equity portfolio is annualized. Ms. Swilley-Burke stated there is no current benchmark being used for the private equity investments for CTPF at the total fund level. Callan proposed using the Russell 3000 + 3% Annualized Rate of Return. Callan addressed questions raised by the Trustees.

Motion to Accept Callan's Recommendation Using the Russell 3000 + 3% Annualized Rate of Return

A motion was made by Dr. Pilditch, seconded by Mr. Ward, to accept Callan's recommendation using the Russell 3000 + 3% Annualized Rate of Return.

Motion to Defer to Accept Callan's Recommendation Using the Russell 3000 + 3% Annualized Rate of Return, Approved

A motion was made by Mr. Ward, seconded by Ms. Ashford, to defer to accept Callan's recommendation using the Russell 3000 + 3% Annualized Rate of Return. The motion passed by the following roll call vote:

Ayes: Ms. Ashford, Mr. Blackwell, Ms. Freed, Ms. Padilla, Mr. Rehak, Mr. Ward, Mr. Wohl – 7.

Nays: Mr. Kotis, Dr. Pilditch, Ms. Reilly, Ms. Zopp – 4.

Callan distributed a brochure to the Trustees that outlines Callan's emphasis on emerging manager programs and outreach programs for their review. Callan addressed questions raised by the Trustees.

Illinois Senate Hearings

Ms. Ashford informed the Trustees that she attended the Illinois Senate Hearings on December 6, 2011. Ms. Ashford stated the senators were very complimentary to CTPF. Ms. Ashford expressed the importance of teachers, retirees, and trustees being more involved in the Senate Hearings for their voices to be heard by the senators. Trustees Padilla, Pilditch, and Reilly also attended.

Northern Trust Discussion on Securities Class Action Claims Filing Presentation

At a previous Board Meeting, the Trustees requested Northern Trust to make a presentation on their securities class action claims filing process. Northern Trust files securities class action claims for CTPF as part of their custodial services for which a flat fee is paid by the Fund.

Representatives from Northern Trust presented an overview of class action processing, tracking of settled lawsuits, client notification, filing of claims, posting proceeds to client portfolios, and closing the class action event. Discussion ensued regarding Northern Trust's capabilities in filing securities class action claims. Northern Trust addressed questions raised by the Trustees. The Trustees also discussed Financial Recovery Technologies (FRT) capabilities. At the October 20, 2011, Board meeting, the Trustees voted to hire FRT to perform every class action recovery for CTPF that was not filed by Northern Trust, subject to contract and fee negotiations.

CTPF staff is working with Northern Trust and FRT to provide a sample with live data and claims. Staff will provide the Trustees with further information on their findings when available.

REPORT OF THE COMMITTEE ON PENSION LAW AND RULES

Legislative Update

Mr. Henry P. Anselmo of Anselmo and Associates, Legislative Lobbyist, presented an update on recent activities in the Illinois legislature. Mr. Anselmo reported that House Bill 3813 passed out of the Senate and House and was sent to the Governor. House Bill 3813 provides that City employees who take leaves to work for their unions would not receive pension benefits earned during the leave. The bill also requires pension trustees and officials to report suspicion of fraud to the State's Attorney's office.

Mr. Anselmo reported that Senate Bill 512 or a similar bill will be considered in the Spring Session. Mr. Anselmo reported that the major issue in the next Legislative Session will be funding. Mr. Anselmo stated it is vitally important that the Chicago Teachers' Pension Fund, Retired Teachers Association, Chicago Principals and Administrators Association, and Chicago Teachers Union come to an agreement with a funding plan. Chairperson Wohl recommended roundtable discussions as well to discuss strategies for proactively addressing legislation that affects CTPF.

Discussion ensued regarding continuing efforts to seek guaranteed state funding in order to stabilize the fund.

Motion that CTPF Invite its Stakeholders to Participate in Roundtable Discussions for the Purpose of Developing Proactive Strategies to Address Legislation that Affects CTPF, Approved

A motion was made by Mr. Wohl, seconded by Ms. Reilly, that CTPF invite its stakeholders to participate in roundtable discussions for the purpose of developing proactive strategies to address legislation that affects CTPF. The motion passed by the following roll call vote:

Ayes: Ms. Ashford, Mr. Blackwell, Ms. Freed, Mr. Kotis, Ms. Padilla, Dr. Pilditch, Mr. Rehak, Ms. Reilly, Mr. Ward, Mr. Wohl – 10.

Nays: None.

Abstentions: Ms. Zopp – 1.

Motion to Accept December 1, 2011, Pension Law and Rules Committee Meeting Report, Approved

A motion was made by Mr. Wohl, seconded by Mr. Rehak, and unanimously passed, to accept the December 1, 2011, Pension Law and Rules Committee Meeting report. (See Exhibit A attached)

REPORT OF THE EXECUTIVE DIRECTOR

Information Technology (IT) Presentation – Tier II & Day for Day Proposals

Mr. Eric Morel, IT manager, reviewed with the Trustees the Information Technology memo regarding Tier II and Day for Day Proposals. Mr. Morel stated that these new laws have created a need to significantly customize CTPF's current software. Mr. Morel also reviewed with the Trustees the Long Term Informational Staffing and Resource Allocation Plan previously presented to the Board in 2009. Mr. Morel stated that CTPF is in its last phase of the long-term resource allocation plan. All current consulting work is performed on site. Previously, a substantial portion of the work was done off site and done poorly. Mr. Morel informed the Trustees that CTPF's IT staff now performs routine tasks and most importantly CTPF owns Pension Gold's source code. Mr. Morel reviewed with the Trustees the pros and cons of Pension Gold versus a new system. Mr. Morel recommends that the Trustees authorize staff to proceed with Option 2 of the IT memo to implement the new laws that are currently effective. Mr. Morel addressed questions raised by the Trustees.

Mr. Huber reviewed the IT Plan and noted that Option 2 also impacts the FY 2013 Budget and the Trustees should understand that Option 2 requires additional commitments in 2013.

Motion to Accept Option 2 on the Information Technology Memo Dated November 17, 2011, Approved

A motion was made by Mr. Ward, seconded by Ms. Reilly to authorize staff to implement option #2 to customize our software for (1) implementing Tier II legislation passed in 2010, (2) enhancing our current employer reporting system payroll reporting, and (3) implementing the day for day legislation passed in June 2011. The costs are capped at \$600,000 with any additional cost to require separate Trustee approval. The motion passed by the following roll call vote:

Ayes: Mr. Blackwell, Ms. Freed, Mr. Kotis, Ms. Padilla, Dr. Pilditch, Ms. Reilly, Mr. Ward, Mr. Wohl, Ms. Zopp – 9.

Nays: Ms. Ashford, Mr. Rehak – 2.

Mr. Ward left the meeting.

EXECUTIVE SESSION

Motion to Go Into Executive Session, Approved

A motion was made by Ms. Reilly, seconded by Ms. Padilla, and unanimously passed, to go into executive session for the purpose of discussing litigation and personnel matters.

The executive session lasted from 2:50 p.m. to 3:52 p.m.

Motion to Return to Open Session, Approved

A motion was made by Ms. Reilly, seconded by Ms. Ashford, and unanimously passed, to return to open session.

REPORT OF THE FINANCE AND AUDIT

**December 5, 2011, Finance and Audit
Committee Meeting Report**

Chairperson Padilla reviewed the December 5, 2011, Finance and Audit Committee Meeting report and entered it into the official record. (See Exhibit B attached)

**Motion to Amend the Executive Directors
Evaluation, Approved**

A motion was made by Ms. Zopp, seconded by Ms. Reilly, and unanimously passed, to amend the deadline for completion of the Executive Directors evaluation to January 31.

Attorney Burns will work with Mr. Huber to amend his contract.

REPORT OF THE PRESIDENT

Conference Requests

Mr. Rehak requested approval to attend the LA Trustee Network in Los Angeles, in February 2012.

Mr. Wohl requested approval to attend the NCPERS Annual Conference in New York City in May 2012.

Trustees Rescind Request to Attend Conferences

Mr. Kotis withdrew his request to attend the 9th Annual Taft-Hartley Benefit Fund Summit in Las Vegas in January 2012 as previously approved.

Mr. Wohl withdrew his request to attend the International Foundation Trustee and Administrators Institutes: New Trustees in Lake Buena Vista, Fla., in February 2012.

Early Bird Retirement Meetings

Dr. Pilditch commented that three Early Bird Retirement meetings were hosted by CTPF in November 2011. He informed the Trustees that he attended two of the Early Bird Retirement meetings. He reported that the seminars were for members who wished to submit their retirement applications early and were well received. Dr. Pilditch also informed the Trustees that he attended the Northern Trust sponsored seminar on November 16th.

CONTINUED REPORT OF THE EXECUTIVE DIRECTOR

Motion to Approve the Actuarial Valuation Report, Approved

A motion was made by Dr. Pilditch, seconded by Ms. Zopp, and unanimously passed, to approve the Actuarial Valuation for the period ending June 30, 2011.

Franklin Templeton

Mr. Kevin Huber informed the Trustees that Franklin Templeton declined to make an allocation to the Cityview Southwest Fund. As CTPF's potential allocation was pending Franklin Templeton's decision. Mr. Huber asked the Trustees how they would like to proceed regarding Cityview. The Trustees instructed Mr. Huber to ask the Real Estate Consultant to attend the January board meeting.


Upgrade Office Lighting System

Mr. Huber informed the Trustees that CTPF's office lighting system will be updated to a sensory lighting system that costs about \$9,000. Mr. Huber stated that CTPF will see cost savings from the lighting upgrade that should pay back the initial investment in less than three years. Mr. Huber informed the Trustees that they will see the cost of the lighting system on the future administrative bills.

ADJOURNMENT

On a motion by Mr. Rehak, seconded by Mr. Kotis, and by unanimous vote, the meeting adjourned at 4:07 p.m.

Respectfully submitted,



James F. Ward
Recording Secretary

PROCEEDINGS
OF THE
Board of Trustees
OF THE
**Public School Teachers' Pension and
Retirement Fund of Chicago**

Executive Session – Official Report

Thursday, December 8, 2011

An executive session of the Board of Trustees of the Public School Teachers' Pension and Retirement Fund of Chicago was held Thursday, December 8, 2011.

The President, Mr. Jay C. Rehak, called the meeting to order at 2:50 p.m.

ROLL CALL

Members present: Ms. Lois W. Ashford, Mr. Jeffery Blackwell, Ms. Jeanne Marie Freed, Mr. Chris N. Kotis, Ms. Tina Padilla, Dr. Walter E. Pilditch, Mr. Jay C. Rehak, Ms. Mary Sharon Reilly, Mr. Raymond Wohl, Ms. Andrea L. Zopp – 10.


Members absent: Mr. Rodrigo A. Sierra, Mr. James F. Ward – 2.

Also in attendance was Mr. Joseph Burns, of Jacobs, Burns, Orlove and Hernandez (*Legal Counsel*). Mr. Huber was called in at 3:45 p.m.

Discussion ensued regarding litigation and personnel matters. No action was taken.

There being no further business, the executive session adjourned at 3:52 p.m.

Respectfully submitted,



Jay C. Rehak
President

EXHIBIT A

Pension Law and Rules Committee Meeting

Recommendations/Actions

December 1, 2011, 4:13 p.m. – 6:00 p.m.

Committee Member Attendees: Committee Chairperson, Mr. Raymond Wohl, Ms. Tina Padilla, Mr. Jay C. Rehak, Ms. Mary Sharon Reilly, Mr. James F. Ward – 5.

Staff and Consultants: Mr. Kevin B. Huber, Executive Director, Ms. Patricia A. Hambrick, Chief Financial Officer, Mr. Robert Jurinek, Internal Auditor, Mr. Joseph Burns of Jacobs, Burns, Orlove & Hernandez, Legal Counsel, Mr. Henry P. Anselmo of Anselmo & Associates, and Ms. Bukola Bello of Vision MAI, Legislative Lobbyists.

Chairperson Wohl presented agenda items consisting of current legislation; reports from CTPF Lobbyists; new legislation for CTPF; pension law education and communication; and pension funding numbers and financials for review.

Report of the Legislative Lobbyists

Mr. Henry Anselmo of Anselmo & Associates and Ms. Bukola Bello of Vision MAI updated the Committee on the current status of the Fall Veto Session. Mr. Anselmo and Ms. Bello reported that HB 3827, a bill that would reconstitute the Board of Trustees, was not called for a vote. They reported that they reached out to key stakeholders to inform them of the impact HB 3827 would have on the fund. They reported that there is a possibility that similar legislation could be presented again in the Spring Legislative Session.

Mr. Anselmo and Ms. Bello reported that SB 512, pension reform bill, was not called for a vote in the House, despite passing the House Personnel and Pension Committee. They reported that it is highly likely SB 512 or a similar bill will be considered in the Spring Legislative Session. The lobbyists emphasized the importance of continuing to educate CTPF members on potential legislative changes. The lobbyists also stated that they will continue to oppose any reform measure that does not address CTPF long term funding in a manner acceptable to the Board.

Chairperson Wohl recommended that CTPF invite Chicago Teachers Union, Retired Teachers Association, and the Chicago Principals and Administrators Association to participate in roundtable discussions at the CTPF offices to discuss strategies for proactively addressing legislation that affects CTPF. Chairperson Wohl further suggested that Illinois Federation of Teachers, American Federation of Teachers, Board of Education, city aldermen, and state representatives be invited to occasionally participate in the roundtable discussions. Discussion ensued.

Mr. Anselmo and Ms. Bello explained that HB 3813 and HB 3815 provide that City employees who take leaves to work for their unions would not receive pension benefits earned from their higher union salary. The bills also require pension trustees and officials to report suspicion of fraud to the State's Attorney's office. Attorney Burns indicated that he will include additional information in his Fiduciary presentation at the December 12, 2011, Trustee Education Workshop.

Unfinished Business

Former Chairperson Reilly reported that she met with the CTPF lobbyists several months ago and they discussed not pursuing the previous CTPF legislative program until pension reform is addressed. Ms. Reilly suggested that the fund pursue legislation which would increase the maximum total payments for health insurance rebates in the future.

New Business

Ms. Patricia Hambrick presented information regarding the current CTPF Return to Work policy. She reported that staff suggested that the fund seek legislative changes to clarify prohibited employment for retired teachers and what is allowed. Ms. Hambrick and Attorney Burns addressed questions raised by the Committee.

Recommendations/Actions

The Committee recommends to the full Board for consideration at the December 8, 2011, Board Meeting that CTPF invite its stakeholders to participate in roundtable discussions for the purpose of developing proactive strategies to address legislation that affects CTPF.

The Committee directed staff to draft legislation to be presented to the full Board for consideration at the December 8, 2011, Board meeting which would clarify what is prohibited and allowed employment for retired teachers.

The Committee directed staff to draft legislation to be presented to the full Board for consideration at the December 8, 2011, Board Meeting which would allow electronic voting in trustee elections.

Adjournment

The meeting adjourned at 6:00 p.m.

EXHIBIT B

Finance and Audit Committee Meeting

Recommendations/Actions

December 5, 2011, 4:09 p.m. - 6:25 p.m.

Attendees: Trustees – Chairperson Ms. Tina Padilla, Ms. Lois W. Ashford, Ms. Jeanne Marie Freed, Dr. Walter E. Pilditch, Ms. Mary Sharon Reilly, Mr. Jay C. Rehak, Mr. James F. Ward, Mr. Raymond Wohl – 8.

Staff and Consultants – Mr. Kevin Huber, Executive Director, Mr. Robert Jurinek, Internal Auditor, Mr. Joseph Burns, and Jacobs, Burns, Orlove and Hernandez, Legal Counsel.

Financial Secretary and Chairperson Ms. Tina Padilla called the meeting to order at 4:09 p.m.

Executive Director & Internal Auditor Evaluations For The Year End 12/31/11 Discussion

Executive Session

A motion was made by Ms. Reilly, seconded by Dr. Pilditch, and unanimously passed, to go into executive session for the purpose of discussing personnel matters. The executive session lasted from 4:13 p.m. to 5:49 p.m.

Mr. Rehak and Mr. Wohl, subsequently arrived during Executive Session.

A motion was made by Ms. Reilly, seconded by Mr. Rehak, and unanimously passed, to return to open session.

Dr. Pilditch left the meeting during Executive Session.

Recommendations/Actions

The Committee recommended Mr. Robert Jurinek, CTPF Internal Auditor, to provide the Committee personal goals in a matrix form by December 15, 2011. The Committee will address at the February Board Meeting.

The Committee recommended Mr. Kevin B. Huber, Executive Director, to provide the Committee with a self evaluation, and agreed to accept a written evaluation by January 31, 2012.

Unfinished Business

The Committee discussed the Information Technology recommendations including the feasibility of conducting RFP's for our current software support and new enhancements.

Recommendations/Actions

The Committee recommended the continuation of the discussion of the Information Technology recommendations at the December 8, 2011, Board Meeting. Mr. Eric Morel, IT Manager will make a presentation at the December 8, 2011, Board Meeting.

The Committee requested more clarification on the contracts of all the CTPF consultants and service providers.

The Committee Chairperson requested the pages of the 2012 Budget all be printed in numerical order.

The Committee Chairperson requested a copy of the 2010-2011 Budget.

Ms. Ashford left the meeting.

Mr. Huber addressed questions raised by the Committee.

Adjournment

The meeting adjourned at 6:25 p.m.

PROCEEDINGS
OF THE
Board of Trustees
OF THE
**Public School Teachers' Pension and
Retirement Fund of Chicago**

Executive Session – Official Report

Monday, December 5, 2011

An executive session of the Finance and Audit Committee of the Public School Teachers' Pension and Retirement Fund of Chicago was held Monday, December 5, 2011.

Financial Secretary and Chairperson Ms. Tina Padilla, called the meeting to order at 4:09 p.m.

ROLL CALL

Members present: Ms. Lois W. Ashford, Ms. Jeanne Marie Freed, Ms. Tina Padilla, Dr. Walter E. Pilditch, Mr. Jay C. Rehak, Ms. Mary Sharon Reilly, Mr. James F. Ward, Mr. Raymond Wohl – 8.


Members absent: Mr. Jeffery Blackwell, Mr. Chris N. Kotis, Mr. Rodrigo A. Sierra, Ms. Andrea L. Zopp – 4.

Also in attendance were Mr. Kevin B. Huber (*Executive Director*), Mr. Robert Jurinek (*Internal Auditor*), and Mr. Joseph Burns of Jacobs, Burns, Orlove and Hernandez (*Legal Counsel*).

Discussion ensued regarding personnel matters. No action was taken.

There being no further business, the executive session adjourned at 5:49 p.m.

Respectfully submitted,



James F. Ward
Recording Secretary

PROCEEDINGS
OF THE
Board of Trustees
OF THE
**Public School Teachers' Pension and
Retirement Fund of Chicago**

Regular Meeting - Official Report

Thursday, January 19, 2012

A regular meeting of the Board of Trustees of the Public School Teachers' Pension and Retirement Fund of Chicago was held Thursday, January 19, 2012.

The President, Mr. Jay C. Rehak, called the meeting to order at 9:46 a.m.

ROLL CALL

Members present: Mr. Jeffery Blackwell, Ms. Jeanne Marie Freed, Mr. Chris N. Kotis, Ms. Tina Padilla, Dr. Walter E. Pilditch, Mr. Jay C. Rehak, Ms. Mary Sharon Reilly, Mr. Raymond Wohl, Ms. Andrea L. Zopp – 9.

Members absent: Ms. Lois W. Ashford, Mr. Rodrigo A. Sierra, Mr. James F. Ward – 3.

Ms. Ashford, subsequently arrived during the Report of the Actuary.

Mr. Sierra subsequently arrived during the Report of the Investment Consultant.

Also in attendance were Mr. Kevin Huber (*Executive Director*), Mr. Joseph Burns of Jacobs, Burns, Orlove and Hernandez (*Legal Counsel*), Mr. Matt Shirilla of Callan Associates (*Investment Consultant*), Ms. Cara Wood of The Townsend Group (*Real Estate Investment Consultant*), Mr. Sandor Goldstein of Goldstein and Associates (*Actuary*), Ms. Bukola Bello of Vision MAI (*Legislative Lobbyist*), Mr. Steve Zahn of Anselmo and Associates (*Legislative Lobbyist*), and various observers and staff members.

COMMUNICATIONS

Illinois Freedom of Information Act Requests

The following persons made requests to the Fund in accordance with the Illinois Freedom of Information Act.

- Mr. Ben Cybulski, a retired member, requested the CTPF Return to Work Policy memorandum presented at the December 1, 2011, Pension Laws and Rules Committee Meeting. The request was fulfilled.
- Mr. Jay Stone requested legal fees paid to Jacobs Burns Orlove & Hernandez from 2004 to present. The request was fulfilled.
- Mr. Timothy Novak, of the *Chicago Sun-Times*, requested pension data for William Marovitz. The request was denied. Mr. Novak was advised that the name is not in the CTPF system.
- Mr. Kirti Mistry, of Preqin, requested private equity/venture capital fund commitments, contributions, and distribution, and value as of March 31, 2011. The request was fulfilled.
- Mr. Louis Pyster, a retired member, requested reports presented at the December 12, 2011, Trustee Education Workshop. The request was fulfilled.
- Mr. John F. O'Brill, a member, requested to receive future CTPF Board and Committee meeting materials. The requested was fulfilled.
- Mr. Patrick Rehkamp, of the Better Government Assn., requested names and data on members who participated in the PEP from 01/01/06 to present. The request is being processed.
- Mr. Craig Mijares, of the Tea Party Palatine, requested names and pension data on retired employees of the Fund and CPS. The request was fulfilled.
- Mr. Timothy Novak, of the *Chicago Sun-Times*, requested correspondence between CTPF and DV Urban Realty Partners since October 14, 2011. Mr. Novak also requested capital calls made by DV Urban since July 1, 2011, total investments to date with DV Urban, and the most current audit of DV Urban. The request is being processed.

APPROVAL OF MINUTES

Motion to Accept Minutes of Special Board Meeting on December 8, 2011, as Amended, Approved

A motion was made by Ms. Reilly, seconded by Ms. Freed, and unanimously passed, to approve, the minutes of the Special Board Meeting on December 8, 2011, as amended.

Mr. Wohl commented on the reporting of the due diligence Investment Committee Meeting Report of January 10, 2012.

Mr. Wohl stated that the minutes indicated that he rescinded the AgReturn Investment Conference. Mr. Wohl clarified he rescinded the GAIM USA Conference in Boca Raton, Florida, in January 2012.

REPORT OF THE ACTUARY

GASB Statement No. 43 as of June 30, 2011

Mr. Sandor Goldstein of Goldstein and Associates presented the Actuarial Valuation of the Retiree Health Insurance Plan as of June 30, 2011, for GASB Statement No. 43. Mr. Goldstein stated that the purpose of this valuation was to provide information for financial reporting under GASB Statement No. 43. Mr. Goldstein indicated that a separate valuation had been done of the pension and health insurance benefits combined to measure overall funded status and contribution requirements.

Mr. Goldstein stated that pursuant to GASB Statement No. 43, the following factors used in the actuarial valuation of the retiree health insurance plan are different than the factors used in the combined actuarial valuation for funding purposes: (1) the current \$65 million maximum on the annual benefits that may be paid from the Fund was not taken into account, and (2) an interest rate assumption of 4.5% per year was used, instead of the 8.0% interest rate assumption used for funding purposes.

Mr. Goldstein stated that based on the June 30, 2011, actuarial valuation of the retiree health Insurance plan for GASB Statement No. 43, the total actuarial liability amounted to \$3,071,516,739, the actuarial value of assets was \$31,324,572, and the unfunded liability was \$3,040,192,167. Mr. Goldstein indicated that the annual required contribution for the year beginning July 1, 2011, amounted to \$218,842,221.

Mr. Goldstein addressed questions raised by the Trustees. Mr. Goldstein indicated that since the current maximum of \$65 million has been in effect for seven years, he will contact GASB to see if their position changed about not taking this maximum into account in the actuarial valuation.

REPORT OF THE INVESTMENT CONSULTANTS

The Townsend Group

Review of Performance Report

Ms. Cara Wood of The Townsend Group reviewed with the Trustees the third quarter performance report ending September 30, 2011. Ms. Wood stated that the recovery in private real estate continues at a slightly slower pace than previous quarters. Ms. Wood stated there are still very positive tail winds supporting private equity real estate. The current yield spread for stabilized assets is approximately 500 basis points over the ten year treasury. Ms. Wood reported that housing and construction is still about a quarter of their long term average. Ms. Wood reported that CTPF had approximately \$1.2 billion invested in private real estate, REIT's and infrastructure as of September 30, 2011. During the quarter net performance was down 3.3% due to the performance in the REIT's. Ms. Wood reported that the private real estate has under performed due to the recovery in real

estate that started in the core markets and has spread to the non-core markets. Ms. Wood reviewed the different asset class allocation graphs with the Trustees. Ms. Wood addressed questions raised by the Trustees.

Routine Due Diligence Presentations by Morgan Stanley Investment Management, Urdang Investment Management, and Adelante Capital Management

Real estate investment trust managers representing Morgan Stanley Investment Management, Urdang Investment Management, and Adelante Capital Management made routine due diligence presentations to the Board in accordance with the Fund's investment policy. Each manager reviewed their portfolio, organization, philosophy, and performance. The managers addressed questions raised by the Trustees. Ms. Wood addressed questions raised by the Trustees.

Discussion of CityView Southwest Multifamily Partners

Ms. Carmen Heredia-Lopez reviewed the CityView Southwest Fund as previously directed by the Trustees. Ms. Heredia-Lopez reminded the Trustees that Greystar Equity Partners was selected for the multifamily allocation, and staff referred CityView to the Franklin Templeton's emerging manager real estate fund of funds. Franklin Templeton has completed their due diligence on the CityView Southwest Fund and will not be making an investment.

At a previous meeting, the Trustees instructed The Townsend Group to revisit their due diligence with CityView. Townsend updated the Trustees on their due diligence meeting with CityView.

Townsend informed the Trustees that CityView (in a partnership with Lincoln) is a qualified manager for CTPF's program but they reaffirmed their belief that Greystar was a stronger manager. Townsend and staff addressed questions raised by the Board. The Trustees requested staff and Townsend to provide more information including a timeline of all the decisions that were made and an analysis of the funding mandate. Discussion ensued regarding both managers.

Ms. Zopp left the meeting.

Callan Associates Private Equity Performance Report

Mr. Matt Shirilla of Callan Associates reviewed with the Trustees the private equity portfolio as of June 30, 2011, and reported an overall net asset value of \$306 million. Mr. Shirilla stated the private equity performance is on a significant lag relative to the public markets. Mr. Shirilla reported that the public markets were flat through the second quarter, and the private equity markets were still able to generate positive performance. Mr. Shirilla stated that the private equity portfolio is a return enhancer and has delivered on that objective.

Looking ahead toward the third quarter, Matt Shirilla stated that the public equity markets were likely to be negative because of the European sovereign debt crisis. He also stated that performance in the private equity report for the third quarter would likely be negative.

Mr. Shirilla reviewed the changes in the total private equity portfolio during the quarter and the aggregated cash flows and valuation information of all the underlying investment vehicles.

Mr. Shirilla addressed questions raised by the Trustees.

Financial Recovery Technologies Update

Ms. Heredia-Lopez reported that at the October 20, 2011, Board Meeting the Trustees voted to hire Financial Recovery Technologies (FRT) to perform class action recoveries that were not filed by Northern Trust. The Trustees subsequently directed staff to work with Northern Trust and FRT to provide a sample with live data and claims. CTPF provided data to FRT that included claims information. FRT responded with estimated recovery analysis for 98 claims that were eligible for filing. Ms. Heredia-Lopez reported that after meeting with Northern Trust and reviewing all available reports related to class action activity and class action proceeds, CTPF found that all claims eligible to be filed for which CTPF had activity, were in fact, filed by Northern Trust. Ms. Heredia-Lopez reported that FRT can add value if there are additional proceeds that can be obtained after the filing deadline or after the initial settlement of the claim and prior to the disbursement by the court system.

Ms. Kathy Stevenson of Northern Trust addressed a question regarding their fees for class action recoveries. She reported that Northern Trust implemented a fee schedule effective January 2012 for clients for which class actions services are provided. She indicated that the fee schedule is 2% of the proceeds received, up to a cap of \$250.00. She indicated that an existing fee schedule is already in place for CTPF and does not expire until 2014, at which time a review of the overall fee structure would be assessed.

Motion to Rescind Motion to Hire Financial Recovery Technologies, Approved

A motion was made by Ms. Reilly, seconded by Ms. Freed, and unanimously passed, to rescind the motion approved on October 20, 2011, to hire Financial Recovery Technologies to perform class action recovery for CTPF, subject to contract and fee negotiations.

REPORT OF THE COMMITTEE ON INVESTMENTS

December 2, 2011, and January 6, 2012, First Friday Manager Meeting Reports Presented

Ms. Reilly presented the December 2, 2011, and January 6, 2012, First Friday Meeting reports (see Exhibits A and B attached).

January 10, 2012, Investment Committee Report Presented

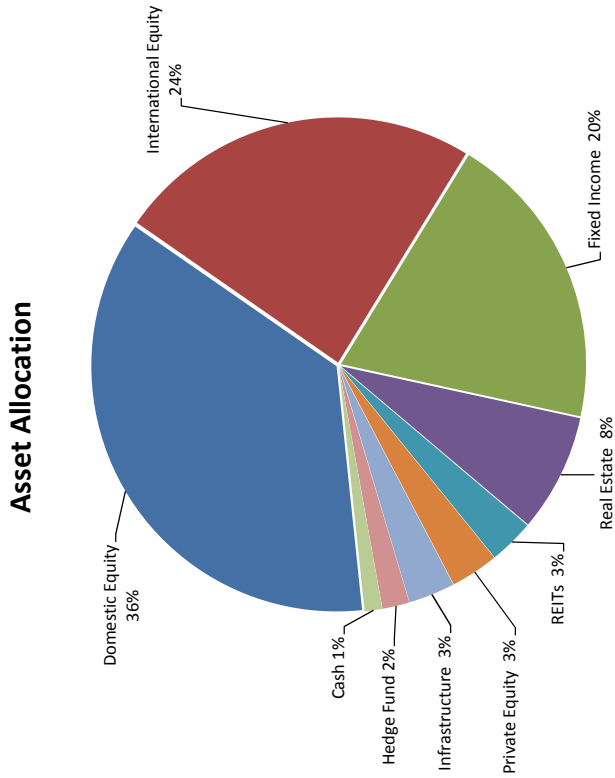
Ms. Reilly presented the January 10, 2012, Investment Committee Report (see Exhibit C attached).

Investment Committee Reports

Ms. Reilly recommended that the following investment reports be recorded in the proceedings of this meeting:

**Chicago Teachers' Pension Fund
Asset Allocation Summary
Reporting for the Period ending October 31, 2011**

	\$ Millions	% of Fund
Domestic Equity	\$ 3,451	36.3%
International Equity	\$ 2,287	24.1%
Fixed Income	\$ 1,869	19.7%
Real Estate	\$ 738	7.8%
REITs	\$ 283	3.0%
Private Equity	\$ 300	3.2%
Infrastructure	\$ 291	3.1%
Hedge Fund	\$ 169	1.8%
Cash	\$ 111	1.2%
Grand Total	\$ 9,499	100%



Chicago Teachers' Pension Fund
CTPF Investment Managers by Asset Class
(in millions of dollars)

Reporting for the Period ending October 31, 2011

Asset Class	Actual % of Ttl Port.	Actual % of Asset Class	Market Value (in millions)		Net Change (in millions)	
			10/31/2011	9/30/2011	\$	%
Domestic Equity						
			\$176.2	\$157.3	\$18.9	12%
			71.9	63.2	\$8.7	14%
			175.1	156.0	\$19.1	12%
			78.0	70.1	\$7.9	11%
	14.5%		\$501.2	\$446.6	\$54.6	12%
			\$258.7	\$233.1	\$25.6	11%
			199.6	179.0	\$20.6	12%
			222.0	200.6	\$21.4	11%
			185.0	163.8	\$21.2	13%
			540.9	488.5	\$52.4	11%
			134.9	122.5	\$12.4	10%
			310.4	280.0	\$30.4	11%
			350.5	315.7	\$34.8	11%
			174.9	156.4	\$18.5	12%
	68.9%		\$2,376.9	\$2,139.6	\$237.3	11%
			\$102.7	\$88.4	\$14.3	16%
			74.2	64.6	\$9.6	15%
			108.5	94.0	\$14.5	15%
			96.9	85.0	\$11.9	14%
			190.4	218.6	(\$28.2)	-13%
	16.6%		\$572.7	\$550.6	\$22.1	4%
31.25%	36.33%	100.0%	\$3,450.8	\$3,136.8	\$314.0	10%

Chicago Teachers' Pension Fund
CTPF Investment Managers by Asset Class
(in millions of dollars)

Reporting for the Period ending October 31, 2011

Asset Class Target	Actual % of Ttl Port. 10/31/2011	Actual % of Asset Class 10/31/2011		Market Value (in millions)		Net Change (in millions)	
				10/31/2011	9/30/2011	\$	%
			International Equity				
			NTGI EAFE	\$124.2	\$103.4	\$20.8	20%
			NTGI EAFE Value	68.0	54.0	\$14.0	26%
			NTGI EAFE Growth	1.0	1.0	\$0.0	0%
			NTGI Transition	0.5	18.5	(\$18.0)	-97%
			Earnest Partners	425.6	384.3	\$41.3	11%
			Lazard Asset Mgmt.	492.2	449.5	\$42.7	9%
			Leading Edge Investment Adv.	90.0	85.5	\$4.5	5%
			Morgan Stanley Inc.	515.0	474.4	\$40.6	9%
			William Blair Intl - All Cap Growth	<u>323.3</u>	<u>293.0</u>	<u>\$30.3</u>	10%
	89.2%		Subtotal - International Large Cap Equity	\$2,039.8	\$1,863.6	\$176.2	9%
			William Blair - Small Cap Int'l	<u>247.2</u>	<u>226.9</u>	<u>\$20.3</u>	9%
	10.8%		Subtotal - International Small Cap Equity	\$247.2	\$226.9	\$20.3	9%
31.25%	24.07%	100.0%	Total International Equity	\$2,287.0	\$2,090.5	\$196.5	9%
			Fixed Income				
			Garcia Hamilton	\$78.0	\$76.8	\$1.2	2%
			Pugh Capital	79.0	79.2	(\$0.2)	0%
			LM Capital Group	129.8	129.5	\$0.3	0%
			NTGI Fixed Income	1,004.1	1,006.0	(\$1.9)	0%
			Taplin, Canida & Habacht	<u>\$131.9</u>	<u>\$131.2</u>	<u>\$0.7</u>	1%
	76.1%		Subtotal - Core	\$1,422.8	\$1,422.7	\$0.1	0%
			Western Asset Mgmt	<u>\$446.2</u>	<u>\$442.9</u>	<u>\$3.3</u>	1%
	23.9%		Subtotal - Core Plus	\$446.2	\$442.9	\$3.3	1%
19.50%	19.67%	100.0%	Total - U.S. Fixed Income	\$1,869.0	\$1,865.6	\$3.4	0%

Chicago Teachers' Pension Fund
CTPF Investment Managers by Asset Class
(in millions of dollars)

Reporting for the Period ending October 31, 2011

Asset Class Target	Actual % of Ttl Port. 10/31/2011	Actual % of Asset Class 10/31/2011	Market Value (in millions)		Net Change (in millions)		
			10/31/2011	9/30/2011	\$	%	
Real Estate							
			Capri Select Income II LP (open-end)	\$5.2	\$5.2	\$0.0	0%
			CB Richard Ellis Strategic Partners III	6.9	7.0	(\$0.1)	-1%
			DV Urban Realty LP I	11.8	11.8	\$0.0	0%
			Europa FD III	17.8	17.8	\$0.0	0%
			Fortress Japan	20.1	20.1	\$0.0	0%
			Franklin Templeton EMREFF (F-o-F)	1.0	1.0	\$0.0	0%
			Fremont Realty Cap LP	18.5	18.5	\$0.0	0%
			Greystar	6.1			
			Hudson	16.8	16.8	\$0.0	0%
			Intercontinental RE Fund III	26.1	26.1	\$0.0	0%
			JP Morgan Strategic Prop. R/E (Open-end)	148.0	148.0	\$0.0	0%
			LaSalle Property Fund (Open-end)	33.5	26.6	\$6.9	26%
			M.L./Blackstone Asian R/E Fund	16.4	16.4	\$0.0	0%
			Morgan Stanley Mezzanine	1.5	1.5	\$0.0	0%
			Olympus Fund II R/E LP	0.7	0.7	\$0.0	0%
			Prudential PRISA II CF R/E	40.6	38.8	\$1.8	5%
			Prudential PRISA I CF R/E	109.5	105.4	\$4.1	4%
			Prudential (Open-end)	150.1	144.2	\$5.9	4%
			RREEF DB Global Oppty Fund LP	17.7	17.7	\$0.0	0%
			RREEF DB Global Oppty Mezzanine Loan	5.9	5.9	\$0.0	0%
			UBS Realty CF R/E (Open-end)	150.0	149.9	\$0.1	0%
			Urban America LP	14.3	14.1	\$0.2	1%
			Walton Fund I LLC R/E LP	0.5	0.5	\$0.0	0%
			Walton Fund III LLC R/E LP	2.0	2.3	(\$0.3)	-13%
			Walton St 6 Fund	15.9	15.9	\$0.0	0%
			Walton Street Mexico 1 LP	5.2	4.1	\$1.1	27%
			Walton Street FD II R/E LP	3.4	3.4	\$0.0	0%
			Walton Street R/E FD IV LP	22.9	22.9	\$0.0	0%
			Walton Street FD V LP	20.3	20.3	\$0.0	0%
			Walton Street	70.2	69.4	\$0.8	1%
6.50%	7.78%	72.3%	Subtotal - Private Real Estate	\$738.6	\$718.7	\$19.9	3%

Chicago Teachers' Pension Fund
CTPF Investment Managers by Asset Class
 (in millions of dollars)
 Reporting for the Period ending October 31, 2011

Asset Class Target	Actual % of Ttl Port. 10/31/2011	Actual % of Asset Class 10/31/2011	Market Value (in millions)		Net Change (in millions)		
			10/31/2011	9/30/2011	\$	%	
			Adelante Capital Mgmt.	\$63.6	\$55.7	\$7.9	14%
			Morgan Stanley REIT	134.6	118.1	\$16.5	14%
			Urdang REIT	85.0	75.8	\$9.2	12%
2.50%	2.98%	27.7%	Subtotal - REITS	\$283.2	\$249.6	\$33.6	13%
9.00%	10.76%	100.0%	Total Real Estate	\$1,021.8	\$968.3	\$53.5	6%
			<u>Alternative Investments</u>				
			<u>Private Equity</u>				
			Adams Street Partners MANY Funds	\$75.4	\$76.2	(\$0.8)	-1%
			Harbournest Partners VI LP	46.2	46.2	\$0.0	0%
			M2 Private Equity - ILPEFF (F-o-F)	13.7	13.7	\$0.0	0%
			M2 Private Equity - M2PEFF (F-o-F)	6.4	6.4	\$0.0	0%
			Muller and Monroe	20.1	20.1	\$0.0	0%
			Mesirow Cap Partners IX	7.7	7.7	\$0.0	0%
			Mesirow Cap Partners VIII	0.7	0.7	\$0.0	0%
			Mesirow Cap Partners X	10.6	10.6	\$0.0	0%
			Mesirow Fincl Partners I	11.0	11.0	\$0.0	0%
			Mesirow Partners Fund IV	11.5	11.5	\$0.0	0%
			Mesirow Partners Fund V	3.9	3.3	\$0.6	18%
			Mesirow Partners Fund II	44.3	44.3	\$0.0	0%
			Mesirow	89.7	89.1	\$0.6	1%
			Pantheon Asia Fund 5	3.8	3.8	\$0.0	0%
			Pantheon Europe Fund 6	4.6	4.5	\$0.1	2%
			Pantheon Private Equity LP	7.4	7.2	\$0.2	3%
			Pantheon USA Fund IV LP	16.2	16.3	(\$0.1)	-1%
			Pantheon Vent Fund III LP	7.5	7.9	(\$0.4)	-5%
			Pantheon	39.5	39.7	(\$0.2)	-1%
	90.3%		Subtotal - Fund-of-Funds	\$270.9	\$271.3	(\$0.4)	0%

Chicago Teachers' Pension Fund
CTPF Investment Managers by Asset Class
(in millions of dollars)
Reporting for the Period ending October 31, 2011

Asset Class Target	Actual % of Ttl Port. 10/31/2011	Actual % of Asset Class 10/31/2011	Market Value (in millions)		Net Change (in millions)		
			10/31/2011	9/30/2011	\$	%	
			\$1.3	\$1.3	\$0.0	0%	
			2.8	2.8	\$0.0	0%	
			Hispania	4.1	4.1	\$0.0	0%
			ICV Capital Partners LP	6.2	6.2	\$0.0	0%
			Palladium Partners	6.6	5.9	\$0.7	12%
			Syncom Venture Partners	4.3	4.3	\$0.0	0%
			Pharos Capital Group	7.9	7.8	\$0.1	1%
		9.7%	Subtotal - Direct Private Equity	\$29.1	\$28.3	\$0.8	3%
3.00%	3.16%	100.0%	Total Private Equity	\$300.0	\$299.6	\$0.4	0%
			<u>Infrastructure</u>				
			JP Morgan Infrastructure Fund (Open-end)	\$151.0	\$151.0	\$0.0	0%
			Macquarie Infrastructure II	73.3	73.3	\$0.0	0%
			Macquarie European Infrastructure III	66.4	63.8	\$2.6	4%
			Macquarie	139.7	137.1	\$2.6	2%
2.00%	3.06%		Total - Infrastructure	\$290.7	\$288.1	\$2.6	1%
			<u>Hedge Fund of Funds</u>				
			K2 Advisors	\$71.8	\$70.0	\$1.8	3%
			Mesirow Absolute Return	73.1	73.6	(\$0.5)	-1%
			Pluscios	24.5	25.0	(\$0.5)	-2%
2.00%	1.78%		Total - Hedge Fund of Funds	\$169.4	\$168.6	\$0.8	0%
			<u>Cash</u>				
			Cash	\$117.4	\$1.0	\$116.4	11640%
2.00%	1.17%		Total Cash	\$111.0	\$1.0	\$110.0	11000%
100.00%	100.00%		Total Fund	\$9,499.7	\$8,818.5	\$681.2	8%

Chicago Teachers' Pension Fund
Asset Allocation Summary
 Reporting for the Period ending October 31, 2011

	Last 3 Months	Last 12 Months	Last 3 Years	Last 5 Years	Last 10 Years	Since Inception
Total Fund (Net of Fees)	-3.77%	5.92%	10.12%	1.67%	5.50%	8.12%
Total Fund Benchmark	-3.14%	5.11%	11.29%	2.41%	5.84%	7.95%



Chicago Teachers' Pension Fund
Domestic Equity Performance
 Reporting for the Period ending October 31, 2011

	Month End Ending 10/31/2011	3 Months Ending 10/31/2011	YTD Ending 10/31/2011	12 Months Ending 10/31/2011	3 Years Ending 10/31/2011	5 Years Ending 10/31/2011	Since Inception	Inception Date
DOMESTIC EQUITY								
Gross of Fees	12.10%	-4.85%	-0.65%	7.69%	12.49%	0.78%	9.17%	
Net of Fees	12.10%	-4.90%	-0.78%	7.52%	12.28%	0.65%	3.96%	
Large Cap								
Gross of Fees	11.29%	-3.43%	1.16%	8.15%	11.84%	0.97%	9.30%	
Net of Fees	11.29%	-3.46%	1.06%	8.00%	11.66%	0.86%	3.38%	
NTRS S&P 500								
Gross of Fees	10.90%	-2.47%	1.39%	8.22%	11.50%	0.27%	8.42%	4/1990
Net of Fees	10.90%	-2.47%	1.39%	8.22%	11.49%	0.26%	8.41%	
S&P 500 Index	10.93%	-2.47%	1.30%	8.09%	11.41%	0.25%	8.83%	
Rhumbline R1000								
Gross of Fees	11.12%	-3.03%	0.99%	8.04%	12.36%	N/A	-1.93%	5/2007
Net of Fees	11.12%	-3.03%	0.98%	8.03%	12.35%	N/A	-1.94%	
Russell 1000 Index	11.21%	-3.01%	0.92%	8.01%	12.22%	0.54%	-2.14%	

Chicago Teachers' Pension Fund
Domestic Equity Performance
 Reporting for the Period ending October 31, 2011

	Month End Ending 10/31/2011	3 Months Ending 10/31/2011	YTD Ending 10/31/2011	12 Months Ending 10/31/2011	3 Years Ending 10/31/2011	5 Years Ending 10/31/2011	Since Inception	Inception Date
Large Capitalization Core Equity								
Gross of Fees	11.90%	-4.74%	0.19%	7.13%	11.25%	1.65%	3.77%	
Net of Fees	11.90%	-4.80%	0.00%	6.86%	10.94%	1.37%	3.38%	
New Amsterdam (NAP)								
Gross of Fees	13.02%	-5.49%	0.80%	7.94%	11.67%	0.12%	9.83%	7/1992
Net of Fees	13.02%	-5.56%	0.60%	7.65%	11.36%	-0.18%	9.54%	
Piedmont Capital								
Gross of Fees	10.24%	-5.11%	-4.33%	1.61%	8.95%	0.16%	1.16%	8/2006
Net of Fees	10.24%	-5.20%	-4.57%	1.27%	8.58%	-0.21%	0.78%	
Waddell & Reed								
Gross of Fees	12.02%	-3.63%	3.30%	10.92%	12.69%	4.11%	10.95%	1/1991
Net of Fees	12.02%	-3.68%	3.16%	10.72%	12.45%	3.88%	10.74%	
Russell 1000 Index								
	11.21%	-3.01%	0.92%	8.01%	12.22%	0.54%	1.55%	

Chicago Teachers' Pension Fund
Domestic Equity Performance
 Reporting for the Period ending October 31, 2011

	Month End Ending 10/31/2011	3 Months Ending 10/31/2011	YTD Ending 10/31/2011	12 Months Ending 10/31/2011	3 Years Ending 10/31/2011	5 Years Ending 10/31/2011	Since Inception	Inception Date
Large Capitalization Growth Equity								
Gross of Fees	11.19%	-3.19%	2.59%	9.71%	15.36%	3.66%	8.72%	
Net of Fees	11.19%	-3.21%	2.49%	9.57%	15.14%	3.53%	2.91%	
Holland Capital								
Gross of Fees	11.64%	-1.10%	6.19%	13.05%	17.84%	4.91%	8.65%	1/1994
Net of Fees	11.64%	-1.10%	6.02%	12.79%	17.45%	4.52%	8.28%	
Rhumbline Russell 1000 Growth								
Gross of Fees	10.86%	-2.61%	3.00%	9.87%	15.63%	N/A	0.41%	9/2007
Net of Fees	10.86%	-2.61%	2.99%	9.86%	15.62%	N/A	0.39%	
Russell 1000 Growth	10.97%	-2.63%	2.98%	9.92%	15.62%	3.04%	8.14%	
Zevenbergn Capital Mgmt								
Gross of Fees	11.37%	-10.19%	-7.02%	1.51%	18.53%	5.54%	9.60%	8/1992
Net of Fees	11.37%	-10.30%	-7.31%	1.11%	18.04%	5.07%	9.17%	
Russell 3000 Growth Index	11.35%	-2.92%	2.55%	9.92%	15.67%	3.01%	6.97%	

Chicago Teachers' Pension Fund
Domestic Equity Performance
 Reporting for the Period ending October 31, 2011

	Month End Ending 10/31/2011	3 Months Ending 10/31/2011	YTD Ending 10/31/2011	12 Months Ending 10/31/2011	3 Years Ending 10/31/2011	5 Years Ending 10/31/2011	Since Inception	Inception Date
Large Capitalization Value Equity								
Gross of Fees	11.35%	-3.70%	0.31%	7.33%	8.07%	-1.61%	9.64%	
Net of Fees	11.35%	-3.76%	0.12%	7.05%	7.71%	-1.82%	3.90%	
Channing Capital*								
Gross of Fees	13.76%	-4.76%	-3.27%	5.07%	N/A	N/A	17.30%	10/2011
Net of Fees	13.76%	-4.76%	-3.27%	5.07%	N/A	N/A	17.30%	
Channing Benchmark								
Russell 3000 Value Index	11.68%	-5.64%	-2.85%	5.01%	15.31%	0.58%	21.53%	
	11.68%	-3.70%	-1.55%	5.94%	8.84%	-2.01%	15.98%	
Harris Investment								
Gross of Fees	11.12%	-3.41%	1.27%	8.41%	9.33%	-0.35%	4.07%	6/1999
Net of Fees	11.12%	-3.47%	1.10%	8.17%	9.02%	-0.66%	3.77%	
Lombardia Capital								
Gross of Fees	10.85%	-4.67%	-1.52%	5.32%	6.03%	-0.28%	4.15%	10/2004
Net of Fees	10.85%	-4.74%	-1.72%	5.01%	5.61%	-0.72%	3.71%	
Russell 1000 Value Index	11.45%	-3.40%	1.08%	6.16%	8.78%	-2.05%	9.59%	

Channing Capital* - As of October, 2011, Channing's mandate was changed from Mid Cap Value (Inception 6/2009) to All Cap Value.
 Channing Benchmark reflects Russell Mid Cap Value Index through 9/30/11 and Russell 3000 Value Index thereafter.

Chicago Teachers' Pension Fund
Domestic Equity Performance
 Reporting for the Period ending October 31, 2011

	Month End Ending 10/31/2011	3 Months Ending 10/31/2011	YTD Ending 10/31/2011	12 Months Ending 10/31/2011	3 Years Ending 10/31/2011	5 Years Ending 10/31/2011	Since Inception	Inception Date
U.S. Small Capitalization Equity								
Gross of Fees	15.40%	-7.31%	-4.80%	6.81%	15.65%	1.68%	11.37%	
Net of Fees	15.40%	-7.33%	-4.84%	6.75%	15.44%	1.55%	6.90%	
Crede Capital**								
Gross of Fees	14.87%	-8.13%	-1.84%	10.58%	N/A	N/A	19.03%	10/2011
Net of Fees	14.87%	-8.13%	-1.84%	10.58%	N/A	N/A	19.03%	
Crede Benchmark	15.86%	-2.89%	2.43%	12.39%	20.79%	3.89%	23.10%	
Rhumblin Advisors Small Growth								
Gross of Fees	15.76%	-6.32%	-2.38%	9.47%	N/A	N/A	7.98%	3/2010
Net of Fees	15.76%	-6.32%	-2.39%	9.46%	N/A	N/A	7.97%	
Russell 2000 Growth Index	15.86%	-6.24%	-2.17%	9.84%	16.31%	2.68%	19.82%	
NTRS Small Cap								
Gross of Fees	14.32%	-5.23%	-0.54%	11.04%	15.19%	2.15%	11.77%	6/1990
Net of Fees	14.32%	-5.23%	-0.54%	11.03%	15.12%	2.06%	11.68%	
Russell 2000 Index	15.14%	-6.67%	-4.46%	6.71%	12.87%	0.68%	10.14%	
Ariel Investment Small Value								
Gross of Fees	16.40%	-11.31%	-13.71%	-2.81%	18.39%	1.15%	11.04%	4/1994
Net of Fees	16.40%	-11.40%	-13.94%	-3.15%	17.94%	0.72%	10.65%	
Dimensional Fund Advisors (DFA)								
Gross of Fees	15.55%	-8.04%	-7.05%	6.21%	16.07%	0.32%	11.55%	7/1996
Net of Fees	15.55%	-8.04%	-7.05%	6.21%	15.55%	-0.22%	11.01%	
Russell 2000 Value Index	14.41%	-7.09%	-6.77%	3.54%	9.52%	-1.42%	9.53%	

Crede Capital** - As of October, 2011, Crede's mandate was changed from Mid Cap Growth (Inception 6/2009) to Small Cap Growth. Crede Benchmark reflects Russell Mid Cap Growth Index through 9/30/11 and Russell 2000 Growth Index thereafter.

Chicago Teachers' Pension Fund
Domestic Equity Performance
 Reporting for the Period ending October 31, 2011

	Month End Ending 10/31/2011	3 Months Ending 10/31/2011	YTD Ending 10/31/2011	12 Months Ending 10/31/2011	3 Years Ending 10/31/2011	5 Years Ending 10/31/2011	Since Inception	Inception Date
Manager of Managers								
Gross of Fees	12.36%	-4.44%	0.58%	7.94%	11.12%	0.40%	3.81%	
Net of Fees	12.36%	-4.61%	0.11%	7.43%	10.60%	0.11%	3.61%	
Attucks Asset Mtg								7/2004
Gross of Fees	12.23%	-3.33%	1.62%	9.12%	13.41%	1.84%	4.70%	
Net of Fees	12.23%	-3.50%	1.14%	8.60%	12.71%	1.15%	4.02%	
Progress Investment								8/2004
Gross of Fees	12.48%	-5.54%	-0.44%	6.78%	12.22%	1.09%	4.72%	
Net of Fees	12.48%	-5.70%	-0.90%	6.29%	11.54%	0.40%	4.05%	
Russell 3000 Index	11.51%	-3.31%	0.47%	7.90%	12.28%	0.55%	3.85%	

Chicago Teachers' Pension Fund
International Equity
 Reporting for the Period ending October 31, 2011

	Month End Ending 10/31/2011	3 Months Ending 10/31/2011	YTD Ending 10/31/2011	12 Months Ending 10/31/2011	3 Years Ending 10/31/2011	5 Years Ending 10/31/2011	Since Inception	Inception Date
INTERNATIONAL EQUITY								
Gross of Fees	9.87%	-8.59%	-4.53%	-0.88%	14.26%	0.77%	7.12%	
Net of Fees	9.87%	-8.67%	-4.83%	-1.29%	13.76%	0.45%	7.67%	
Earnest Partners								
Gross of Fees	10.96%	-10.84%	-5.85%	-1.96%	20.16%	N/A	3.83%	3/2007
Net of Fees	10.96%	-10.89%	-6.10%	-2.32%	19.65%			
Lazard								
Gross of Fees	9.87%	-9.07%	-4.68%	-2.20%	12.78%	0.89%	5.23%	12.2000
Net of Fees	9.87%	-9.11%	-4.80%	-2.35%	12.38%	0.44%	4.76%	
MSCI ACWI ex US Index	10.54%	-10.12%	-7.67%	-4.25%	13.43%	0.08%	-2.16%	
Morgan Stanley								
Gross of Fees	9.04%	-7.42%	-2.03%	2.23%	10.89%	0.45%	9.49%	4/1995
Net of Fees	9.04%	-7.51%	-2.32%	1.81%	10.39%	-0.04%	9.02%	
MSCI EAFE Index	9.64%	-9.376%	-6.78%	-4.08%	9.90%	-2.41%	4.35%	
Leading Edge								
Gross of Fees	10.47%	-11.40%	-9.38%	6.74%	N/A	N/A	-1.02%	
Net of Fees	10.47%	-11.61%	-9.93%	-7.45%	N/A	N/A	-1.74%	
MSCI ACWI ex US Index	10.54%	-10.12%	-7.67%	-4.25%	13.43%	0.08%	0.86%	
William Blair-Growth								
Gross of Fees	10.34%	-8.56%	-7.90%	-4.36%	N/A	N/A	8.91%	
Net of Fees	10.34%	-8.56%	-8.18%	-4.74%	N/A	N/A	8.47%	
MSCI ACWI ex US IMI Growth	10.84%	-11.02%	-8.80%	-4.14%	13.99%	0.51%	6.07%	
William Blair-Small Cap								
Gross of Fees	9.27%	-9.57%	-4.51%	0.90%	24.04%	N/A	-0.33%	3/2007
Net of Fees	9.27%	-9.77%	-5.09%	0.10%	23.10%	N/A	-1.43%	
MSCI World Small Cap ex-US	8.12%	-11.85%	-9.60%	-2.01%	19.89%	-0.43%	-3.50%	

Chicago Teachers' Pension Fund
Fixed Income
Reporting for the Period ending October 31, 2011

	Month End Ending 10/31/2011	3 Months Ending 10/31/2011	YTD Ending 10/31/2011	12 Months Ending 10/31/2011	3 Years Ending 10/31/2011	5 Years Ending 10/31/2011	Since Inception	Inception Date
FIXED INCOME								
Gross of Fees	0.41%	2.22%	7.18%	5.39%	10.74%	6.52%	7.03%	
Net of Fees	0.41%	2.20%	7.11%	5.31%	10.65%	6.47%	5.88%	
Northern Trust								
Gross of Fees	0.04%	2.81%	7.51%	5.19%	9.33%	6.55%	6.29%	11/1993
Net of Fees	0.04%	2.81%	7.51%	5.19%	9.33%	6.54%	6.28%	
BC Government/Credit Board	0.12%	2.86%	7.60%	5.26%	9.38%	6.41%	6.25%	
Garcia Hamilton								
Gross of Fees	1.48%	0.75%	5.18%	3.75%	N/A	N/A	3.75%	
Net of Fees	1.48%	0.75%	5.07%	3.64%	N/A	N/A	3.66%	
LM Capital								
Gross of Fees	0.44%	2.18%	7.18%	4.75%	9.90%	6.96%	5.68%	10/2004
Net of Fees	0.44%	2.13%	7.04%	4.57%	9.70%	6.76%	5.47%	
Pugh Capital Mgmt								
Gross of Fees	-0.16%	2.07%	7.19%	5.42%	N/A	N/A	5.16%	
Net of Fees	-0.16%	2.07%	7.19%	5.42%	N/A	N/A	5.16%	
Taplin, Canida & Habacht								
Gross of Fees	0.82%	1.98%	7.26%	6.40%	11.32%	5.45%	4.88%	10/2004
Net of Fees	0.82%	1.94%	7.13%	6.23%	11.15%	5.28%	4.71%	
Western Asset								
Gross of Fees	1.01%	1.28%	6.77%	6.06%	14.50%	6.35%	6.22%	1/2003
Net of Fees	1.01%	1.23%	6.62%	5.86%	14.30%	6.15%	6.02%	
BC Aggregate Index	0.11%	2.31%	6.76%	5.00%	8.87%	6.41%	4.95%	

Chicago Teachers' Pension Fund
Infrastructure
 Reporting for the Period ending October 31, 2011

	Month End Ending 10/31/2011	3 Months Ending 10/31/2011	YTD Ending 10/31/2011	12 Months Ending 10/31/2011	3 Years Ending 10/31/2011	5 Years Ending 10/31/2011	Since Inception	Inception Date
INFRASTRUCTURE								
Gross of Fees	0.95%	-0.40%	6.02%	8.05%	5.76%	N/A	5.76%	
Net of Fees	0.95%	-0.64%	5.27%	7.01%	5.42%	N/A	5.42%	
JP Morgan								
Gross of Fees	0.00%	0.44%	4.81%	9.29%	N/A	N/A	3.93%	
Net of Fees	0.00%	0.00%	3.45%	7.40%	N/A	N/A	3.31%	
Macquarie Infrastructure II								
Gross of Fees	0.10%	0.10%	8.16%	7.50%	8.85%	N/A	8.85%	3/2008
Net of Fees	0.10%	0.10%	8.16%	7.50%	8.85%	N/A	8.85%	
Macquarie European Fund III								
Gross of Fees	4.17%	-2.73%	7.21%	5.33%	8.32%	N/A	6.09%	3/2008
Net of Fees	4.17%	-2.73%	7.21%	5.33%	8.32%	N/A	6.09%	
Benchmark - Absolute				8.00%	8.00%	8.00%	8.00%	

Chicago Teachers' Pension Fund
Hedge Funds
 Reporting for the Period ending October 31, 2011

	Month End Ending 10/31/2011	3 Months Ending 10/31/2011	YTD Ending 10/31/2011	12 Months Ending 10/31/2011	3 Years Ending 10/31/2011	5 Years Ending 10/31/2011	Since Inception	Inception Date
HEDGE FUNDS								
Gross of Fees	0.34%	-4.61%	2.69%	-1.36%	N/A	N/A	1.62%	
Net of Fees	0.34%	-4.61%	-2.69%	-1.36%	N/A	N/A	1.62%	
K2 Advisors								
Gross of Fees	2.58%	-4.37%	-4.52%	-2.75%	N/A	N/A	1.27%	
Net of Fees	2.58%	-4.37%	-4.52%	-2.75%	N/A	N/A	1.27%	
Mesirow Absolute Return								
Gross of Fees	-0.63%	-3.81%	-0.73%	0.48%	N/A	N/A	2.19%	
Net of Fees	-0.63%	-3.81%	-0.73%	0.48%	N/A	N/A	2.19%	
Pluscios								
Gross of Fees	-3.09%	-7.61%	-2.99%	-2.99%	N/A	N/A	-2.99%	
Net of Fees	-3.09%	-7.10%	-2.99%	-2.99%	N/A	N/A	-2.99%	
T-Bill + 5%	0.42%	1.28%	4.27%	5.13%	N/A	N/A	5.12%	

Chicago Teachers' Pension Fund
Real Estate Investment Trust (REITs)
Reporting for the Period ending October 31, 2011

	Month End Ending 10/31/2011	3 Months Ending 10/31/2011	YTD Ending 10/31/2011	12 Months Ending 10/31/2011	3 Years Ending 10/31/2011	5 Years Ending 10/31/2011	Since Inception	Inception Date
REAL ESTATE								
Gross of Fees	1.23%	2.09%	14.17%	17.82%	-8.83%	-1.66%	5.79%	
Net of Fees	1.13%	1.98%	13.55%	17.18%	-9.04%	-1.89%	5.51%	
REITs								
Gross of Fees	13.73%	-7.15%	-0.08%	2.11%	16.37%	-2.01%	10.35%	
Net of Fees	13.73%	-7.25%	-0.37%	1.73%	15.86%	-2.27%	10.20%	
Adelante								
Gross of Fees	14.83%	-3.02%	9.46%	13.24%	16.24%	-2.82%	0.86%	4/1990
Net of Fees	14.83%	-3.16%	9.02%	12.78%	15.76%	-3.06%	0.63%	
NAREIT Equity Index	14.28%	-3.96%	7.36%	10.16%	16.34%	-1.00%	2.80%	
MorganStanley								
Gross of Fees	14.17%	-8.70%	-3.04%	-1.16%	16.77%	-2.55%	9.87%	4/1990
Net of Fees	14.17%	-8.85%	-3.48%	-1.74%	16.11%	-2.88%	9.24%	
Urdang								
Gross of Fees	12.25%	-7.60%	-1.71%	-0.04%	17.04%	0.34%	10.26%	4/1990
Net of Fees	12.25%	-7.60%	-1.71%	-0.04%	16.75%	0.16%	10.14%	
EPRA/NAREIT Dev REIT Index	12.63%	-7.53%	-1.19%	0.67%	15.53%	-2.90%	9.14%	

Chicago Teachers' Pension Fund							
MWDBE Investment Manager Usage							
Reporting for Period ending October 31, 2011							
	MV as of 10/11	2010	2009	2008	2007	2006	2005
Adelante	\$ 63,645,276	59,734,834	33,987	74	50	52	-
Capri (\$45 million)	\$ 5,207,972	17,202,816	13,403	25	22	18	21
DV Urban (\$25 million)	\$ 11,837,363	15,427,858	8,013	5	4	-	-
Franklin Templeton	\$ 4,969,460						
Hispania (\$15 million)	\$ 4,161,291	3,026,642	1,044	-	1	1	1
Hudson Realty (\$)	\$ 17,154,433	11,250,000	-	-	-	-	-
ICV Capital (\$7.5 million)	\$ 6,232,784	3,920,955	3,328	1	1	1	-
Muller and Monroe (\$35 million)	\$ 13,730,225	18,322,700	10,662	9	5	3	1
M2	\$ 6,459,157						
Palladium (\$7.5 million)	\$ 6,597,174	5,400,235	3,459	3	3	1	-
Pharos (\$7.5 million)	\$ 7,901,409	7,627,433	5,723	4	3	2	-
Syncom (\$7.5 million)	\$ 4,296,633	3,892,166	2,809	1	1	-	-
Urban America (\$25 million)	\$ 14,344,064	13,781,682	16,008	9	4	-	-
Total Minority Owned Alternative	\$ 166,537,241	159,587,321	98,436	132	92	77	23
Pluscios Management	\$ 24,251,661	25,000,000	-	-	-	-	-
Total Women Owned	\$ 24,251,661	25,000,000	-	-	-	-	-
Total MWDBE Alternative Managers	\$ 190,788,902	184,587,321	98,436	132	89	76	23
	MV as of 10/11	2010	2009	2008	2007	2006	2005
Apex	\$ 18,906,013	18,240,187	30,593	34	33	28	22
Ariel	\$ 102,771,727	120,319,523	119,604	169	238	199	239
Ativo Capital	\$ 22,356,559	25,799,400	16,782	23	17	-	-
Herndon Capital / formerly Atlanta	\$ 105,812,446	86,927,185	59,163	76	66	-	-
Attucks	\$ 59	55	62,998	-	-	-	-
Brown Capital	\$ 13,246,823	16,636,868	12,844	14	17	-	-
Channing	\$ 71,856,602	67,388,151	50,080	21	30	22	20
Credo	\$ 74,214,695	63,339,153	49,975	17	6	3	-
Decatur Capital	\$ 13,757,381	12,321,042	9,745	-	-	-	-
Denali	\$ 21,549,399	21,666,182	16,278	15	18	15	14
Earnest Partners	\$ 425,665,058	180,891,894	70,453	104	108	-	-
Fortaleza	\$ 21,216,321	18,128,418	14,464	23	24	21	26
GW Capital	\$ 13,570,127	9,075,644	6,579	6	7	-	-
Holland	\$ 199,640,233	172,199,136	103,125	135	142	124	122
John Hsu Capital	\$ 15,673,769	19,319,107	-	-	-	-	-
Leading Edge	\$ 4,699	4,267	-	-	-	-	-
Lombardia	\$ 258,620,742	260,453,185	109,250	165	191	63	55
MarVista Capital	\$ 25,875,753	46,779,112	34,565	-	-	-	-
NCM Capital	\$ 26,484,704	27,808,658	3,926	6	15	11	10
Paradigm	\$ 22,914,057	22,957,740	17,133	24	28	8	-
Piedmont	\$ 134,875,602	142,887,421	104,313	154	118	40	37
Profit	\$ 25,317,105	25,310,643	15,723	40	40	39	45
Progress	\$ 11,957	1,004	108	-	-	-	-
RhumbLine	\$ 851,362,139	1,111,113,037	562,713	701	504	-	-
Victoria	\$ 4,329,346						
Total Minority Owned Equity Managers	\$ 2,215,857,225	2,469,570,155	1,563,024	1,871	1,750	691	666
	MV as of 10/11	2010	2009	2008	2007	2006	2005
Campbell Newman	\$ 9,351,864	9,121,293	6,315	-	-	-	-

Cheswold Lane	\$	13,494,499	14,134,641	-	-	-	-	-
New Amsterdam	\$	184,995,786	185,280,030	185,827	256	295	258	246
Nicholas	\$	6,565,890	6,855,015	3,892	-	-	-	-
Redwood Investments	\$	28,747,272	29,240,892	12,187	14	-	-	-
Zenna Financial				-	-	-	54	51
Zevenbergen	\$	78,071,310	84,365,371	53,169	68	72	59	53
Total Woman Owned Equity Managers	\$	321,226,621	328,997,242	291,536	417	461	410	421
Total MWDBE Equity Managers	\$	2,537,083,846	2,798,567,397	1,854,560	2,288	2,211	1,101	1,087
Garcia Hamilton Capital	\$	77,975,636	73,471,328	-	-	-	-	-
LM Capital	\$	129,826,442	124,385,452	64,929	64	62	62	65
Pugh Capital	\$	79,032,793	73,240,277	-	-	-	-	-
Total Minority Owned Fixed Income	\$	286,834,871	271,097,057	64,929	180	245	243	255
Total MWDBE Fixed Income Managers	\$	286,834,871	271,097,057	64,929	180	245	243	255
Total Fund MWDBE Assets	\$	3,014,707,619	3,254,251,775	2,017,925	2,600	2,545	1,419	1,364
MWDBE Active	\$	2,163,345,480	2,143,138,738	1,455,212	1,898	2,040	1,419	1,364
Total Fund	\$	9,499,739,560	9,941,215,334	8,367	11,444	12,758	11,384	10,824
% of Total Fund		32%	33%	27%	24%	23%	13%	13%
% of Active Mgrs		32%	32%	29%	25%	26%	20%	20%

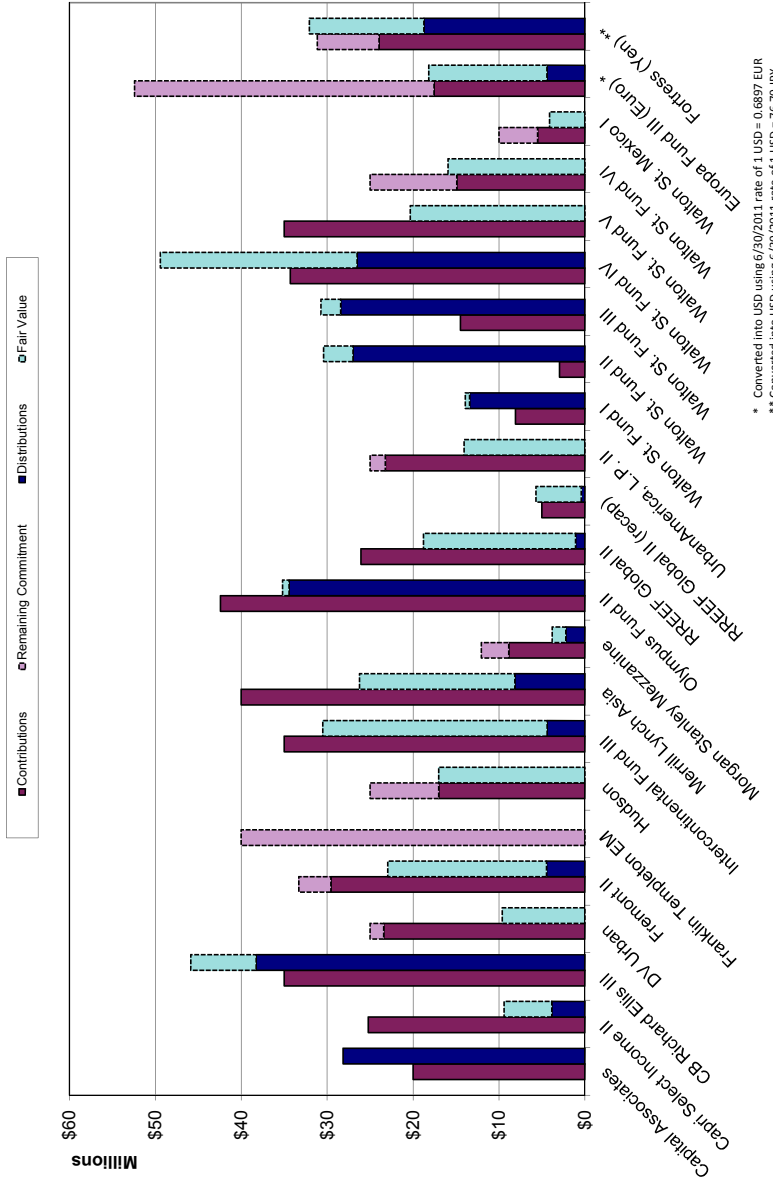
Chicago Teachers' Pension Fund
Current MWDBE Allocation vs. Target MWDBE Allocation
Reporting for the Period ending October 31, 2011

	Market Value	% of Asset Class	Target Allocation	Allocation Difference
Total Fund Assets	\$ 3,014,707,619.00	32%	20%	12%
Total Active Assets	\$ 2,163,345,480.00	34%	25%	9%
Total MWDBE Equity	\$ 2,537,083,846.00	44%	30%	14%
Total Minority Equity	\$ 2,215,857,225.00	39%	25%	14%
Total Women Equity	\$ 321,226,621.00	6%	5%	1%
Total Disabled Equity	\$ -	0%	0%	0%
Total MWDBE FI	\$ 286,834,871.00	15%	15%	0%
Total Minority FI	\$ 207,802,078.00	11%	12%	(1%)
Total Women FI	\$ 79,032,793.00	4%	3%	1%
Total Disabled FI	\$ -	0%	0%	0%
Total MWDBE Alts	\$ 190,788,902.00	11%	10%	1%
Total Minority Alts	\$ 166,537,241.00	9%	10%	(1%)
Total Women Alts	\$ 24,251,661.00	1%	0%	1%
Total Disabled Alts	\$ -	0%	0%	0%

**Chicago Teachers' Pension Fund
Real Estate Managers
as of June 30, 2011**

Open Ended Funds:				Fair Value		
JP Morgan Real Estate				143,702,724		
PRISA				105,385,268		
PRISA II				38,767,624		
UBS Trumbull				146,059,467		
LaSalle Property Fund				25,403,542		
Total Open Ended Funds				459,318,625		
Closed End Funds:	Commitment	Contributions	Distributions	Fair Value	Remaining Commitment	Net IRR since Inception
Capital Associates	20,000,000	20,000,000	28,147,889	0	0	NA
Capri Select Income II	25,000,000	25,208,890	3,835,840	5,567,971	0	-23.5%
CB Richard Ellis III	35,000,000	35,000,000	38,252,368	7,608,813	0	9.2%
DV Urban	25,000,000	23,417,951	0	9,613,202	1,582,049	0.0%
Fremont II	30,000,000	29,550,272	4,458,684	18,493,816	3,746,217	-6.9%
Franklin Templeton EM	40,000,000	0	0	0	40,000,000	0.0%
Hudson	25,000,000	17,000,000	0	17,000,000	8,000,000	0.0%
Intercontinental Fund III	35,000,000	35,000,000	4,380,216	26,128,125	0	-2.4%
Merrill Lynch Asia	40,000,000	40,000,000	8,152,693	18,065,107	0	-13.8%
Morgan Stanley Mezzanine	12,009,078	8,866,086	2,215,717	1,586,410	3,186,000	-28.2%
Olympus Fund II	30,000,000	42,420,770	34,431,199	749,904	0	-5.2%
RREEF Global II	25,000,000	26,072,717	1,072,717	17,704,566	0	-8.2%
RREEF Global II (recap)	5,000,000	5,000,000	416,563	5,267,077	0	25.2%
UrbanAmerica, L.P. II	25,000,000	23,222,737	0	14,064,562	1,777,263	-14.6%
Walton St. Fund I	7,500,000	8,082,593	13,413,131	489,656	0	14.1%
Walton St. Fund II	15,000,000	2,944,508	26,990,764	3,428,365	0	11.6%
Walton St. Fund III	15,000,000	14,489,150	28,433,572	2,287,728	0	18.0%
Walton St. Fund IV	35,000,000	34,289,093	26,517,753	22,883,014	0	11.3%
Walton St. Fund V	35,000,000	35,000,000	0	20,317,119	0	-12.6%
Walton St. Fund VI	25,000,000	14,911,966	0	15,931,343	10,088,034	5.8%
Walton St. Mexico I	10,000,000	5,500,000	0	4,095,841	4,500,000	-30.1%
Total US Dollar	514,509,078	445,976,733	220,719,106	211,282,619	72,879,563	
Europa Fund III	€ 31,308,000	€ 12,105,989	€ 3,043,819	€ 9,484,064	€ 24,037,421	3.4%
Total Euro	€ 31,308,000	€ 12,105,989	€ 3,043,819	€ 9,484,064	€ 24,037,421	
Fortress	¥2,280,000,000	¥1,837,835,715	¥550,213,726	¥1,436,407,686	¥1,022,409,304	14.9%
Total Yen	¥2,280,000,000	¥1,837,835,715	¥550,213,726	¥1,436,407,686	¥1,022,409,304	

**Chicago Teachers' Pension Fund
Real Estate Managers
as of June 30, 2011**



* Converted into USD using 6/30/2011 rate of 1 USD = 0.6897 EUR
 ** Converted into USD using 6/30/2011 rate of 1 USD = 76.70 JPY

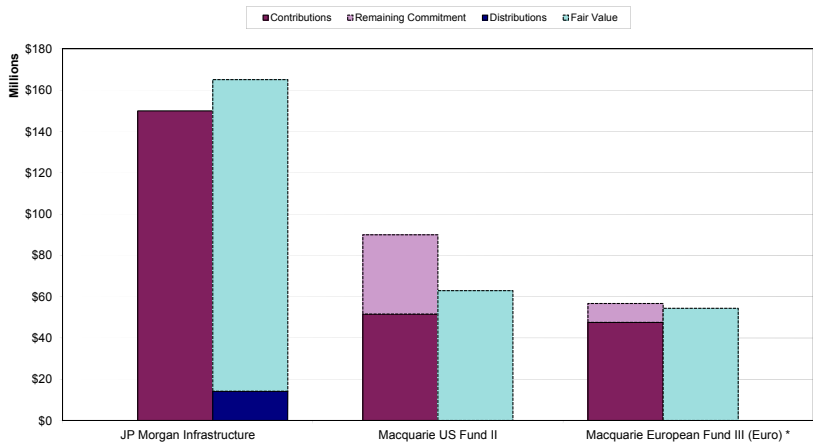
Chicago Teachers' Pension Fund
Private Equity Managers
as of June 30, 2011

Manager	Commitment	Contributions	Distributions	Fair Value	Remaining Commitment	Net IRR since Inception
Adams St. - 1996 Fund	1,975,370	1,914,764	3,412,118	142,538	60,606	13.36%
Adams St. - 1997 Primary Fund	549,507	549,507	2,205,385	42,724	0	67.27%
Adams St. - 1998 Primary Fund	7,168,703	7,129,894	10,252,844	885,550	38,809	6.44%
Adams St. - 1998 Secondary Fund	133,309	133,309	90,963	5,752	0	(6.78%)
Adams St. - 1999 Primary Fund	4,634,944	4,349,555	4,677,932	962,030	285,389	2.59%
Adams St. - 2000 Primary Fund	7,812,186	7,428,530	8,756,080	2,776,816	383,656	6.16%
Adams St. - 2001 Primary Fund	11,985,368	11,470,174	8,900,495	8,286,818	515,194	5.96%
Adams St. - 2001 Non-US Primary Fund	1,219,190	1,219,190	1,736,044	465,852	0	12.19%
Adams St. - 2002 Primary Fund	13,430,823	13,007,917	13,303,551	9,492,148	422,906	11.92%
Adams St. - 2002 Non-US Primary Fund	3,601,688	3,601,688	2,516,423	3,994,699	0	6.33%
Adams St. - 2002 Secondary Fund	2,408,142	2,306,394	3,197,754	1,174,673	101,748	13.21%
Adams St. - 2002 Non-US Secondary Fund	955,954	955,954	2,080,788	229,346	0	25.23%
Adams St. - 2003 Primary Fund	13,791,114	12,803,724	11,254,332	9,279,871	987,390	9.91%
Adams St. - 2003 Non-US Primary Fund	2,642,546	2,404,869	3,360,338	1,895,306	237,677	21.41%
Adams St. - 2003 Secondary Fund	1,151,151	1,020,460	1,969,306	684,381	130,691	23.72%
Adams St. - 2003 Non-US Secondary Fund	351,314	351,314	571,262	142,854	0	18.85%
Adams St. - 2004 Primary Fund	8,832,269	7,895,132	3,867,003	8,589,534	937,137	8.71%
Adams St. - 2004 Non-US Primary Fund	4,875,207	4,647,566	3,181,629	4,128,108	227,641	10.20%
Adams St. - 2004 Non-US Secondary Fund	776,433	670,527	1,203,901	383,606	105,906	26.53%
Adams St. - 2005 US Fund	7,000,000	5,474,000	1,157,767	5,002,034	1,526,000	3.56%
Adams St. - 2005 Non-US Fund	3,000,000	2,371,500	293,189	2,604,829	628,500	5.91%
Adams St. - 2007 Non-US Fund	5,000,000	2,621,097	0	2,729,336	2,378,903	1.71%
Adams St. - 2008 US Fund	5,000,000	1,950,000	330,186	2,500,192	3,050,000	19.02%
Adams St. - 2008 Non-US Fund	14,000,000	3,955,000	10,045,000	4,323,493	10,045,000	6.33%
Adams St. - 2008 Direct Fund	1,000,000	575,000	18,509	599,909	425,000	3.44%
Adams St. - 2010 US Fund	10,000,000	1,410,000	0	1,622,283	8,590,000	19.79%
Adams St. - 2010 Non-US Developed Fund	6,000,000	396,000	0	364,727	5,604,000	(12.29%)
Adams St. - 2010 Emerging Markets Fund	2,000,000	92,000	0	77,113	1,908,000	(16.18%)
Adams St. - 2010 Direct Fund	2,000,000	508,000	0	489,968	1,492,000	(4.19%)
Adams St. - 2011 US Fund	10,000,000	665,000	0	712,246	9,335,000	7.10%
Adams St. - 2011 Non-US Developed Fund	6,000,000	90,000	0	70,750	5,910,000	(21.39%)
Adams St. - 2011 Emerging Markets Fund	2,000,000	62,000	0	52,556	1,938,000	(15.23%)
Adams St. - 2011 Direct Fund	2,000,000	204,000	0	185,670	1,796,000	(8.99%)
Adams St. - Co-Investment Fund II	10,000,000	2,825,000	0	3,041,022	7,175,000	15.90%
HarbourVest Buyout Fund VI	60,000,000	56,400,000	72,976,825	29,499,921	3,600,000	13.2%
HarbourVest Partnership Fund VI	40,000,000	38,600,000	27,657,383	19,829,996	1,400,000	3.7%
Hispania Fund I	5,000,000	4,491,587	916,500	1,323,806	508,413	-23.6%
Hispania Fund II	10,000,000	2,697,218	0	2,539,966	7,302,782	-5.7%
ICV Partners II	7,500,000	5,840,540	881,373	6,232,784	1,659,460	8.0%
Mesirow - Fund I	40,000,000	39,200,000	34,636,744	12,972,342	800,000	3.2%
Mesirow - Fund II	45,000,000	41,400,000	28,326,487	46,122,860	3,600,000	14.6%
Mesirow - Fund IV	20,000,000	10,000,000	103,007	10,749,190	10,000,000	3.7%
Mesirow - Fund V	20,000,000	2,400,000	103,949	2,774,914	17,600,000	N/A
Mesirow - Capital VIII	5,000,000	5,000,000	9,477,561	742,828	0	22.9%
Mesirow - Capital IX	10,000,000	9,550,000	592,640	7,671,967	450,000	-3.8%
Mesirow - Capital X	30,000,000	8,700,000	0	8,247,892	21,300,000	-6.3%
Muller & Monroe - ILPEFF	25,000,000	17,267,323	2,528,398	13,928,945	7,732,677	-1.8%
Muller & Monroe - MPEFF	10,000,000	6,207,922	1,014,552	5,978,195	3,792,078	5.9%
Palladium Fund III	7,500,000	5,652,361	4,429,197	5,672,642	1,847,639	9.3%
Pantheon Asia Fund V	5,000,000	3,025,000	100,000	3,752,898	1,975,000	15.7%
Pantheon USA Fund III	35,000,000	32,025,000	27,125,000	8,562,204	2,975,000	1.8%
Pantheon USA Fund III	35,000,000	30,275,000	31,850,000	16,863,905	4,725,000	11.3%
Pantheon USA Fund IV	35,000,000	30,275,000	31,850,000	16,863,905	4,725,000	11.3%
Pharos Fund II	7,500,000	6,450,000	1,767,621	8,075,181	1,050,000	12.5%
Syncom Fund V	7,500,000	5,747,758	0	4,153,413	1,752,242	-14.0%
Total US Dollar	598,295,218	437,988,774	342,870,036	293,634,583	160,306,444	
Pantheon Europe Fund II	16,100,644	14,973,000	18,837,019	5,738,796	1,127,644	14.1%
Pantheon Europe Fund VI	6,846,000	3,012,240	0	185,267	3,833,760	4.0%
Total Euro	€ 22,946,644	€ 17,985,240	€ 18,837,019	€ 5,924,063	€ 4,961,404	

**Chicago Teachers' Pension Fund
Infrastructure Managers
as of June 30, 2011**

Manager	Commitment	Contributions	Distributions	Fair Value	Remaining Commitment	Net IRR since Inception
JP Morgan Infrastructure	150,000,000	150,000,000	14,204,947	150,956,188	0	N/A
Macquarie US Fund II	90,000,000	51,616,437	0	62,944,305	38,383,563	N/A
Total US Dollar	240,000,000	201,616,437	14,204,947	213,900,493	38,383,563	
Macquarie European Fund III	€ 39,126,000	€ 32,816,720	€ 0	€ 37,509,336	€ 6,309,280	N/A
Total Euro	€ 39,126,000	€ 32,816,720	€ 0	€ 37,509,336	€ 6,309,280	

**Chicago Teachers' Pension Fund
Infrastructure Managers
as of June 30, 2011**

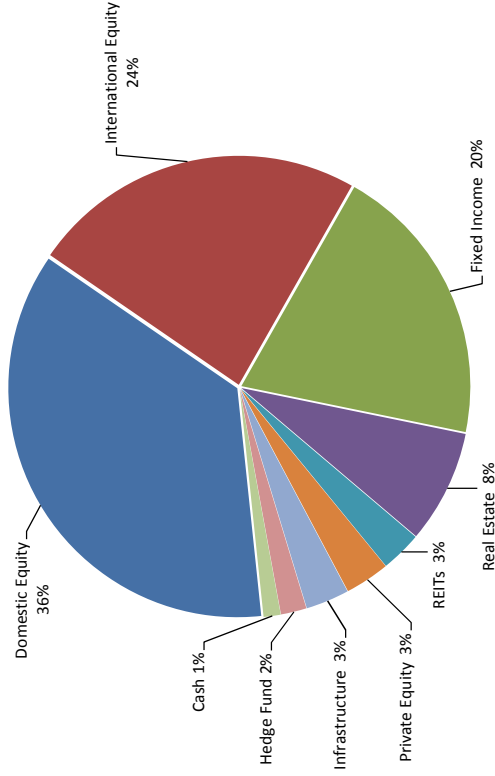


* Converted into USD using 06/30/2011 rate of 1 USD = 0.6899 EUR

Chicago Teachers' Pension Fund
Asset Allocation Summary
 Reporting for the Period ending November 30, 2011

Asset Allocation

	\$ Millions	% of Fund
Domestic Equity	\$ 3,360	36.2%
International Equity	\$ 2,191	23.6%
Fixed Income	\$ 1,854	20.0%
Real Estate	\$ 740	8.0%
REITs	\$ 267	2.9%
Private Equity	\$ 292	3.1%
Infrastructure	\$ 285	3.1%
Hedge Fund	\$ 169	1.8%
Cash	\$ 112	1.2%
Grand Total	\$ 9,270	100%



Chicago Teachers' Pension Fund
CTPF Investment Managers by Asset Class
(In millions of dollars)

Reporting for the Period ending November 30, 2011

Asset Class <u>Target</u>	Actual % of TFI Port. <u>11/30/2011</u>	Actual % of Asset Class <u>11/30/2011</u>	Market Value (in millions)		Net Change (in millions)	
			<u>11/30/2011</u>	<u>10/31/2011</u>	<u>\$</u>	<u>%</u>
Domestic Equity						
			\$175.4	\$176.2	(\$0.8)	0%
			70.0	71.9	(\$1.9)	-3%
			173.1	175.1	(\$2.0)	-1%
			<u>72.4</u>	<u>78.0</u>	<u>(\$5.6)</u>	<u>-1%</u>
	14.8%		\$495.9	\$501.2	(\$5.3)	-1%
Harris Investment Mgmt.						
			\$257.7	\$258.7	(\$1.0)	0%
			200.1	199.6	\$0.5	0%
			220.4	222.0	(\$1.6)	-1%
			181.3	185.0	(\$3.7)	-2%
			538.9	540.9	(\$2.0)	0%
			133.5	134.9	(\$1.4)	-1%
			310.2	310.4	(\$0.2)	0%
			349.1	350.5	(\$1.4)	0%
			<u>173.9</u>	<u>174.9</u>	<u>(\$1.0)</u>	<u>-1%</u>
	70.4%		\$2,365.1	\$2,376.9	(\$11.8)	0%
Ariel Capital Mgmt						
			\$103.8	\$102.7	\$1.1	1%
			99.5	74.2	\$25.3	34%
			107.8	108.5	(\$0.7)	-1%
			96.6	96.9	(\$0.3)	0%
			<u>91.2</u>	<u>190.4</u>	<u>(\$99.2)</u>	<u>-52%</u>
	14.8%		\$498.9	\$572.7	(\$73.8)	-13%
31.25%	36.24%	100.0%	\$3,359.9	\$3,450.8	(\$90.9)	-3%

Chicago Teachers' Pension Fund
CTPF Investment Managers by Asset Class
(in millions of dollars)

Reporting for the Period ending November 30, 2011

Asset Class <u>Target</u>	Actual % of TFI Port. <u>11/30/2011</u>	Actual % of Asset Class <u>11/30/2011</u>	Market Value (in millions)		Net Change (in millions)	
			<u>11/30/2011</u>	<u>10/31/2011</u>	\$	%
International Equity						
			\$118.2	\$124.2	(\$6.0)	-5%
			64.4	68.0	(\$3.6)	-5%
			0.9	1.0	(\$0.1)	-10%
			0.4	0.5	(\$0.1)	-20%
			404.1	425.6	(\$21.5)	-5%
			475.1	492.2	(\$17.1)	-3%
			89.9	94.4	(\$4.5)	-5%
			492.1	515.0	(\$22.9)	-4%
			310.5	323.3	(\$12.8)	-4%
	89.3%		\$1,955.6	\$2,044.2	(\$88.6)	-4%
			235.5	247.2	(\$11.7)	-5%
	10.7%		\$235.5	\$247.2	(\$11.7)	-5%
31.25%	23.64%	100.0%	\$2,191.1	\$2,291.4	(\$100.3)	-4%
Fixed Income						
			\$76.4	\$78.0	(\$1.6)	-2%
			79.0	79.0	\$0.0	0%
			128.3	129.8	(\$1.5)	-1%
			997.2	1,004.1	(\$6.9)	-1%
			\$130.3	\$131.9	(\$1.6)	-1%
	76.1%		\$1,411.2	\$1,422.8		
			\$442.7	\$446.2	(\$3.5)	-1%
	23.9%		\$442.7	\$446.2		
19.50%	20.00%	100.0%	\$1,853.9	\$3,291.8	(\$1,437.9)	-44%

Chicago Teachers' Pension Fund
CTPF Investment Managers by Asset Class
(in millions of dollars)
Reporting for the Period ending November 30, 2011

Asset Class <u>Target</u>	Actual % of TFI Port. <u>11/30/2011</u>	Actual % of Asset Class <u>11/30/2011</u>	Market Value (in millions)		Net Change (in millions)	
			<u>11/30/2011</u>	<u>10/31/2011</u>	\$	%
Real Estate						
			Capri Select Income II LP (open-end)	\$5.5	\$5.2	\$0.3 6%
			CB Richard Ellis Strategic Partners III	5.4	6.9	(\$1.5) -22%
			DV Urban Realty LP I	12.0	11.8	\$0.2 2%
			Europa FD III	17.9	17.8	\$0.1 1%
			Fortress Japan	19.2	20.1	(\$0.9) -4%
			Franklin Templeton EMREFF (F-o-F)	4.9	1.0	\$3.9 390%
			Fremont Realty Cap LP	18.5	18.5	\$0.0 0%
			Greystar	5.7	6.1	(\$0.4) -7%
			Hudson	17.2	16.8	\$0.4 2%
			Intercontinental RE Fund III	26.1	26.1	\$0.0 0%
			JP Morgan Strategic Prop. R/E (Open-end)	150.0	148.0	\$2.0 1%
			LaSalle Property Fund (Open-end)	33.7	33.5	\$0.2 1%
			M.L./Blackstone Asian R/E Fund	16.4	16.4	\$0.0 0%
			Morgan Stanley Mezzanine	1.6	1.5	\$0.1 7%
			Olympus Fund II R/E LP	0.7	0.7	\$0.0 0%
			Prudential PRISA II CF R/E	40.6	38.8	\$1.8 5%
			Prudential PRISA I CF R/E	109.5	105.4	\$4.1 4%
			Prudential (Open-end)	150.1	150.1	\$0.0 0%
			RREEF DB Global Oppty Fund LP	15.7	17.7	(\$2.0) -11%
			RREEF DB Global Oppty Mezzanine Loan	6.0	5.9	\$0.1 2%
			UBS Realty CF R/E (Open-end)	149.8	150.0	(\$0.2) 0%
			Urban America LP	14.3	14.3	\$0.0 0%
			Walton Fund I LLC R/E LP	0.5	0.5	\$0.0 0%
			Walton Fund III LLC R/E LP	2.0	2.3	(\$0.3) -13%
			Walton St 6 Fund	14.9	15.9	(\$1.0) -6%
			Walton Street Mexico 1 LP	4.9	4.1	\$0.8 20%
			Walton Street FD II R/E LP	3.6	3.4	\$0.2 6%
			Walton Street R/E FD IV LP	22.6	22.9	(\$0.3) -1%
			Walton Street FD V LP	20.7	20.3	\$0.4 2%
			Walton Street	69.2	69.2	\$0.0 0%
6.50%	7.98%	73.5%	Subtotal - Private Real Estate	\$739.9	\$737.6	\$2.3 0%

Chicago Teachers' Pension Fund
CTPF Investment Managers by Asset Class
(in millions of dollars)

Reporting for the Period ending November 30, 2011

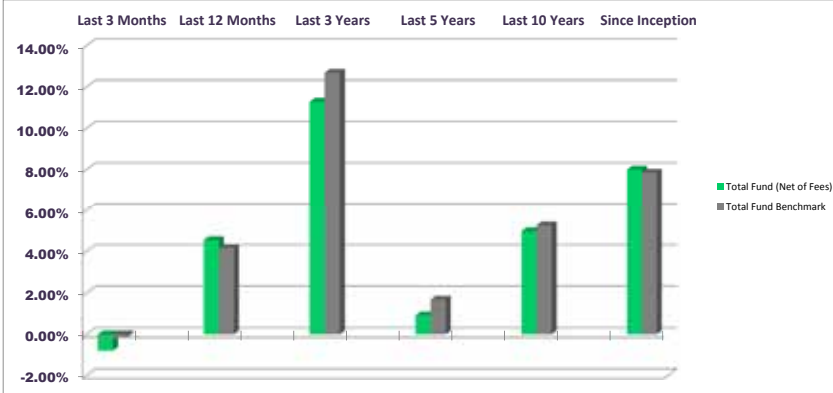
Asset Class <u>Target</u>	Actual % of TFI Port. <u>11/30/2011</u>	Actual % of Asset Class <u>11/30/2011</u>	Market Value (in millions)		Net Change (in millions)		
			<u>11/30/2011</u>	<u>10/31/2011</u>	\$	%	
			Adelante Capital Mgmt.	\$61.2	\$63.6	(\$2.4)	-4%
			Morgan Stanley REIT	125.4	134.6	(\$9.2)	-7%
			Urdang REIT	<u>80.7</u>	<u>85.0</u>	(\$4.3)	-5%
2.50%	2.88%	26.5%	Subtotal - REITS	\$267.3	\$283.2	(\$15.9)	-6%
9.00%	10.87%	100.0%	Total Real Estate	\$1,007.2	\$1,020.8	(\$13.6)	-1%
			<u>Alternative Investments</u>				
			<u>Private Equity</u>				
			Adams Street Partners MANY Funds	\$75.0	\$75.4	(\$0.4)	-1%
			Harbourvest Partners VI LP	41.9	46.2	(\$4.3)	-9%
			M2 Private Equity - ILPEFF (F-o-F)	13.6	13.7	(\$0.1)	-1%
			M2 Private Equity - M2PEFF (F-o-F)	<u>6.2</u>	6.4	(\$0.2)	-3%
			Muller and Monroe	19.8	19.8	\$0.0	0%
			Mesirow Cap Partners IX	7.3	7.7	(\$0.4)	-5%
			Mesirow Cap Partners VIII	0.7	0.7	\$0.0	0%
			Mesirow Cap Partners X	10.6	10.6	\$0.0	0%
			Mesirow Fincl Partners I	10.9	11.0	(\$0.1)	-1%
			Mesirow Partners Fund IV	11.5	11.5	\$0.0	0%
			Mesirow Partners Fund V	3.8	3.3	\$0.5	15%
			Mesirow Partners Fund II	<u>43</u>	<u>44.3</u>	(\$1.3)	-3%
			Mesirow	87.8	87.8	\$0.0	0%
			Pantheon Asia Fund 5	3.7	3.8	(\$0.1)	-3%
			Pantheon Europe Fund 6	4.5	4.5	\$0.0	0%
			Pantheon Private Equity LP	6.4	7.2	(\$0.8)	-11%
			Pantheon USA Fund IV LP	16.1	16.3	(\$0.2)	-1%
			Pantheon Vent Fund III LP	<u>7.5</u>	<u>7.9</u>	(\$0.4)	-5%
			Pantheon	<u>38.2</u>	<u>38.2</u>	\$0.0	0%
	90.0%		Subtotal - Fund-of-Funds	\$262.7	\$267.4	(\$4.7)	-2%

Chicago Teachers' Pension Fund
CTPF Investment Managers by Asset Class
(in millions of dollars)
Reporting for the Period ending November 30, 2011

Asset Class <u>Target</u>	Actual % of Ttl Port. <u>11/30/2011</u>	Actual % of Asset Class <u>11/30/2011</u>	Market Value (in millions)		Net Change (in millions)		
			<u>11/30/2011</u>	<u>10/31/2011</u>	\$	%	
			Hispania Capital Partners LP	\$1.3	\$1.3	\$0.0	0%
			Hispania Fund 2	<u>2.8</u>	<u>2.8</u>	\$0.0	0%
			Hispania	4.1	4.1	\$0.0	0%
			ICV Capital Partners LP	5.9	6.2	(\$0.3)	-5%
			Palladium Partners	6.8	6.6	\$0.2	3%
			Syncom Venture Partners	4.5	4.3	\$0.2	5%
			Pharos Capital Group	<u>7.9</u>	<u>7.9</u>	\$0.0	0%
	10.0%		Subtotal - Direct Private Equity	\$29.2	\$29.1	\$0.1	0%
3.00%	3.15%	100.0%	Total Private Equity	\$291.9	\$296.5	(\$4.6)	-2%
			Infrastructure				
			JP Morgan Infrastructure Fund (Open-end)	\$148.1	\$151.0	(\$2.9)	-2%
			Macquarie Infrastructure II	73.3	73.3	\$0.0	0%
			Macquarie European Infrastructure III	<u>64.1</u>	<u>63.8</u>	\$0.3	0%
			Macquarie	<u>137.4</u>	<u>137.4</u>	\$0.0	0%
2.00%	3.08%		Total - Infrastructure	\$285.5	\$288.4	(\$2.9)	-1%
			Hedge Fund of Funds				
			K2 Advisors	\$71.6	\$71.8	(\$0.2)	0%
			Mesrow Absolute Return	73.0	73.1	(\$0.1)	0%
			Pluscios	24.6	22.5	\$2.1	9%
2.00%	1.83%		Total - Hedge Fund of Funds	\$169.2	\$167.4	\$1.8	1%
			Cash				
			Cash	<u>\$111.7</u>	<u>\$117.1</u>	(\$5.4)	-5%
2.00%	1.20%		Total Cash	\$111.7	\$117.1	(\$5.4)	-5%
100.00%	100.00%		Total Fund	\$9,270.4	\$10,924.2	(\$1,653.8)	-15%

Chicago Teachers' Pension Fund
Asset Allocation Summary
Reporting for the Period ending November 30, 2011

	Last 3 Months	Last 12 Months	Last 3 Years	Last 5 Years	Last 10 Years	Since Inception
Total Fund (Net of Fees)	-0.79%	4.54%	11.28%	0.92%	4.97%	8.00%
Total Fund Benchmark	-0.11%	4.17%	12.69%	1.68%	5.26%	7.85%



Chicago Teachers' Pension Fund
Domestic Equity Performance
 Reporting for the Period ending November 30, 2011

	Month End Ending 11/30/2011	3 Months Ending 11/30/2011	YTD Ending 11/30/2011	12 Months Ending 11/30/2011	3 Years Ending 11/30/2011	5 Years Ending 11/30/2011	Since Inception	Inception Date
DOMESTIC EQUITY								
Gross of Fees	-0.45%	1.68%	-1.09%	5.56%	15.78%	0.25%	9.11%	
Net of Fees	-0.50%	1.63%	-1.27%	5.37%	15.55%	0.12%	3.88%	
<u>Large Cap</u>								
Gross of Fees	-0.41%	2.31%	0.75%	6.99%	14.58%	0.50%	9.24%	
Net of Fees	-0.45%	2.27%	0.61%	6.84%	14.40%	0.39%	3.30%	
NTRS S&P 500								
Gross of Fees	-0.22%	2.90%	1.17%	7.91%	14.21%	-0.15%	8.38%	4/1990
Net of Fees	-0.22%	2.90%	1.17%	7.91%	14.20%	-0.16%	8.37%	
S&P 500 Index	-0.22%	2.90%	1.08%	7.83%	14.13%	-0.18%	8.46%	
Rhumbline R1000								
Gross of Fees	-0.26%	2.62%	0.72%	7.43%	15.28%	N/A	-1.95%	5/2007
Net of Fees	-0.26%	2.61%	0.71%	7.42%	15.27%	N/A	-1.96%	
Russell 1000 Index	-0.26%	2.64%	0.66%	7.38%	15.10%	0.07%	-2.15%	

Chicago Teachers' Pension Fund
Domestic Equity Performance
 Reporting for the Period ending November 30, 2011

	Month End Ending 11/30/2011	3 Months Ending 11/30/2011	YTD Ending 11/30/2011	12 Months Ending 11/30/2011	3 Years Ending 11/30/2011	5 Years Ending 11/30/2011	Since Inception	Inception Date
Large Capitalization Core Equity								
Gross of Fees	-1.06%	1.31%	-0.87%	4.84%	13.85%	0.8%	3.7%	
Net of Fees	-1.12%	1.25%	-1.12%	4.57%	13.53%	0.6%	3.2%	
New Amsterdam (NAP)								
Gross of Fees	-1.86%	0.23%	-1.07%	4.46%	14.01%	-0.71%	9.68%	7/1992
Net of Fees	-1.93%	0.16%	-1.34%	4.18%	13.69%	-1.01%	9.39%	
Piedmont Capital								
Gross of Fees	-0.74%	1.69%	-5.04%	0.21%	11.32%	-0.45%	1.00%	8/2006
Net of Fees	-0.82%	1.60%	-5.36%	-0.13%	10.93%	-0.83%	0.61%	
Waddell & Reed								
Gross of Fees	-0.45%	2.18%	2.83%	9.14%	15.78%	3.41%	10.88%	1/1991
Net of Fees	-0.50%	2.13%	2.64%	8.94%	15.52%	3.17%	10.66%	
Russell 1000 Index	-0.26%	2.64%	0.66%	7.38%	15.10%	0.07%	9.06%	

Chicago Teachers' Pension Fund
Domestic Equity Performance
Reporting for the Period ending November 30, 2011

	Month End Ending 11/30/2011	3 Months Ending 11/30/2011	YTD Ending 11/30/2011	12 Months Ending 11/30/2011	3 Years Ending 11/30/2011	5 Years Ending 11/30/2011	Since Inception	Inception Date
Large Capitalization Growth Equity								
Gross of Fees	0.02%	2.79%	2.62%	7.79%	18.55%	3.37%	8.69%	
Net of Fees	-0.02%	2.74%	2.47%	7.63%	18.32%	3.23%	2.88%	
Holland Capital								
Gross of Fees	0.38%	4.54%	6.59%	11.58%	20.25%	4.73%	8.63%	1/1994
Net of Fees	0.30%	4.46%	6.34%	11.31%	19.63%	4.32%	8.25%	
Rhumbline Russell 1000 Growth								
Gross of Fees	-0.02%	2.74%	2.98%	8.63%	18.96%	N/A	0.39%	9/2007
Net of Fees	0.30%	4.46%	6.34%	8.62%	18.94%	N/A	0.38%	
Russell 1000 Growth								
	-0.01%	2.79%	2.97%	8.65%	18.85%	2.64%	0.18%	
Zevenbergen Capital Mgmt								
Gross of Fees	-0.69%	-1.32%	-7.66%	-3.90%	23.30%	5.13%	9.52%	8/1992
Net of Fees	-0.79%	-1.42%	-8.04%	-4.30%	22.76%	4.63%	9.08%	
Russell 3000 Growth Index								
	-0.05%	2.73%	2.50%	8.32%	19.02%	2.59%	6.94%	

Chicago Teachers' Pension Fund
Domestic Equity Performance
Reporting for the Period ending November 30, 2011

	Month End Ending 11/30/2011	3 Months Ending 11/30/2011	YTD Ending 11/30/2011	12 Months Ending 11/30/2011	3 Years Ending 11/30/2011	5 Years Ending 11/30/2011	Since Inception	Inception Date
Large Capitalization Value Equity								
Gross of Fees	-0.58%	1.90%	-0.28%	6.88%	10.36%	-2.04%	9.57%	
Net of Fees	-0.65%	1.82%	-0.54%	6.60%	9.99%	-2.26%	3.80%	
Channing Capital*								
Gross of Fees	-2.33%	1.19%	-5.52%	1.16%	N/A	N/A	15.53%	6/2009
Net of Fees	-2.33%	1.19%	-5.52%	1.16%	N/A	N/A	15.53%	
Channing Benchmark								
Russell 3000 Value Index	-0.49%	0.89%	-3.33%	3.96%	19.28%	-0.16%	20.47%	
	-0.49%	2.43%	-2.04%	5.72%	11.54%	-2.55%	15.16%	
Harris Investment								
Gross of Fees	-0.19%	2.50%	1.08%	7.23%	12.04%	-0.76%	4.02%	6/1999
Net of Fees	-0.24%	2.44%	0.85%	6.99%	11.73%	-1.08%	3.72%	
Lombardia Capital								
Gross of Fees	-0.48%	1.07%	-2.00%	6.36%	7.81%	-0.61%	4.03%	10/2004
Net of Fees	-0.55%	1.01%	-2.26%	6.08%	7.38%	-1.05%	3.58%	
Russell 1000 Value Index	-0.52%	2.49%	-1.59%	6.17%	11.32%	-2.59%	2.63%	

Channing Capital* - As of October, 2011, Channing's mandate was changed from Mid Cap Value (Inception 6/2009) to All Cap Value.
Channing Benchmark reflects Russell Mid Cap Value Index through 9/30/11 and Russell 3000 Value Index thereafter.

Chicago Teachers' Pension Fund
Domestic Equity Performance
Reporting for the Period ending November 30, 2011

	Month End Ending 11/30/2011	3 Months Ending 11/30/2011	YTD Ending 11/30/2011	12 Months Ending 11/30/2011	3 Years Ending 11/30/2011	5 Years Ending 11/30/2011	Since Inception	Inception Date
U.S. Small Capitalization Equity								
Gross of Fees	-0.79%	1.14%	-5.55%	2.28%	20.08%	0.97%	11.28%	
Net of Fees	-0.83%	1.10%	-5.63%	2.20%	19.86%	0.84%	6.76%	
Credo Capital*								
Gross of Fees	-1.16%	1.44%	-2.98%	4.03%	N/A	N/A	17.75%	6/2009
Net of Fees	-1.16%	1.44%	-2.98%	4.03%	N/A	N/A	17.75%	
Credo Benchmark	-0.53%	3.67%	1.89%	8.25%	25.00%	2.98%	21.95%	
Rhumblin Advisors Small Growth								
Gross of Fees	-0.26%	2.23%	-2.64%	4.69%	N/A	N/A	7.37%	3/2010
Net of Fees	-0.27%	2.23%	-2.65%	4.67%	N/A	N/A	7.35%	
Russell 2000 Growth Index	-0.53%	2.00%	-2.69%	4.70%	21.21%	2.08%	7.44%	
NTRS Small Cap								
Gross of Fees	-0.19%	2.86%	-0.72%	7.15%	20.05%	1.56%	11.71%	6/1990
Net of Fees	-0.19%	2.86%	-0.72%	7.15%	19.97%	2.06%	11.68%	
Russell 2000 Index	-0.36%	1.86%	4.80%	2.75%	17.56%	0.09%	10.08%	
Ariel Investment Small Value								
Gross of Fees	1.24%	0.96%	-12.64%	-3.25%	25.14%	1.12%	11.06%	4/1994
Net of Fees	1.15%	0.87%	-12.96%	-3.60%	24.67%	0.68%	10.67%	
Dimensional Fund Advisors (DFA)								
Gross of Fees	-0.67%	0.84%	-7.67%	0.74%	21.21%	-0.41%	11.44%	7/1996
Net of Fees	-0.67%	0.84%	-7.67%	0.74%	20.73%	-0.95%	10.90%	
Russell 2000 Value Index	-0.20%	1.71%	-6.96%	0.77%	14.03%	-2.01%	8.42%	

Credo Capital** - As of October, 2011, Credo's mandate was changed from Mid Cap Growth (Inception 6/2009) to Small Cap Growth.
Credo Benchmark reflects Russell Mid Cap Growth Index through 9/30/11 and Russell 2000 Growth Index thereafter.

Chicago Teachers' Pension Fund
Domestic Equity Performance
 Reporting for the Period ending November 30, 2011

	Month End Ending 11/30/2011	3 Months Ending 11/30/2011	YTD Ending 11/30/2011	12 Months Ending 11/30/2011	3 Years Ending 11/30/2011	5 Years Ending 11/30/2011	Since Inception	Inception Date
Manager of Managers								
Gross of Fees	-0.58%	1.65%	0.00%	6.27%	14.31%	-0.17%	3.68%	
Net of Fees	-0.73%	1.46%	-0.62%	5.60%	13.70%	-0.48%	3.46%	
Attucks Asset Mtg								7/2004
Gross of Fees	-0.23%	2.63%	1.39%	7.83%	17.27%	1.32%	4.61%	
Net of Fees	-0.40%	2.46%	0.74%	7.14%	16.56%	0.61%	3.92%	
Progress Investment								8/2004
Gross of Fees	-0.93%	0.62%	-1.37%	4.74%	15.21%	0.44%	4.54%	
Net of Fees	-1.07%	0.47%	-1.97%	4.10%	14.50%	-0.26%	3.85%	
Russell 3000 Index	-0.27%	2.58%	0.20%	7.00%	15.29%	0.06%	3.76%	

Chicago Teachers' Pension Fund
International Equity
Reporting for the Period ending November 30, 2011

	Month End Ending 11/30/2011	3 Months Ending 11/30/2011	YTD Ending 11/30/2011	1 Year Ending 11/30/2011	3 Years Ending 11/30/2011	5 Years Ending 11/30/2011	Since Inception	Inception Date
INTERNATIONAL EQUITY								
Gross of Fees	-4.19%	-5.02%	-8.52%	-1.53%	14.74%	-0.73%	6.80%	
Net of Fees	-4.28%	-5.11%	-8.91%	-1.96%	14.22%	-1.05%	7.12%	
Earnest Partners								
Gross of Fees	-4.85%	-7.30%	-10.41%	-4.13%	20.86%	N/A	2.66%	3/2007
Net of Fees	-4.94%	-7.39%	-10.74%	-4.48%	20.34%	N/A	2.06%	
Lazard								
Gross of Fees	-3.35%	-4.97%	-7.88%	-0.78%	13.57%	-0.52%	4.86%	12/2000
Net of Fees	-3.40%	-5.01%	-8.03%	-0.95%	13.19%	-0.97%	4.40%	
MSCI ACWI ex US Index	-5.08%	-6.71%	-12.36%	-5.49%	13.70%	-1.67%	4.19%	
Morgan Stanley								
Gross of Fees	-4.18%	-3.66%	-6.12%	1.87%	10.74%	-0.99%	9.16%	4/1995
Net of Fees	-4.29%	-3.77%	-6.51%	1.45%	10.22%	-1.49%	8.69%	
MSCI EAFE Index	-4.85%	-5.62%	-11.30%	-4.12%	10.11%	-3.95%	4.02%	
Leading Edge								
Gross of Fees	-4.41%	-6.66%	-13.38%	-7.56%	N/A	N/A	-3.61%	
Net of Fees	-4.62%	-6.86%	-14.10%	-8.47%	N/A	N/A	-4.41%	
MSCI ACWI ex US Index	-5.08%	-6.71%	-12.36%	-5.49%	13.70%	-1.67%	-2.29%	
William Blair-Growth								
Gross of Fees	-3.85%	-4.48%	-11.45%	-5.43%	N/A	N/A	6.19%	
Net of Fees	-3.95%	-4.59%	-11.81%	-5.82%	N/A	N/A	5.72%	
MSCI ACWI ex US IMI Growth	-4.83%	-7.67%	-13.20%	-6.39%	14.63%	-1.22%	2.97%	
William Blair-Small Cap								
Gross of Fees	-4.47%	-7.84%	-8.78%	-2.23%	23.94%	N/A	-1.30%	3/2007
Net of Fees	-4.68%	-8.04%	-9.53%	-3.03%	22.91%	N/A	-2.41%	
MSCI World Small Cap ex-US	-5.02%	-9.10%	-14.14%	-4.43%	19.81%	-2.28%	-4.50%	

Chicago Teachers' Pension Fund
Fixed Income
 Reporting for the Period ending November 30, 2011

	Month End Ending 11/30/2011	3 Months Ending 11/30/2011	YTD Ending 11/30/2011	1 Year Ending 11/30/2011	3 Years Ending 11/30/2011	5 Years Ending 11/30/2011	Since Inception	Inception Date
FIXED INCOME								
Gross of Fees	-0.47%	0.52%	6.67%	5.49%	9.69%	6.16%	6.98%	
Net of Fees	-0.48%	0.51%	6.59%	5.41%	9.61%	6.11%	5.77%	
Northern Trust								11/1993
Gross of Fees	-0.21%	0.88%	7.28%	5.73%	7.70%	6.25%	6.25%	
Net of Fees	-0.21%	0.88%	7.28%	5.73%	7.69%	6.24%	6.24%	
BC Government/Credit Board	-0.23%	0.92%	7.35%	5.85%	7.73%	6.11%	6.21%	
Garcia Hamilton								
Gross of Fees	-1.97%	-1.17%	3.10%	2.47%	N/A	N/A	1.73%	
Net of Fees	-2.02%	-1.22%	2.94%	2.32%	N/A	N/A	1.59%	
LM Capital								10/2004
Gross of Fees	-0.55%	0.24%	6.59%	5.05%	7.97%	6.60%	5.53%	
Net of Fees	-0.60%	0.20%	6.40%	4.87%	7.76%	6.39%	5.32%	
Pugh Capital Mgmt								
Gross of Fees	0.01%	0.64%	7.18%	6.02%	N/A	N/A	4.77%	
Net of Fees	-0.01%	0.64%	7.18%	6.02%	N/A	N/A	4.77%	
Taplin, Canida & Habacht								10/2004
Gross of Fees	-0.68%	0.51%	6.52%	6.02%	9.46%	5.07%	4.72%	
Net of Fees	-0.72%	0.47%	6.36%	5.85%	9.28%	4.89%	4.55%	
Western Asset								1/2003
Gross of Fees	-0.80%	0.05%	5.91%	5.36%	15.07%	5.87%	6.06%	
Net of Fees	-0.80%	0.05%	5.77%	5.22%	14.87%	5.68%	5.87%	

Chicago Teachers' Pension Fund
Fixed Income
 Reporting for the Period ending November 30, 2011

	Month End Ending 11/30/2011	3 Months Ending 11/30/2011	YTD Ending 11/30/2011	1 Year Ending 11/30/2011	3 Years Ending 11/30/2011	5 Years Ending 11/30/2011	Since Inception	Inception Date
BC Aggregate Index	-0.09%	0.75%	6.67%	5.52%	7.69%	6.14%	5.25%	

Chicago Teachers' Pension Fund
Infrastructure
 Reporting for the Period ending November 30, 2011

	Month End Ending 11/30/2011	3 Months Ending 11/30/2011	YTD Ending 11/30/2011	1 Year Ending 11/30/2011	3 Years Ending 11/30/2011	5 Years Ending 11/30/2011	Since Inception	Inception Date
INFRASTRUCTURE								
Gross of Fees	-1.54%	-2.21%	4.39%	4.89%	5.28%	N/A	5.07%	
Net of Fees	-1.77%	-2.44%	3.41%	3.91%	4.86%	N/A	4.66%	
JP Morgan								
Gross of Fees	-1.43%	-1.43%	3.31%	3.31%	3.32%	N/A	3.32%	
Net of Fees	-1.86%	-1.86%	1.52%	1.52%	2.57%	N/A	2.57%	
Macquarie Infrastructure II								
Gross of Fees	0.00%	0.10%	8.16%	7.50%	9.17%	N/A	8.60%	3/2008
Net of Fees	0.00%	0.10%	8.16%	7.50%	9.17%	N/A	8.60%	
Macquarie European Fund III								
Gross of Fees	-3.49%	-6.31%	3.47%	6.63%	7.01%	N/A	4.74%	3/2008
Net of Fees	-3.49%	-6.31%	3.47%	6.63%	7.01%	N/A	4.74%	
Benchmark - Absolute				8.00%	8.00%	8.00%	8.00%	

Chicago Teachers' Pension Fund
Hedge Funds
 Reporting for the Period ending November 30, 2011

	Month End Ending 11/30/2011	3 Months Ending 11/30/2011	YTD Ending 11/30/2011	1 Year Ending 11/30/2011	3 Years Ending 11/30/2011	5 Years Ending 11/30/2011	Since Inception	Inception Date
HEDGE FUNDS								
Gross of Fees	0.03%	-2.89%	-2.66%	-1.81%	N/A	N/A	1.57%	
Net of Fees	0.03%	-2.89%	-2.66%	-1.81%	N/A	N/A	1.57%	
K2 Advisors								
Gross of Fees	-0.18%	0.59%	-4.70%	-2.88%	N/A	N/A	1.13%	
Net of Fees	-0.18%	-0.59%	-4.70%	-2.88%	N/A	N/A	1.13%	
Mesirow Absolute Return								
Gross of Fees	-0.26%	-4.06%	-0.98%	-0.85%	N/A	N/A	1.98%	
Net of Fees	-0.26%	-4.06%	-0.98%	-0.85%	N/A	N/A	1.98%	
Pluscios								
Gross of Fees	1.54%	-5.80%	-1.50%	-1.50%	N/A	N/A	-1.38%	
Net of Fees	1.54%	-5.80%	-1.50%	-1.50%	N/A	N/A	-1.38%	
T-Bill + 5%	0.42%	1.25%	4.69%	5.12%	N/A	N/A	5.12%	

Chicago Teachers' Pension Fund
Real Estate Investment Trust (REITs)
Reporting for the Period ending November 30, 2011

	Month End	3 Months	YTD	1 Year	3 Years	5 Years	Since	Inception
	Ending	Ending	Ending	Ending	Ending	Ending	Inception	Date
	11/30/2011	11/30/2011	11/30/2011	11/30/2011	11/30/2011	11/30/2011		
REAL ESTATE								
Gross of Fees	-0.02%	1.83%	14.15%	17.11%	-8.17%	-1.66%	5.79%	
Net of Fees	-0.06%	1.67%	13.48%	16.43%	-8.40%	-2.10%	5.46%	
REITs								
Gross of Fees	-5.45%	-5.88%	-5.52%	0.00%	22.69%	-3.97%	9.64%	
Net of Fees	-5.55%	-5.98%	-5.90%	-0.40%	22.11%	-4.25%	9.48%	
Adelante								
Gross of Fees	-3.48%	-1.30%	5.65%	10.32%	25.70%	-3.94%	0.20%	4/1990
Net of Fees	-3.61%	-1.43%	5.09%	9.73%	25.13%	-4.20%	-0.05%	
NAREIT Equity Index	-3.76%	-2.09%	3.33%	8.14%	25.35%	-2.65%	2.05%	
MorganStanley								
Gross of Fees	-6.63%	-7.77%	-9.47%	-3.93%	20.09%	-4.87%	9.25%	4/1990
Net of Fees	-6.78%	-7.93%	-10.02%	-4.52%	19.34%	-5.23%	8.62%	
Urdang								
Gross of Fees	-5.05%	-6.20%	-6.86%	-0.68%	25.51%	-1.67%	9.45%	4/1990
Net of Fees	-5.05%	-6.20%	-6.68%	-0.68%	25.19%	-1.84%	9.33%	
EPRA/NAREIT Dev REIT Index	-5.57%	-6.82%	-6.70%	-0.81%	19.42%	-4.94%	8.28%	

Chicago Teachers' Pension Fund
MWDBE Investment Manager Usage
Reporting for Period ending November 30, 2011

	MV as of 11/11	2010	2009	2008	2007	2006	2005
Adelante	\$ 61,219,379	59,734,834	33,987	74	50	52	-
Capri (\$45 million)	\$ 5,489,852	17,202,816	13,403	25	22	18	21
DV Urban (\$25 million)	\$ 11,977,044	15,427,858	8,013	5	4	-	-
Franklin Templeton	\$ 4,950,382						
Hispania (\$15 million)	\$ 4,223,538	3,026,642	1,044	-	1	1	1
Hudson Realty (\$)	\$ 17,188,101	11,250,000	-	-	-	-	-
ICV Capital (\$7.5 million)	\$ 5,962,631	3,920,955	3,328	1	1	1	-
Muller and Monroe (\$35 million)	\$ 13,603,868	18,322,700	10,662	9	5	3	1
M2	\$ 6,205,831						
Palladium (\$7.5 million)	\$ 6,875,137	5,400,235	3,459	3	3	1	-
Pharos (\$7.5 million)	\$ 7,901,409	7,627,433	5,723	4	3	2	-
Syncom (\$7.5 million)	\$ 4,553,240	3,892,166	2,809	1	1	-	-
Urban America (\$25 million)	\$ 14,344,064	13,781,682	16,008	9	4	-	-
Total Minority Owned Alternative	\$ 164,494,476	159,587,321	98,436	132	92	77	23
Pluscios Management	\$ 24,626,081	25,000,000	-	-	-	-	-
Total Women Owned	\$ 24,626,081	25,000,000	-	-	-	-	-
Total MWDBE Alternative Managers	\$ 189,120,557	184,587,321	98,436	132	89	76	23
	MV as of 11/11	2010	2009	2008	2007	2006	2005
Apex	\$ 18,683,513	18,240,187	30,593	34	33	28	22
Ariel	\$ 103,828,441	120,319,523	119,604	169	238	199	239
Ativo Capital	\$ 20,299,534	25,799,400	16,782	23	17	-	-
Herndon Capital / formerly Atlanta	\$ 104,642,230	86,927,185	59,163	76	66	-	-
Attucks	\$ 61	55	62,998	-	-	-	-
Brown Capital	\$ 12,525,482	16,636,868	12,844	14	17	-	-
Channing	\$ 70,084,021	67,388,151	50,080	21	30	22	20
Credo	\$ 99,487,162	63,339,153	49,975	17	6	3	-
Decatur Capital	\$ 13,936,911	12,321,042	9,745	-	-	-	-
Denali	\$ 21,220,938	21,666,182	16,278	15	18	15	14
Earnest Partners	\$ 404,071,211	180,891,894	70,453	104	108	-	-
Fortaleza	\$ 24,175,961	18,128,418	14,464	23	24	21	26
GW Capital	\$ 13,599,492	9,075,644	6,579	6	7	-	-
Holland	\$ 200,116,774	172,199,136	103,125	135	142	124	122
John Hsu Capital	\$ 11,019,492	19,319,107	-	-	-	-	-
Leading Edge	\$ 4,700	4,267	-	-	-	-	-
Lombardia	\$ 257,065,426	260,453,185	109,250	165	191	63	55
MarVista Capital	\$ 25,736,593	46,779,112	34,565	-	-	-	-
NCM Capital	\$ 26,152,576	27,808,658	3,926	6	15	11	10
Paradigm	\$ 22,958,406	22,957,740	17,133	24	28	8	-
Piedmont	\$ 133,586,577	142,887,421	104,313	154	118	40	37
Profit	\$ 25,268,280	25,310,643	15,723	40	40	39	45
Progress	\$ 10,042	1,004	108	-	-	-	-
RhumbLine	\$ 750,751,926	1,111,113,037	562,713	701	504	-	-
Victoria	\$ 4,090,119						
Total Minority Owned Equity Managers	\$ 2,111,772,031	2,469,570,155	1,563,024	1,871	1,750	691	666

	MV as of 11/11	2010	2009	2008	2007	2006	2005
Campbell Newman	\$ 9,435,005	9,121,293	6,315	-	-	-	-
Cheswold Lane	\$ 12,878,794	14,134,641	-	-	-	-	-
New Amsterdam	\$ 181,351,758	185,280,030	185,827	256	295	258	246
Nicholas	\$ 6,661,261	6,855,015	3,892	-	-	-	-
Redwood Investments	\$ 28,539,373	29,240,892	12,187	14	-	-	-
Zevenbergen	\$ 77,454,149	84,365,371	53,169	68	72	59	53
Total Woman Owned Equity Managers	\$ 316,320,340	328,997,242	291,536	417	461	410	421
Total MWDBE Equity Managers	\$ 2,428,092,371	2,798,567,397	1,854,560	2,288	2,211	1,101	1,087
Garcia Hamilton Capital	\$ 76,397,206	73,471,328	-	-	-	-	-
LM Capital	\$ 128,313,670	124,385,452	64,929	64	62	62	65
Pugh Capital	\$ 78,983,431	73,240,277	-	-	-	-	-
Total Minority Owned Fixed Income	\$ 283,694,307	271,097,057	64,929	180	245	243	255
Total MWDBE Fixed Income Managers	\$ 283,694,307	271,097,057	64,929	180	245	243	255
Total Fund MWDBE Assets	\$ 2,900,907,235	3,254,251,775	2,017,925	2,600	2,545	1,419	1,364
MWDBE Active	\$ 2,150,155,309	2,143,138,738	1,455,212	1,898	2,040	1,419	1,364
Total Fund	\$ 9,270,439,560	9,941,215,334	8,367	11,444	12,758	11,384	10,824
% of Total Fund	31%	33%	27%	24%	23%	13%	13%
% of Active Mgrs	32%	32%	29%	25%	26%	20%	20%

Chicago Teachers' Pension Fund
Current MWDBE Allocation vs. Target MWDBE Allocation
Reporting for the Period ending November 30, 2011

	Market Value	% of Asset Class	Target Allocation
Total Fund Assets	\$ 2,900,907,235.00	31%	20%
Total Active Assets	\$ 2,150,155,309.00	32%	25%
Total MWDBE Equity	\$ 2,428,092,371.00	44%	30%
Total Minority Equity	\$ 2,111,772,031.00	38%	25%
Total Women Equity	\$ 316,320,340.00	6%	5%
Total Disabled Equity	\$ -	0%	0%
Total MWDBE FI	\$ 283,694,307.00	15%	15%
Total Minority FI	\$ 204,710,876.00	11%	12%
Total Women FI	\$ 78,983,431.00	4%	3%
Total Disabled FI	\$ -	0%	0%
Total MWDBE Alts	\$ 189,120,557.00	11%	10%
Total Minority Alts	\$ 164,494,476.00	9%	10%
Total Women Alts	\$ 24,626,081.00	1%	0%
Total Disabled Alts	\$ -	0%	0%

Ms. Reilly moved the Report of the Committee on Investments to the omnibus.

REPORT OF THE COMMITTEE ON CLAIMS AND SERVICE CREDITS

Application for Pensions

The Committee on Claims and Service Credits reported that applications for pensions are presented for persons, hereinafter listed, with the recommendations that they be approved and granted in the amount and under the conditions set forth herewith.

In the case of each applicant for service and disability pension, the employment of the teacher has terminated, the legally prescribed minimum years of teaching service were completed and requirements with respect to age, the Illinois Retirement Systems Reciprocal Act (if applicable) and the Illinois Pension Code were fulfilled.

Each applicant for a survivor's or reversionary pension furnished proper evidence of his/her right to receive such benefit.

Optional Service Retirement Pensions

11/01/2011 through 12/31/2011

Name of Member	School or Final Status	Ist Check Date	Years of Service	Effective Date	Annual Pension
* ANDERSON, MYRNA AMOY	C-W EDUC GENERAL	11-01-2011	28.36	09-11-2011	34,768.80
ANDERSON, ROBERT A	MOZART	12-01-2011	20.43	10-20-2011	19,179.12
BAINES, CANESSA	C-W EDUC GENERAL	12-01-2011	29.03	11-26-2011	33,267.12
* BATES, PAMELA JEANNE	C-W EDUC GENERAL	12-01-2011	27.83	10-18-2011	40,136.28
* BENGTON, PAMELA C	BROWNELL	11-01-2011	14.60	07-18-2011	23,475.96
* BENJAMIN, MARILYN BETH	AREA INS OFFICE 1	12-01-2011	35.13	10-23-2011	78,707.64
BOVINO, BARBARA M	HOLDEN	11-01-2011	26.83	10-14-2011	32,308.32
* BROWN-SIMMONS, ETHEL	DUNBAR VOC H S	12-01-2011	29.67	10-23-2011	59,117.76
* CHARLES, PHYLLIS REGENIA	MGMT AND BUDGET	12-01-2011	37.26	11-06-2011	78,850.68
* CHERRY, PAMELA	C-W EDUC GENERAL	12-01-2011	20.45	04-24-2011	22,928.64
* CHMIELEWSKI, CAROL LYNN ANNE	C-W FINANCE GENL	11-01-2011	9.65	02-11-2010	64,894.80
CLARK, CHARLENE IRENE	FULTON	12-01-2011	23.05	10-25-2006	32,297.16
* CLARK, DEBORAH	MT VERNON	12-01-2011	19.70	10-28-2011	35,210.28
* COLEMAN-ANDERSON, VICTORIA L	CHGO MILITARY ACA	12-01-2011	8.03	11-06-2011	13,925.88
* CRUZ, GLORIA MARIA	LASALLE LANG ACAD	12-01-2011	31.48	09-25-2011	53,856.84
* DANIELS, RONALD	IDOC/HEALY SOUTH	11-01-2011	35.47	09-11-2011	68,266.44
* DRIVER, ARNETTA PEARL	ROBESON ACHIEV AC	12-01-2011	14.48	11-06-2011	23,947.92
* EDMONDS, LILLIAN MARIE	HENDERSON	11-01-2011	15.06	07-31-2011	25,468.68
* FELTUS, DOROTHY M	CHALMERS	11-01-2011	39.36	07-01-2011	60,271.44
* FISHER, BERRY	CARROLL	12-01-2011	24.68	10-10-2011	44,654.64

*Denotes preliminary pension

* FISHER, JULIE CORINNE.....	C-W SPEC SVCS SUP	12-01-2011	30.00	06-30-2011	60,193.44
* GIBBS, ANN FRANCES.....	C-W SPEC SVCS SUP	11-01-2011	17.01	09-25-2011	28,107.60
* GREENSTEIN, CAROLYN MAE.....	CHIEF AREA OFF 28 -				
.....	ALT SCHLS	11-01-2011	39.86	10-23-2011	73,285.20
* HAEGELE, JANET MARLENE	C-W EDUC GENERAL	11-01-2011	28.75	10-22-2011	45,331.32
HERNANDEZ, PABLO E.....	SUB TEACHER POSTAL.....	11-01-2011	9.07	10-17-2011	7,945.56
HILDEBRAND, URSULA E	FORMER TEACHER	11-01-2011	17.25	08-20-2011	10,745.52
* HOLLY, KAREN A	MATH AND SCIENCE	12-01-2011	23.93	11-20-2011	60,910.92
* JABULANI, HALIMA MOROWA.....	RICHARDS CAR ACAD.....	11-01-2011	11.10	07-27-2011	16,645.20
* JACKSON, JANIS MARIE.....	C-W EDUC GENERAL	11-01-2011	21.37	10-09-2011	36,701.76
* JESKE, PAULA MARIE	CASALS PABLO.....	11-01-2011	33.78	10-23-2011	82,003.32
* JONES, DORIS JEAN	AREA INS OFFICE 1	11-01-2011	28.39	10-23-2011	55,766.52
* KATSOUDAS, KATHLEEN R	CHAVEZ.....	11-01-2011	12.08	08-14-2010	19,454.88
* LACEY, PEGGY LORRAINE	ATTUCKS	11-01-2011	20.63	09-11-2011	25,096.80
LEMBERGER, JUDITH	C-W EDUC GENERAL	12-01-2011	10.75	11-14-2011	6,413.64
* LEWIS, DEBORAH ANN.....	DYETT HIGH SCHOOL.....	11-01-2011	16.53	08-01-2011	29,133.48
* LEWIS, LAURA REAN.....	NEW ORR HS	11-01-2011	7.38	10-20-2011	9,329.76
* MADDEN, AZELL.....	C-W EDUC GENERAL	11-01-2011	8.11	06-19-2011	12,318.36
* MANCUSO, MASSIMO CRISTIANO.....	COLUMBIA EXPLORER.....	12-01-2011	31.60	09-25-2011	59,427.36
* MANNING, BRENDA JOYCE	MILTON BRUNSON	12-01-2011	21.28	10-23-2011	38,031.96
MARTIN, PAULINE H	SUB TEACHER POSTAL.....	12-01-2011	5.45	11-22-2011	2,325.48
MASSEY, HELEN PHYLLIS.....	C-W EDUC GENERAL	11-01-2011	18.95	08-10-2011	31,978.80
MATEJKA, KATHLEEN LYNN.....	FORT DEARBORN	12-01-2011	18.47	11-28-2011	30,317.16
* MATHISEN, MARGARET ELIZABETH.....	BRIGHT	11-01-2011	17.06	10-09-2011	29,640.48
MCKENNA, MARIRITA	PARK MANOR	11-01-2011	8.68	09-04-2011	8,538.60
* MINTER, GERALD	PILSEN COMM ACAD.....	12-01-2011	17.36	11-08-2011	29,784.36
* MIRANDA, AGUEDA.....	CLEMENTE COMM ACA	12-01-2011	33.09	08-28-2011	53,392.20
MURPHY-STROUD, DENISE LAVERNE.....	HS DEVELOPMENT	11-01-2011	29.70	04-11-2010	46,176.12
* NORRELL, ANTONINETTE LOUISE.....	AREA INS OFFICE 1	11-01-2011	26.33	10-23-2011	50,591.16
* ONEAL, JACQUELINE.....	C-W EDUC GENERAL	11-01-2011	28.19	08-28-2011	34,642.92
* OWENS, JO ANN.....	C-W SPEC SVCS SUP	11-01-2011	34.70	08-14-2011	80,032.80
PARHAM, BEVERLY DAVIS	HANCOCK H S	11-01-2011	36.40	08-03-2011	59,201.64
* POWELL, PRISCILLA SANDRA.....	C-W EDUC GENERAL	11-01-2011	16.90	10-08-2011	14,334.84
RAABE, KENNETH MAYNARD	PRITZKER	12-01-2011	10.30	02-23-2009	12,318.60
* RATLIFF, JUANITA JEANNETTE	BROWN.....	11-01-2011	22.36	08-04-2011	40,807.20
* ROBERTS, BERNICE	C-W EDUC GENERAL	12-01-2011	31.98	10-23-2011	38,835.36
* RODRIGUEZ, SOL MILAGROS	SCHURZ H S	11-01-2011	40.20	07-01-2011	67,581.96
* ROMO, MARTHA MARIE	FARRAGUT CAREER A	12-01-2011	23.20	10-09-2011	32,469.84
* ROTH, EVELYNNE JUNE.....	C-W EDUC GENERAL	12-01-2011	23.73	11-06-2011	38,810.40
* SAWYER, DIANNE.....	ROBESON H S	11-01-2011	21.20	09-12-2010	34,575.36
SINGLETON, DELORES	PHILLIPS ACAD.....	12-01-2011	9.13	01-09-2009	11,227.08

*Denotes preliminary pension

* SOTO, STEVEN	C-W EDUC GENERAL	11-01-2011	32.84	09-11-2011	49,251.12
* SPIEGEL, ELAINE MARSHA	ROOSEVELT H S	11-01-2011	33.68	08-01-2011	55,113.84
* STONE-SMITH, LINDA DIANE	C-W EDUC GENERAL	11-01-2011	37.08	10-09-2011	88,322.88
* THOMAS, SHEILA D	C-W SPEC SVCS SUP	11-01-2011	21.70	10-23-2011	38,911.56
THOMPSON, GLORIA MERLE	HENRY	11-01-2011	19.95	06-22-2011	33,075.36
* TORAN, JOYCE WILSON	C-W EDUC GENERAL	11-01-2011	31.88	10-24-2010	71,773.32
TORRY BRANDY, CARLINDA	DE PRIEST	11-01-2011	32.15	06-30-2011	51,285.60
* UNDERWOOD, PATRICIA J	EARLE	11-01-2011	14.23	07-31-2011	24,885.60
* WASHINGTON, DELBERT WAYNE	CORLISS H S	11-01-2011	28.21	09-25-2011	50,454.72
WESTBROOKS, GLENDA JOYCE	SUB TEACHER POSTAL	12-01-2011	21.21	12-27-2008	13,223.64
* WHEELER, MINNIE RUTH	BEASLEY ACAD MAG	11-01-2011	18.08	08-14-2011	31,056.72
* WILSON, LORRAINE BRIDGETTE	AREA INS OFFICE 1	11-01-2011	28.98	10-23-2011	45,745.92
* WILSON, VERA C	C-W EDUC GENERAL	12-01-2011	20.27	11-06-2011	34,855.68
WISE, RAYMOND W	HAWTHORNE ACAD	12-01-2011	7.00	11-09-2011	8,185.44
* YOHNKA, BARBARA K	FOREMAN H S	11-01-2011	11.94	08-14-2011	19,903.80
* ZENGILANI, DONNA MARIE	SAYRE LANG ACAD	11-01-2011	21.09	10-19-2011	23,913.60

Count of Optional Retirement Pensions: 76	Total Optional Retirement Pensions: 2,909,918.16
	Average Pension: 38,288.40
	Average Service Years: 22.80

Pensions Finalized

11/01/2011 through 12/31/2011

Name of Member	School or Final Status	Ist Check Date	Years of Service	Effective Date	Annual Pension
BACKSTROM, DARRYL EUGENE	LANE TECH H S	08-01-2007	33.95	12-2011	51,974.52
BARBER, ANN MARIE	C-W SPEC SVCS SUP	07-01-2011	23.66	11-2011	42,815.52
BASILE, RALPH RUTLEDGE	C-W EDUC GENERAL	04-01-2011	15.73	11-2011	28,508.16
BECKER, CARMEN LYDIA	MOOS	07-01-2011	36.90	11-2011	66,056.40
BENNETT, BERYL MARIE	BEIDLER	07-01-2011	35.20	12-2011	65,437.68
BLACKMON, YVONNE W	BLACK MAGNET	08-01-2011	35.34	11-2011	66,973.92
BLAYER, NANCY	C-W SPEC SVCS SUP	07-01-2011	36.51	12-2011	67,044.48
BLOCKMON, GEORGIA	C-W EDUC GENERAL	07-01-2011	19.45	11-2011	45,981.84
BLUEMKE, SHARON ANN	BANNEKER	08-01-2011	38.20	11-2011	60,775.56
BLUSTEIN, ELLEN GELFAND	STONE ACAD	07-01-2011	38.47	12-2011	61,689.48
BRAKES, DIANA	RYERSON	08-01-2011	21.08	12-2011	39,025.20
BRASWELL, ANITA E	BEASLEY ACAD MAG	07-01-2011	21.78	11-2011	32,578.56
BROWN, JOHNNICE	HENSON	05-02-2011	33.90	12-2011	45,753.96
BUSHWALLER, JANE ELLEN	CLISSOLD	07-01-2011	20.98	11-2011	42,207.24
CARRILLO, MIRIAM G	C-W EDUC GENERAL	05-02-2011	12.98	12-2011	18,882.84

CARTER, LINDA ANNETTE.....	MATH AND SCIENCE	08-02-2010	37.07	12-2011	91,749.48
CHANDY, MARY ABRAHAM.....	GAGE PARK H S	08-01-2011	26.68	11-2011	50,844.48
COUNCIL, WILLIE BARNETT.....	C-W EDUC GENERAL.....	03-01-2011	28.67	11-2011	24,912.60
CRONIN, ELLEN A.....	KENWOOD ACAD H S	04-01-2011	27.81	12-2011	39,469.32
CROWLEY, MARY ELIZABETH.....	VON STEUBEN METRO	07-01-2011	34.54	12-2011	64,229.40
CZABAFI, CSABA	SENN METRO ACAD.	07-01-2011	24.64	12-2011	45,945.36
DEJESUS, ELBA	OTIS	07-01-2011	33.85	12-2011	60,495.72
DUNSON-WHITE, SHARMAINE.....	FAIRFIELD ACADEMY.....	08-01-2011	34.35	11-2011	94,950.96
EDDINGS, PATRICIA LYNN.....	C-W EDUC GENERAL.....	07-01-2010	34.49	12-2011	65,104.92
FAULKNER, ROBERT JAMES.....	LEWIS	07-01-2011	15.91	12-2011	29,594.52
FITZPATRICK, MARY S.....	C-W SPEC SVCS SUP	07-01-2010	21.74	11-2011	42,939.60
FOURNIER, ALICE CLARE.....	MORGAN PARK H S.....	07-01-2011	16.70	11-2011	30,368.40
FREEMAN, SANDRA JEAN.....	C-W SPEC SVCS SUP	10-01-2009	34.09	11-2011	66,380.28
GAONA, LINDA ESTHER	C-W FINANCE GENL.....	05-02-2011	34.23	12-2011	57,457.68
GARCIA, MARIA DEL PILAR.....	IRVING	07-01-2009	36.66	12-2011	61,487.16
GARVIN, SHARON JEANNE.....	JULIAN H S	07-01-2011	33.96	12-2011	68,389.32
GONZALEZ, HAYDEE ALVAREZ.....	PEIRCE	07-01-2011	31.35	11-2011	62,042.88
HALL-HEINEMAN, PEGGY ANN.....	VON STEUBEN METRO	09-01-2011	13.32	12-2011	24,597.84
HARLAN, VIVIAN LOLITA.....	DAVIS MAGN.....	07-01-2011	36.81	11-2011	61,531.56
HARRIS, SHIRLEY.....	ROSS	05-01-2011	11.45	12-2011	19,391.40
HASSON, JUDITH ANN.....	LANE TECH H S.....	07-01-2009	33.95	11-2011	56,435.28
HATTON, LOU E.....	C-W EDUC GENERAL.....	05-02-2011	17.23	11-2011	28,030.56
HOLTZCLAW, SUSAN DENISE.....	C-W FINANCE GENL.....	07-01-2011	34.00	11-2011	62,247.60
HUBBERTS, GINA MARIE.....	C-W SPEC SVC IN/A.....	07-01-2011	34.00	11-2011	68,332.56
HUTCHINSON, JUANITA.....	BEST PRACTICE H S	07-01-2011	42.84	12-2011	69,671.40
JOHNSON, LAURAL ELAINE.....	C-W EARLY CHILDH.....	07-01-2011	41.57	12-2011	68,389.32
KARPA, ALAN EDWARD.....	REINBERG.....	07-02-2007	38.21	12-2011	52,137.96
KENTROS, ANTONIA.....	SAYRE LANG ACAD.....	07-01-2010	33.60	11-2011	63,598.80
KNOX, LYNDA MARIE.....	YOUNG.....	12-01-2010	34.31	12-2011	60,487.56
LADD, JANICE OLSTEN.....	YATES.....	03-01-2010	16.25	11-2011	25,703.76
LAMY, SUZANNE CATHERINE.....	GREENE	07-01-2011	33.96	12-2011	66,881.16
LANDESMAN, MURIEL M.....	NOBEL.....	05-02-2011	30.40	12-2011	54,262.08
LAPORTE, JACQUELINE MARIE.....	GARY.....	07-01-2011	18.13	12-2011	32,311.68
LEBOY, MARILYN VICKY.....	EBINGER.....	08-01-2011	34.92	11-2011	112,287.36
LEE, DANIEL WILLARD.....	KOZMINSKI COM ACA.....	05-02-2011	15.52	11-2011	25,505.16
LLOYD, GRACE MARILYN.....	CULLEN	07-01-2011	25.59	11-2011	47,400.00
LONGMIRE, NANCY.....	C-W EDUC GENERAL.....	07-01-2009	35.77	11-2011	61,862.28
LUGG, PAMELA JOYCE.....	C-W EDUC GENERAL.....	08-02-2010	25.95	12-2011	38,235.60
MALDONADO, GLADYS.....	HAUGAN	07-01-2011	26.27	11-2011	52,928.04
MANRRIQUEZ, KATHY ANN.....	BURBANK.....	07-01-2011	36.58	12-2011	64,657.32

MARTIN, KAREN EVE	NORTHSIDE CENTER	08-01-2011	34.75	12-2011	97,177.68
MARTINEZ, ANTONIO TORRES	C-W EDUC GENERAL	10-03-2011	20.28	12-2011	26,176.44
MARTINEZ, MARIA C		01-03-2012	11.60	12-2011	5,352.60
MARTINEZ, RITO V	SIMEON CAREER ACA	12-01-2010	42.01	12-2011	63,398.04
MATEJKA, KATHLEEN LYNN	FORT DEARBORN	12-01-2011	18.47	11-2011	30,317.16
MCGAUGHEY-JONES,					
CYNTHIA YVONNE	RYDER	08-01-2011	34.88	12-2011	65,538.60
MCKELVEY, PURVIS	KOZMINSKI COM ACA	06-01-2011	20.18	11-2011	37,725.12
MEJASKI, MARIA	JUAREZ COMM ACAD	07-01-2011	36.73	12-2011	57,524.64
MENSAH, GLORIA JEANNE	WOODS ACADEMY	08-01-2010	11.95	12-2011	18,311.16
MILLER, WILLIAM LEE	GWENDOLYN BROOKS	08-01-2011	24.22	11-2011	66,307.56
MOORE, LAVERNE BONNIE	PICCOLO ELEMENTAR	08-01-2011	35.45	12-2011	57,617.52
MURPHY-STROUD, DENISE LAVERNE	HS DEVELOPMENT	11-01-2011	29.70	12-2011	46,176.12
NEAL, GERALDINE	DELANO CPC	08-02-2010	36.74	11-2011	65,589.60
NEIMAN, JACQUELINE K	ALCOTT	09-01-2011	20.76	11-2011	37,031.28
NELSON, LOIS	EARLE	08-01-2011	40.62	11-2011	67,416.36
NEMON, CHARLES LEWIS	HUBBARD H S	08-01-2011	21.76	12-2011	41,580.24
OAKES, GLORIA ANN	LASALLE LANG ACAD	07-01-2011	16.62	12-2011	24,561.24
OLIVER, FRANCINE	BROWN	07-01-2011	6.30	11-2011	10,435.32
ORELOVE, RENEE LYNN	NORTHWEST MIDDLE	08-01-2011	20.63	12-2011	34,123.92
PAPPAS, GUS NICK	SCHURZ H S	07-01-2011	40.20	12-2011	60,778.80
PARDYS, SANDRA LEE	SULLIVAN H S	07-01-2011	36.55	12-2011	67,509.36
PERRY, CAROL YVONNE	ATTUCKS	08-01-2011	40.15	12-2011	106,877.40
PINA, ALFONSO	C-W EDUC GENERAL	07-01-2010	19.14	12-2011	27,216.36
RAY RADFORD, ELAINE GENNANA	BEASLEY CPC	07-01-2009	33.93	11-2011	62,671.56
ROBERTS, KATHLEEN ELIZABETH	C-W EDUC GENERAL	07-01-2011	27.42	11-2011	49,012.08
ROBERTS, PHYLLIS L	C-W EDUC GENERAL	07-01-2011	42.89	12-2011	68,189.88
ROGERS, VALENCIA LEONTYNE	POST SEC EDUC-CW	01-03-2012	32.20	12-2011	48,645.48
ROKOS, EDWARD FRANCIS	LAKE VIEW H S	07-01-2011	42.95	11-2011	61,689.48
SAULSBERRY, LAURENA B	SHIELDS	06-01-2011	34.63	12-2011	61,756.80
SCOTT, MARY	SUB TEACHER POSTAL	09-01-2010	8.65	12-2011	6,782.16
SHAH, GLORIA HAYDEE	C-W EDUC GENERAL	08-02-2010	32.29	12-2011	66,902.40
SHAW, LUCILLE T	CHICAGO AGR H S	08-01-2011	30.74	11-2011	85,946.40
SHIELDS-ELLIS, BEVERLY MARIETTA	HALE	07-01-2011	35.20	12-2011	60,479.16
SHIMKUS, LAURA E	C-W EDUC GENERAL	03-01-2011	33.10	11-2011	53,306.28
SIMONS, HELEN	C-W SPEC SVCS SUP	07-01-2010	37.07	12-2011	68,623.20
SNITOWSKY, ROSALYN MANETTE	REILLY	07-01-2011	34.06	11-2011	68,228.76
STEGALL, MERRIL VERNITA	CITY WIDE LITERACY	08-02-2010	35.03	12-2011	92,234.88
STEWART, HENRY KENNETH	BUCKINGHAM SP ED	03-01-2011	14.98	12-2011	14,603.76
SZYMANSKI AVALOS, LINDA MARY	ADDAMS	10-03-2011	36.55	11-2011	72,625.92
TESNOW, DAVID SCOTT	NORWOOD PARK	01-03-2012	6.00	12-2011	4,276.68

UTSUNOMIYA, CAROL ANN	AREA INST OFFICE 25	08-01-2011	20.59	11-2011	46,925.64
VICKROY, JOHN P	SCHOOL OF THE ART	07-01-2011	11.00	12-2011	18,540.96
WATKINS, ELAINE N	LEWIS	04-01-2009	36.03	11-2011	49,754.16
WILLIAMS, PATRICIA	MORGAN PARK H S	07-01-2011	24.18	11-2011	47,863.56
WILLIAMS, SHEILA GREEN	CARNEGIE	08-01-2011	22.32	12-2011	42,133.20

WILLIAMS, YOLANDA	MARSHALL MIDDLE	05-02-2011	26.02	11-2011	48,319.68
WRIGHT PORRATA, DELOYCE ANN	AMUNDSEN H S	07-01-2011	41.86	11-2011	68,382.60
YERGOVICH, STEVE THOMAS	BOUCHET ACADEMY	08-02-2010	36.45	11-2011	56,108.64
YOUNG, JOSEPH H	EMMET	07-01-2011	30.00	12-2011	55,754.16
YOUNG, WANDA JACKSON	NORTHSIDE CENTER	08-01-2011	38.10	12-2011	77,579.88

Count of Pensions: 105

Total Optional Retirement Pensions: 5,481,033.60

Average Pension: 52,200.32

Average Service Years: 28.81

Reciprocal Pensions

11/01/2011 through 12/31/2011

Name of Member	School or Final Status	1st Check Date	Years of Service	Effective Date	Annual Pension
* AGUILAR, MARCELO	CASTELLANOS	11-01-2011	29.35	09-11-2011	48,296.76
* AUGUSTYN, MICHAEL JULIAN	C-W EDUC GENERAL	12-01-2011	10.85	10-12-2011	14,985.12
* AYALA, ASUNCION A	NORTH-GRAND H.S.	11-01-2011	16.98	09-11-2011	49,989.24
* BAILEY, ALAN	HOPE COLLEGE PREP.	12-01-2011	26.70	10-21-2011	48,278.04
* BENNETT, BARBARA L	WHITTIER	11-01-2011	9.19	01-30-2011	11,729.64
BENOS, HELEN Y	FORMER TEACHER	12-01-2011	6.95	07-01-2011	5,921.76
BRENEMAN, VICTORIA A	FORMER TEACHER	11-01-2011	1.06	08-18-2011	2,043.36
* BYROM, COLLEEN MARIE	SCHMID	11-01-2011	28.72	09-25-2011	52,414.80
COHLER, KAREN J	YOUTH CONNECTION				
	COMM. ACADEMY	11-01-2011	16.31	09-25-2011	27,588.72
COLLINS, KATHLEEN I	FORMER TEACHER	11-01-2011	2.03	09-01-2011	3,505.80
* FATOKE, SHIRLEY ANN	STAGG	11-01-2011	20.01	09-12-2011	36,870.84
* FORTIER, RENEE DENYSE	LAWRENCE	11-01-2011	32.02	09-11-2011	46,186.08
* GILL, JOHN J	AVONDALE	12-01-2011	9.45	09-11-2011	23,263.32
HAMILTON, SHEILA R	FORMER TEACHER	12-01-2011	17.21	07-01-2011	28,765.56
HARPER, AGNES R	FORMER TEACHER	12-01-2011	1.90	10-01-2011	2,172.84
HERBSTMAN, LARRY	JUNGMAN	11-01-2011	3.03	03-29-2011	2,136.96
HOVERSEN, WILLIAM E	FORMER TEACHER	11-01-2011	2.80	10-14-2011	2,622.60
JARRETT, RUTH M	SUB TEACHER POSTAL	12-01-2011	9.75	10-01-2011	9,457.80
* KLOCKSIN, LUCY CATHERINE	BOONE	11-01-2011	21.77	08-29-2011	38,779.80
KRAMME, RUTH A	WELLS HS	12-01-2011	8.13	06-08-2011	13,872.72

*Denotes preliminary pension

LOCKHART, LAURITA.....	PROSSER CAREER AC.....	11-01-2011	11.06	04-29-2011	21,942.36
MCGEE, MAUDE BEAMON.....	ERICSON.....	11-01-2011	16.47	06-28-2011	27,328.80
MILLER, PHILLIP.....	FORMER TEACHER.....	11-01-2011	2.30	09-01-2011	2,571.48
MILLIGAN, IRENE.....	FORMER TEACHER.....	11-01-2011	7.83	08-11-2011	7,020.72
NELSON, SUSAN P.....	FORMER TEACHER.....	12-01-2011	12.55	10-15-2011	5,795.76
* NETTLES, PATRICIA LOUISE.....	AREA INST OFFICE.....	11-01-2011	31.07	10-23-2011	67,555.80
OSAN, DORIS.....	SUB POSTAL SERVICE.....	11-01-2011	8.98	10-11-2011	14,067.36
RICHARDS, LOIS R.....	FORMER TEACHER.....	11-01-2011	1.65	10-19-2011	2,805.84
SOKOLOW, RAYCHELLE B.....	MITCHELL.....	12-01-2011	4.45	08-25-2004	2,898.48
STAN, SUSAN A.....	FORMER TEACHER.....	11-01-2011	7.01	06-11-2011	17,176.08
* VENCKUS, MARGUERITE SUSAN.....	BOGAN TECH H S.....	12-01-2011	34.36	10-23-2011	55,412.04
* WICKUM, SUZANNE L.....	FORMER TEACHER.....	11-01-2011	16.03	06-26-2011	10,001.76
WILLIAMS, ELIZABETH.....	FORMER TEACHER.....	11-01-2011	3.70	06-03-2011	6,786.48

Count of Reciprocal Retirement Pensions: 33	Total Reciprocal Retirement Pensions: 710,244.72
	Average Pension: 21,522.57
	Average Service Years: 13.08

Survivors' Pensions

11/01/2011 through 12/31/2011

Name of Member	1st Check Date	Years of Service	Effective Date	Annual Pension
BIRTS, SHIRLEY M..... <i>(WIFE OF WARNER B BIRTS)</i>	11-01-2011	39.50	10-01-2011	47,136.36
BLUMOFE, AMY W..... <i>(WIFE OF DAVID S BLUMOFE)</i>	12-01-2011	38.40	09-01-2011	28,656.36
BOTTOM, ALOYSIUS B..... <i>(HUSBAND OF ROSE D BOTTOM)</i>	12-01-2011	38.30	11-01-2011	38,475.36
BROWN, ELIZABETH M..... <i>(WIFE OF VERGIL K BROWN)</i>	11-01-2011	34.10	09-01-2011	25,399.56
CHESTER, LOUISE P..... <i>(WIFE OF HOLLIS CHESTER)</i>	12-01-2011	32.00	10-01-2011	22,535.04
COLE, DOUGLAS..... <i>(HUSBAND OF VIRGINIA COLE)</i>	12-01-2011	1.20	11-01-2011	517.20
CRONIN, DAVID M..... <i>(HUSBAND OF PATRICIA M OBRIEN CRONIN)</i>	11-01-2011	34.09	10-01-2011	34,062.12
CRUZ, JUANITA S..... <i>(WIFE OF JUAN S CRUZ)</i>	12-01-2011	30.70	08-01-2011	27,856.56
DEROULE, FRANCES K..... <i>(WIFE OF JOHN E DEROULE)</i>	12-01-2011	7.00	10-01-2011	7,302.12
DOMINO-MILTON, HOSIE B..... <i>(WIFE OF HENRY MILTON)</i>	12-01-2011	40.30	11-01-2011	30,913.68

*Denotes preliminary pension

DUBA, RICHARD P	12-01-2011	24.25	08-09-2011	12,710.76
<i>(HUSBAND OF KATHLEEN A DUBA)</i>				
FIGLIULO, JOHN	12-01-2011	24.20	09-01-2011	14,486.40
<i>(HUSBAND OF MARGARET FIGLIULO)</i>				
FOSTER, ELVIRA GARCIA	11-01-2011	27.30	09-01-2011	13,291.32
<i>(WIFE OF WILLIAM FOSTER)</i>				
HOBBS, MARY FRANCES	11-01-2011	31.90	08-01-2011	22,355.76
<i>(WIFE OF MARVIN D HOBBS)</i>				
IGLINSKI, FLORIAN E.	12-01-2011	34.26	11-01-2011	30,401.52
<i>(HUSBAND OF MARY KATHERINE IGLINSKI)</i>				
JAMES, MARY L	12-01-2011	17.00	10-01-2011	17,835.72
<i>(WIFE OF HENRY L JAMES)</i>				
JAMISON, KENNETH TERREL	11-01-2011	3.30	06-24-2011	2,400.00
<i>(HUSBAND OF REKA M JAMISON)</i>				
JAMISON, KAEDEN T	11-01-2011	3.30	06-24-2011	2,400.00
<i>(SON OF REKA M JAMISON)</i>				
JOHNSON, DONALD B	12-01-2011	34.00	09-01-2011	35,276.04
<i>(HUSBAND OF OZIE S HOUSE-JOHNSON)</i>				
JURGENSEN, GEORGE O	12-01-2011	20.90	10-01-2011	10,367.28
<i>(HUSBAND OF ELIZABETH JURGENSEN)</i>				
KAUFMAN, IRA R	12-01-2011	30.71	10-01-2011	39,611.64
<i>(HUSBAND OF CARYN DALE KAUFMAN)</i>				
KOWALSKI, STANLEY J	11-01-2011	30.79	06-29-2011	42,228.24
<i>(HUSBAND OF MARTHA LETICIA HERRERA-KOWALSKI)</i>				
KRUCHTEN, GERALD	12-01-2011	42.00	11-01-2011	26,717.88
<i>(HUSBAND OF ROBERTA H KRUCHTEN)</i>				
LEWIS, JOHN L	11-01-2011	36.50	09-01-2011	29,031.48
<i>(HUSBAND OF LULA P LEWIS)</i>				
LOPEZ, IMELDA C	12-01-2011	28.00	11-01-2011	20,268.48
<i>(WIFE OF JULIO P LOPEZ)</i>				
OWENS, GUADALUPE	11-01-2011	5.35	07-01-2011	1,001.04
<i>(WIFE OF CHRISTOPHER C OWENS)</i>				
PAGE, ERWIN J	11-01-2011	32.90	09-01-2011	19,007.76
<i>(HUSBAND OF MARCELINE K PAGE)</i>				
PEREZ, JUANA M	12-01-2011	23.10	10-01-2011	17,110.56
<i>(WIFE OF ANTONIO PEREZ)</i>				
POLSTER, RUSSELL E.	11-01-2011	24.30	10-01-2011	13,897.68
<i>(HUSBAND OF ETHEL J POLSTER)</i>				
ROGERS, ADDIE B	12-01-2011	33.30	11-01-2011	23,525.04
<i>(WIFE OF ROBERT C ROGERS)</i>				
SANTORO, JO ANNE P	11-01-2011	34.09	04-01-2011	28,489.80
<i>(WIFE OF RICHARD F SANTORO)</i>				
SAX, SHARON	11-01-2011	38.90	10-01-2011	26,778.48
<i>(WIFE OF IRA E SAX)</i>				
SHIELDS, MCKINLEY J	11-01-2011	24.40	09-01-2011	16,978.20
<i>(HUSBAND OF JUANITA SHIELDS)</i>				

SIMS-DAVIS, EDITH R	12-01-2011	19.80	10-01-2011	21,952.08
<i>(WIFE OF SAMUEL C DAVIS)</i>				
SMITH, DEJA M	11-01-2011	3.30	06-24-2011	2,400.00
<i>(DAUGHTER OF REKA M JAMISON)</i>				
STEPHENS, MARY C	11-01-2011	32.30	09-01-2011	22,221.72
<i>(WIFE OF JOHN C STEPHENS)</i>				
TARNOR, DANA B.	12-01-2011	19.00	11-01-2011	16,353.60
<i>(WIFE OF HERBERT D TARNOR)</i>				
UPSHAW, CARMEN A	11-01-2011	34.70	10-01-2011	25,276.20
<i>(WIFE OF MILTON E UPSHAW)</i>				
WOLFE, LOUVENIA	12-01-2011	25.10	10-01-2011	20,535.96
<i>(WIFE OF BENNETT M WOLFE)</i>				
YOUNKER, JOHN A.	12-01-2011	22.10	08-01-2010	13,056.96
<i>(HUSBAND OF MARY A YOUNKER)</i>				
ZHANG, SHULYN	12-01-2011	17.50	11-01-2011	7,153.44
<i>(WIFE OF KENNETH S MCCLEARY)</i>				

Count of Survivors' Pensions: 41	Total Survivors Pensions:	857,975.40
	Average Pension:	20,926.23
	Average Service Years:	26.20

Reversionary Pension

11/01/2011 through 12/31/2011

Name of Member	1st Check Date	Years of Service	Effective Date	Annual Pension
SUMMARIA, JOHN E.	12-01-2011	38.10	10-01-2011	3,600.00
(BROTHER OF VIRGINIA SUMMARIA)				
Total Reversionary Pensions: 1		Total Reversionary Pension		3,600.00
		Average Pension:		3,600.00
		Average Service Years:		38.10

Summary of Pensions Granted

11/01/2011 through 12/31/2011

At this Meeting		
Type of Retirement Pension	No	Annual
PENSIONS	76	826
RECIPROCAL	33	188
SURVIVOR	41	105
REVERSIONARY	1	1
FINALIZED PENSIONS	105	223

Death Benefits

The Committee on Claims and Service Credits reported that documents pertaining to claims for death benefits were examined and verified, and recommended approval.

In support of these claims, the Committee reported that death benefits were for persons whose dates of death were certified and whose heirs, beneficiaries, administrators or executors furnished proper evidence to receive such payments.

11/01/2011 through 12/31/2011

SINGLE PAYMENT OF DEATH BENEFIT

DECEASED	BENEFICIARY	
AHERN, JAMES J	ANN F AHERN	5,000.00
AL-MAHDI, ESMA R	DENISE L ALMAHDI-JEIGULA	5,000.00
ARENZ, PATRICIA	LARRY G WEIDMAN	5,000.00
AUSTIN, DORIS MARIE	RANDI COX	10,000.00
BAKER, OLIVIA	JOY M. SILAS	5,000.00
BASSIN, BEVERLY	WILLIAM SIMCHA BASSIN	1,666.67
	HARRIS BASSIN	1,666.67
BATES, WANDA F	RODNEY RICARDO GOMES BATES	2,500.00
BAY, BERNADETTE M	MELISSA D BRUTTO	1,666.67
	CATHERINE A RADIVOY	1,666.66
	BERNADETTE M ZEMAN	1,666.67
BECKER, LORENZ C	LORENZ C BECKER TRUST	5,000.00
BLUMOF, DAVID S	AMY W BLUMOF	5,000.00
BOCK, HELEN E	WYMAN H BOCK	1,666.67
	KATHERINE E JOCZ	1,666.67
	HEIDI A TERABERRY	1,666.66
BOTTIGLIERI, ANGELA	FRANK J LAURIE	2,500.00
	RAYMOND F LAURIE	2,500.00
BOTTOM, ROSE D	ALOYSIUS B BOTTOM	2,500.00
	JUANDINE L SCOTT	2,500.00
BREW, CHARLES R	SALLY A MOORE	2,500.00
	TERESA L SABIN	2,500.00
BURKETT, VIVIAN J	JOHN H BURKETT	2,500.00
	JOHN H BURKETT	2,500.00
BURRAGE, LESTER	MILES S EVERETT	2,500.00
	STORMYE J EVERETT	2,500.00
BUTLER, HETTIE O	LINDA G STAPLE	1,666.67
	RALPH G BUTLER	1,666.67

CALLAHAN, JANE W	BARBARA J CALLAHAN	1,666.67
	MARIBETH CALLAHAN	1,666.67
	ROBERT J CALLAHAN	1,666.66
CARROLL, ANITA M	JOHN CHRISTOPHER CARROLL	2,500.00
CLAYTON, DORIS J	ANGELA D CLAYTON	2,500.00
	JANNIECE R CLAYTON	2,500.00
COLE, VIRGINIA	DOUGLAS COLE	5,000.00
COLEMAN, OZIE M	LEON COLEMAN JR.	2,500.00
	DELOREAN COLEMAN	2,500.00
CORONADO, MARIA VIRGINIA	ERIC R CORONADO	5,000.00
	JESSE ROBERT CORONADO	5,000.00
CORSIGLIA, CECILIA	ROSEMARY B HUTCHINSON	5,000.00
CUSTUS, LESLEY A	KEITH A BENSON	1,000.00
	KIRK M BENSON	1,000.00
	KENNETH J BENSON	1,000.00
DAUGHERTY, ELIZABETH	GWENDOLYN V KIRKLAND	5,000.00
DAVIS, GLADYS E	WILLIAM R DAVIS JR	5,000.00
DAVIS, SAMUEL C	SAMUEL C DAVIS LIV TRUST	5,000.00
DAVIS, SYLVIA E	KENNETH R DAVIS	1,666.67
	DARLYNE D ENGELMAN	1,666.66
DICKSON, GERTRUDE G	GERTRUDE E DICKSON TRUST	5,000.00
DORMAN, ELEANOR S	SHIRLEY L KOOPMAN	5,000.00
DUIGNAN, MARIANNE	JAMES G DUIGNAN	5,000.00
EISNER, RHODA C	BENJAMIN L EISNER	1,666.67
	RUTH D EISNER	1,666.67
	JESSICA D EISNER	1,666.66
EWAN, WILLIAM A	NANCY E ROBEY	5,000.00
FARON, NANCY L	ALICE J KUBISTAL	5,000.00
FISHER, JULIE J	JOAN F CARROLL	1,666.66
	LYNN MARIE KUNDLA	1,666.67
	KAREN GREER FISHER	1,666.67
FOSTER, WILLIAM	ROBERT J FOSTER	2,500.00
GARRETT, EDNA RAYE	EDWARD E GARRETT	1,666.67
	JOYCE Y NORWOOD	1,666.67
GOLDBERG, HENRIETTA	GEOFFREY I GOLDBERG	5,000.00
GRAZIANO, LESLIE A	JOSEPH T GRAZIANO	5,000.00
GREENBERG, HAROLD	EDITH GREENBERG	5,000.00
HEIMERDINGER, BEATRICE C	ESTATE OF B HEIMERDINGER	5,000.00
HENDERSON, TEMPIE T	LEON B HENDERSON-MACLENNAN	5,000.00
HILFMAN, TILLIE	RAVEN COHAN	2,500.00
HILLBRUNER, JEAN A	MICHAEL F HILLBRUNER	5,000.00

HOFFMAN, PATRICIA H	ELIZABETH C HOFFMAN.....	500.00
	JOHN DAVID HONESS.....	500.00
	MARY E WAWRO.....	1,000.00
HOOGHKIRK, JUDITH T	STEVEN R HOOGHKIRK.....	2,500.00
	RICHARD T HOOGHKIRK.....	2,500.00
HOWARD, MARGUERITE W	MARCIA LOUISE HOPSON.....	5,000.00
IGLINSKI, MARY KATHERINE	FLORIAN E. IGLINSKI.....	5,000.00
JAMES, HENRY L	MARY L JAMES.....	5,000.00
JONES, ELBERT L	JOANN EPPS-MCGEE.....	2,500.00
JURGENSEN, ELIZABETH	GEORGE O JURGENSEN.....	5,000.00
KAMIN, JOSEPHINE R	SHELLEY K KOREY.....	5,000.00
KING, MAXINE E	FLORAN ELISE MCFARLAND.....	5,000.00
KRUCHTEN, ROBERTA H	GERALD KRUCHTEN.....	5,000.00
LAMON, JOHN D	MARGARET R. LAMON.....	5,000.00
LAND, PATRICIA VIOLA	JENNIFER E LAND.....	10,000.00
LAWS, MILDRED	BENECIA RAYNELL WILLIAMS.....	1,666.67
	BENECIA RENEE WILLIAMS.....	1,666.67
	RONALD W WILLIAMS.....	1,666.66
LEIGH, ELMA M	JOSEPH ELBERT LEIGH.....	2,500.00
LEWIS, LINDA JOYCE	YVONNE R.P. THOMAS.....	6,000.00
LEWIS, MARION	YOLANDA S LEWIS.....	5,000.00
LOGAN, JOAN W	ALICE J BROWN.....	5,000.00
LOPEZ, JULIO P	IMELDA C LOPEZ.....	5,000.00
MCCABE, VIRGINIA LEE	SCOTT M MCCABE.....	1,250.00
MCCLEARY, KENNETH S	SHULYN ZHANG.....	5,000.00
MCCULLAH, MARILYN G	LINDA K EDMISTON.....	1,666.67
	PAMELA J KRULL.....	1,666.67
	DENNIS L MCCULLAH.....	1,666.66
MCGUIRE, MARGARET	THOMAS J MCGUIRE JR.....	2,500.00
	ALICE M PRENDERGAST.....	2,500.00
MCKINNEY, GERALDINE M	GATLING'S CHAPEL INC.....	5,000.00
MCKINNEY, WALTER H	GERI L. ARRINDELL.....	1,000.00
	GLENDON G. MCKINNEY.....	1,000.00
MEADE, WILLIAM J	BARBARA VICTORIA MEADE.....	5,000.00
MEEKINS, CHARLES WALTER	LORETTA A KOPERDAK.....	8,000.00
MILTON, HENRY	HOSIE B DOMINO-MILTON.....	5,000.00
MISCINSKI, PETER J	PETER J MISCINSKI.....	1,666.67
	ALICE M BJORK.....	1,666.67
	ANN M WILDE.....	1,666.66
MODICA, FRANK P	JANET A. MODICA.....	5,000.00
MOODY, NAOMI C	ESTHER D ROBERTS.....	5,000.00

NASH, BERNITA	SHAVONNA J NASH	2,500.00
	DELANEY J NASH	2,500.00
	SHAWNELL L NASH	2,500.00
NESBITT, ROBERT A	RAYMOND E NESBITT	5,000.00
NESSMAN, EMMA R	ALAN CHRISTOPHER NESSMAN	2,500.00
O'SULLIVAN, MARY B	JOHN O'SULLIVAN	5,000.00
PATEL, BHANUMATI R	VIMAL R PATEL	2,500.00
PEARSON, JEANNE G	JOHN CRAIG PEARSON	5,000.00
PEREZ, LUIS E	LUCRECIA AVILES-RODRIGUEZ	1,666.67
	MARIA C PEREZ	1,666.67
	HECTOR M PEREZ-AVILES	1,666.66
PICKETT, LORRAINE	DERRICK W PICKETT	5,000.00
PILCH, ANTHONY E	BARBRO A PILCH	5,000.00
PORTER, REBECCA ALICE	WILLIE D LOVE	1,666.67
	CARMELLIA PEAKES-LOVE	1,666.67
PRIKOPA, MARTHA L	DIEDRE F JONES	937.50
	LESLIE R ALLEN	937.50
	HALLY M DUNN	937.50
	EVE M RAPP	937.50
PURNELL, FRED C	DEAN C OFFARD	1,666.67
	DANEEN PURNELL-OFFARD	1,666.67
RILEY-ROBINSON, PATRICIA	EMMETT JAMES ROBINSON III	3,333.33
	VICTORIA SHAVON ROBINSON	3,333.33
ROGERS, ROBERT C	ADDIE B ROGERS	5,000.00
RUBIN, MORRIS	BARBARA P RUBIN-ATTIAS	2,500.00
RUSSELL, JULIA G	YOLANDA GAIL ALLEN-PATTERSON	2,500.00
SASSANO, MARY A	ALFRED SASSANO	5,000.00
SCHAEFER, CHARLOTTE	ELLEN J LIEBHABER	5,000.00
SCHARF, ARTHUR A	LUCILLE H. SCHARF	5,000.00
SHUPRYT, PATRICK JOSEPH	ELIZABETH A SHUPRYT	10,000.00
SLOAN, WILHELMINA	LINDA S LOCKE	2,500.00
	JOHN STEWARD SLOAN	2,500.00
SMITH, CATHERINE F	MARY CATHERINE SMITH	1,666.67
	MICHAEL PATRICK SMITH	1,666.66
SMITH, HELEN M	ESTATE OF HELEM M SMITH	5,000.00
STERNBERG, ARNOLD	CHARLOTTE H STERNBERG	5,000.00
SUMMARIA, VIRGINIA	JOHN E SUMMARIA	5,000.00
SWANSON, LOUIS R	ESTATE OF LOUIS R SWANSON	5,000.00
TARNOR, HERBERT D	DANA B. TARNOR	5,000.00
TISEVICH, DOROTHY	JOHN P TISEVICH	2,500.00
TRUDO, JOHN W	SHEILA R POEPEL-TRUDO	5,000.00
TUCKER, SANDRA LYNN	ARTHUR L TUCKER	10,000.00
TUNICK, VIVIENNE J	BETH T KAMENSKY	2,500.00
	BONNIE I TUNICK	2,500.00

VAVER, TED S	ROBERT G MAENNER	5,000.00
VINSON, WALTER C	EFFIE S VINSON	5,000.00
VOORHEES, MADELINE	MARY SHARON MAU	1,000.00
	RICHARD D VOORHEES	1,000.00
	SALVERA M REID	1,000.00
WALLACE, ANNE J	JAMES J WALLACE	1,250.00
WALLACE, GLORIA W	NANCY M WALLACE	2,500.00
WARFIELD, JUANITA	JEFFERY J PICKETT	5,000.00
WARNER, REGINA	JOHN F WARNER	2,500.00
	RUSSELL A WARNER	2,500.00
WHITE, MARGUERITE	DAVID NICHOLAS WHITE	5,000.00
WILLIAMS, VIVIAN T	JERRI V BROWN	1,250.00
	DEBORAH T DAVIS	1,250.00
	VERNON B WILLIAMS IV	1,250.00
WINGFIELD, HAROLD O	JUDITH ROGERS	1,250.00
	EDITH WALLACE	1,250.00
	PAULA J WATSON	1,250.00
	LYNETTE WINGFIELD-DAVIS	1,250.00
WOLFE, BENNETT M	MARCUS B WOLFE	1,250.00
	LISA J WOLFE-DAVIS	1,250.00
YOUNKER, MARY A	JOHN A YOUNKER	5,000.00
		<hr/>
		559,000.02

REFUND OF CONTRIBUTIONS

AUSTIN, DORIS MARIE	RANDI COX	18,891.45
BERG, RICHARD L	VICTORIA L LAURA	2,883.93
CARLUCCI, BARBARA A	RICHARD CARLUCCI	1,355.62
CORNELL, CARLTON R	RICHARD CORNELL	161.34
	CANDICE CURTIS WILLIAMS	161.34
CORONADO, MARIA VIRGINIA	ERIC R CORONADO	56,274.86
	JESSE ROBERT CORONADO	56,274.84
DEIZMAN, THOMAS J	GLORIA DEIZMAN	196.36
	PAUL M DEIZMAN	196.37
	LAURA MINOTIS	196.37
DUBA, KATHLEEN A	RICHARD P DUBA	41,837.23
HALE, HAROLD DALE	JEWEL HALE	117,571.44
NASH, BERNITA	SHAWNELL L NASH	25,026.89
	SHAVONNA J NASH	25,026.89
	DELANEY J NASH	25,026.89
NAVARRO, JOSEPH P	CHRISTIAN M NAVARRO	1,835.84
	VINCENT J NAVARRO	1,835.85
OLSZOWKA, MARGARET L	JESSICA L POGGEMILLER	36,602.19

RODRIGUEZ, WANDA	EMMA R RODRIGUEZ	1,626.35
	JEREMY R RODRIGUEZ	1,626.37
	MARINA S RODRIGUEZ	1,626.37
	OSWALDO RODRIGUEZ	4,879.11
SHARFMAN, BARBARA	ROBERT JAY SHARFMAN	423.50
SHUPRYT, PATRICK JOSEPH	ELIZABETH A SHUPRYT	105,450.46
STEELE, LARRY J	PAMELA KAY BOARDS	5,657.98
	AYRICK JAMES STEELE	5,657.95
TAYLOR, CHERYL A	CARMEN GRAY	1,042.80
	SHARKEY J JOHNSON II	1,042.79
TURNERY, JAMES R	KERRY A MCMANUS	61.75
	CHRISTINE C TURNERY	185.28
	JAMES B TURNERY	61.75
	KELLY A TURNERY	61.77
		540,759.93
GRAND TOTAL OF ALL DEATH BENEFITS		1,099,759.95

Refunds

The Committee on Claims and Service Credits reported that documents pertaining to claims for refunds, listed herewith, were examined and verified, and recommended approval thereof. In support of these claims, the committee reported that: 2.2 excess contributions represent the additional amount contributed after 34 years of service refundable upon retirement provided the member does not choose the augmented pension rate; contract overpayments and refunds represent reductions and withdrawals of previously validated optional service and 2.2 upgrade contributions; excess contributions represent deductions outside of the statutory requirements; termination and other refunds are for persons no longer employed as members of the teaching force and, survivor contributions are for members with no eligible survivors at the time of retirement.

11/01/2011 through 12/31/2011

2.2 Excess Contributions

ACEVEDO, AURELIO	1,467.41
BLUEMKE, SHARON ANN	2,697.10
BUSCH, ROBERT JOHN	5,200.35
DAVIS, JUNE EDWINA	6,245.04
JONES, PAMELA KAREN	4,016.04
NELSON, LOIS	5,067.13
ROKOS, EDWARD FRANCIS	5,448.01
WRIGHT PORRATA, DELOYCE ANN	5,789.39
TOTAL 2.2 EXCESS CONTRIBUTIONS	35,930.47

Contract Overpayment

BARBER, ANN MARIE	2,425.53
BRIGGS, ANN MARIE	1,968.55
BROWN, JOHNNICE	494.32
BUSHWALLER, JANE ELLEN	2,210.53
CHANDY, MARY ABRAHAM	2,596.70

COLON KRAFT, BETHSAIDA	9,113.80
COOPER, DIANE M	363.17
FLORES, FEDERICO	3,215.29
GIBBS, ANN FRANCES	1,851.92
HUBBERTS, GINA MARIE	14,872.20
KAETZEL, ESTHER LISA INGRID	8,687.57
KRAMME, RUTH A	566.44
LESURE, TIMOTHY	5,582.54
LLOYD, GRACE MARILYN	795.40
MALDONADO, GLADYS	869.02
MANCUSO, MASSIMO CRISTIANO	11,666.67
MCGEE, MAUDE BEAMON	651.27
MCKELVEY, PURVIS	1,361.03
MICHALOPOULOS, JEAN	10,879.67
MULLENHOLZ, WILLIAM EDWARD	28.11
NEIMAN, JACQUELINE K	2,537.04
NIJM, ELIE P	2,889.33
PELT, CAROL ANN	289.73
SHAW, LUCILLE T	0.52
SHAW, LUCILLE T	10,043.09
STEIN, BRUCE EDWARD	2,663.62
STEPKIN, KAY	2,675.15
TODTLEBEN, ANN JEANETTE	5.98
UTSUNOMIYA, CAROL ANN	2,182.51
VENCKUS, MARGUERITE SUSAN	13,016.96
WILLIAMS, PATRICIA	2,461.97
ZEDERMAN, HARRY	48.08
TOTAL CONTRACT OVERPAYMENT	119,013.71

Contract Refund

LAMY, SUZANNE CATHERINE	6,453.54
SHEEHAN, JOAN KATHLEEN	727.95
TOTAL CONTRACT REFUNDS	7,181.49

Excess Contributions

ALCORN, PEARLINE	58.90
ARTHUR, COURTNEY ERIN	5.19
BARRIOS Y VELA, EDWARD XAVIER	7.42
BASILE, RALPH RUTLEDGE	16.94
BOYE, PAUL	32.68
BRAKES, DIANA	16.42
BRIGNAC, TONYA VERISA	180.32
BROTHERS, ANNA LASSTEEN	16.65
BROWN, JOHNNICE	14.53
BROWN, SHELLY A	107.43
BUSHWALLER, JANE ELLEN	25.34
CARRILLO, MIRIAM G	33.12
CARTER, LINDA ANNETTE	23.68
CAVER, CHRISTOPHER MARTIN	10.08
CHLEBICKI, PENELOPE	22.91
CLARK, ADRIAN GAEL	191.24
DODDS KINNER, JODI A	13.47
DOLAN, SARAH E	15.46

DUCRE, MARGARET A	21.92
EDDINGS, PATRICIA LYNN	126.58
EDWARDS, JAMES	52.60
ENRIQUEZ, JESHUA	19.85
FASON, SHARON MARIA	83.80
FITZGERALD, PATRICK D	16.83
FREMAULT, JOHN H.	6.84
GARCIA, MARIA DEL PILAR	205.69
GELAW HENDERSON, SOPHIE	21.97
GOTHELF, NEAL	24.52
GRIFFIN, VERONICA LYNN	16.88
HARRIS, SHIRLEY	129.92
HATTON, LOU E	32.12
HENDERSON, CHRISTINE A	9.31
HUNTINGTON, JUDY LOUISE	20.94
JAMISON-THOMAS, CASSANDRA PAULETTE	73.89
JENKINS, DIONE	12.82
KELLY, ELLEN ROSE	25.03
KENTROS, ANTONIA	76.34
KRAMARCZYK, MARCUS ANTHONY	65.31
LEE, DANIEL WILLARD	25.92
LEFTWICH, ROSIE N.	72.96
LLOYD, GRACE MARILYN	17.71
LUGG, PAMELA JOYCE	26.46
MARTINEZ, ANTONIO TORRES	104.43
MARTINEZ, RITO V	103.07
MATEJKA, KATHLEEN LYNN	19.64
MCGEE, MAUDE BEAMON	30.25
MCKELLER-NAYLOR, EDDYE	117.95
MEJIA, GABRIEL D	8.16
MESTEY-BORGES, WAMAID	46.61
MITCHUM-EDWARDS, LILLIAN B	16.83
MOORE, LAVERNE BONNIE	13.84
MOSELEY, PAMELA H.	146.58
MURPHY-STROUD, DENISE LAVERNE	155.24
NEAL, GERALDINE	147.41
NELSON, LOIS	74.55
NUNO, FRANCISCO L.	14.13
OAKES, GLORIA ANN	13.47
OCREY, JULIUS THOMPSON	27.66
OLIVER, FRANCINE	10.00
ORELOVE, RENEE LYNN	17.22
OVERTON, ROSALYN	117.98
PAPPAS, GUS NICK	34.83
PINA, ALFONSO	38.49
POOLE JR., JAMMIE TENN	12.80
RAINEY, SHARON DIANN	384.28
REED, MOLLY KAYTE	32.16
RICHARDSON, MARIA	47.72
ROBERTS, RYAN J	60.77
ROGERS, VALENCIA LEONTYNE	54.89
ROMAN, MARISOL	159.65
SAULSBERRY, LAURENA B	0.02
SCHMID, KAVITA B	50.48
SHAH, GLORIA HAYDEE	311.52
SHANKS, MITCHELL D	71.50

SHARP, HOPE MARIA	147.18
SHIELDS-ELLIS, BEVERLY MARIETTA	6.88
SMITH, BARBARA A	19.70
SMITH, CYNTHIA RUTH	142.38
STALLONE, LANA D	19.24
STEGALL, MERRIL VERNITA	139.64
STEWART, HENRY KENNETH	91.82
TESNOW, DAVID SCOTT	19.16
UTSUNOMIYA, CAROL ANN	1,278.51
VANONI, DAVID JOHN	45.00
VEGA, VANESSA	34.09
WOJAK, LAUREN G	36.76
YOUNG, JOSEPH H	512.57
YOUNG, WANDA JACKSON	6.62
ZAJAC, PAUL	113.55
TOTAL EXCESS CONTRIBUTIONS	439,553.36

Other

AJAYI, OLUWA-FUNMILAYO D	27,945.53
ALDWORTH, MARGARET MARY	9,011.87
ARMSTRONG, SHEILA YOLANDA	3,926.13
BROWN, SHELLY A	3,257.58
CHEATHAM, DARRYL M	7,653.15
DAVENPORT, BARBARA	53,035.82
ESTRADA, JESSE RAYMOND	4,412.71
EVERETT, JOHN H	13,578.84
GARRETT, EDWARD ALLEN	3,502.96
GUBALOVA, EVA	812.98
GUENDICA, MILTON	6,888.66
HYMAN, GERDLYN DENISE	20,160.50
JENKINS, DIONE	53,073.83
JENKINS, DIONE	12,707.65
JONES, ANTHONY B	974.27
KINDRED, DEBORAH E	2,115.14
MARTIN, EUGENE	6,028.65
MCQUIRTER, CARLTON C	3,099.49
NAVA, GETSEMANI	17,277.67
RAINEY, SHARON DIANN	627.67
SARMONPAL, SANDRA	11,962.82
SCOTT, MAXINE	15,922.27
SMITH, BARBARA A	5,304.31
SOUTHARD, LATICIA D	2,954.59
TALBOTT, ELIZABETH BARLOW	3,196.99
TAYLOR, DIONNE ALEXANDRIA	51,219.58
THOMAS-PAYNE, TONYA CHERYL	24,017.54
TOWNER, JR., SHERMAN ANDERSON	271.02
WALTON, ANTHONY B	7,840.29
WATSON, ADRIENNE DENISE	183.09
WATSON, ADRIENNE DENISE	504.84
WESTMORELAND, EUGENE	3,405.91
WILLIS, GIGI	5,681.97
WILSON-GETTINGS, LATRICE A	27,421.62
WOJAK, LAUREN G	13,811.65
ZORGER, STEPHANIE LYNN	15,763.77
TOTAL OTHER	439,553.36

Survivor Contributions

ANDERSON, MYRNA AMOY	12,652.27
AYALA, ASUNCION A	12,482.55
BARLETTA, GEORGE E	1,108.91
BATES, PAMELA JEANNE	12,164.37
BEACOCK, CHRISTINA	517.50
BENJAMIN, MARILYN BETH	16,687.19
BLACKMON, YVONNE W	925.37
BLUEMKE, SHARON ANN	892.06
BRASWELL, ANITA E	10,192.63
BROTHERS, ANNA LASSTEEN	852.78
BURNS, VIVIAN VENEAL	14,205.13
CHARLES, PHYLLIS REGENIA	19,495.33
CHERRY, PAMELA	6,191.60
CLARK, CHARLENE IRENE	9,659.57
CLARK, DEBORAH	9,198.68
COHLER, KAREN J	7,578.69
COOPER, DIANE M	2,594.81
DAVIS, JUNE EDWINA	1,635.17
DAVIS, PEARL HELEN	10,935.20
DONALDSON, CHRISTINA E	4,737.23
FATOKE, SHIRLEY ANN	9,878.27
FISHER, BERRY	11,583.56
GIBBS, ANN FRANCES	7,977.34
HARLAN, VIVIAN LOLITA	829.83
HARPER, AGNES R	327.06
HARRIS, SHIRLEY	2,531.93
HATTON, LOU E	502.29
HOLTZCLAW, SUSAN DENISE	1,170.34
HOWELL-OSBORNE, RUTHIE MAE	1,514.93
JARRETT, RUTH M	9.17
JESKE, PAULA MARIE	18,464.20
KAETZEL, ESTHER LISA INGRID	904.80
KHAN, FARHAT	2,745.08
KROGER, HOLLYE M	6,961.84
LADD, JANICE OLSTEN	6,576.85
LAWRENCE, ADRIENNE DENISE	28.32
LEBOY, MARILYN VICKY	1,535.93
LEE, DANIEL WILLARD	439.85
LEWIS, DEBORAH ANN	7,969.22
LEWIS, LAURA REAN	3,339.54
LLOYD, GRACE MARILYN	930.54
MARTIN, PAULINE H	1,393.19
MARTINEZ, MARIA C	2,347.94
MATHISEN, MARGARET ELIZABETH	9,726.15
MC EACHIN, BERNICE	202.60
MCGEE, MAUDE BEAMON	9,632.34
MEJASKI, MARIA	966.08
MICHALOPOULOS, JEAN	14,002.87
MINTER, GERALD	8,261.02
MIRANDA, AGUEDA	14,791.16
MISTER, DEREK KEITH	9,501.28
MOODY, MARTHA MAYNARD	3,117.06
MOORE, LAVERNE BONNIE	2,797.12
NEAL, GERALDINE	861.00

NELSON, SUSAN P	1,972.61
NETTLES, PATRICIA LOUISE	17,794.21
ONEAL, JACQUELINE	12,043.12
ORELOVE, RENEE LYNN	10,232.23
PARKER, HOLLY JANINE	14,687.07
PARTNER, EDNA SHARON	9,511.42
PLEASANT, SHIRLEY JEAN	8,134.85
POWELL, PRISCILLA SANDRA	4,888.74
RATLIFF, JUANITA JEANNETTE	11,147.80
ROBERTS, BERNICE	12,746.98
RODRIGUEZ, MARIA J.	9,816.60
RODRIGUEZ, MARIA J.	7,685.62
RODRIGUEZ, SOL MILAGROS	16,738.98
ROGERS, PATRICIA ANN	13,244.52
ROMO, MARTHA MARIE	11,285.44
SANTOS, MARIA LINA V.	2,334.59
SAWYER, DIANNE	11,149.68
SHIMKUS, LAURA E.	1,199.44
SINGLETON, DELORES	3,985.47
SMITH, SHEILA ANN	993.20
SNITOWSKY, ROSALYN MANETTE	955.80
SPIEGEL, ELAINE MARSHA	13,377.79
STEIN, BRUCE EDWARD	3,042.86
THOMPSON, GLORIA MERLE	9,609.44
TORAN, JOYCE WILSON	12,282.22
TURNER, ARETHA YVONNE	14,755.91
TWEEDLE, PHILISTINE	21,924.95
UNDERWOOD, PATRICIA J.	7,282.65
UTSUNOMIYA, CAROL ANN	861.88
WASHINGTON, CARROLYN MARIE	331.96
WATKINS, ELAINE N.	654.96
WESTBROOKS, GLENDA JOYCE	5,694.48
WHEELER, MINNIE RUTH	8,386.40
WILLIAMS, YOLANDA	584.35
WILSON, VERA C	9,930.24
WISE, RAYMOND W.	3,753.23
WURZELBACHER, JACQUELINE D.	1,012.32
TOTAL SURVIVOR CONTRIBUTIONS.	614,561.75

Termination Refunds

AHRENDT, MARY ELIZABETH	9,744.60
AMOS, DEANNA	23,933.71
ANDERSON, MARYANN	11,492.63
ARMSTRONG-SHAFFER, DENITA NORICE	40,935.39
ARNOLDT, JAMES M.	10,119.89
ARTHUR, COURTNEY ERIN	25,022.32
AUCOIN, JESSICA	7,353.53
BAILEY, AYESHA	8,634.70
BARRIOS Y VELA, EDWARD XAVIER	84,932.86
BIERNAT, MONIKA IRENA	1,209.70
BIUNDO, MYRA	62,049.15
BONAMINIO, BENNIE DOMENICO	103,018.36
BONGA, LAUREN BROOKE	20,414.74
BOYE, PAUL	6,730.70

BRADDOCK, DARAL	22,001.66
BRIGNAC, TONYA VERISA	5,784.45
BROOKE, ARTHUR L	3,989.70
BROWN, SHELLY A	567.08
BYWATER, JAMES P	16,375.00
CARR, STEVEN BRUCE	47,280.68
CATIIS, ALLISSA	7,420.22
CAVER, CHRISTOPHER MARTIN	9,699.71
CHLEBICKI, PENELOPE	2,015.12
COLLINS, VICKIE LOUISE	20,483.26
COLUCCI, LISA L	291.41
COOK, RENEE	1,652.30
COPPAGE, MICHAEL A	2,319.93
DAGGETT, STEPHANIE D	14,790.26
DAVIS, JAMES IVAN	12,950.52
DAVIS, JOE H	84.15
DAVIS, SHARON P	22,100.74
DELAHANTY, GREGORY S	34.00
DEMMA, KRISTINA L	16,479.53
DOLAN, SARAH E	10,396.12
DUCRE, MARGARET A	10,143.94
DURR-HOLLIS, ANYA	14,221.31
EACH, MARCY A	2,981.02
EASTERLING, GWENDOLYN S	21,765.66
EDWARDS, STAN G	833.25
EISENBERG, BARBRA	35,098.16
ELLENS-SANDERS, LORI E	417.09
ELLIOTT, DEBORAH ANN	21,476.88
FASON, SHARON MARIA	5,214.30
FITZGERALD, PATRICK D	3,594.09
FLETCHER, JENNIFER	1,777.57
FLINCHUM (DONELAN), MELINDA LOU	1,443.51
FREMAULT, JOHN H	10,213.18
FRUIN, EMMETT MARK	7,868.35
GARDNER, MISTY CHARMAGNE	89,334.36
GARNER, ADRIENNE W	949.41
GARRISON, MINDY RAE	22,489.64
GELAW HENDERSON, SOPHIE	4,673.85
GILLOTT, CHRISTINE	4,008.71
GILLOTT, CHRISTINE	7,765.47
GOODMAN, PAULETTE MARIE	795.97
GOODWIN, MARCUS L	4,627.09
GRABER, GRETCHEN	6,486.34
GREEN, NEAL A	4,598.57
GREGORY, CLIFTON M	2,419.03
GRIFFIN, VERONICA LYNN	26,254.08
GURNEY, SCOTT	27,171.81
HAMPTON, SHALINA L	28,246.51
HARRIGAN, BRIDGET KATHLEEN	19,400.03
HARRIS, TRIS	250.47
HASTINGS, BRIAN L	3,890.14
HENDERSON, CHRISTINE A	3,311.05
HILL, EUGENE G	29,590.14
HOOVER, LATOSCHA R	4,884.00
HORGAN, STEPHANIE KRISTINE	9,578.89

HORTON, KEVIN B	9,519.50
HUANG, YI YUN	8,688.43
HUNTOON, JESSICA ANNE	15,322.48
INGRAM, DEANNA	15,594.43
JAMISON-THOMAS, CASSANDRA PAULETTE	19,869.67
JOHNSON, KENYA VERDELL	73,506.05
JONES, ALICE ANN	84,905.39
JONES, ALICE ANN	6,341.43
JONES, KENYATTA L	2,215.06
KADOW, LAUREN ELIZABETH	3,969.55
KAISER, GRETCHEN KATHERINE	954.56
KASTANES, JOHN	3,283.61
KELLEY, HILDRED MAUREEN	79,504.32
KELLY, ELLEN ROSE	3,695.67
KELLY, ELLEN ROSE	49,678.43
KERR, JESSICA P	13,063.21
KLAZURA PERHACH, KRISTEN	6,405.74
KRAMARCZYK, MARCUS ANTHONY	2,136.81
LAVEN, JESSICA	6,529.57
LEE, JIMMY D	644.18
LEE, JIYE	15,233.81
LEE, LINDSEY R	6,697.01
LIM, GILSUN	10,616.55
LOMBARD CRAIG, KELLY K	5,147.75
MAAYTEH, SYLVIA Y	35,091.03
MADDEN, COLIN JAMES	4,838.54
MATTINGLY, MONIQUE RENEE	7,752.40
MCCLELLAN, EBONI LANE	4,800.45
MCFARLAND, JANET L	1,116.95
MCGUIRE, SEAN DAVID	8,305.43
MCKELLER-NAYLOR, EDDYE	19,183.36
MCNULTY - SPENCER, KISHA LASHUNN	10,849.96
MCQUIRTER, CARLTON C	12,489.58
MEIER, LARISSA D	21,834.76
MEJIA, GABRIEL D	6,055.87
MELTON, PORCHA R	396.51
MERRILL, COREY	7,729.26
MITCHUM-EDWARDS, LILLIAN B	138.12
MOLENKAMP, SARAH RENEE	7,426.16
MORENO, STEVEN	4,389.12
MOSELEY, PAMELA H	24,156.95
NELSON, KIMBERLY L	917.85
NEWBERN, BRENDA FAYE	36,006.24
NISBETH, DAPHANIE B	9,979.32
NOTH, CHRISTOPHER JOHN	3,145.74
NOVICK, AMY MARIE	28,635.43
NUNO, FRANCISCO L	37,919.95
O'GILVIE, EDWARD	2,335.30
OCREY, JULIUS THOMPSON	45,546.59
OPPONG-WADIE, KWADWO	4,320.00
ORTEGA, JANIE M	26,314.19
OVERTON, ROSALYN	669.61
PAGOULATOS, JOHN	1,873.56
PANCER, HEATHER L	2,822.75
PANKONIN, WILLIAM	17,871.79

PARCHMAN, MARDIES M	2,039.06
PEREZ, EPIFANIO	6,202.92
PIETRZAK, LINDSAY A	10,866.18
POOLE JR., JAMMIE TENN	10,214.84
PORTER, PAMELA J	168.29
PRICE, KIARA NICOLE	8,688.44
PURDIE, ANDREA CHRISTINE	1,220.46
RACUSIN, MICHAEL A	677.47
RAMIREZ, LAURA J	3,450.00
RANGEL RAYMOND, LUZ E	3,224.96
REED, LAKITA E	4,484.06
REED, MOLLY KAYTE	1,622.76
REESE, CHERYLL JUNE	42,175.52
RICE, TABITHA	2,098.56
RICHARDSON, MARIA	32,284.52
RICHARDSON, MARIA	3,210.75
RIDER, ANGELINA CATHERINE	12,533.35
ROBERTS, RYAN J	20,331.88
ROBINSON, JEROME E	1,503.57
ROMAN, MARISOL	1,704.89
RYAN, ELLEN CAMILLE	15,818.88
SAATHOFF, ERIC PAUL	13,072.36
SANCHEZ, VERONICA	17,222.18
SANDERSON, MINICA LYNN	12,132.29
SANDOYA, LORENA	34,187.35
SANIDAD, NATHANIA	8,390.61
SCHMIDT, KAREN	14,162.02
SCHNEIDER, KATIE A	28,830.87
SHANKS, MITCHELL D	987.16
SHEEHY, MARIE E	336.00
SMITH, BARBARA A	591.89
SMITH, CYNTHIA RUTH	14,891.50
SMITH, ERICA E	174.57
SMITH, JUANITA	71,837.99
SOLARTE, VANESSA CRISTINA	3,928.94
SONG, MEEJUNG	8,950.63
STALLONE, LANA D	7,356.26
STAPANIAN, STEPHEN MICHAEL	66,523.26
TANKSON, BEATRICE	977.13
THOMPSON, DELORES J	134.43
THOMPSON, TARMIKA L	1,557.19
TORRADO, MIRIAM DEL CARMEN	3,987.25
TRAVIS, TABBIA	34,251.11
TROPP, AGNES	15,398.10
TWARDOWSKI, AMY M	12,728.19
VANDERVEEN, JENNIFER A	11,000.35
VANONI, DAVID JOHN	29,998.98
VARNADO, ANGELA	57,505.42
VAZQUEZ, JOSE LUIS	1,268.13
VEGA, VANESSA	22,426.66
WALKOWIAK, MILENA	2,887.98
WALTON, ANTHONY B	420.70
WESLEY-EDWARDS, ADRIEAN	2,655.00
WILLIAMS, JAMES V	839.46
WILSON, LINDSAY M	14,782.32

WINDHAM, GLORIA JEAN	198.43
WINTERS, THOMAS	22,057.06
WOJAK, LAUREN G	22,407.91
ZAJAC, PAUL	6,090.20
TOTAL TERMINATION REFUNDS	2,660,187.21
GRAND TOTAL OF ALL REFUNDS.....	3,883,463.21

Outside Time

The Committee on Claims and Service Credits reported that affidavits, or other evidence attesting to or certifying service in the public schools of the several states or in schools operated by or under the auspices of the United States outside of the City of Chicago were presented for the persons hereinafter listed.

The Committee recommended that the service described be approved for pension credit provided that the last five years of the member’s service shall have been rendered in a position covered by this Fund, the State Universities Retirement System or the Teachers’ Retirement System of the State of Illinois; a maximum credit for ten years shall be reduced by credit for such service validated by the State of Illinois; and three-fifths of the term of service for which an annuity is granted shall be in the public schools of the City.

Name	School	Service	Years
Bolek, Valerie J	Volta	Teaching	1.0000
Davila, Betzaida	Goethe	Teaching	5.9000
Fairchild, Dana L	Phoenix Military Acad. . .	Teaching	2.0000
Sullivan, Maureen	Agassiz	Teaching	3.0000

Chairperson Blackwell moved the Report of the Committee on Claims and Service Credits to the omnibus.

**REPORT OF THE COMMITTEE ON
FINANCE AND AUDIT**

Executive Director Performance Evaluation Update

Chairperson Padilla reported that at a previous Finance and Audit Committee meeting the Trustees agreed that the Executive Director’s performance evaluation form needed to be updated. Ms. Padilla indicated that she received input from the Trustees and those suggestions were incorporated into a revised evaluation form. Ms. Padilla distributed the updated evaluation forms and asked the Trustees to return the forms to Ms. Kristen Jurich, Human Resources/Office Services Supervisor, by January 25, 2012. Ms. Jurich will compile the results and present them to Mr. Kevin Huber, Executive Director, by January 31, 2012.

Salary Increase Granted to Internal Auditor

Chairperson Padilla reported that she received performance evaluation results from Trustees for Mr. Robert Jurinek, Internal Auditor. Ms. Padilla reported that based on the feedback from Trustees, she directed staff to grant Mr. Jurinek a 4% salary increase effective January 2012.

Administrative Expenses

The following administrative expenses were presented with the recommendations that they be approved.

Administrative Expenses 11/01/11 – 11/30/11		
Vendor	Description	Amount
AT & T MOBILITY	PHONE & DATA ACCESS, 8/22/11 - 10/21/11: HUBER	223.19
	DATA ACCESS, 8/22/11 - 10/21/11: TRUSTEES	591.50
AMERICAN EXPRESS	FAX BROADCASTING MINUTES	286.88
	CREDIT, PROMOTIONAL ITEMS, FIELD SERVICES	(245.80)
	REG., PREA CONF., 10/17/11 - 10/18/11, CHICAGO, IL: HEREDIA-LOPEZ, RUFF	220.00
HENRY P. ANSELMO	LEGISLATIVE CONSULTING, 11/1/11 - 11/30/11	8,333.33
ASPEN MARKETING SERVICES	ELECTION MAILING, TEACHER/TRUSTEE ELECTION, 11/4	9,932.86 *
BENNETT, SHARENA	REIMBURSE, CTPF EXPENSE REPORT, 10/20/11 - 11/4/11	127.85
BRADLEY CONSULTING GROUP INC	MIS CONSULTING SERVICE, 10/1/11 - 10/31/11	45,600.00
BUSINESS IT SOURCE	REMOTE ACCESS, 10/1/11 - 9/30/12	719.00
CDW COMPUTER CENTERS, INC.	APPLE IPAD	694.55
	HEADSETS	1,478.04
	COMPUTER SUPPLIES	475.27
CAFFE BACI	BREAKFAST, TRUSTEE MEETING, 11/17	163.21
CANVASSING BOARD	PENSION REPRESENTATIVE STIPEND, TEACHER/PENSION ELECTION, 11/4	1,600.00
CHICAGO MESSENGER SERVICE INC	DELIVERY SERVICE THRU 11/6	329.59
CHICAGO PRESS	PROCEEDINGS, HARD BOUND BOOKLETS, 7/2010 - 6/2011	1,790.00
CHICAGO PUBLIC SCHOOLS	SUBSTITUTE SALARY REIMBURSEMENT, TEACHER/TRUSTEE ELECTION, 11/4	4,642.96
	SUBSTITUTE SALARY REIMBURSEMENT, TRUSTEE MEETING, 11/17	829.10
CITRIX ONLINE	GO TO WEBINAR, 11/1/11 - 11/30/11	198.00
COM ED	ELECTRIC SERVICE, 10/6/11 - 11/4/11: SUITE 2600	2,909.04
CORKEY'S	BALANCE DUE, DINNER, TEACHER/TRUSTEE ELECTION, 11/4	123.79
CROWNE PLAZA	ROOM RENTAL, PENSION REP SEMINAR, 10/1	6,482.52
CUTTING EDGE DOCUMENT	SHREDDING OF CONFIDENTIAL DATA	115.00
DATA CONSULTANTS	PHONE MAINTENANCE CONTRACT, 12/15/11 - 12/14/2012	24,000.00
DAVIS, GAIL	REIMBURSE, TRUSTEE SUPPLIES	8.70
ELECTION SERVICES CORPORATION	BALANCE DUE, TEACHER/TRUSTEE ELECTION, 11/4	48,151.26

Administrative Expenses 11/01/11 – 11/30/11		
Vendor	Description	Amount
GAJEWICZ, TOM	REIMBURSE, VM WORLD 2011 CONF., 8/28/11 - 9/2/11, LAS VEGAS, NV	579.64
GARVEY'S OFFICE PRODUCTS	OFFICE SUPPLIES	769.05
HILTON OAK LAWN	ROOM RENTAL, OPEN ENROLLMENT, 10/11	4,873.00
HUBER, KEVIN B.	REIMBURSE, CAB FARES, OFF-SITE MEETINGS, CHICAGO, IL	128.00
	REIMBURSE, MILEAGE, OPEN ENROLLMENT, OAK LAWN, IL, 10/11	58.29
IMPACT NETWORKING LLC	COPIER SUPPLIES	22.50
INTL BUSINESS MACHINES CORP	BUSINESS CONTINUITY SERVICE, 10/11/11 - 10/31/11	1,899.00
IRON MOUNTAIN	COMPUTER DAILY BACKUP STORAGE, 9/1/11 - 9/30/11	566.91
JACKSON, RENARD	REIMBURSE, MILEAGE, TEACHER/TRUSTEE ELECTION, 11/4	14.36
KIRKLAND & ELLIS LLP	PENSION LITIGATION ENDING, 9/1/11 - 9/30/11	2,433.75
MCCORVEY, BOBBY	REIMBURSE, MILEAGE, TEACHER/TRUSTEE ELECTION, 11/4	29.41
MESSINA, JIM	REIMBURSE, MILEAGE, OPEN ENROLLMENT, 10/11	13.65
NEOFUNDS BY NEOPOST	REPLENISHMENT OF POSTAGE	2,090.70
NEOPOST INC	POSTAGE SUPPLIES	62.99
OAKSTONE WELLNESS	HEALTH NEWSLETTER, 11/11 - 11/12: STAFF	574.80
OFFICE CONNECTIONS	OFFICE SUPPLIES	626.19
RADENCIC, FRANCES	REIMBURSE, FAX BROADCASTING USAGE	200.00
	REIMBURSE, TRUSTEE SUPPLIES	15.57
	REIMBURSE, ELECTION DUE DILIGENCE, 10/20/11, NEW YORK, NY	1,650.26
	REIMBURSE, MILEAGE, OPEN ENROLLMENT, 10/7 & 10/11	68.05
REMER, PHYLLIS	REIMBURSE, MILEAGE, PRESENTATION AT CPS, 10/29	12.64
ROOKS, CHERYL	REIMBURSE, CTPF EXPENSE REPORT, 11/1/11 - 11/30/11	210.93
THE SIMONS GROUP, LLC	WEB DEVELOPMENT	960.00
SUBWAY	LUNCH, TEACHER/TRUSTEE ELECTION, 11/4	165.00
TERREMARK NORTH AMERICA INC	DATA VAULTING SERVICE, 9/1/11 - 9/30/11	3,007.35
TRANSUNION	ADDRESS LOCATION USAGE, 9/26/11 - 10/25/11	155.52
TRI-STAR CATERING	LUNCH, TRUSTEE MEETING, 11/17	354.10
UNISHIPERS CHICAGO NEAR NORTH	DELIVERY SERVICE THRU 11/4	183.14
VEGA, CECILIA	REIMBURSE, CTPF EXPENSE REPORT, 10/1/11 - 10/31/11	191.07

**Administrative Expenses
11/01/11 – 11/30/11**

Vendor	Description	Amount	
VISION MAI, LLC	LEGISLATIVE CONSULTING, 11/1/11 - 11/30/11		5,000.00
M & J WILKOW, LTD	RENT, 11/1 - 11/30/11	71,574.50	
	2010 OPERATING EXPENSE RECONCILIATION	(49,456.00)	
	WORK ORDERS, 9/1/11 - 9/30/11	421.07	22,539.57
WOMEN INVESTMENT PROFESSIONALS	MEMBERSHIP DUES, 1/1/11 - 12/31/12: HEREDIA-LOPEZ		150.00
XO COMMUNICATIONS	MONTHLY TELEPHONE SERVICE, 10/27/11 - 11/26/11		1,633.94
PHYSICIANS, DISABILITY APPLICANTS			
ACCESS MEDICAL EVALUATIONS	EVAL & REPORT, B.T. BY DR. MILLER	650.00	
	EVAL & REPORT, A.S. BY DR. UPADHYAY	500.00	
	EVAL & REPORT, P.C. BY DR. BENDITZSON	650.00	
	EVAL & REPORT, P.U. BY DR. EARMAN	650.00	
	EVAL & REPORT, P.C. BY DR. LAL	650.00	
	NO SHOW, W.L. BY DR. BENDITZSON	150.00	
	EVAL & REPORT, W.B. BY DR. LAL	650.00	
	EVAL & REPORT, R.C. BY DR. BREACHER	650.00	
	EVAL & REPORT, B.T. BY DR. KAY	650.00	
	EVAL & REPORT, S.Y. BY DR. UPADHYAY	650.00	
	EVAL & REPORT, S.Y. BY DR. BENDITZSON	650.00	
	EVAL & REPORT, P.B. BY DR. ROLAND	650.00	
RECORD COPY SERVICES	MEDICAL RECORDS, P.R. BY DR. MAHAFZAH	154.25	
	MEDICAL RECORDS, C.A. BY DR. GANDHI	69.75	
	MEDICAL RECORDS, C.A. BY DR. GANDHI	19.75	
	MEDICAL RECORDS, W.B. BY DR. ABDULMASSIH	69.75	
	MEDICAL RECORDS, R.C. BY DR. SILVER	84.75	
	MEDICAL RECORDS, R.C. BY DR. PLATTE	133.75	
	MEDICAL RECORDS, R.C. BY DR. GUPTA	228.75	\$ 7,910.75
		<hr/>	
		\$ 218,929.97	
REIMBURSEMENT TO FUND 11/1/11-11/30/11			
INTERNATIONAL FOUNDATION	IFEBP CONF., 11/10/12 - 11/14/12, SAN DIEGO: 5 TRUSTEES		\$ 10,475.00
FREED, JEANNE	NCTR CONF., 10/8/11 - 10/12/11, BALTIMORE		\$ 185.00
*REIMBURSED BY CAUCAS OF RANK & FILE EDUCATORS			

Administrative Expenses 12/01/11 – 12/31/11		
Vendor	Description	Amount
A & E RUBBER STAMP	OFFICE SUPPLIES	145.50
ADAMS, DON	REIMBURSEMENT, CTPF EXPENSE REPORT, 12/11	69.00
AMERICAN EXPRESS	FAX BROADCASTING MINUTES	286.88
	DEPOSIT, MADE IN AMERICA CONF., 1/22/12 - 1/24/12, LAS VEGAS, NV: KOTIS	155.68
	DEPOSIT, MADE IN AMERICA CONF., 1/22/12 - 1/24/12, LAS VEGAS, NV: ASHFORD	155.68
	DEPOSIT, MADE IN AMERICA CONF., 1/22/12 - 1/24/12, LAS VEGAS, NV: SIERRA	155.68
	OFFICE SUPPLIES	1,045.22
		1,799.14
HENRY P. ANSELMO	LEGISLATIVE CONSULTING, 8/1/11 - 8/31/11	8,333.33
	LEGISLATIVE CONSULTING, 12/1/11 - 12/31/11	8,333.33
		16,666.66
ASHFORD, LOIS	REIMBURSEMENT, MEETING & TRAVEL EXPENSE, 10/1/11 - 12/31/11	265.00
ATLAS STATIONARY	OFFICE SUPPLIES	97.56
BANKS-FALLIS, SHERON	REIMBURSEMENT, TURNING 65 SEMINAR, 11/29	183.10
BLACKWELL, JEFFERY	REIMBURSEMENT, MEETING & TRAVEL EXPENSE, 10/1/11 - 12/31/11	330.00
BOGFIRE INC.	DESIGN & LAYOUT, OCT & NOV E-NEWS	510.00
	DESIGN & LAYOUT, ELECTION E-MAIL	150.00
	DESIGN & LAYOUT, NEWSLETTER, FALL 2011	4,045.00
	DESIGN & LAYOUT, RETIREMENT SEMINAR POSTERS	520.00
	DESIGN & LAYOUT, DIGITAL PHOTO PROCESSING	1,500.00
		6,725.00
BRADLEY CONSULTING GROUP INC	MIS CONSULTING SERVICE, 11/1/11 - 11/30/11	45,600.00
CAFFE BACI	BREAKFAST, TRUSTEE EDUCATION WORKSHOP, 12/12	150.48
	BREAKFAST, INVESTMENT MANAGERS MEETING, 12/2	62.50
	BREAKFAST, TRUSTEE MEETING, 12/8	150.48
		363.46

<p style="text-align: center;">Administrative Expenses 12/01/11 – 12/31/11</p>		
Vendor	Description	Amount
CAPITAL ENVELOPE	ENVELOPES	3,628.10
CAPITOL FAX	FAX BROADCASTING, 1/30/12 - 1/30/13	350.00
CHICAGO MESSENGER SERVICE INC	DELIVERY SERVICE THRU 12/18	814.11
CHICAGO PUBLIC SCHOOLS	SUBSTITUTE SALARY REIMBURSEMENT, SENATE HEARING, 12/6	165.82
	SUBSTITUTE SALARY REIMBURSEMENT, TRUSTEE MEETING, 12/8	829.10
	SUBSTITUTE SALARY REIMBURSEMENT, TRUSTEE MEETING, 12/12	829.10
	SUBSTITUTE SALARY REIMBURSEMENT, INVESTMENT MANAGERS MEETING, 12/2	331.64
CHICAGO TRIBUNE	SUBSCRIPTION RENEWAL, 12/29/11 - 12/22/12: OFFICE COPY	234.00
CHRISTOPHER, LYNDIA J	REIMBURSE, CAB FARE, CHARTER SCHOOL MEETING, 12/7	15.00
CITRIX ONLINE	CTPF WEBINAR, 12/2/11 - 1/1/12	198.00
COM ED	ELECTRIC SERVICE, 11/10/11 - 12/6/11	2,854.17
COMGRAPHIC, INC.	PROCESSING, PENSION CHECKS & ADVICES, 11/11	6,846.61
	PROCESSING, PENSION CHECKS & ADVICES, 12/11	11,882.93
	PROCESSING, ANNUAL STATEMENTS	18,107.56
COOLERSMART USA LLC	MAINTENANCE, WATER DISPENSERS, 1/1/12 - 3/31/12	267.00
CORKEY'S	HOLIDAY LUNCH, CTPF STAFF, 12/16	781.50
CUTTING EDGE DOCUMENT	SHREDDING OF CONFIDENTIAL DATA	276.00
DELI TIME	LUNCH, TRUSTEE MEETING, 12/8	339.73
DIRECTV	SATELLITE RECEPTION, 11/10/11 - 12/9/11	6.00
	SATELLITE RECEPTION, 12/10/11 - 1/9/12	6.00
CANVASSING BOARD	PENSION REPRESENTATIVE STIPEND, TEACHER/PENSION ELECTION, 11/4	34,100.00
EDUARDO'S NATURAL PIZZA	LUNCH, TRUSTEE EDUCATION WORKSHOP, 12/12	226.95

Administrative Expenses 12/01/11 – 12/31/11		
Vendor	Description	Amount
FREED, JEANNE	REIMBURSEMENT, MEETING & TRAVEL EXPENSE, 10/1/11 - 12/31/11	240.00
GARVEY'S OFFICE PRODUCTS	OFFICE SUPPLIES	443.97
GOVT FINANCE OFFICERS ASSOC	2011 CAFR REPORT	1,095.00
GOLDSTEIN & ASSOCIATES	ACTUARIAL SERVICES, VALUATION OF RETIREE HEALTH INS. BENEFITS	10,000.00
	ACTUARIAL SERVICES, REVISED FY2010 RETIREE HEALTH INS. BENEFITS	2,000.00
	ACTUARIAL SERVICES, STATISTICAL TABLES	2,000.00
	ACTUARIAL SERVICES, ALTERNATE FUNDING PROJECTIONS	3,000.00
GREEN OFFICE PARTNER	OFFICE SUPPLIES	964.88
HARRIS-FAUST, REBECCA	TUITION REIMBURSEMENT, 1 CLASS	780.00
HILTON OAK LAWN	DEPOSIT, ROOM RENTAL, RETIREMENT SEMINAR, 3/5/12	3,500.00
HOLLEMAN, MICHELLE	GRAPHICS & DESIGN, PROCEEDINGS	5,380.00
	GRAPHICS & DESIGN, ELECTION MATERIAL	2,000.00
	GRAPHICS & DESIGN, ENVELOPE REVISION	50.00
	GRAPHICS & DESIGN, ELECTRONIC COMMUNICATIONS	1,210.00
	GRAPHICS & DESIGN, OPEN ENROLLMENT	1,300.00
	GRAPHICS & DESIGN, TURNING 65 SEMINAR	150.00
	GRAPHICS & DESIGN, CAFR REPORT, 2010	525.00
	GRAPHICS & DESIGN, WEB-SITE UPDATES, TRUSTEES	175.00
	GRAPHICS & DESIGN, WEB-SITE UPDATES, GENERAL	100.00
	GRAPHICS & DESIGN, NEWSLETTER, FALL 2011	4,650.00
	GRAPHICS & DESIGN, STAFF/TRUSTEE PHOTOS	355.00
INTL BUSINESS MACHINES CORP	BUSINESS CONTINUITY SERVICE, 11/1/11 - 11/30/11	1,899.00
		15,895.00

Administrative Expenses 12/01/11 – 12/31/11			
Vendor	Description	Amount	
	BUSINESS CONTINUITY SERVICE, 12/1/11 - 12/31/11	1,899.00	3,798.00
IMAGING OFFICE SYSTEMS, INC.	DOCUMENT CONVERSION SERVICES		424.28
IMPACT NETWORKING	KYOCERA COPIER		11,565.00
INTERNATIONAL FOUNDATION	ANNUAL MEMBERSHIP, 1/1/12 - 12/31/12		1,050.00
INTERPARK	MONTHLY PARKING, 12/1/11 - 12/31/11: J.BANGERT	230.00 *	
	MONTHLY PARKING, 12/1/11 - 12/31/11: FIELD REPS	1,150.00	
	MONTHLY PARKING, 12/1/11 - 12/31/11: PAYROLL DEDUCTIONS	875.00 **	2,255.00
IPSWITCH, INC.	FTP SECURE SITE, SOFTWARE AGREEMENT		473.00
IRON MOUNTAIN	COMPUTER DAILY BACKUP STORAGE CHARGES, 10/1/11 - 10/31/11	560.77	
	COMPUTER DAILY BACKUP STORAGE CHARGES, 11/1/11 - 11/30/11	520.21	1,080.98
JACOBS, BURNS, ORLOVE & HERNANDEZ	LEGAL SERVICES, 6/1/11 - 6/30/11	4,818.00	
	LEGAL SERVICES, 8/1/11 - 8/31/11	1,327.50	
	LEGAL SERVICES, 9/1/11 - 9/30/11	26,170.31	
	LEGAL SERVICES, 10/1/11 - 10/31/11	25,506.38	57,822.19
KIRKLAND & ELLIS LLP	PENSION LITIGATION, ENDING 10/1/11 - 10/31/11		9,255.95
KNIGHT, KATHLEEN	REIMBURSEMENT, MILEAGE, OPEN ENROLLMENT, 10/11	36.94	
	REIMBURSEMENT, LUNCH, OPEN ENROLLMENT, 10/5	7.76	44.70
KOTIS, CHRIS N.	REIMBURSEMENT, MEETING & TRAVEL EXPENSE, 10/1/11 - 12/31/11		165.00
NAME TAGS EXPRESS	OFFICE SUPPLIES		40.75
NATIONAL ASSN. OF PUBLIC PENSION ATTORNEYS	MEMBERSHIP DUES, 1/1/12 - 12/31/12		450.00
NATIONAL INSTITUTE ON RETIREMENT SECURITY	MEMBERSHIP DUES, 1/1/12 - 12/31/12		2,500.00

Administrative Expenses 12/01/11 – 12/31/11		
Vendor	Description	Amount
NATIONAL COUNCIL ON PUBLIC EMPLOYEE RETIREMENT SYSTEMS	MEMBERSHIP DUES, 1/1/12 - 12/31/12	3,000.00
NEOFUNDS BY NEOPOST	REPLENISHMENT OF POSTAGE	2,147.92
NORTH SHORE PRINTERS, INC.	RETIREMENT SEMINAR POSTERS & COVER LETTERS	1,458.00
	RETIREMENT SEMINAR POSTCARDS & POSTAGE	1,161.56
	LETTERHEAD	1,256.00
O'BRILL, JOHN F	REIMBURSEMENT, MEETING & TRAVEL EXPENSE, 10/1/11 - 12/31/11	40.00
OFFICE CONNECTIONS	OFFICE SUPPLIES	2,731.85
OGUNNAIKE, ADESUMBO	TUITION REIMBURSEMENT, 2 CLASSES	5,000.00
PADILLA, TINA	REIMBURSEMENT, MEETING & TRAVEL EXPENSE, 10/1/11 - 12/31/11	275.00
PENSION REAL ESTATE ASSOC.	BALANCE DUE, MEMBERSHIP, 1/1/11 - 12/31/12: HEREDIA-LOPEZ	82.50
PICTURE US GALLERIES	NEW TRUSTEE PHOTOS	231.80
PILDITCH, WALTER	REIMBURSEMENT, MEETING & TRAVEL EXPENSE, 10/1/11 - 12/31/11	385.00
RADENCIC, FRANCES	REIMBURSEMENT, ROBOCALL FOR MEDCO PHARMACY	1,000.00
	REIMBURSEMENT, OFFICE SUPPLIES	65.29
REHAK, JAY C.	REIMBURSEMENT, MEETING & TRAVEL EXPENSE, 10/1/11 - 12/31/11	290.00
REILLY, MARY SHARON	REIMBURSEMENT, MEETING & TRAVEL EXPENSE, 10/1/11 - 12/31/11	380.00
ROOKS, CHERYL	FINAL PAYMENT, TUITION REIMBURSEMENT, 1 CLASS	490.00
SIERRA, RODRIGO A.	REIMBURSEMENT, MEETING & TRAVEL EXPENSE, 10/1/11 - 12/31/11	160.00
SPECIALTY COFFEE SERVICE	COFFEE SUPPLIES	1,074.35
SPOT COOLERS	PORTABLE A/C UNIT FOR SERVER ROOM	700.00
STAPLES	OFFICE SUPPLIES	270.06

Administrative Expenses 12/01/11 – 12/31/11		
Vendor	Description	Amount
TERREMARK NORTH AMERICA INC	DATA VAULTING SERVICE, 10/1/11 - 10/31/11	3,099.60
	DATA VAULTING SERVICE, 11/1/11 - 11/30/11	3,118.05
		<u>6,217.65</u>
TRANSUNION	ADDRESS LOCATION USAGE, 10/26/11 - 11/25/11	50.00
U.S. POSTAL SERVICE	POSTAGE, RETIREMENT SEMINAR POSTCARDS	1,450.96
	POSTAGE, NEWSLETTER, FALL 2011	6,900.00
	PO BOX FEE, 1/1/12 - 12/31/12	1,050.00
		<u>9,400.96</u>
UNISHIPPERS CHICAGO NEAR NORTH	DELIVERY SERVICE THRU 12/16	322.32
WARD, JAMES F	REIMBURSEMENT, MEETING & TRAVEL EXPENSE, 10/1/11 - 12/31/11	495.00
WOHL, RAYMOND	REIMBURSEMENT, MEETING & TRAVEL EXPENSE, 10/1/11 - 12/31/11	245.00
VISION MAI, LLC	LEGISLATIVE CONSULTING, 12/1/11 - 12/31/11	5,000.00
M & J WILKOW, LTD	RENT, 12/1/11 - 12/31/11	71,574.50
	WORK ORDERS, 11/1/11 - 11/30/11	349.48
		<u>71,923.98</u>
XO COMMUNICATIONS	MONTHLY TELEPHONE SERVICE, 11/27/11 - 12/26/11	1,634.28
ZONE CORPORATE SOLUTIONS	QTY 2 - APPLE IPADS	1,277.56
ZOPP, ANDREA L	REIMBURSEMENT, MEETING & TRAVEL EXPENSE, 10/1/11 - 12/31/11	165.00
PHYSICIANS, DISABILITY APPLICANTS		
ACCESS MEDICAL EVALUATIONS,	EVAL & REPORT, C.A. BY DR. MILLER	650.00
	EVAL & REPORT, M.W. BY DR. MILLER	500.00
	EVAL & REPORT, C.A. BY DR. KAY	650.00
	EVAL & REPORT, B.T. BY DR. GALANTE	650.00
RECORD COPY SERVICES	MEDICAL RECORDS, P.S. BY DR. CLARK	299.25
	MEDICAL RECORDS, B.M. BY DR. NEELY	122.75

Administrative Expenses 12/01/11 – 12/31/11		
Vendor	Description	Amount
	MEDICAL RECORDS, G.K. BY DR. WALLY	143.75
	MEDICAL RECORDS, P.D. BY DR. SOLIS	136.55
		\$ 3,152.30
		\$ 408,260.82

* * REIMBURSED BY PERSONAL CHECKS

**REIMBURSED THRU PAYROLL DEDUCTIONS

Chairperson Padilla moved the Report of the Committee on Finance and Audit to the omnibus.

REPORT OF THE FINANCIAL SECRETARY

Financial Statement

The Financial Secretary presented a report on the Fund's net assets, changes in net assets, and supporting reports for the five months ending November 30, 2011, with the recommendation that it be approved and printed in the proceedings of this meeting.

STATEMENT OF PLAN ASSETS (INTERIM)		
	11/30/2011	06/30/2011
ASSETS		
CASH AND CASH EQUIVALENTS	\$ 415,429,855	\$ 504,803,138
RECEIVABLES:		
EMPLOYER	-	909,663
STATE OF ILLINOIS	4,353,750	4,408,180
EMPLOYEE	34,040,883	49,567,455
ACCRUED INVESTMENT INCOME	32,188,050	30,800,471
PARTICIPATING TEACHERS' ACCOUNTS FOR CONTRIBUTIONS	4,432,081	4,681,364
OTHER RECEIVABLES	664,433	747,610
	75,679,197	91,114,743
INVESTMENTS, AT FAIR VALUE:		
EQUITY	6,375,399,306	5,104,536,942
PUBLIC REITS	298,907,749	220,141,501
BONDS	1,818,104,817	1,862,164,013
HEDGE FUND	178,105,545	141,957,992
INFRASTRUCTURE	273,445,752	231,022,323
REAL ESTATE	663,847,803	549,194,297
PRIVATE EQUITY	310,556,330	265,604,804
DERIVATIVES	(544,216)	(4,085,797)
	9,917,823,086	8,370,536,075
FIXED ASSETS	3,311,495	3,167,576
TOTAL ASSETS	10,512,236,756	9,048,420,334
LIABILITIES		
ADMINISTRATIVE/ACCOUNTS PAYABLE	222,623,186	206,744,736
TOTAL LIABILITIES	222,623,186	206,744,736
NET ASSETS AVAILABLE FOR BENEFITS	\$ 9,290,057,903	\$ 10,344,086,736

STATEMENT OF CHANGE IN PLAN ASSETS (INTERIM)

	5 Months Ending 11/30/2011	12 Months Ending 06/30/2011
ADDITIONS:		
EMPLOYER:		
STATE OF ILLINOIS	\$4,353,750	\$42,971,400
CPS UNDERFUNDED CONTRIBUTIONS	-	137,799,321
FEDERAL FUNDS-CPS	6,252,638	27,818,279
SPECIAL LEAVES	5,438	119,685
FEDERAL HEALTH INSURANCE REIMBURSEMENT	2,745,362	10,338,661
RECIPROCAL COLLECTIONS	22	994
	<hr/> 13,357,210	<hr/> 219,048,340
EMPLOYEE:	68,320,995	185,762,951
INVESTMENT INCOME:		
INTEREST	33,693,864	104,080,159
DIVIDENDS	50,276,789	127,470,956
SECURITIES LENDING (NET)	2,216,887	4,601,984
REALIZED GAINS (LOSSES)	73,264,986	381,041,285
UNREALIZED GAINS (LOSSES)	(779,184,838)	1,547,671,332
MISCELLANEOUS INVESTMENT INCOME	-	620,222
	<hr/> (619,732,312)	<hr/> 2,165,485,938
MISCELLANEOUS OTHER	1,693	55,307
TOTAL ADDITIONS	<hr/> (538,052,414)	<hr/> 2,570,352,536
DEDUCTIONS:		
REFUNDS	7,273,802	27,180,518
PENSION BENEFITS	456,672,802	1,047,538,959
DEATH BENEFITS	1,485,525	3,260,860
HEALTH INSURANCE REBATE	29,891,588	78,892,292
INVESTMENT ADVISORY & CUSTODIAL	17,152,083	42,193,297
ADMINISTRATIVE & MISCELLANEOUS	3,500,616	9,527,938
TOTAL DEDUCTIONS	<hr/> 515,976,416	<hr/> 1,208,593,864
NET INCREASE (DECREASE)	<hr/> (1,054,028,830)	<hr/> 1,361,758,672
NET ASSETS AVAILABLE FOR BENEFITS AT BEGINNING OF YEAR	<hr/> 10,344,086,736	<hr/> 8,982,328,064
NET ASSETS AVAILABLE FOR BENEFITS AT END OF PERIOD	<hr/> <hr/> \$9,290,057,903	<hr/> <hr/> \$10,344,086,736

Administrative and Investment Expense Analysis

	Interim Ending 11/30/2011	Budget Year 2012	% of Budget to Date	Year Ending 06/30/2011	Year Ending 06/30/2010
Salaries	\$ 1,822,621	\$ 4,940,306	37%	\$ 4,608,637	\$ 4,235,544
Actuary fees	16,000	70,000	23%	70,750	68,000
Audit and Tax	8,690	155,000	6%	175,000	165,275
Banking Fees	20,276	56,400	36%	58,518	55,425
Consulting Fees	788	20,000	4%	3,631	10,376
Data processing expense	6,750	70,000	10%	47,145	77,809
Election expense	189,893	245,500	77%	214,331	250,358
Employee's health insurance	299,317	769,800	39%	664,504	610,313
Field Services/Pension Rep	21,606	60,200	36%	59,634	56,558
Health insurance consulting	35,000	53,500	65%	44,333	35,093
Insurance premiums	3,032	37,500	8%	35,359	31,965
Legal fees	104,167	250,000	42%	431,892	210,496
Legislative expense	59,811	160,000	37%	136,037	127,138
Maintenance of equipment, systems, software and support	74,958	179,900	42%	189,493	187,095
Medical fees	21,531	52,100	41%	57,097	55,443
Membership dues, subscriptions	4,995	14,700	34%	11,414	13,335
Office forms and supplies	21,625	53,100	41%	75,360	59,908
Office rent and utilities	333,407	942,700*	36%	888,722	912,895
Postage and Delivery	90,304	180,000	50%	182,321	142,305
Publications/Communication	73,741	185,000	40%	165,915	235,322
Records Management	690	15,000	5%	8,043	8,901
Studies and investigation	4,928	39,500	12%	6,896	43,715
System Consulting	227,917	815,000**	28%	540,988	542,950
Trustee conferences, seminars, and meetings	31,692	140,000	23%	100,295	128,149
Tuition/Training/Educ. Conf.	15,955	106,300	15%	70,193	46,896
Miscellaneous	10,922	39,600	28%	25,132	20,637
Total Administrative Budget	\$ 3,500,616	\$ 9,651,106	36%	\$ 8,871,640	\$ 8,331,901
Custodial	\$ 208,333	\$ 500,000	42%	\$ 400,000	\$ 440,000
Consulting	252,083	605,000	42%	474,338	525,000
Manager fees	16,666,667	40,000,000	42%	40,630,241	37,879,768
Fees for foreign exchange and real estate	25,000	—	—	688,718	894,012
Total Investment	\$ 17,152,083	\$ 41,105,000	42%	\$ 42,193,297	\$ 39,738,780
Fixed Assets (cost)	34,342	138,495	25%	143,337	128,581
Database (Pension Gold) project	—	—	0%	—	448,527
Performance Reporting Software	—	185,000	0%	—	—
Total Capital Expenditures	\$ 34,342	\$ 323,495	11%	\$ 143,337	\$ 577,109

Budget Adjustments

* light sensors \$8,850; approved on Oct 20th

** Additional I.T. Staff \$200,000 and Security Cameras \$20,000; approved on Dec 8th

Chairperson Padilla moved the Report of the Financial Secretary to the omnibus.

REPORT OF THE COMMITTEE ON PENSION LAW AND RULES

Chairperson Wohl presented the January 12, 2012, Pension Law and Rules Committee Meeting report (see Exhibit D attached). Chairperson Wohl reviewed the actions and ideas exchanged at the meeting. He reiterated that the purpose of meetings with CTPF stakeholders is to build consensus, education, communication, and legislation that will benefit all of the CTPF members. Mr. Huber presented reports outlining the current status of the Fund and the current view of legislation.

Chairperson Wohl asked Mr. Huber to update the Trustees on the Governor's meeting he attended with Mr. Steve Zahn, CTPF Legislative Lobbyist, on January 17 and 18, 2012. Mr. Huber reported that a group consisting of fund executive directors, pension fund actuaries and the governor's budget staff were called together by the Governor's office to have dialogue about pension funds. Mr. Huber indicated that COLAs and pension funding were main topics of discussion. He reported that ideas were presented however no solutions were proposed.

Ms. Padilla inquired about reports that Speaker Michael Madigan has formed a Committee on Pension Investments to examine the investments of state retirement systems in response to a letter from Representative Tom Cross regarding pension systems' investment strategies. Ms. Bukola Bello, CTPF Legislative Lobbyist, indicated that she will follow up with Representative Cross' staff to learn more about what is being reported.

Chairperson Wohl asked Ms. Bello and Mr. Zahn to update the Trustees on legislative initiatives for CTPF. Mr. Zahn informed the Trustees that the deadline to submit legislative proposals to the Legislative Reference Bureau for drafting is January 26, 2012. Mr. Zahn reviewed proposals that reflect the priorities of the pension fund as follows: 1) Eliminate the state offset of CTPF contributions; 2) Increase state contributions; 3) Increase fiscal year CPS contributions; 4) Increase retiree healthcare deferrals; and 5) Redefine the re-employment provision. Chairperson Wohl expressed that he would prefer an agenda focusing on one main agenda item. Some Trustees expressed concern about having not received the proposals prior to the discussion. Discussion ensued regarding the timeframe for consideration of a legislative agenda and the deadline for submitting the request to LRB. Ms. Bello and Mr. Zahn offered to draft official language for consideration by the Board. President Rehak proposed that the lobbyists work with CTPF attorney and staff to write official language to be considered by the Board. Mr. Zahn suggested that the Trustees submit an agenda to LRB in order to meet the January 26th deadline. Once the Trustees approve the drafted language, the legislation can be officially filed in February 2012.

Motion to Request Draft Legislation, Approved

A motion was made by Mr. Kotis, seconded by Ms. Reilly, and unanimously passed, to submit a request for draft legislation with the Legislative Reference Bureau on the five proposals as discussed.

The official draft legislation will be presented to the Trustees at the February 3, 2012, Pension Law and Rules Committee Meeting for consideration.

Mr. Sierra left the meeting.

REPORT OF THE PRESIDENT

President Rehak presented the December 12, 2012, Trustee Education Workshop Report (see Exhibit E attached).

Conference Requests

Mr. Rehak requested approval to attend the LA Trustee Network in Los Angeles in February 2012.

Mr. Kotis requested approval to attend the Pension & Investments Defined Contribution Conference in Miami in March 2012.

Ms. Freed requested approval to attend the Callan College in San Francisco in April 2012.

Mr. Wohl requested approval to attend the NCPERS Annual Conference in New York City in May 2012.

Mr. Blackwell and Ms. Padilla requested approval to attend the International Foundation New Trustee Institute in San Francisco in June 2012.

Ms. Ashford and Ms. Reilly requested approval to attend NASP 23rd Annual Conference in Baltimore in June 2012.

Motion to Authorize Trustee Travel, Approved

A motion was made by Mr. Kotis, seconded by Ms. Reilly, and unanimously passed, to approve the conference requests as listed above.

Trustees Rescind Request to Attend Conferences

Mr. Sierra withdrew his request to attend the IIR Public Fund Boards Forum in New Orleans, in December 2011 as previously approved.

Ms. Ashford and Mr. Sierra withdrew their requests to attend the FRA Taft-Hartley Benefit Fund Summit in Las Vegas in January 2012 as previously approved.

Mr. Wohl withdrew his request to attend the IIR GAIM USA Conference in Boca Raton, Fla., in January 2012 as previously approved.

Ms. Freed withdrew her request to attend the Callan Investments Institute in San Francisco in January 2012 as previously approved.

Mr. Blackwell and Ms. Padilla withdrew their requests to attend the International Foundation New Trustee Institute in Lake Buena Vista, Fla., in February 2012 as previously approved.

OMINIBUS VOTE

On a motion by Ms. Reilly, seconded by Mr. Kotis, and by unanimous vote, the foregoing committee reports which were moved to the omnibus were approved.

NEW BUSINESS

Trustee Vacancy Policy

President Rehak presented a revised Trustee Vacancy policy for consideration by the Board. Attorney Burns reviewed the language in the proposed policy and addressed questions raised by the Trustees. Ms. Zopp asked President Rehak why a new policy is being proposed. President Rehak responded that the new policy would ensure proper representation by the respective groups on the Board should a vacancy occur in the future. He expressed his concern about how the teacher Trustees were underrepresented when the last vacancy occurred.

Motion to Rescind Current Trustee Vacancy Policy, Approved

A motion was made by Ms. Ashford, seconded by Ms. Freed, to rescind the current Trustee Vacancy Policy. The motion passed by the following vote:

Ayes: Ms. Ashford, Mr. Blackwell, Ms. Freed, Mr. Kotis, Ms. Padilla, Dr. Pilditch, Mr. Rehak, Mr. Wohl – 8.

Abstentions: Ms. Reilly, Ms. Zopp – 2.

Motion to Adopt Trustee Vacancy Policy, Approved

A motion was made by Ms. Ashford, seconded by Ms. Reilly, to adopt the Trustee Vacancy Policy as amended. The motion passed by the following roll call vote:

Ayes: Ms. Ashford, Mr. Blackwell, Ms. Freed, Mr. Kotis, Ms. Padilla, Dr. Pilditch, Mr. Rehak, Ms. Reilly, Mr. Wohl – 9.

Abstentions: Ms. Zopp – 1.

EXECUTIVE SESSION

Motion to Go Into Executive Session, Approved

A motion was made by Mr. Wohl, seconded by Mr. Kotis, and unanimously passed, to go into executive session for the purpose of discussing litigation and personnel matters.

The executive session lasted from 3:23 p.m. to 4:53 p.m.

Mr. Kotis and Ms. Zopp left the meeting during executive session.

Motion to Return to Open Session, Approved

A motion was made by Ms. Ashford, seconded by Ms. Reilly, and unanimously passed, to return to open session.

Dr. Pilditch left the meeting.

Motion to Deny Appeal, Approved

A motion was made by Ms. Padilla, seconded by Ms. Reilly, and unanimously passed, to deny appeal No. 0112-01.

ADJOURNMENT

On a motion by Ms. Reilly, seconded by Ms. Ashford, and by unanimous vote, the meeting adjourned at 5:01 p.m.

Respectfully submitted,



Jay C. Rehak
President

PROCEEDINGS
OF THE
Board of Trustees
OF THE
**Public School Teachers' Pension and
Retirement Fund of Chicago**

Executive Session – Official Report

Thursday, January 19, 2012

An executive session of the Board of Trustees of the Public School Teachers' Pension and Retirement Fund of Chicago was held Thursday, January 19, 2012.

The President, Mr. Jay C. Rehak, called the meeting to order at 3:23 p.m.

ROLL CALL

Members present: Ms. Lois W. Ashford, Mr. Jeffery Blackwell, Ms. Jeanne Marie Freed, Mr. Chris N. Kotis, Ms. Tina Padilla, Dr. Walter E. Pilditch, Mr. Jay C. Rehak, Ms. Mary Sharon Reilly, Mr. Raymond Wohl, Ms. Zopp – 10.

Members absent: Mr. Rodrigo A. Sierra, Mr. James F. Ward – 2.

Also in attendance were Mr. Kevin B. Huber (*Executive Director*), Ms. Mary Cavallaro (*Health Insurance Manager*), and Mr. Joseph Burns, Ms. Tiffany Reeves, and Ms. Marisel Hernandez of Jacobs, Burns, Orlove and Hernandez (*Legal Counsel*).

Discussion ensued regarding litigation and personnel matters. No action was taken.

There being no further business, the executive session adjourned at 4:53 p.m.

Respectfully submitted,



Jay C. Rehak
President

EXHIBIT A

Investment Committee Informal Meeting

Recommendations/Actions

December 2, 2011

Attendees: CTPF Trustees: Mr. Jeffery Blackwell, Dr. Walter E. Pilditch, Ms. Mary Sharon Reilly, and Mr. James F. Ward; Staff and Consultants: Ms. Angela Miller-May, Mr. Ben Ruff, Mr. Kevin B. Huber and Ms. Carmen Heredia-Lopez; Consultant: Mr. Matt Shirilla.

At the June 20, 2006, Board meeting, Trustees were encouraged to attend Management and CTPF's "First Friday" monthly meetings with investment managers and service providers. These meetings provide access to ANY investment service provider that would like to meet with management and Callan and have a product that is potentially beneficial to the Fund. The attendees met with the following investment service providers on December 2, 2011:

- 9:30 Williams Capital Management – Dail St. Claire presented his firm's hedge fund of funds product. Williams seeks to construct portfolios that reflect the unique risk, return, and liquidity preferences of its clients.
- 10:00 DGAM - George Main and David Hay presented their firm's hedge fund of funds products. The products are designed to provide strong returns of LIBOR + 5%-10%, low volatility, and low correlation and beta to equities and fixed income.
- 10:30 Parasol Investment Management – Charles Self presented his firm's Global Enhanced Management Strategy. The strategy is designed to earn consistent, positive returns with complete liquidity and transparency in the current secular equity bear market.
- 11:00 Northpoint Capital – Peter Cahill and Joseph Malatesta presented their firm's Micro Cap and Small Cap strategy. Northpoint believes microcap stocks offer a proxy to private equity.
- 11:30 Madison Square Investors – Edward Ramos presented his firm's International Equity strategy. Madison Square focuses on long-term holdings in companies with diversified revenue streams.

The attendees listened to the respective presentations and asked questions of each service provider.

EXHIBIT B

Investment Committee Informal Meeting

Recommendations/Actions

January 6, 2012

Attendees: CTPF Trustees: Ms. Lois W. Ashford, Ms. Jeanne Marie Freed, Mr. Chris N. Kotis, Ms. Tina Padilla, Mr. Jay C. Rehak, and Ms. Mary Sharon Reilly; Staff and Consultants: Ms. Angela Miller-May, Mr. Ben Ruff, Mr. Gissel Gomez, Ms. Sue Baez, Mr. Kevin B. Huber and Ms. Carmen Heredia-Lopez; Consultant: Mr. Matt Shirilla.

At the June 20, 2006, Board meeting, Trustees were encouraged to attend Management and CTPF's "First Friday" monthly meetings with investment managers and service providers. These meetings provide access to ANY investment service provider that would like to meet with management and Callan and have a product that is potentially beneficial to the Fund. The attendees met with the following investment service providers on January 6, 2012:

- 9:45 Performance Trust Management – Jeff Smith presented his firm's Private Equity - Distressed Community Bank strategy. The firm is currently raising \$350M to invest in distressed community banks. Performance Trust Investment Committee and Investment Team seek to buy below market values, correct failures and provide growth to distressed community banks using the strategies of recapitalization and over capitalization.
- 10:30 Wellington Management Advisers – Daniel Sharp and Rich Gilmartin presented their firm's Global Opportunistic Bond Investment strategy. The firm has \$619B in AUM (39% equity, 47% fixed income and 14% multi-strategy) and seeks to use global fixed income as a mechanism for adding value opportunities, diversification and reduction of risk.
- 11:00 Millennium Management – Mark Dunn presented his firm's Multi-Strategy Hedge Fund strategy. The firm has \$13.4B in AUM and focuses on attractive risk-adjusted non market-correlated absolute returns. Millennium's core global investment strategies include: relative value fundamental equity, stat arb/quant, fixed income and merger arbitrage/event driven.
- 11:30 Anchor Investment Partners LLC – Sean George, William Taylor and Cindy Taylor presented their firm's Equities Hedging-Dividend Capture strategy. The firm focuses on producing dividend performance on equities using options collars to mitigate downside risk on the underlying equities and preserve capital. The strategy locks in dividends by ownership of underlying stock, regardless of changes in stock prices. Premiums are paid for Put protection and earned for Call Options.

- 12:30 GFG Asset Management LLC – Duane Garth and Kyle Bogardus presented their firm’s SMID Cap Growth, Value and Core products. The Detroit based firm, founded in 2008 focuses on fundamental analysis. The firm has \$7.1M in AUM and concentrates on providing investors with long-term capital growth through equities that trade at discounted valuations.
- 1:00 Neuberger Berman – Keith Beaudion and Tom Marthaler presented their firm’s Fixed Income strategy. The firm has over \$183B in AUM with \$85B in Fixed Income. The firm sees opportunity as a function of volatility and uses strong fundamental asset allocation analysis with effective sector and security selection to reduce and manage risk and produce positive returns.

The attendees listened to the respective presentations and asked questions of each service provider.

EXHIBIT C

Investment Committee Meeting

Recommendations/Actions

January 10, 2012, 9:41 a.m. – 2:51 p.m.

Attendees: Trustees: Ms. Lois W. Ashford, Mr. Jeffery Blackwell, Ms. Jeanne Marie Freed, Mr. Chris N. Kotis, Ms. Tina Padilla, Dr. Walter E. Pilditch, Mr. Jay C. Rehak, Ms. Mary Sharon Reilly, Mr. Raymond Wohl – 9.

Staff and Consultants: Mr. Kevin B. Huber, Executive Director, Ms. Carmen Heredia-Lopez, Director of Investments, Ms. Tiffany Reeves of Jacobs, Burns, Orlove & Hernandez, Legal Counsel, and Ms. Cara Wood of The Townsend Group, Real Estate Investment Consultant.

Report of the Real Estate Investment Consultant

Due Diligence Presentations

Real Estate Investment Managers representing Fremont Realty Capital, CB Richard Ellis, J.P. Morgan Asset Management, Macquarie, UrbanAmerica Advisors, Intercontinental, and Morgan Stanley Mezzanine Partners made routine due diligence presentation in accordance with the Fund's investment policy. Each manager reviewed portfolio, organization, philosophy, and performance, and addressed questions raised by the Committee.

Adjournment

On a motion by Ms. Reilly, seconded by Ms. Padilla, and by unanimous vote, the meeting adjourned at 2:51 p.m.

EXHIBIT D

Committee on Pension Law and Rules Meeting

Recommendations/Actions

January 12, 2012, 4:00 - 5:30 PM,

Attendees: Pension Trustees: Committee Chair Mr. Raymond Wohl, Ms. Jeanne Marie Freed, Ms. Tina Padilla, Mr. Jay C. Rehak. – 4

Staff and Guests: Kevin B. Huber, Executive Director; Frances Radencic, Director of Member Services; John Butterfield, Chicago Principals and Administrators Association (CPAA) and Retired Teachers Association of Chicago (RTAC); Gabe Lopez, CPAA lobbyist; Dick Lockhart and John Carr, RTAC lobbyists; Bukola Bello, CTPF and RTAC lobbyist; Steve Zahn, CTPF lobbyist, Jack Silver, Chicago Teachers Union Pension and Insurance Committee Chair and other interested persons.

Mr. Wohl welcomed all in attendance and stated the purpose of the meeting – to bring together all who have a vested interest in the ongoing discussion on the current pension crisis, to build consensus with all the CTPF stakeholders, and to discuss, draft and write legislation for the betterment of active and retired teachers and active and retired principals and administrators. All those present were invited to introduce themselves.

Mr. Huber gave a brief summary of the current status of the CTPF in a document prepared by the pension staff; in addition he reviewed current legislative actions of the past year. The governor has invited the directors of all of the state pension funds and their actuaries to a meeting at the governor's mansion on Tuesday and Wednesday, January 17 and 18th. The attendees requested that he report back to the group on the outcome of the meeting.

Lobbyists representing RTAC, CPAA, and CTPF provided summaries of their viewpoints and experience during the previous legislative session, and commented on what they believe is needed to help reverse the current attitude of legislators and the general public regarding public pensions.

A brainstorming session was conducted to generate ideas, concerns and priorities to build consensus towards drafting legislation for the true pension reform.

Priorities were identified through the brainstorming:

1. Educate the legislators, members and the general public about the CTPF and public pensions
2. Establish lobby day opportunities and organize the membership of the various constituent groups to participate – both locally and at a Springfield lobby days.
3. Develop a one-page Pension Fact Sheet for the members to use when meeting with legislators to educate and promote the CTPF.
4. Allow those who were not able to attend this first meeting, to add their input for future consideration.

Mr. Huber, Ms. Bello, and Mr. Zahn will work on developing the fact sheet.

The attendees agreed that this was a valuable and opportune meeting that should continue to meet and work, not only to educate, but also, perhaps to eventually work toward a proposal for controlling pension costs and properly funding pensions.

It was noted that all stakeholders need to be at the table at future meetings including the Chicago Teachers Union, RTAC, CPAA active and retired principals and administrators. CTPF will invite the CPS and other city stake holders as well as legislators to help draft legislation.

Although it was initially suggested that other outside groups be invited to join this effort, the fact that CTPF is not a state fund with its own needs and identity and the committee will wait to invite TRS, IFT, IEA and other state and local funds.

The respective representative lobbyists promised to provide the committee the current and upcoming legislative agenda's for the respective stakeholder constituent groups.

Next meetings for the Pension Law and Rules Committee meeting are scheduled for: Friday, February 3, 2012, 4:00 p.m., and Friday, February 17, 2012, at 4:00 p.m. in the CTPF board room.

Brainstorming notes and summary:

The notes are presented in the order in which they were stated.

- Meet with legislators regularly at their home (district) offices.
- Educate members
- Combine efforts to streamline
- Find common ground
- Need fact sheets – “leave behind” – for meeting with legislators.
- Identify other groups who have an interest
- Keep it (i.e. fact sheet) simple – one page summary
- Organize members by districts
- How we frame our facts is important
- What is each group willing to discuss?
- What shared goals?
- Community budget for media outreach
- Shared hosting and leadership of meetings
- Select specific lobbying date
- Educate public
- Keep ourselves educated on what the state has to offer
- Invite AFSCME, Police and Fire funds, Union, Other systems

Question: How do we best influence the legislators?

Goals Identified:

- I. Educate our membership, our legislators, the public regarding the facts about public pensions in general, and the CTPF pension in particular.
- II. Educate ourselves on what Springfield has to offer.
- III. Find common ground amongst the various stakeholders and work to combine efforts to streamline the process for reaching legislators.

Means to achieve goals:

1. Meet monthly or as often as possible, find common planning time (Mondays or Fridays worked best for the lobbyists.)
2. Develop strategy for reaching legislators, i.e. fact sheets, marketing and media campaign, lobby days, and meeting with legislators in their home districts regularly.

Specific steps to achieve:

1. Develop “fact sheets” and “leave behinds” for all stakeholders and legislators
2. Identify “Meet Your Legislators at Home office” dates – TBA
3. Organize members by district for lobbying efforts

Some topics for future discussion in terms of helping to resolve the pension crisis:

- A. What is each stakeholder group willing to “put on the table to discuss,” i.e. current and future benefits.
- B. Consider establishing a pooled fund for covering costs of marketing and media outreach.
- C. What common goals can we agree to?
- D. Share responsibility for hosting and leadership of the monthly meetings.

Adjournment

The meeting adjourned at 5:30 p.m.

EXHIBIT E

Trustee Education Workshop

December 12, 2011, 9:37 a.m. — 4:30 p.m.

Attendees: Trustees – Ms. Lois W. Ashford, Mr. Jeffery Blackwell, Ms. Jeanne Marie Freed, Ms. Tina Padilla, Mr. Jay C. Rehak, Ms. Mary Sharon Reilly, Mr. James F. Ward, Mr. Raymond Wohl, Ms. Andrea L. Zopp – 9.

Staff and Consultants: Mr. Kevin B. Huber, Executive Director, Mr. Joseph Burns and Ms. Tiffany Reeves of Jacobs, Burns, Orlove, Stanton & Hernandez (Attorney), Mr. Robert S. Molaro of Henry P. Anselmo and Associates and Ms. Bukola Bello of Vision MAI (Legislative Lobbyists), Mr. Sandor Goldstein and Mr. Ryan Gundersen of Goldstein and Associates (Actuary), and Ms. Gwelda Swilley-Burke of Callan Associates and Ms. Cara Wood of The Townsend Group (Investment Consultants).

CTPF consultants made presentations to the Trustees which covered Fiduciary, Legislative, Actuarial, and Investment education. CTPF staff and consultants addressed questions raised by Trustees.

Motion to Defer Health Insurance and Finance Presentations, Approved

A motion was made by Mr. Rehak, seconded by Mr. Ward to defer the Health Insurance presentation to the January 2012 Board Meeting, and the Finance presentation to the February 2012 Board Meeting. The motion passed by the following vote:

Ayes: Ms. Ashford, Mr. Blackwell, Ms. Freed, Ms. Padilla, Mr. Rehak, Ms. Reilly, Mr. Ward, Ms. Zopp – 8.

Nays: Mr. Wohl – 1.

Adjournment

The meeting adjourned at 4:30 p.m.

PROCEEDINGS
OF THE
Board of Trustees
OF THE
**Public School Teachers' Pension and
Retirement Fund of Chicago**

Regular Meeting – Official Report

Thursday, February 16, 2012

A regular meeting of the Board of Trustees of the Public School Teachers' Pension and Retirement Fund of Chicago was held Thursday, February 16, 2012.

The President, Mr. Jay C. Rehak, called the meeting to order at 9:46 a.m.

ROLL CALL

Members present: Mr. Jeffery Blackwell, Ms. Jeanne Marie Freed, Mr. Chris N. Kotis, Ms. Tina Padilla, Mr. Jay C. Rehak, Ms. Mary Sharon Reilly, Mr. Raymond Wohl – 7.

Members absent: Ms. Lois W. Ashford, Dr. Walter E. Pilditch, Mr. Rodrigo A. Sierra, Mr. James F. Ward, Ms. Andrea L. Zopp – 5.

Ms. Ashford and Ms. Zopp subsequently arrived during the Report of the Investment Consultant.

Dr. Pilditch subsequently called in during the Executive Session that began in the afternoon.

Also in attendance were Mr. Kevin Huber (*Executive Director*), Mr. Joseph Burns of Jacobs, Burns, Orlove and Hernandez (*Legal Counsel*), Mr. Matt Shirilla, Ms. Gwelda Swilley-Burke, and Mr. Gary Robertson of Callan Associates (*Investment Consultant*), Ms. Cara Wood of The Townsend Group (*Real Estate Investment Consultant*), Ms. Bukola Bello of Vision MAI (*Legislative Lobbyist*), Mr. Steve Zahn of Anselmo and Associates (*Legislative Lobbyist*), and various observers and staff members.

PUBLIC PARTICIPATION

Presentation by Louis Pyster

Mr. Louis Pyster, a retired member, voiced his opinion regarding funding and the retiree health insurance money.

COMMUNICATIONS

Illinois Freedom of Information Act Requests

The following persons made requests to the Fund in accordance with the Illinois Freedom of Information Act.

- Mr. Patrick Rehkamp, of the Better Government Assn., requested names and data on members who participated in the PEP from January 1, 2006, to present. The request was fulfilled.
- Mr. Timothy Novak, of the *Chicago Sun-Times*, requested correspondence between CTPF and DV Urban Realty Partners since October 14, 2011. Mr. Novak also requested capital calls made by DV Urban since July 1, 2011, total investments to date with DV Urban, and the most current audit of DV Urban. The request was fulfilled.
- Ms. Lois Nelson, a retired member, requested a recording of CTPF meetings in November and December 2011, and January 2012. The request was fulfilled.
- Mr. Jason Grotto, of the *Chicago Tribune*, requested pension and salary data for active CTPF members, active and retired CTU employees, and retired CTPF members. Mr. Grotto also requested an actuarial valuation as of June 30, 2011. The request was fulfilled.
- Mr. John O'Connor, of the Associated Press, requested an actuarial valuation as of June 30, 2011, an actuarial analysis of the impact of the repeal of the property tax levy, and the history of state funding of pensions in Illinois. The request was fulfilled.

APPROVAL OF MINUTES

Motion to Accept Minutes of Regular Board Meeting on January 19, 2012, Approved

A motion was made by Ms. Reilly, seconded by Mr. Kotis, and unanimously passed, to approve the minutes of the Regular Board Meeting on January 19, 2012.

REPORT OF THE INVESTMENT CONSULTANTS

Callan Associates

Review of 4th Quarter Performance Report

Ms. Gwelda Swilley-Burke and Mr. Matt Shirilla of Callan Associates reviewed with the Trustees the fourth quarter report for the period ending December 31, 2011.

Mr. Shirilla reviewed with the Trustees the capital markets commentary, and the Fund's performance in all asset classes and allocations. Mr. Shirilla reported that the Fund was valued at \$9.2B at the end of the fourth quarter. The Fund increased \$511M due to market appreciation while \$243M was withdrawn for benefit payments. In the fourth quarter of 2011, the Fund underperformed the Policy Target by 102 basis points and ranked in the 42nd percentile of Public Fund peers. Mr. Shirilla reported that the following managers are currently on the watch list: Taplin, Canida & Habacht, Western Asset Management, Adelante Capital Management, Piedmont Investment Advisors, Harris Investment Management, Lombardia Capital Partners and Leading Edge. Mr. Shirilla recommends removing Western Asset Management from the watch list. Callan will continue to monitor their performance. Callan addressed questions raised by the Trustees.

Motion to Remove Western Asset Management from CTPF's Watch List, Approved

A motion was made by Ms. Reilly, seconded by Ms. Ashford, and unanimously passed, to accept Callan's recommendation to remove Western Asset Management from CTPF's watch list in accordance with the Watch List Policy.

Emerging Markets Manager Search Memo

Ms. Gwelda Swilley-Burke reviewed with the Trustees the emerging markets equity manager search process and timeline memo. Ms. Swilley-Burke stated that as part of the implementation of the asset allocation strategy approved in 2011, Callan would like to initiate a manager(s) search to emerging markets equity portfolio. Ms. Swilley-Burke addressed questions raised by the Trustees.

Motion to Accept Callan's Recommendation to Proceed with the Emerging Markets Equity Search, Approved

A motion was made by Ms. Reilly, seconded by Ms. Padilla, and unanimously passed, to accept Callan's recommendation to proceed with the emerging markets equity search process and timeline.

Routine Due Diligence Presentations by Mesirow Financial, Muller & Monroe Asset Management and Adams Street Partners.

Investment managers representing Mesirow Financial, Muller & Monroe Asset Management and Adams Street Partners made routine due diligence presentations to the Board in accordance with the Fund's investment policy. Each manager reviewed their portfolio, organization, philosophy, and performance. The managers addressed questions raised by the Trustees. Callan addressed questions raised by the Trustees.

Private Equity Commitment Scenarios

Mr. Gary Robertson of Callan Associates reviewed with the Trustees the private equity commitment scenarios. Mr. Robertson presented the Trustees Scenario #1: Consistent Manager Allocations (Base Model) and Scenario #2: Smoother Annual Aggregate Commitments. Mr. Robertson stated that smoothing the aggregate annual commitments in Scenario #2 will reduce the evenness of the manager funding and the investment program at the portfolio company level. Mr. Robertson stated that the smoothed scenario will also introduce CTPF mandated performance bias on the two fund-of-funds managers. Mr. Robertson stated that Callan and CTPF staff believe scenario #1 is superior as it keeps each individual manager optimally and evenly funded and will maintain a smoother underlying portfolio company-level investment rate. Mr. Robertson stated that the pacing program increased investments with successful emerging managers from the current 14% of commitments to approximately 25%. Mr. Robertson stated that Callan took every scenario into consideration regarding funding. Mr. Robertson addressed questions raised by the Trustees.

Motion to Accept Callan's Recommendation and Adopt Scenario #1 from the Private Equity Commitment Scenario

A motion was made by Ms. Reilly, seconded by Ms. Zopp, to accept Callan's Recommendation and Adopt Scenario #1 from the Private Equity Commitment Scenario Dated February 16, 2012.

Motion to Table Above Motion, Approved

A motion was made by Mr. Wohl, seconded by Ms. Freed, to table above motion. The motion passed by the following vote:

Ayes: Ms. Ashford, Mr. Blackwell, Ms. Freed, Ms. Padilla, Mr. Rehak, Mr. Wohl – 6.

Nays: Mr. Kotis, Ms. Reilly, Ms. Zopp – 3.

REPORT OF THE PRESIDENT

Presentation of Service Award

President Rehak presented an award to Mr. John F. O'Brill in recognition of his outstanding service and dedication as Trustee of the Public School Teachers' Pension and Retirement Fund of Chicago from 2005-2011.

EXECUTIVE SESSION

Motion to Go Into Executive Session, Approved

A motion was made by Ms. Reilly, seconded by Ms. Freed, and unanimously passed, to go into executive session for the purpose of discussing personnel matters.

The executive session lasted from 1:15 p.m. to 2:33 p.m.

Motion to Return to Open Session, Approved

A motion was made by Ms. Reilly, seconded by Mr. Kotis, and unanimously passed, to return to open session.

Motion to Deny Appeal, Approved

A motion was made by Mr. Kotis, seconded by Ms. Zopp, to deny the appeal for reinstatement by a previously terminated employee. The motion passed by the following roll call vote:

Ayes: Ms. Freed, Mr. Kotis, Ms. Padilla, Dr. Pilditch, Mr. Rehak, Ms. Reilly, Mr. Wohl, Ms. Zopp – 8.

Nays: Ms. Ashford, Mr. Blackwell – 2.

Motion to Go Into Executive Session, Approved

A motion was made by Mr. Kotis, seconded by Ms. Reilly, and unanimously passed, to go into executive session for the purpose of discussing litigation.

The executive session lasted from 2:38 p.m. to 3:30 p.m.

Motion to Return to Open Session, Approved

A motion was made by Ms. Reilly, seconded by Mr. Kotis, and unanimously passed, to return to open session.

REPORT OF THE PRESIDENT

Trustee Travel Policy

President Rehak inquired about the current Trustee Travel Policy relative to local conferences. Discussion ensued regarding changing the policy to provide substitutes for Trustees who attend local conferences and require substitute coverage. The Board directed Attorney Burns to draft a revised policy for consideration at the next Board meeting.

REPORT OF THE EXECUTIVE DIRECTOR

CTPF Sick/Vacation Day Policy

Mr. Kevin B. Huber, Executive Director, reviewed the current sick/vacation day policy for CTPF employees. Mr. Huber presented alternative options for sick and vacation day payouts. The discussion was deferred.

G8/NATO Summits 2012

Mr. Huber discussed the impact of the upcoming G8/NATO Summits on CTPF office operations in light of reports of potential risk factors involving protests. President Rehak reported that normal office operations will remain in place and that CTPF should encourage members to avoid visits to CTPF during the summits to minimize travel inconvenience.

niences. President Rehak further suggested that employees request time off if they feel it is necessary.

REPORT OF THE COMMITTEE ON FINANCE AND AUDIT

Executive Director Performance Evaluation Results Presented

Chairperson Padilla presented the results of the Executive Director's performance evaluation. The overall evaluation was an "exceeds expectations" performance.

Finance and Audit Committee Meeting Scheduled

Chairperson Padilla scheduled a Finance and Audit Committee Meeting for March 7, 2012, at 4:00 p.m. for the purpose of reviewing the Internal Auditor's report and setting a time line for the 2013 Budget. Discussion ensued regarding operating expenses.

Motion to Extend Executive Director's Employment Contract

A motion was made by Mr. Kotis, seconded by Ms. Reilly, to extend the Executive Director's employment contract for 2 years, effective June 2014 to June 2016, and to freeze his salary for that period. Discussion ensued.

Motion to Postpone Motion to Extend Executive Director's Employment Contract, Approved

A motion was made by Mr. Wohl, seconded by Ms. Reilly, to postpone to the next regular Board meeting the previous motion to extend the Executive Director's employment contract. The motion passed by the following vote:

Ayes: Ms. Ashford, Mr. Blackwell, Ms. Freed, Ms. Padilla, Dr. Pilditch, Mr. Rehak, Ms. Reilly, Mr. Wohl, Ms. Zopp – 8.

Nays: Mr. Kotis – 1.

Mr. Kotis left the meeting.

ADMINISTRATIVE EXPENSES

The following administrative expenses were presented with the recommendations that they be approved.

Administrative Expenses 01/01/12 – 01/31/12		
Vendor	Description	Amount
AT & T MOBILITY	WIRELESS SYSTEM & DATA ACCESS, 10/22/11 - 11/22/11: HUBER	\$110.34
	DATA ACCESS, 10/22/11 - 11/21/11: TRUSTEES	\$295.75
	WIRELESS SYSTEM & DATA ACCESS, 11/22/11 - 12/21/11: HUBER	\$110.34
	DATA ACCESS, 11/22/11 - 12/21/11: TRUSTEES	\$334.09
AMERICAN EXPRESS	FAX BROADCASTING USAGE	\$286.88
	CREDIT/REFUND, OFFICE SUPPLIES	(\$7.60)
	MEMBERSHIP RENEWAL, 1/1/12 - 12/31/12: HUBER	\$55.00
HENRY P. ANSELMO	LEGISLATIVE CONSULTING, 1/1/12 - 1/31/12	\$8,333.33
ASPEN MARKETING SERVICES	MARKETING CAMPAIGN MAILING	\$1,959.52 *
ATLAS STATIONERS, INC.	OFFICE SUPPLIES	\$124.12
AU BON PAIN INC	LUNCH, TRUSTEE MEETING, 1/19	\$375.99
BRADLEY CONSULTING GROUP INC	MIS CONSULTING SERVICE, 12/1/11 - 12/31/11	\$45,600.00
BUSINESS & LEGAL REPORTS	ANNUAL SUBSCRIPTION, 1/1/12 - 12/31/12: HR TRAINER	\$320.08
BUSINESS IT SOURCE	QTY 2 - HP LAPTOP COMPUTERS	\$3,662.54
CDW COMPUTER CENTERS INC	COMPUTER SUPPLIES	\$1,039.53
CAFFE BACI	BREAKFAST, INVESTMENT MANAGERS MEETING, 1/6	\$62.50
	BREAKFAST, TRUSTEE MEETING, 1/19	\$150.48
	BREAKFAST, TRUSTEE MEETING, 1/10	\$150.48
CAVALLARO, MARY	REIMBURSE, HEALTH & WELFARE PLAN MGT CONF., 9/13/11 - 9/17/11. LAS VEGAS	\$873.51
CHICAGO MESSENGER SERVICE INC	DELIVERY SERVICE THRU 1/15	\$239.05
CHICAGO PRESS CORPORATION	NEWSLETTER, FALL 2011	\$13,633.84
	BUSINESS CARD STOCK	\$774.00
CHICAGO PUBLIC SCHOOLS	SUBSTITUTE SALARY REIMBURSEMENT, INVESTMENT MANAGERS MEETING, 1/10	\$829.10
	SUBSTITUTE SALARY REIMBURSEMENT, TRUSTEE MEETING, 1/19	\$829.10
CITRIX ONLINE	CTPF WEBINAR, 1/2/12 - 2/1/12	\$198.00
COM ED	ELECTRIC SERVICE, 12/6/11 - 1/9/12: SUITE 2600	\$3,205.50

Administrative Expenses 01/01/12 – 01/31/12		
Vendor	Description	Amount
COMGRAPHIC, INC.	PROCESSING, ANNUAL STATEMENTS	\$8,405.48
	PROCESSING, PENSION CHECKS & ADVICES, JAN 2012	\$11,393.76
		\$19,799.24
CUTTING EDGE DOCUMENT	SHREDDING OF CONFIDENTIAL DATA	\$138.00
DATA CONSULTANTS	PHONE EQUIPMENT & CONSULTING	\$774.00
DELI TIME	LUNCH, TRUSTEE MEETING, 1/10	\$319.37
DIRECTV	SATELLITE RECEPTION, 1/10/12 - 2/9/12	\$6.00
DOLPHIN ENTERPRISES	HP PRINTERS	\$461.49
FLEXERA SOFTWARE	INSTALLSHIELD 2012 EXPRESS SOFTWARE	\$349.00
GARVEY'S OFFICE PRODUCTS	OFFICE SUPPLIES	\$820.47
GODADDY	SECURITY CERTIFICATION: DOMAIN NAME CTPFERS.ORG	\$223.09
GOLDSTEIN & ASSOCIATES	ACTUARIAL SERVICES, 10/1/11 - 12/31/11	\$12,000.00
HEALTH CONCEPTS, LLC	LEASE, WATER DISPENSERS, 10/20/11 - 1/19/12	\$252.00
HOLLEMAN, MICHELLE	GRAPHICS & DESIGN, ANNUAL REPORT	\$200.00
	GRAPHICS & DESIGN, PROCEEDINGS	\$280.00
	GRAPHICS & DESIGN, COMMUNICATIONS	\$100.00
	GRAPHICS & DESIGN, FORM REVISIONS	\$225.00
	GRAPHICS & DESIGN, CAFR REPORT	\$4,312.00
	GRAPHICS & DESIGN, ELECTRONIC COMMUNICATIONS	\$325.00
	GRAPHICS & DESIGN, HEALTH INSURANCE WEB-SITE UPDATES	\$100.00
		\$5,542.00
HUBER, KEVIN B.	REIMBURSE, CTPF EXPENSE REPORT, 11/1/11 - 1/20/12	\$411.81
INTL BUSINESS MACHINES CORP	BUSINESS CONTINUITY SERVICE, 1/1/12 - 1/31/12	\$1,899.00
IMAGING OFFICE SYSTEMS, INC.	DOCUMENT CONVERSION SERVICES	\$2,843.37
INTERPARK	MONTHLY PARKING, 1/1/12 - 1/31/12: FIELD REPS	\$1,150.00
	MONTHLY PARKING, 1/1/12 - 1/31/12: J.BANGERT	\$230.00 **
	MONTHLY PARKING, 1/1/12 - 1/31/12: PAYROLL DEDUCTIONS	\$920.00 ***
		\$2,300.00
IRON MOUNTAIN	COMPUTER BACKUP STORAGE CHARGES, 12/1/11 - 12/31/11	\$584.12
JACOBS, BURNS, ORLOVE	LEGAL SERVICES, 11/1/11 - 11/30/11	\$28,163.14
KELLY, CHERLYN	REIMBURSE, MILEAGE, OPEN ENROLLMENT, 10/11	\$11.10
KIRKLAND & ELLIS LLP	PENSION LITIGATION ENDING, 11/1/11 - 11/30/11	\$3,743.13
KPMG, LLC	ADDITIONAL BILLING, 6/30/2010, AUDIT	\$26,130.00

Administrative Expenses 01/01/12 – 01/31/12

Vendor	Description	Amount	
	FINAL BILLING, 6/30/2011, AUDIT	\$175,000.00	\$201,130.00
KOSIEK, RENE	REIMBURSE, TRUSTEE SUPPLIES		\$4.39
LA TRUSTEE NETWORK	REG., LA TRUSTEE ROUNDUP 2012, 2/27/12 - 2/28/12: LOS ANGELES, CA: REHAK		\$150.00
MICROSYSTEMS, INC.	ANNUAL STORAGE & RECORD DESTRUCTION, 1/1/12 - 12/31/12	\$4,506.56	
	ANNUAL MICROFICHE STORAGE, 1/1/12 - 12/31/12	\$1,568.00	\$6,074.56
NEOFUNDS BY NEOPOST	REPLENISHMENT OF POSTAGE		\$151.50
NEOPOST INC	MAINTENANCE, MAIL MACHINE, 12/24/12 - 9/26/12	\$1,523.25	
	POSTAGE SUPPLIES	\$42.00	\$1,565.25
THE NEW YORK TIMES	SUBSCRIPTION, NEW YORK TIMES, 1/1/12 - 12/29/12: WOHL		\$351.00
NORTH SHORE PRINTERS, INC.	ANNUAL CAFR REPORT		\$2,183.00
NOTARY PUBLIC ASSOC OF IL	NOTARY RENEWAL, A. FERGUSON	\$49.00	
	NOTARY RENEWAL, D. CASTILLO	\$49.00	\$98.00
OFFICE CONNECTION	OFFICE SUPPLIES		\$438.79
PROGRESSIVE BUSINESS	ADMIN PROFESSIONAL NEWSLETTER, 1/1/12 - 12/31/12		\$195.50
REHAK, JAY C.	PER DIEM, LA TRUSTEE ROUNDUP 2012, 2/26/12 - 2/29/12, LOS ANGELES, CA		\$300.00
RENTACRATE INCORPORATED	OFFICE SUPPLIES		\$279.00
SPECIALTY COFFEE SERVICE	COFFEE SUPPLIES		\$368.85
STAPLES	OFFICE SUPPLIES		\$101.94
STATE FARM INSURANCE	WORKER COMP POLICY, 1/27/12 - 1/27/13		\$12,259.56
TERREMARK NORTH AMERICA INC	DATA VAULTING SERVICE, 12/1/11 - 12/31/11		\$3,142.65
TRANSUNION	ADDRESS LOCATION USAGE, 11/26/11 - 12/25/11		\$52.97
ULTRABAC SOFTWARE	MAINTENANCE, RECOVERY SOFTWARE, 12/30/11 - 12/30/12		\$260.00
UNISHIPPERS CHICAGO NEAR NORTH	DELIVERY SERVICE THRU 1/13		\$244.07
VEGA, CECILIA	REIMBURSE, CTPF EXPENSE REPORT, 12/1/11 - 1/9/12		\$291.96
VISION MAI, LLC	LEGISLATIVE CONSULTING, 1/1/12 - 1/31/12		\$5,000.00
WESTIN LAX LOS ANGELES	ACCOM., LA TRUSTEE ROUNDUP 2012, 2/25/12 - 2/29/12. LOS ANGELES, LA: REHAK		\$381.48
M & J WILKOW, LTD	RENT, 1/1/12 - 1/31/12	\$72,490.33	
	WORK ORDERS, 12/1/11 - 12/31/11	\$237.13	\$72,727.46

Administrative Expenses 01/01/12 – 01/31/12		
Vendor	Description	Amount
XO COMMUNICATIONS	MONTHLY TELEPHONE SERVICE, 12/27/11 - 1/26/12	\$1,633.81
PHYSICIANS, DISABILITY APPLICANTS		
ACCESS MEDICAL EVALUATIONS	EVAL & REPORT, G.K. BY DR. KAY	\$650.00
	EVAL & REPORT, G.K. BY DR. UPADHYAY	\$650.00
	EVAL & REPORT, D.D. BY DR. UPADHYAY	\$650.00
	EVAL & REPORT, B.M. BY DR. UPADHYAY	\$650.00
RECORD COPY SERVICES	MEDICAL RECORDS, M.W. BY DR. OATES	\$138.75
		\$2,738.75
		\$476,310.29
*REIMBURSED BY CREDIT UNION		
**REIMBURSED BY PERSONAL CHECK		
***REIMBURSED BY PAYROLL DEDUCTIONS		

Chairperson Padilla moved the Report of the Committee on Finance and Audit to the omnibus.

REPORT OF THE COMMITTEE ON INVESTMENTS

February 3, 2012, First Friday Manager Meeting Report Presented

President Rehak presented the February 3, 2012, First Friday Meeting report (see Exhibit A attached).

Investment Committee Reports

President Rehak recommended that the following investment reports be recorded in the proceedings of this meeting:

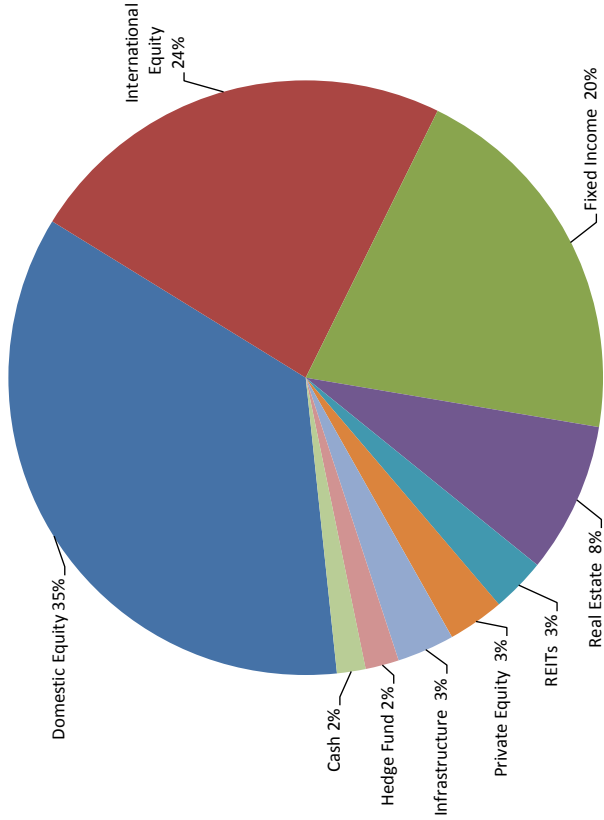
**Chicago Teachers' Pension Fund
Asset Allocation Summary**

(in millions of dollars)

Reporting for the Period ending December 31, 2011

	\$ Millions	% of Fund
Domestic Equity	\$ 3,268	35.5%
International Equity	\$ 2,168	23.5%
Fixed Income	\$ 1,875	20.3%
Real Estate	\$ 753	8.2%
REITs	\$ 271	2.9%
Private Equity	\$ 283	3.1%
Infrastructure	\$ 286	3.1%
Hedge Fund	\$ 169	1.8%
Cash	\$ 144	1.6%
Grand Total	\$ 9,217	100%

Asset Allocation



Chicago Teachers' Pension Fund
Market Values by Manager
(in millions of dollars)

Reporting for the Period ending December 31, 2011

Asset Class	Actual %	Actual %	Market Value		Net Change		
	of Total Portfolio	of Asset Class	(in millions)	(in millions)	(in millions)	%	
Target	12/31/11	12/31/11	12/31/2011	11/30/2011	\$	%	
Domestic Equity							
			\$70.4	\$70.0	\$0.4	1%	
			75.3	77.4	(\$2.1)	-3%	
			175.3	\$175.4	(\$0.1)	0%	
			<u>172.9</u>	<u>173.1</u>	<u>(\$0.2)</u>	0%	
	15.1%	Subtotal - U.S. All Capitalization Equity	\$493.9	\$495.9	(\$2.0)	0%	
			\$309.7	\$349.1	(\$39.4)	-11%	
			263.9	257.7	\$6.2	2%	
			196.6	200.1	(\$3.5)	-2%	
			223.7	220.4	\$3.3	1%	
			167.7	181.3	(\$13.6)	-8%	
			543.0	538.9	\$4.1	1%	
			134.7	133.5	\$1.2	1%	
			351.3	310.2	\$41.1	13%	
			<u>174.0</u>	<u>173.9</u>	<u>\$0.1</u>	0%	
	72.4%	Subtotal - U.S. Large Capitalization Equity	\$2,364.6	\$2,365.1	(\$0.5)	0%	
			\$97.3	\$99.5	(\$2.2)	-2%	
			105.9	103.8	\$2.1	2%	
			108.9	107.8	\$1.1	1%	
			97.2	96.6	\$0.6	1%	
			<u>0.06</u>	<u>91.2</u>	<u>(\$91.1)</u>	-100%	
	12.5%	Subtotal - U.S. Small Capitalization Equity	\$409.4	\$498.9	(\$89.5)	-18%	
31.25%	35.45%	100.0%	Total Domestic Equity	\$3,267.9	\$3,359.9	(\$92.0)	-3%

Chicago Teachers' Pension Fund
Market Values by Manager
(in millions of dollars)

Reporting for the Period ending December 31, 2011

Asset Class	Actual %	Actual %		Market Value		Net Change	
	of Total Portfolio	of Asset Class		(in millions)	(in millions)	\$	%
Target	12/31/11	12/31/11		12/31/2011	11/30/2011		
			International Equity				
			NTGI EAFE	\$117.1	\$118.2	(\$1.1)	-1%
			NTGI EAFE Value	64.0	64.4	(\$0.4)	-1%
			NTGI EAFE Growth	0.9	0.9	\$0.0	0%
			NTGI Transition	0.4	0.4	\$0.0	0%
			Earnest Partners	402.9	404.1	(\$1.2)	0%
			Lazard Asset Mgmt.	467.6	475.1	(\$7.5)	-2%
			Leading Edge Investment Adv.	88.3	89.9	(\$1.6)	-2%
			Morgan Stanley Inc.	490.9	492.1	(\$1.2)	0%
			William Blair Intl - All Cap Growth	<u>304.5</u>	<u>310.5</u>	<u>(\$6.0)</u>	-2%
	89.4%		Subtotal - International Large Cap Equity	\$1,936.6	\$1,955.6	(\$19.0)	-1%
			William Blair - Small Cap Int'l	<u>\$229.5</u>	<u>\$235.5</u>	<u>(\$6.0)</u>	-3%
	10.6%		Subtotal - International Small Cap Equity	\$229.5	\$235.5	(\$6.0)	-3%
31.25%	23.50%	100.0%	Total International Equity	\$2,166.1	\$2,191.1	(\$25.0)	-1%
			Fixed Income				
			García Hamilton	\$77.9	\$76.4	\$1.5	2%
			Pugh Capital	79.8	79.0	\$0.8	1%
			LM Capital Group	129.6	128.3	\$1.3	1%
			NTGI Fixed Income	1,007.4	997.2	\$10.2	1%
			Taplin, Canida & Habacht	<u>132.2</u>	<u>130.3</u>	<u>\$1.9</u>	1%
	76.1%		Subtotal - Core	\$1,426.9	\$1,411.2		
			Western Asset Mgmt	<u>\$448.6</u>	<u>\$442.7</u>	<u>\$5.9</u>	1%
	23.9%		Subtotal - Core Plus	\$448.6	\$442.7		

Chicago Teachers' Pension Fund
Market Values by Manager
(in millions of dollars)

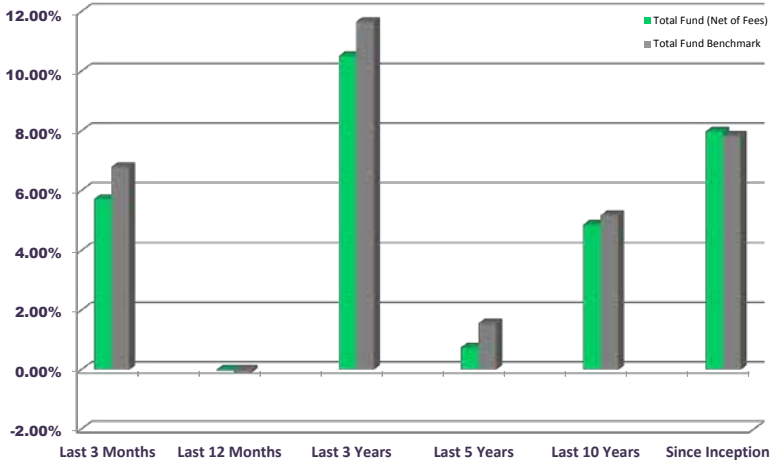
Reporting for the Period ending December 31, 2011

Asset Class	Actual %	Actual %	Market Value		Net Change		
	of Total Portfolio	of Asset Class	(in millions)	(in millions)	(in millions)	%	
Target	12/31/11	12/31/11	12/31/2011	11/30/2011	\$	%	
			Hispania Capital Partners LP	\$1.3	\$1.3	\$0.0	0%
			Hispania Fund 2	3.1	2.8	\$0.3	11%
			Hispania	4.4	4.1	\$0.3	7%
			ICV Capital Partners LP	6.0	5.9	\$0.1	2%
			Palladium Partners	6.1	6.8	(\$0.7)	-10%
			Pharos Capital Group	8.2	7.9	\$0.3	4%
			Syncom Venture Partners	4.5	4.5	\$0.0	0%
	10.3%		Subtotal - Direct Private Equity	\$29.2	\$29.2	(\$0.0)	0%
3.00%	3.07%	100.0%	Total Private Equity	\$282.8	\$291.9	(\$9.1)	-3%
			<u>Infrastructure</u>				
			JP Morgan Infrastructure Fund (Open-end)	\$148.1	\$148.1	\$0.0	0%
			Macquarie Infrastructure II	75.7	73.3	\$2.4	3%
			Macquarie European Infrastructure III	62.5	64.1	(\$1.6)	-2%
			Macquarie	138.2	137.4	\$0.8	1%
2.00%	3.11%		Total - Infrastructure	\$286.3	\$285.5	\$0.8	0%
			<u>Hedge Fund of Funds</u>				
			K2 Advisors	\$72.0	\$71.6	\$0.4	1%
			Mesirow Absolute Return	72.8	73.0	(\$0.2)	0%
			Pluscios	24.4	24.6	(\$0.2)	-1%
2.00%	1.84%		Total - Hedge Fund of Funds	\$169.2	\$169.2	\$0.0	0%
			<u>Cash</u>				
			Cash	\$144.6	\$111.7	\$32.9	29%
2.00%	1.57%		Total Cash	\$144.6	\$111.7	\$32.9	29%
100.00%	100.00%		Total Fund	\$9,217.0	\$9,270.4	(\$53.4)	-1%

Chicago Teachers' Pension Fund
Total Fund Performance

Reporting for the Period ending December 31, 2011

	Last 3 Months	Last 12 Months	Last 3 Years	Last 5 Years	Last 10 Years	Since Inception
Total Fund (Net of Fees)	5.72%	-0.03%	10.51%	0.75%	4.86%	7.98%
Total Fund Benchmark	6.80%	-0.10%	11.66%	1.56%	5.17%	7.84%



Chicago Teachers' Pension Fund
Investment Manager Performance Report
Domestic Equity

Reporting for the Period ending December 31, 2011

	Month Ending 12/31/2011	3 Months Ending 12/31/2011	YTD Ending 12/31/2011	12 Months Ending 12/31/2011	3 Years Ending 12/31/2011	5 Years Ending 12/31/2011	Since Inception	Inception Date
DOMESTIC EQUITY								
Gross of Fees	0.44%	12.08%	-0.66%	-0.66%	15.10%	0.11%		
Net of Fees	0.44%	12.03%	-0.84%	-0.84%	14.88%	-0.02%		
NTRS S&P 500								
Gross of Fees	1.02%	11.80%	2.20%	2.20%	14.19%	-0.22%	8.39%	4/1990
Net of Fees	1.02%	11.80%	2.20%	2.20%	14.18%	-0.23%	8.38%	
S&P 500 Index	1.02%	11.82%	2.11%	2.11%	14.11%	2.92%	8.47%	
Rhumbline R1000								
Gross of Fees	0.90%	11.84%	1.63%	1.63%	14.99%	N/A	-1.73%	5/2007
Net of Fees	0.90%	11.83%	1.62%	1.62%	14.97%	N/A	-1.73%	
Russell 1000 Index	0.84%	11.84%	1.50%	1.50%	14.81%	-0.02%	-1.94%	
New Amsterdam (NAP)								
Gross of Fees	-1.82%	8.89%	-2.88%	-2.88%	11.77%	-1.18%	9.53%	7/1992
Net of Fees	-1.82%	8.82%	-3.14%	-3.14%	11.47%	-1.48%	9.25%	
Piedmont Capital								
Gross of Fees	1.17%	10.70%	-3.93%	-3.93%	12.00%	0.34%	1.20%	8/2006
Net of Fees	1.17%	10.61%	-4.25%	-4.25%	11.62%	-0.72%	0.82%	
Waddell & Reed								
Gross of Fees	0.12%	11.65%	2.96%	2.96%	15.68%	3.21%	10.84%	1/1991
Net of Fees	0.12%	11.60%	2.77%	2.77%	15.43%	2.98%	10.63%	
Russell 1000 Index	0.84%	11.84%	1.50%	1.50%	14.81%	-0.02%	9.07%	
Holland Capital								
Gross of Fees	-1.61%	10.27%	4.88%	4.88%	19.71%	4.27%	8.49%	1/1994
Net of Fees	-1.61%	10.18%	4.63%	4.63%	19.31%	3.88%	8.12%	
Rhumbline Russell 1000 Growth								
Gross of Fees	-0.18%	10.62%	2.79%	2.79%	18.11%	N/A	0.34%	9/2007
Net of Fees	-0.18%	10.62%	2.78%	2.78%	18.09%	N/A	0.33%	
Russell 1000 Growth	-0.32%	10.61%	2.64%	2.64%	18.02%	2.50%	0.10%	
Zevenbergen Capital Mgmt								
Gross of Fees	-2.64%	7.69%	-10.10%	-10.10%	20.24%	4.81%	9.32%	8/1992
Net of Fees	-2.64%	7.58%	-10.46%	-10.46%	19.75%	4.34%	8.89%	
Russell 3000 Growth Index	-0.31%	10.94%	2.18%	2.18%	18.09%	2.46%	6.89%	
Channing Capital*								
Gross of Fees	0.44%	11.61%	-5.10%	-5.10%	N/A	N/A	15.17%	10/2011
Net of Fees	0.44%	11.61%	-5.10%	-5.10%	N/A	N/A	15.17%	
Channing Benchmark	1.98%	13.33%	-1.42%	-1.42%	18.18%	0.03%	20.67%	
Russell 3000 Value Index	1.98%	13.33%	-0.10%	0.10%	11.62%	-2.58%	15.52%	
Harris Investment								
Gross of Fees	2.88%	14.11%	3.99%	3.99%	11.80%	-0.51%	4.23%	6/1999
Net of Fees	2.88%	14.04%	3.75%	3.75%	11.49%	-0.82%	3.93%	

Channing Capital* - As of October, 2011, Channing's mandate was changed from Mid Cap Value (Inception 6/2009) to All Cap Value.

Channing Benchmark reflects Russell Mid Cap Value Index through 9/30/11 and Russell 3000 Value Index thereafter.

Chicago Teachers' Pension Fund
Investment Manager Performance Report
Domestic Equity

Reporting for the Period ending December 31, 2011

	Month Ending 12/31/2011	3 Months Ending 12/31/2011	YTD Ending 12/31/2011	12 Months Ending 12/31/2011	3 Years Ending 12/31/2011	5 Years Ending 12/31/2011	Since Inception	Inception Date
Lombardia Capital								
Gross of Fees	1.82%	12.32%	-0.22%	-0.22%	8.62%	-0.81%	4.24%	10/2004
Net of Fees	1.82%	12.24%	-0.48%	-0.48%	8.20%	-1.24%	3.80%	
Russell 1000 Value Index	2.02%	13.11%	0.39%	0.39%	11.55%	-2.64%	3.08%	
Credo Capital**								
Gross of Fees	-2.18%	11.07%	-5.09%	-5.09%	N/A	N/A	16.08%	6/2009
Net of Fees	-2.18%	11.07%	-5.09%	-5.09%	N/A	N/A	16.08%	
Credo Benchmark	-0.22%	14.99%	1.66%	1.66%	23.41%	3.12%	21.04%	
Russell 2000 Growth Index	-0.22%	14.99%	-2.91%	-2.91%	19.00%	2.09%	18.03%	
NTRS Structured Small Cap								
Gross of Fees	0.75%	14.96%	0.02%	0.02%	18.23%	1.60%	11.70%	6/1990
Net of Fees	0.75%	14.96%	0.02%	0.02%	18.16%	1.52%	11.62%	
Russell 2000 Index	0.66%	15.47%	-4.18%	-4.18%	15.63%	2.09%	10.07%	
Ariel Investment Small Value								
Gross of Fees	2.11%	20.33%	-10.79%	-10.79%	24.80%	1.07%	11.14%	4/1994
Net of Fees	2.11%	20.22%	-11.12%	-11.12%	24.33%	0.64%	10.75%	
Dimensional Fund Advisors (DFA)								
Gross of Fees	1.00%	15.92%	-6.75%	-6.75%	19.69%	-0.55%	11.44%	7/1996
Net of Fees	1.00%	15.92%	-6.75%	-6.75%	19.22%	-1.07%	10.90%	
Russell 2000 Value Index	1.57%	15.97%	-5.50%	-5.50%	12.36%	-1.07%	10.90%	
Attucks Asset Management								
Gross of Fees	0.13%	12.12%	1.52%	1.52%	15.96%	1.26%	4.58%	7/2004
Net of Fees	0.13%	11.93%	0.87%	0.87%	15.27%	0.56%	3.89%	
Progress Investment								
Gross of Fees	0.07%	11.51%	-1.30%	-1.30%	14.11%	0.21%	4.50%	7/2004
Net of Fees	0.07%	11.35%	-1.90%	-1.90%	13.43%	-0.47%	3.82%	
Russell 3000 Index	0.82%	12.12%	1.03%	1.03%	14.88%	-0.01%	3.84%	

Credo Capital** - As of October, 2011, Credo's mandate was changed from Mid Cap Growth (Inception 6/2009) to Small Cap Growth. Credo Benchmark reflects Russell Mid Cap Growth Index through 9/30/11 and Russell 2000 Growth Index thereafter.

Chicago Teachers' Pension Fund
Investment Manager Performance Report
International Equity

Reporting for the Period ending December 31, 2011

	Month Ending 12/31/2011	3 Months Ending 12/31/2011	YTD Ending 12/31/2011	1 Year Ending 12/31/2011	3 Years Ending 12/31/2011	5 Years Ending 12/31/2011	Since Inception	Inception Date
INTERNATIONAL EQUITY								
Gross of Fees	-1.05%	4.17%	-9.49%	-9.49%	11.86%	-1.45%		
Net of Fees	-1.05%	4.06%	-9.88%	-9.88%	11.35%	-1.77%		
Earnest Partners 3/2007								
Gross of Fees	-0.22%	5.35%	-10.61%	-10.61%	18.88%	N/A	2.56%	
Net of Fees	-0.22%	5.24%	-10.93%	-10.93%	18.36%	N/A	1.98%	
Lazard 12/2000								
Gross of Fees	-1.45%	4.65%	-9.21%	-9.21%	10.45%	-1.41%	4.68%	
Net of Fees	-1.45%	4.60%	-9.36%	-9.36%	10.08%	-1.84%	4.22%	
MSCI ACWI ex US Index	-1.10%	3.77%	-13.33%	-13.33%	11.20%	-2.48%	-3.38%	
NTGI EAFE 10/2011								
Gross of Fees	-0.95%	3.31%	N/A	N/A	N/A	N/A	3.31%	
Net of Fees	-0.95%	3.31%	N/A	N/A	N/A	N/A	3.31%	
MSCI EAFE Index	-0.95%	3.33%	-12.14%	-12.14%	7.65%	-4.72%	3.33%	
NTGI EAFE Value 10/2011								
Gross of Fees	-0.65%	2.67%	N/A	N/A	N/A	N/A	2.67%	
Net of Fees	-0.65%	2.67%	N/A	N/A	N/A	N/A	2.67%	
MSCI EAFE Value Index	-0.59%	2.74%	-12.17%	-12.17%	6.77%	-6.33%	2.74%	
Morgan Stanley 12/2007								
Gross of Fees	-0.09%	4.39%	-6.20%	-6.20%	8.25%	-1.43%	9.11%	
Net of Fees	-0.09%	4.27%	-6.59%	-6.59%	7.74%	-1.91%	8.64%	
MSCI EAFE Index	-0.95%	3.33%	-12.14%	-12.14%	7.65%	-4.72%	3.94%	
Leading Edge 3/2010								
Gross of Fees	-1.62%	3.97%	-14.88%	-14.88%	N/A	N/A	-4.40%	
Net of Fees	-1.62%	3.75%	-15.75%	-15.75%	N/A	N/A	-5.15%	
MSCI ACWI ex US Index	-1.10%	3.77%	-13.33%	-13.33%	11.20%	-2.48%	-2.80%	
William Blair-Growth 12/2009								
Gross of Fees	-1.94%	4.03%	-13.17%	-13.17%	N/A	N/A	4.83%	
Net of Fees	-1.94%	3.92%	-13.52%	-13.52%	N/A	N/A	4.39%	
MSCI ACWI ex US IMI Growth	-1.67%	3.72%	-14.66%	-14.66%	11.70%	-2.07%	1.93%	
William Blair-Small Cap 3/2007								
Gross of Fees	-2.43%	1.85%	-10.99%	-10.99%	21.84%	N/A	-1.79%	
Net of Fees	-2.43%	1.63%	-11.73%	-11.73%	20.81%	N/A	-2.87%	
MSCI ACWI Small Cap ex-US	-1.81%	0.04%	-18.50%	-18.50%	18.46%	-1.74%	-3.25%	
MSCI World Small Cap ex-US	-1.95%	0.69%	-15.81%	-15.81%	16.49%	-3.23%	-4.81%	

Chicago Teachers' Pension Fund
Investment Manager Performance Report
Fixed Income

Reporting for the Period ending December 31, 2011

	Month Ending	3 Months Ending	YTD Ending	1 Year Ending	3 Years Ending	5 Years Ending	Since Inception	Inception Date
	12/31/2011	12/31/2011	12/31/2011	12/31/2011	12/31/2011	12/31/2011		
FIXED INCOME								
Gross of Fees	1.30%	1.24%	8.06%	8.06%	8.57%	6.57%		
Net of Fees	1.30%	1.22%	7.98%	7.98%	8.49%	6.52%		
Northern Trust 11/1993								
Gross of Fees	1.24%	1.07%	8.61%	8.61%	6.61%	6.67%	6.29%	
Net of Fees	1.24%	1.07%	8.61%	8.61%	6.60%	6.66%	6.28%	
BC Government/Credit Index	1.29%	1.18%	8.74%	8.74%	6.60%	6.55%	6.26%	
Garcia Hamilton 8/2010								
Gross of Fees	1.98%	1.45%	5.14%	5.14%	N/A	N/A	3.22%	
Net of Fees	1.98%	1.40%	4.98%	4.98%	N/A	N/A	3.09%	
LM Capital 10/2004								
Gross of Fees	1.32%	1.20%	7.99%	7.99%	6.72%	7.02%	5.65%	
Net of Fees	1.32%	1.16%	7.81%	7.81%	6.53%	6.81%	5.45%	
Pugh Capital Mgmt 8/2010								
Gross of Fees	1.09%	0.92%	8.34%	8.34%	N/A	N/A	5.35%	
Net of Fees	1.09%	0.87%	8.06%	8.06%	N/A	N/A	5.13%	
Taplin, Canida & Habacht 10/2004								
Gross of Fees	1.65%	1.79%	8.29%	8.29%	9.39%	5.47%	4.91%	
Net of Fees	1.65%	1.75%	8.12%	8.12%	9.21%	5.30%	4.74%	
Western Asset 1/2003								
Gross of Fees	1.27%	1.48%	7.26%	7.26%	13.45%	6.27%	6.15%	
Net of Fees	1.27%	1.48%	7.11%	7.11%	13.25%	6.08%	5.96%	
BC Aggregate Index	1.10%	1.12%	7.84%	7.84%	6.77%	6.50%	5.33%	

Chicago Teachers' Pension Fund
Investment Manager Performance Report
Infrastructure

Reporting for the Period ending December 31, 2011

	Month Ending 12/31/2011	3 Months Ending 12/31/2011	YTD Ending 12/31/2011	1 Year Ending 12/31/2011	3 Years Ending 12/31/2011	5 Years Ending 12/31/2011	Since Inception	Inception Date
INFRASTRUCTURE								
Gross of Fees	0.30%	-0.31%	4.70%	4.70%	4.23%	N/A		
Net of Fees	0.30%	-0.54%	3.72%	3.72%	3.81%	N/A		
JP Morgan (open end)								
								3/1996
Gross of Fees	0.00%	-1.43%	3.31%	3.31%	3.32%	N/A	3.23%	
Net of Fees	0.00%	-1.86%	1.52%	2.57%	3.81%	N/A	2.50%	
Macquarie Infrastructure II								
								3/2008
Gross of Fees	3.41%	3.52%	11.85%	11.85%	10.30%	N/A	9.52%	
Net of Fees	3.41%	3.52%	11.85%	11.85%	10.30%	N/A	9.52%	
Macquarie European Fund III								
								3/2008
Gross of Fees	-2.57%	-2.05%	0.81%	0.81%	2.63%	N/A	3.78%	
Net of Fees	-2.57%	-2.05%	0.81%	0.81%	2.63%	N/A	3.78%	
Benchmark - Absolute				8.00%	8.00%	8.00%	8.00%	

Chicago Teachers' Pension Fund
Investment Manager Performance Report
Hedge Funds

Reporting for the Period ending December 31, 2011

	Month Ending 12/31/2011	3 Months Ending 12/31/2011	YTD Ending 12/31/2011	1 Year Ending 12/31/2011	3 Years Ending 12/31/2011	5 Years Ending 12/31/2011	Since Inception	Inception Date
HEDGE FUNDS								
Gross of Fees	0.05%	0.42%	-2.62%	-2.62%	N/A	N/A		
Net of Fees	0.05%	0.42%	-2.62%	-2.62%	N/A	N/A		
K2 Advisors 9/2009								
Gross of Fees	0.60%	3.01%	-4.13%	-4.13%	N/A	N/A	1.36%	
Net of Fees	0.60%	3.01%	-4.13%	-4.13%	N/A	N/A	1.36%	
Mesrow Absolute Return 10/2009								
Gross of Fees	-0.14%	-1.03%	-1.12%	-1.12%	N/A	N/A	1.84%	
Net of Fees	-0.14%	-1.03%	-1.12%	-1.12%	N/A	N/A	1.84%	
Pluscios 12/2010								
Gross of Fees	-0.99%	-2.56%	-2.47%	-2.47%	N/A	N/A	-2.12%	
Net of Fees	-0.99%	-2.56%	-2.47%	-2.47%	N/A	N/A	-2.12%	
T-Bill + 5%	0.42%	1.25%	5.10%	5.10%	N/A	N/A	5.11%	

Chicago Teachers' Pension Fund
Investment Manager Performance Report
Real Estate Investment Trust (REITs)
 Reporting for the Period ending December 31, 2011

	Month	3 Months	YTD	1 Year	3 Years	5 Years	Since	Inception
	Ending	Ending	Ending	Ending	Ending	Ending	Inception	Date
	12/31/2011	12/31/2011	12/31/2011	12/31/2011	12/31/2011	12/31/2011		
REAL ESTATE								
Gross of Fees	0.69%	1.91%	14.93%	14.93%	-5.22%	-2.31%		
Net of Fees	1.66%	9.21%	-4.34%	-4.34%	-5.44%	-2.54%		
REITs								
Gross of Fees	1.66%	9.32%	-3.95%	-3.95%	18.70%	-3.45%	9.73%	
Net of Fees	1.66%	9.21%	-4.34%	-4.34%	18.14%	-3.73%	9.57%	
Adelante								
								4/1990
Gross of Fees	4.44%	15.75%	10.34%	10.34%	22.95%	-2.76%	0.98%	
Net of Fees	4.44%	15.60%	9.75%	9.75%	22.39%	-3.03%	0.74%	
NAREIT Equity Index	4.79%	15.26%	8.28%	8.28%	21.04%	-1.42%	2.88%	
Morgan Stanley								
								4/1990
Gross of Fees	0.65%	7.30%	-8.87%	-8.87%	16.75%	-4.76%	9.25%	
Net of Fees	0.65%	7.12%	-9.44%	-9.44%	16.02%	-5.11%	8.62%	
Urdang								
								4/1990
Gross of Fees	1.12%	7.78%	-5.63%	-5.63%	19.36%	-1.11%	9.50%	
Net of Fees	1.12%	7.78%	-5.63%	-5.63%	19.07%	-1.28%	9.38%	
EPRA/NAREIT Dev REIT Index	0.94%	7.36%	-5.82%	-5.82%	16.17%	-5.28%	8.31%	

Chicago Teachers' Pension Fund
Diversity Report
MWDBE Investment Manager Usage
(in millions of dollars)

Reporting for the Period ending December 31, 2011

MWDBE Alternative Managers	2011	2010	2009	2008	2007	2006	2005
Adelante	\$63.8	\$59.7	\$33.9	\$73.6	\$49.8	\$51.8	-
Capri (\$45 million)	5.0	17.2	13.4	25.0	21.8	17.6	21.4
DV Urban (\$25 million)	11.9	15.4	8.0	4.9	3.5	-	-
Franklin Templeton (\$40 million)	5.5	-	-	-	-	-	-
Hispania (\$15 million)	4.4	3.0	1.0	-	1.2	1.1	0.6
Hudson Realty (\$25 million)	19.9	11.2	-	-	-	-	-
ICV Capital (\$7.5 million)	5.9	3.9	3.3	1.3	0.8	0.6	-
M2 ILPEFF (\$25 million)	13.7	18.3	10.6	8.8	4.5	2.5	0.7
M2 - MPEFF (\$10 Million)	6.3	-	-	-	-	-	-
Palladium (\$7.5 million)	6.1	5.4	3.4	3.1	2.9	1.2	-
Pharos (\$7.5 million)	8.2	7.6	5.7	3.9	3.2	2.1	-
Syncom (\$7.5 million)	4.5	3.9	2.8	1.4	0.7	-	-
Urban America (\$25 million)	14.3	13.8	16.0	9.3	3.6	-	-
Total Minority Owned Alternative Managers	\$169.5	\$159.4	\$98.1	\$131.3	\$92.0	\$76.9	\$22.7
Pluscios Management	\$24.3	\$25.0	-	-	-	-	-
Total Women Owned	\$24.3	\$25.0	\$0.0	\$0.0	\$0.0	\$0.0	\$0.0
Total Assets - Alternative Managers	\$193.8	\$184.4	\$98.1	\$131.5	\$89.1	\$75.7	\$22.7

Chicago Teachers' Pension Fund
Diversity Report
MWDBE Investment Manager Usage
(in millions of dollars)

Reporting for the Period ending December 31, 2011

MWDBE Equity Managers	2011	2010	2009	2008	2007	2006	2005
Apex	\$18.4	\$18.2	\$30.5	\$33.5	\$32.8	\$27.7	\$22.3
Ariel	105.9	120.3	119.6	168.8	237.9	199.0	239.0
Ativo Capital	20.0	25.8	16.7	22.9	16.7	-	-
Herndon Capital	103.3	87.0	59.1	75.6	65.7	-	-
Attucks (Manager-of-Managers)	-	-	0.1	-	-	-	-
Brown Capital	10.3	16.6	12.8	13.6	16.9	-	-
Channing	70.4	67.4	50.0	21.3	29.7	22.3	19.6
Credo	97.3	63.3	50.0	17.0	6.4	3.1	-
Decatur Capital	13.9	12.3	9.7	-	-	-	-
Denali	21.4	21.6	16.2	15.4	17.9	15.2	14.0
Earnest Partners	402.9	180.9	70.4	104.1	108.4	-	-
Fortaleza	24.1	18.1	14.4	22.9	24.2	20.9	25.7
GW Capital	13.6	9.0	6.5	5.8	6.7	-	-
Holland	196.6	172.2	103.1	134.6	142.3	123.9	122.0
John Hsu Capital	10.6	19.3	-	-	-	-	-
Leading Edge (Manager-of-Managers)	-	-	-	-	-	-	-
Lombardia	282.1	260.4	109.2	164.7	191.1	62.7	55.4
MarVista Capital	25.7	46.7	34.5	-	-	-	-
NCM Capital	26.0	27.8	3.9	5.9	14.5	11.4	9.5
Paradigm	23.0	22.9	17.1	23.6	28.0	7.7	-
Piedmont	134.7	142.9	104.3	153.8	118.4	39.6	36.5
Profit	25.4	25.3	15.7	40.0	39.9	39.3	44.7
Progress (Manager-of-Managers)	-	-	108.0	-	-	-	-
RhumbLine	661.1	777.0	562.7	701.4	504.1	-	-
Total Assets - Minority Owned Equity Managers	\$2,286.7	\$2,135.0	\$1,601.7	\$1,868.5	\$1,708.2	\$625.7	\$601.6
Campbell Newman	\$9.5	\$9.1	\$6.3	-	-	-	-
Locke Capital	-	-	14.9	25.8	27.3	-	-
New Amsterdam	181.3	185.2	185.5	255.9	294.7	258.1	246.3
Zevenbergen	77.4	84.3	53.1	68.4	71.5	59.4	52.7
Total Assets - Woman Owned Equity Managers	\$376.4	\$390.4	\$290.9	\$417.1	\$460.9	\$410.0	\$1,190.2
Total Assets - MWDBE Equity Managers	\$2,663.1	\$2,525.4	\$1,892.6	\$2,285.6	\$2,169.1	\$1,035.7	\$1,791.8

Chicago Teachers' Pension Fund
Diversity Report
MWDBE Investment Manager Usage
(in millions of dollars)

Reporting for the Period ending December 31, 2011

	2011	2010	2009	2008	2007	2006	2005
MWDBE Fixed Income Managers							
Smith Graham	-	-	-	-	\$62.6	\$62.1	\$65.6
Garcia Hamilton Capital	77.9	73.4	-	-	-	-	-
LM Capital	129.6	124.3	65.0	63.9	62.3	61.6	65.0
Total Assets - Minority Owned Fixed Income Managers	\$207.5	\$197.7	\$65.0	\$63.9	\$124.9	\$123.7	\$130.6
Pugh Capital	79.8	73.2	-	-	-	-	-
Taplin, Canida & Habacht**	-	-	-	115.9	119.7	119.1	123.9
Total Assets - Woman Owned Fixed Income Managers	\$79.8	\$73.2	\$0.0	\$115.9	\$119.7	\$119.1	\$123.9
Total Assets - MWDBE Fixed Income Managers	\$287.3	\$270.9	\$65.0	\$179.8	\$244.6	\$242.8	\$254.5
Total Fund MWDBE Assets	\$3,144.2	\$2,980.7	\$2,055.7	\$2,596.9	\$2,502.8	\$1,354.2	\$2,069.0
MWDBE Assets as % of Total Fund	34%	33%	27%	24%	23%	13%	13%
MWDBE Assets as % of Active Assets	37%	33%	29%	25%	26%	20%	20%

** On December, 2008 - Taplin, Canida & Habacht was acquired by a non-minority firm.

Chicago Teachers' Pension Fund
Diversity Report
Current MWDBE Allocation vs. Target MWDBE Allocation

(in millions of dollars)

Reporting for the Period ending December 31, 2011

	Market Value	% of Asset Class	Target Allocation	Allocation Difference
Total Fund Assets	\$ 3,144.20	34%	20%	14%
Total Active Assets	\$ 2,483.10	37%	25%	12%
Total MWDBE Equity	\$ 2,663.10	49%	30%	19%
Total Minority Equity	\$ 2,286.70	42%	25%	17%
Total Women Equity	\$ 376.40	7%	5%	2%
Total Disabled Equity	\$ -	0%	0%	0%
Total MWDBE Fixed Income	\$ 287.30	15%	15%	0%
Total Minority Fixed Income	\$ 207.50	11%	12%	(1%)
Total Women Fixed Income	\$ 79.80	4%	3%	1%
Total Disabled Fixed Income	\$ -	0%	0%	0%
Total MWDBE Alternatives	\$ 193.80	11%	10%	1%
Total Minority Alternatives	\$ 169.50	10%	10%	(0%)
Total Women Alternatives	\$ 24.30	1%	0%	1%
Total Disabled Alternatives	\$ -	0%	0%	0%

Chicago Teachers' Pension Fund
Illinois Based Investment Managers
(in millions of dollars)
Reporting for the Period ending December 31, 2011

	MV as of 12/11	2010	2009
Adams Street	572.2	\$68.0	63.3
Ariel Capital Management	105.9	120.4	131.4
Attucks Asset Management	175.3	176.2	152.7
Fortaleza Asset Management ¹	see below	see below	see below
Capri Capital Partners	5.0	4.7	5.8
Channing Capital Management	70.4	74.6	63.3
DV Urban	12.0	15.4	16.1
Harris Investment Management	263.9	278.5	194.2
Hispania Capital Partners	4.5	3.0	1.9
Holland Capital Management	196.6	190.1	0.0
Leading Edge Investment Advisors	n/a	n/a	n/a
Ativo Capital Management ²	20.0	22.3	18.7
Mesirow	155.4	143.0	131.6
Muller & Monroe Asset Management	20.0	18.3	12.3
Northern Trust Corporation	1,832.6	2,142.1	1,494.5
Pluscios Management	24.4	25.0	128.1
Progress Investment Management	n/a	n/a	n/a
Ativo Capital Management ²	0.0	3.5	2.9
Fortaleza Asset Management ²	11.5	8.2	6.2
Walton Street Capital	66.7	51.9	41.0
William Blair & Company	534.0	567.7	213.4
Total	3,570.4	3,913.0	2,677.5
IL Managed Assets as % of Total Fund	39%	42%	29%

¹Fortaleza Asset Management is a sub-advisor in the Attucks Asset Management Manager-of-Manager program. Both firms are located in Chicago. Therefore Fortaleza's assets are reported as part of Attucks' Total Market Value.

²Ativo Capital Partners and Fortaleza Asset Management are IL based sub-advisors in a Manager-of-Managers program where the Manager-Manager is not IL based.

President Rehak moved the Report of the Committee on Investments to the omnibus.

REPORT OF THE COMMITTEE ON CLAIMS AND SERVICE CREDITS

Application for Pensions

The Committee on Claims and Service Credits reported that applications for pensions are presented for persons, hereinafter listed, with the recommendations that they be approved and granted in the amount and under the conditions set forth herewith.

In the case of each applicant for service and disability pension, the employment of the teacher has terminated, the legally prescribed minimum years of teaching service were completed and requirements with respect to age, the Illinois Retirement Systems Reciprocal Act (if applicable) and the Illinois Pension Code were fulfilled.

Each applicant for a survivor's or reversionary pension furnished proper evidence of his/her right to receive such benefit.

Optional Service Retirement Pensions

01/01/2012 through 01/31/2012

Name of Member	School or Final Status	Ist Check Date	Years of Service	Effective Date	Annual Pension
ADORJAN, BLYTHE A	FIELD	01-03-2012	8.05	09-25-2011	8,639.64
* ASLAM, PARVEEN HAMEED	VON STEUBEN METRO	01-03-2012	8.16	11-21-2010	7,796.04
* BEACH, AMBRA EVANTOR	AREA INS OFFICE 1	01-03-2012	38.19	12-04-2011	79,587.00
* CHATFIELD, DOROTHY JEAN	JUAREZ COMM ACAD	01-03-2012	34.06	01-01-2012	63,800.76
CLARK, ADRIAN GAEL	HARPER H S	01-03-2012	11.93	09-28-2010	17,723.28
* DAVIS, PEARL HELEN	DUNBAR VOC H S	01-03-2012	20.04	11-20-2011	37,751.52
* GIVENS, PATRICIA LYNETTA	GOLDBLATT	01-03-2012	13.93	11-01-2011	22,835.64
* HABTEMICHAEL, ENDALE	CUFFE	01-03-2012	20.32	12-18-2011	32,838.12
* JOHNSON, CONNIE MARIE	ESMOND	01-03-2012	24.45	12-18-2011	41,528.28
* JOHNSON, EMILY W	FOSTER PARK	01-03-2012	17.02	01-01-2012	26,041.44
* JOHNSON, LEROY GLEN	C-W EDUC GENERAL	01-03-2012	20.38	10-23-2011	11,069.88
* LORDEN, DANIEL J	C-W EDUC GENERAL	01-03-2012	5.68	09-13-2011	6,969.72
* MARTIN, CARMEN ROSA	NORTH-GRAND H.S.	01-03-2012	28.01	12-06-2011	49,539.00
MARTINEZ, MARIA C	FORMER TEACHER	01-03-2012	11.60	09-25-2011	5,352.60
* MCLEAN, LAURA LEE	SENN METRO ACAD	01-03-2012	19.44	11-06-2011	31,990.80
* MISTER, DEREK KEITH	C-W EDUC GENERAL	01-03-2012	20.27	11-08-2011	25,031.16
* PALMORE, CHARLOTTE ELIZABETH	MCAULIFFE	01-03-2012	7.69	10-23-2011	12,646.56
* RICHMOND, KAREN VANESSA	BURBANK	01-03-2012	34.20	10-23-2011	50,867.88
ROGERS, VALENCIA LEONTYNE	POST SECONDARY EDUC-CW01-03-2012	2007-01-01	232.20	07-01-2011	48,645.48
* RUSSELL-FORD, ZENOBA	FULLER	01-03-2012	6.88	12-18-2011	9,232.32

* Denotes preliminary pension

* SANSING, HELEN MARIE	C-W EDUC GENERAL	01-03-2012	15.28	12-27-2011	23,672.40
* SHAW, ANTOINETTE CYNTHIA	BURNSIDE ACAD	01-03-2012	25.21	01-01-2012	46,017.24
* SHURNEY, DEBORAH BYRD	AREA INS OFFICE 1	01-03-2012	27.52	11-20-2011	70,377.48
* SIMPSON, DIANE	CHAPPELL	01-03-2012	24.32	08-27-2010	32,897.52
TESNOW, DAVID SCOTT	NORWOOD PARK	01-03-2012	6.00	06-22-2011	4,276.68
* TOREN, KATHRYN SUE	C-W EDUC GENERAL	01-03-2012	16.90	10-09-2011	28,471.80
* UDUEBOR, IRENE	C-W SPEC SVCS SUP	01-03-2012	23.06	01-01-2012	41,073.60
VO, TUYET LY	MCCUTCHEON	01-03-2012	18.25	01-01-2012	28,952.88
* WALLACE, TRUDY ANN	CW-ACAD ENHANCEMENT	01-03-2012	21.49	11-06-2011	41,915.52

Count of Optional Retirement Pensions: 29

Total Optional Retirement Pensions: 907,542.24

Average Pension: 31,294.56

Average Service Years: 19.33

Pensions Finalized

01/01/2012 through 01/31/2012

Name of Member	School or Final Status	Ist Check Date	Years of Service	Effective Date	Annual Pension
ACEVEDO, AURELIO	LOZANO BILINGUAL	08-01-2011	34.85	01-2012	122,025.48
ACHLER, JUDY M	C-W EDUC GENERAL	07-01-2011	41.56	01-2012	68,216.28
AKBAR, TEREATHA ALLEN	NEW FIELD SCHOOL	03-01-2010	19.92	01-2012	34,230.72
ALLEN, JOYCE MURRAY	WASHINGTON G	07-01-2011	35.28	01-2012	64,820.04
AMERIN, CYNTHIA	GOETHE	07-01-2011	35.40	01-2012	63,578.28
ANDERSON, MARCIA MARY THERESE	GREENE	07-01-2011	21.94	01-2012	39,121.56
ANDERSON-BRYANT, BRENDA LOREECE	CUFFE	08-01-2011	26.59	01-2012	73,993.08
AUSTIN, YVONNE	PLAMONDON	08-01-2011	41.45	01-2012	111,139.80
BACKSTROM, JULIENNE	MARSHALL MIDDLE	07-01-2011	35.75	01-2012	59,802.12
BALARK, JOAN A	C-W SPEC SVCS SUP	07-01-2011	40.15	01-2012	60,931.32
BANDAUSKAS, KATHLEEN MARIE	HEALY	07-01-2011	34.82	01-2012	60,776.04
BARAN, JEANINE	HUBBARD H S	07-01-2011	34.70	01-2012	61,689.48
BAULDRICK, PATRICIA ANN	C-W EDUC GENERAL	08-01-2008	37.72	01-2012	96,947.16
BERAN, DARLENE MARIE	EBERHART	07-01-2011	25.37	01-2012	48,298.32
BLASZAK-RESENDEZ, MARYANN	CURIE METRO H S	07-01-2011	35.76	01-2012	70,745.64
BRAKES, DIANA	RYERSON	08-01-2011	20.91	01-2012	38,706.36
BUSH, OSSIE	KENNEDY H S	07-01-2011	21.03	01-2012	38,378.64
CARTWRIGHT, JANE ELLEN	C-W EDUC GENERAL	07-01-2011	20.90	01-2012	35,528.16
CERVANTES, BRUNILDA ESTHER	SABIN MAGNET	07-01-2011	34.64	01-2012	63,097.80
CHEERS, ELOISE LOIS	O'TOOLE	08-01-2011	20.00	01-2012	32,155.80

* Denotes preliminary pension

CHILES, CHRISTLA BRENNIA	SCHURZ H S	07-01-2011	36.63	01-2012	61,689.48
CLARK, ADRIAN GAEL	HARPER H S	01-03-2012	11.93	01-2012	17,723.28
CONDREY, ROSE MARIE	DOUGLASS ACADEMY	07-01-2011	13.24	01-2012	23,966.76
CONRAD, CAROLYN THERA	C-W SPEC SVCS SUP	01-03-2011	8.41	01-2012	12,606.24
CORNBLEET, AILEEN GAIL	ARMSTRONG G	07-01-2011	23.16	01-2012	43,197.60
CRAWFORD, JACQUELINE ANNE	DISNEY MAGNET	07-01-2011	36.88	01-2012	60,761.88
DAHLBERG, JOAN	C-W EDUC GENERAL	05-01-2011	17.01	01-2012	28,586.28
DALMAU, NYDIA MARIA	BATEMAN	07-01-2011	21.68	01-2012	41,274.84
DAVIDSON, JOYCE DIANE	DEPT OF EARLY CHI	08-01-2011	38.53	01-2012	82,696.92
DAVIS, BETTY J	BEASLEY ACAD MAG	07-01-2008	38.29	01-2012	58,986.36
DIXON, JOAN ELIZABETH	PARKMAN	07-01-2011	34.57	01-2012	64,205.04
DONES, LUISA M	BRIGHTON PARK	07-01-2008	20.94	01-2012	33,892.44
DORSEY, MARY LEE	DUMAS	08-01-2011	37.28	01-2012	90,093.84
DROBNY, ARNOLD J	SCHURZ H S	07-01-2011	46.67	01-2012	67,512.00
EDISON, PEGGY ANN	EVERS	07-01-2011	27.30	01-2012	48,663.96
EISEN, MARLENE ANNE	HENSON	08-01-2011	33.98	01-2012	60,775.80
ENRIGHT, BEVERLY ROSE	KELVYN PARK H S	10-03-2011	19.47	01-2012	33,065.88
ERIKSON, JUDITH ELLEN	NORTH-GRAND H.S.	07-01-2011	35.83	01-2012	63,161.16
FAHEY, CAROL EILEEN	C-W EDUC GENERAL	08-01-2011	32.94	01-2012	61,310.52
FALCONER, RORY G	C-W EDUC GENERAL	02-01-2011	8.59	01-2012	8,087.16
FARLEY-GORDON, KATHERINE M	C-W EDUC GENERAL	07-01-2011	14.21	01-2012	20,615.88
FINEMAN, MICHAEL JAY	WARD LAURA	05-03-2010	16.93	01-2012	25,530.72
FLEMING, MAUREEN ANN	CHRISTOPHER	07-01-2011	30.47	01-2012	55,847.40
FOOK, TANYA LYNN	SHEDD BR	07-01-2011	37.05	01-2012	63,812.28
FRITZ, LIANNE KATHERINE	PEIRCE	08-01-2011	21.88	01-2012	43,896.24
GORAVICA, BARBARA LYNNE	HUBBARD H S	07-01-2011	35.80	01-2012	67,049.88
GOTHELF, NEAL	JEFFERSON N	08-01-2007	37.10	01-2012	68,616.60
GREENLEE, MARY LEE	C-W EARLY CHILDHO	07-01-2011	22.10	01-2012	42,538.68
HALL-HEINEMAN, PEGGY ANN	VON STEUBEN METRO	09-01-2011	13.32	01-2012	24,597.84
HARDEK, COLETTE MARIE	LENART	07-01-2008	36.37	01-2012	59,366.76
HAWKINS, JULIA MAE	C-W EDUC GENERAL	05-02-2011	25.90	01-2012	46,069.44
HAYMON, EARLEAN	CHICAGO VOCATIONA	07-01-2011	35.68	01-2012	64,269.36
HELMS, ARDELLA R	C-W EDUC GENERAL	08-01-2011	14.20	01-2012	24,035.40
HERRHOLZ, ROSE MARIE	MORRILL	08-01-2011	19.51	01-2012	36,329.76
HIEU, NGUYEN-TRUNG	CLEMENTE ACH ACAD	08-01-2011	35.10	01-2012	93,187.32
HOUSTON, MARILYN	C-W EDUC GENERAL	04-01-2011	41.46	01-2012	89,372.76
ISMAEL, ANN SHARON	H B STOWE	10-01-2010	38.78	01-2012	55,755.12
IVEY, BESSIE LEE	LELAND	07-01-2011	34.54	01-2012	67,416.12
JAMISON, ORA MARIE	TAYLOR	07-01-2011	24.60	01-2012	49,349.88
JENKINS, YVONNE CELESTE	C-W SPEC SVCS SUP	08-01-2011	19.00	01-2012	32,721.60

KELLY-COTTLE, MARY ELSA	CHICAGO VOCATIONA	08-01-2011	28.69	01-2012	49,330.80
KMIEC, DENNIS EDWARD	CARVER MILITARY	07-01-2011	35.67	01-2012	61,689.48
KULBEDA, SHARON JEAN	C-W SPEC SVCS SUP	11-02-2009	33.97	01-2012	58,873.68
LASKY, EDWARD DARIUS	KELVYN PARK H S	07-01-2011	26.65	01-2012	53,857.56
MAYS, PRECIOUS JANETTE	C-W EDUC GENERAL	08-01-2011	20.18	01-2012	33,112.92
MERICH, DOREEN	MARSH	07-01-2011	37.64	01-2012	60,906.00
MEYER, WILLIAM BRIAN	ROOSEVELT H S	07-01-2011	38.56	01-2012	65,910.96
NASH, VIOLET MARIE	BROWN	07-01-2011	39.05	01-2012	68,386.20
OGRADY, THOMAS MICHAEL	C-W SPEC SVCS SUP	07-01-2011	32.00	01-2012	58,836.96
PALES, ROBERT JOHN	HENSON	08-01-2011	40.77	01-2012	116,353.32
PARADISO, SUSAN VALERIE	SPENCER	07-01-2011	28.22	01-2012	52,491.36
PARDYS, SANDRA LEE	SULLIVAN H S	07-01-2011	37.06	01-2012	67,509.36
PERRY, CAROL YVONNE	ATTUCKS	08-01-2011	40.15	01-2012	106,877.40
PETERMAN, CAROLANNE SAWICA	KENNEDY H S	08-01-2011	36.35	01-2012	63,768.48
PHILLIPS, SHEILA MARIAM	BLACK BR	07-01-2011	34.01	01-2012	61,229.76
REEVES, GLORIA MARIA	BEASLEY ACAD MAG	07-01-2011	36.26	01-2012	66,447.12
RIVERA, VIRGINIA S	MCCORMICK	08-01-2011	35.52	01-2012	122,015.04
ROMANOWSKI, DONNA MARIE	KOHN	08-01-2011	22.06	01-2012	43,632.24
SAGODIC KOWALSKI, KAREN MARIE	STEVENSON	08-01-2011	35.61	01-2012	103,482.00
SALDANA, HERMENEGILDO	C-W EDUC GENERAL	12-01-2010	14.45	01-2012	13,862.76
SARACCO, MARIA IMMACULATA	HAUGAN	07-01-2009	22.03	01-2012	39,433.56
SAXINE, JOHN THOMAS	DIRKSEN	08-01-2011	34.25	01-2012	65,314.68
SCHWARZ, REINHARD WILLIAM	C-W SPEC SVCS SUP	07-01-2011	33.50	01-2012	69,600.24
SCOTT, JACQUELINE MARIE	YOUNG	07-01-2011	34.40	01-2012	59,832.48
SHIELDS-ELLIS, BEVERLY MARIETTA	HALE	07-01-2011	36.11	01-2012	60,479.16
SPANN, IRANELL	TILTON	08-01-2011	34.55	01-2012	60,326.76
SPECTOR, SARAH P	HIRSCH METRO H S	07-01-2011	34.27	01-2012	68,386.08
SPRATT, CEDRIC	C-W EDUC GENERAL	07-01-2011	12.56	01-2012	16,686.96
STACK, MARY GAIL	C-W EDUC GENERAL	09-01-2011	31.93	01-2012	49,732.44
STAMPS-WHITE, MARSHA FLORENE	LAWRENCE	07-01-2011	29.23	01-2012	41,724.48
THANOS, BERNADINE MARIE	MCKAY	08-01-2011	17.30	01-2012	32,312.76
TITTLE, ALICE MARIE	DAWES	08-01-2011	38.46	01-2012	102,807.00
VALENTINE, LINDA MARCINA	DUNBAR VOC H S	07-01-2011	34.54	01-2012	66,056.40
VAULTZ-POLK, SHELIA	PEABODY	07-01-2011	37.40	01-2012	67,416.00
WALK, LILLIE MAE	C-W EDUC GENERAL	07-01-2011	21.16	01-2012	31,194.36
WARE, PATRICIA	GRESHAM	07-01-2011	33.99	01-2012	61,223.64
WEST, KATHLEEN AGNES	GARVEY	09-01-2011	35.05	01-2012	61,066.32
WIGGINS, ODESSA	REVERE	08-01-2011	34.81	01-2012	60,775.68
WILLIAMSON, ARLIVIA ANNETTE	CHALMERS	08-01-2011	37.25	01-2012	61,380.48
WOOTEN, MARGARET ELLEN	SULLIVAN H S	08-01-2011	20.28	01-2012	37,988.52

WRIGHT, DIANN	HAINES	08-01-2011	33.97	01-2012	115,040.52
YBARRA, RICHARD	C-W SPEC SVCS SUP	05-02-2011	21.45	01-2012	40,542.00
ZUNIGA, FEBE	H B STOWE	07-01-2011	34.10	01-2012	63,547.44

Count of Pensions: 103	Total Optional Retirement Pensions:	5,898,259.92
	Average Pension:	57,264.66
	Average Service Years:	29.82

Reciprocal Pensions

01/01/2012 through 01/31/2012

Name of Member	School or Final Status	1st Check Date	Years of Service	Effective Date	Annual Pension
BARLETTA, GEORGE E.....	FORMER TEACHER.....	01-03-2012	4.58	11-14-2007	3,251.88
COPELAND, JOANETTA M.....	PICCOLO ELEMENTARY.....	01-03-2012	3.94	08-01-2011	5,752.32
DONALDSON, CHRISTINA E.....	FORMER TEACHER.....	01-03-2012	19.56	06-13-2011	21,634.08
FERNANDEZ, PAMELA.....	FORMER TEACHER.....	01-03-2012	1.40	09-01-2011	1,207.32
FILIPEK, DANIEL M.....	CURIE METRO H S.....	01-03-2012	2.57	06-22-2011	1,653.12
FULBRIGHT, DARLENE B.....	SUB POSTAL SERVICE.....	01-03-2012	26.41	10-22-2011	66,371.16
NONAS-GRONKOWSKI, ANGEL M.....	SUTHERLAND.....	01-03-2012	3.09	12-23-2011	5,282.88

Count of Reciprocal Retirement Pensions: 7	Total Reciprocal Retirement Pensions:	105,152.76
	Average Pension:	15,021.82
	Average Service Years:	8.79

Survivors' Pensions

01/01/2012 through 01/31/2012

Name of Member	1st Check Date	Years of Service	Effective Date	Annual Pension
AHERN, ANN F..... <i>(WIFE OF JAMES J AHERN)</i>	01-03-2012	37.60	11-01-2011	52,970.40
GREENBERG, EDITH..... <i>(WIFE OF HAROLD GREENBERG)</i>	01-03-2012	41.80	09-01-2011	27,679.20
LAMON, MARGARET R..... <i>(WIFE OF JOHN D LAMON)</i>	01-03-2012	33.60	12-01-2011	19,966.44
MEADE, BARBARA VICTORIA..... <i>(WIFE OF WILLIAM J MEADE)</i>	01-03-2012	34.20	11-01-2011	31,478.16
O'SULLIVAN, JOHN..... <i>(HUSBAND OF MARY B O'SULLIVAN)</i>	01-03-2012	3.30	11-01-2011	2,229.60

SASSANO, ALFRED	01-03-2012	28.10	11-01-2011	5,330.52
<i>(HUSBAND OF MARY A SASSANO)</i>				
SHUPRYT, ELIZABETH A	01-03-2012	25.10	09-21-2011	22,112.16
<i>(WIFE OF PATRICK JOSEPH SHUPRYT)</i>				
SMITH MARTIN, CORENE S	01-01-2012	27.93	12-02-2011	11,626.44
<i>(WIFE OF HARRELL MARTIN)</i>				
STERNBERG, CHARLOTTE H	01-03-2012	7.70	11-01-2011	6,132.72
<i>(WIFE OF ARNOLD STERNBERG)</i>				
TUCKER, ARTHUR L	01-03-2012	20.00	11-01-2011	16,345.68
<i>(HUSBAND OF SANDRA LYNN TUCKER)</i>				
WATKINS, LOUIS	01-18-2012	17.40	10-01-2010	11,880.24
<i>(HUSBAND OF ELLA B WATKINS)</i>				

Count of Survivors' Pensions: 11**Total Survivors Pensions:****207,751.56****Average Pension:****18,886.51****Average Service Years:****25.16**

Summary of Pensions Granted

01/01/2012 through 01/31/2012

At this Meeting		
Type of Retirement Pension	No	Annual
PENSIONS	29	855
RECIPROCAL SERVICE RETIREMENT PENSIONS	7	195
SURVIVOR PENSIONS	11	116
REVERSIONARY PENSIONS	0	1
PENSIONS FINALXED	103	326

Trustees inquired about pension amounts for various members as presented.

Death Benefits

The Committee on Claims and Service Credits reported that documents pertaining to claims for death benefits were examined and verified, and recommended approval.

In support of these claims, the Committee reported that death benefits were for persons whose dates of death were certified and whose heirs, beneficiaries, administrators or executors furnished proper evidence to receive such payments.

01/01/2012 through 01/31/2012

SINGLE PAYMENT OF DEATH BENEFIT

DECEASED

BENEFICIARY

ACKERMAN, SUZANNE	FRANCIS G ACKERMAN	5,000.00
BENSHOP, DOROTHY	DOROTHY K BENSHOP TRUST.....	5,000.00
BRODERICK, JOHN J	ANNE M BRODERICK	5,000.00
CARROLL, DOROTHY MARIE	PETER A. CARROLL	5,000.00
CARTER, FLORA M	FLORETTA GLOVER	5,000.00
DAVIS, METTA	ANDREW DAVIS	1,666.66
DAYIANTIS, GEORGE J	LORETTA T. DAYIANTIS	5,000.00
DUNNE, PATRICK C	JOSEPH A DUNNE	2,500.00
DURKIN, EILEEN M	SHEILA M DUNNE	2,500.00
	THOMAS PATRICK DURKIN	2,500.00
	MAUREEN ROY	2,500.00
ENGEZ, DOROTHY	CAROL IRVING	1,666.67
	JOANNE ROSCHMANN	1,666.67
	ROBERT VLIEK	1,666.66
FIRLIT, MARIE S	ESTATE OF MARIE S FIRLIT	5,000.00
FRANKLIN, MARILYN	JOEL FRANKLIN	2,500.00
	MARK FRANKLIN	2,500.00
FRENCH, VIRGINIA W	VAUGHN T FRENCH	2,500.00
	VICTOR M FRENCH	2,500.00
FRIED, ROBERTA B	NAOMI ABRAMS	1,250.00
	JOEL FRIED	1,250.00
	SUSAN FRIED	1,250.00
GARCIA, AMELIA V	VALDEMAR GARCIA	5,000.00
HOFFMAN, PATRICIA H	CAROLYN LEE STRATTAN	500.00
	GARR S STRATTAN	1,000.00

JEFFRIES, HELEN D	TOBI LYNN DENNIS	5,000.00
JOHNSON-HUMMONS, MARY ELIZABETH	JOHN T HUMMONS	5,000.00
JONES, GUSTAVUS A	GARY ALAN JONES	1,250.00
	JAMES CRAIG JONES	1,250.00
	TERRY LEE JONES	1,250.00
	DEBRA LYNN JONES-MORZUCH	1,250.00
LEHMAN, LILLIAN H	JOSEPH A LEHMAN	1,250.00
LEIBIK, PEGGY S	LEONORA M LEIBIK	5,000.00
LEON, CARMEN	HERIBERTO LEON	2,500.00
LESS, MARTHA H	JOHN W MILLER	5,000.00
LEVIN, JORDON	MARLENE S LEVIN	5,000.00
LEWIS, HANNAH C	ALVIN LEWIS	1,666.67
	EDWIN LEWIS	1,666.67
LONZO, LILLIE L	MARGO STACEY PHILLIPS	5,000.00
MAJEWSKI, SHIRLEY	ALBIN R MAJEWSKI	5,000.00
MARSHALL, CHRISTOPHINE A	CHRYSTAL MARSHALL	1,000.00
MCKINNEY, WALTER H	GINA LYNNETTE GRANT	1,000.00
	GISELE HAWKINS	1,000.00
MEYER, CHARLES H	LOUISE M. MEYER	5,000.00
MURPHY, HALLIE D	KELVIN E MURPHY	2,500.00
MURRAY, WILLIAM S	BETTY J. MURRAY	5,000.00
NORINI, GUIDO J	PENNY L KROL	1,666.67
	JAMES A NORINI	1,666.67
NUNZIATO, LILLIAN	CHARMAYNE M RIZZO	5,000.00
PANTER, RENA	GABRIEL W PANTER	5,000.00
PEISCHLE, MICHAEL A	LOIS M PEISCHL	2,500.00
	SYLVIA J PEISCHL	2,500.00
PETERS, HENRIETTE D	DORIS A PETERS	5,000.00
PIERCE, CLAUDETTE	KIM SMITH	2,500.00
PURNELL, FRED C	CARLA PURNELL	1,666.66
RHODEN, BARBARA	LISA K CATLIN	5,000.00
ROBINSON, EDWARD JAMES	DANIEL N ROBINSON	2,500.00
	JORDANA L ROBINSON	2,500.00
RUSSELL, ANN	PHILLIP J. CENTA	5,000.00
	PHILLIP J. CENTA	5,000.00
SCORZA, ERVING P	SARA PHYLLIS SCORZA	5,000.00
SHANNON, JAMES M	CORTNEE SHANNON	1,666.67
	MARCUS C SHANNON	1,666.66
	COREY M SHANNON	1,666.67
SMITH, MARY JANE	ROBERTA S DILLON	5,000.00
STEMLEY, EVELYN D	ALBERTA B CLARKSON	2,500.00

	LARRY ALVIN JENKINS	2,500.00
STONE, ROBERT H	SUZANNE S STONE.....	5,000.00
WALSH, VIRGINIA	ROBERT G WALSH.....	5,000.00
WARD, BERTHA F	EDGAR L WARD JR.....	1,666.67
	REGINALD M WARD.....	1,666.67
	EDGAR L WARD.....	1,666.67
WORTHINGTON, OLLYE	JAMES O WORTHINGTON JR.....	2,500.00
	EARL S WORTHINGTON.....	2,500.00
YOUNG, DORIS A	STEFAN K YOUNG.....	1,666.67
	VICTOR LEROY YOUNG.....	1,666.67
		<u>\$225,333.34</u>

REFUND OF CONTRIBUTIONS

DECEASED

BARNES-CHAPTON, SHEILA ANN
DURKIN, MARGARET THERESE
SIMMS, WILLIAM D
VARGO, KAREN ANN

BENEFICIARY

MELANIE N BARNES	4,193.32
ESTATE OF MARGARET DURKIN.....	1,866.37
JEWELL K OATES	1,456.53
RACHELLE M MIRABELLA.....	40,835.46
	<u>\$48,351.68</u>

GRAND TOTAL OF ALL DEATH BENEFITS \$273,685.02

Refunds

The Committee on Claims and Service Credits reported that documents pertaining to claims for refunds, listed herewith, were examined and verified, and recommended approval thereof. In support of these claims, the committee reported that: 2.2 excess contributions represent the additional amount contributed after 34 years of service refundable upon retirement provided the member does not choose the augmented pension rate; contract overpayments and refunds represent reductions and withdrawals of previously validated optional service and 2.2 upgrade contributions; excess contributions represent deductions outside of the statutory requirements; termination and other refunds are for persons no longer employed as members of the teaching force and, survivor contributions are for members with no eligible survivors at the time of retirement.

01/01/2012 through 01/31/2012

2.2 Excess Contributions

BLUSTEIN, ELLEN GELFAND.....	2,620.76
HUTCHINSON, JUANITA	6,229.20
JOHNSON, LAURAL ELAINE	5,446.34
MARTINEZ, RITO V	5,052.32
PAPPAS, GUS NICK.....	4,419.67
PERRY, CAROL YVONNE	7,770.76
ROBERTS, PHYLLIS L	6,059.02
YOUNG, WANDA JACKSON.....	3,325.95
TOTAL 2.2 EXCESS CONTRIBUTIONS.....	<u>\$40,924.02</u>

Contract Overpayment

FAULKNER, ROBERT JAMES	1,436.92
GARVIN, SHARON JEANNE	12,408.64
HUNTINGTON, JUDY LOUISE	2,465.06
LEFTWICH, ROSIE N.	2,508.52
MCCARTHY, KEVIN A.	16.94
MEYER, MARGARET THERESA	11,849.88
NEMON, CHARLES LEWIS	2,516.19
PARADISO, SUSAN VALERIE	793.81
THANOS, BERNADINE MARIE	1,368.99
TOTAL CONTRACT OVERPAYMENT	\$35,364.95

Contract Refund

EISEN, MARLENE ANNE	908.38
PAPPAS, GUS NICK	2,715.70
WARE, PATRICIA	905.81
WEBB BOOKER, SANDRA MARIE	4,402.56
WIGGINS, ODESSA	1,599.09
TOTAL CONTRACT REFUNDS	\$10,531.54

Excess Contributions

ABELMAN, JOANNE	43.74
AKBAR, TEREATHA ALLEN	11.79
AMERIN, CYNTHIA	24.68
ASHFORD, YOLANDA	92.48
BERAN, DARLENE MARIE	13.11
BLASZAK-RESENDEZ, MARYANN	266.16
CANAS, GRISELDA	178.73
CARTWRIGHT, JANE ELLEN	20.02
CASAD, SANDRA JOY	97.77
CERVANTES, BRUNILDA ESTHER	169.87
CHATONDA, ROSITA CAROL	5.77
CHEERS, ELOISE LOIS	24.15
CLARK, EDITH A.	97.81
COHLER, KAREN J.	188.16
DALMAU, NYDIA MARIA	36.49
DAVENPORT, BARBARA	161.05
DEAR, VICKIE DIANE	11.47
DIDIER, JEAN P.	271.46
DONES, LUISA M.	208.68
ERIKSON, JUDITH ELLEN	60.96
FAHEY, CAROL EILEEN	58.36
FALCONER, RORY G	176.81
FOOK, TANYA LYNN	27.33
FORD, BERNARD HARVEY	90.76
GARDNER, ESTHER E	70.02
GOLORKY, LENORA H.	265.89
GRUNTZEL, MARK ANTHONY	145.00
HAMMETT, SARAH ASHLEY	40.30
HAPANIEWSKI, VIVIAN M	41.54
HARRIS, LAMONT STEPHEN	43.76
HELMS, ARDELLA R	5.12
HELMS, ARDELLA R	220.41

HOURSTON, MARILYN	174.61
ISMAEL, ANN SHARON	18.00
KELLY-COTTLE, MARY ELSA	14.55
LITTLE DAVIS, JEANETTE	231.50
MARTY, JENNIFER D	105.49
MERICH, DOREEN	36.40
MOODY, MARTHA MAYNARD	164.26
MOORE, ROBERT EDSEL	27.24
PLUTA, CHRISTOPHER J	32.43
REEVES, GLORIA MARIA	37.99
REEVES, GLORIA MARIA	45.68
RENDER, MARSHA ROBIN	83.98
ROBINSON, JOHN COSTELLO	58.31
SCOTT, JACQUELINE MARIE	3.95
SHEERIN, ANGELA MARIE	34.40
SIRKEN, ADAM WHITMORE	13.78
SONG, MEEJUNG	14.19
SPANN, IRANELL	19.14
STACK, MARY GAIL	211.71
STEVENSON, KAREN D	10.75
WATKINS, DORIS JEAN	77.33
WEST, KATHLEEN AGNES	7.72
WILLIAMS, TAMMY L	852.91
WILLIAMSON, ARLIVIA ANNETTE	16.27
YOUNG, BRENNAN RICHARD	11.40
TOTAL EXCESS CONTRIBUTIONS	<u>\$5,473.64</u>

Other

BALLEW, HATTIE	3,230.09
CLARK, ABRAHAM SONGO	9,097.89
D'ONYEISE, HANNAH I	8,880.47
DAVENPORT, BARBARA	3,212.15
DIDIER, JEAN P	1,638.51
DYSON, MARK A	2,236.85
MCGLENNON VIDRO, CRESCENCE	32,011.84
ODELL, DIANE DANZY	11,552.92
PENMAN, DIONNE L	2,326.16
PITZER, RUSSELL E	1,440.29
VOLDRICH, ROBERT CARL	6,610.62
TOTAL OTHER	<u>\$82,237.79</u>

Survivor Contributions

ABELMAN, JOANNE	1,593.05
BEACH, AMBRA EVANTOR	20,384.73
BENNETT, BERYL MARIE	879.58
CANTU, ROSALINDA	2,357.11
CARRILLO, MIRIAM G	1,017.00
CARTER, LINDA ANNETTE	1,308.89
CHATFIELD, DOROTHY JEAN	16,508.56
CLARK, ADRIAN GAEL	5,751.05
CROWLEY, MARY ELIZABETH	891.34
CZABAFI, CSABA	925.72
EDDINGS, PATRICIA LYNN	782.92
ENRIGHT, BEVERLY ROSE	9,062.93

FREDMAN, SUSAN JOAN	10,792.12
FRITZ, LIANNE KATHERINE	10,868.05
GARCIA, MARIA DEL PILAR	1,604.61
GIBBS, EDITH	943.92
GIBBS, EDITH	48.77
GIVENS, PATRICIA LYNETTA	7,909.14
JOHNSON, LAURAL ELAINE	960.10
KELLY-COTTLE, MARY ELSA	777.87
MARTIN, CARMEN ROSA	14,532.61
MARTINEZ, RITO V	2,100.07
MCGAUGHEY-JONES, CYNTHIA YVONNE	914.49
MYRICK, GEORGIA	10,792.69
MYRICK, GEORGIA	546.56
PERRY, CAROL YVONNE	5,222.32
RENDER, MARSHA ROBIN	186.94
ROBERTS, RICHARD WILLIAM	9,647.05
ROCHMAN, HARRY	1,551.94
ROSENBERG, AURIA ELEANOR	10,962.77
SANSING, HELEN MARIE	6,792.97
SAULSBERRY, LAURENA B	609.76
SHAH, GLORIA HAYDEE	1,055.53
SIMONS, HELEN	971.02
SIMPSON, DIANE	12,084.76
TOREN, KATHRYN SUE	8,493.38
VALENTINE, LINDA MARCINA	971.34
WICKUM, SUZANNE L	3,342.31
WOOTEN, MARGARET ELLEN	10,644.03
TOTAL SURVIVOR CONTRIBUTIONS	\$.196,790.00

Termination Refunds

ABRAMS, VENITA M	47,550.14
AGNES, EVA	526.16
ANICHINI, HEATHER M	7,048.96
ASHLEY, JILLIAN LENISE	11,709.06
BACKING, RACHEL ANNE	8,625.68
BAGGS, RYAN	4,941.04
BURNS, WILLIAM T	2,737.04
CAHIR, LENA MARIE	22,540.78
CASAD, SANDRA JOY	8,884.92
CATAYONG, LYNDON JOHN	22,481.46
CHATONDA, ROSITA CAROL	51,481.36
CHONG, WOO Y	3,687.24
CIESIELSKI, DANIELLE K	17,729.12
CLARKE, GILDA	15,920.03
COLLINS, MICHELLE M	30,029.88
CRUZ, CAROLINE ANN	81,642.33
CULPEPPER, SARAH E	12,912.47
DAVENPORT, BARBARA	1,236.95
DIETRICH, GEOFFREY	33,735.37
DOLAN, SARAH E	10,396.12
DUBLIS, DAVID EDWARD	8,966.40
FIELDS, JACK D	13,262.51
FITZPATRICK, DANA A	31,878.18
FORD, BERNARD HARVEY	65.65

GARDNER, ESTHER E	13,755.13
GOMEZ, DENISE M	26,625.11
GRAHAM, RICHARD J	2,216.97
HAMMETT, SARAH ASHLEY	11,075.62
HAMPTON, COLETTE	5,575.00
HAMPTON, VERNETTE E	156.35
HENSCHEL STEBEN, AMY KATHLEEN	26,241.08
HORTON, MICHAEL S	1,534.33
HUNTER, JENNIFER	7,205.26
JOLIVETTE, GWENDOLYN MICHELE	2,872.14
JONES, MICHELLE C	782.02
KIM, LISA	10,037.92
LIM, GILSUN	5,778.38
LITTLE DAVIS, JEANETTE	7,731.51
LOPEZ, IGNACIO	25,934.94
LOWERY, BRENNAN	5,369.55
LYONS, PATRICIA KAY	12,428.51
MAROUTSOS, ELLE	199.17
MARTIN, MARGO V	14,733.75
MARTY, JENNIFER D	9,671.27
MCGLENNON VIDRO, CRESCENCE	1,101.87
MESTEY-BORGES, WAMAID	6,055.12
MILLER, RONALD	936.32
MILLS, ROBERT NEELY	14,013.16
O'BRIEN, IRENE A	7,091.21
O'QUINN, ORMON H	8,862.36
PARRILLI, JAMES F	899.89
PAYCHL, JEAN ANN	898.48
PIERCE, DELTON J	1,855.90
REINHARDT, CARYL DIANE	13,590.93
RIBOTA, JORGE ALBERTO	724.98
ROBERTS, EVAN J	22,956.47
ROBINSON, JOHN COSTELLO	4,625.08
RUIZ, DARLENE LISA	20,614.82
SARKISIAN, DIANA	3,002.46
SARMONPAL, SANDRA	1,055.87
SHAIKH, ABDUL REHMAN	2,110.78
SHAPIRO, ROBERTA S	615.45
SHEERIN, ANGELA MARIE	16,719.53
SHEIKH, SUMAIR JABBAR	4,469.08
SIEGEL, MARJORIE K	8,527.82
SMITH, HAROLD	1,079.91
SMITH, LEAH H	19,453.92
SONG, MEEJUNG	5,156.40
STERLING, TAMARA ANNE	25,832.71
STEVENSON, KAREN D	10,445.55
STINCHCOMBE, PER HEIMER	11,536.93
TAE, ERICA	11,421.81
TERZO, HOPE LUZ	6,311.77
THIESS, DAVID	769.00
THOMPSON, ANTOINETTE	222.29
WATKINS, DORIS JEAN	10,994.60
WATSON, WONDERFUL	4,790.72
WELLS, TYRONE D	3,616.30
WEST, JAMES E	1,920.00

WHITEHORN, ROCHELL	6,006.74
WILLIAMS, TAMMY L	1,977.21
WILSON, ROCHELLE RENEE	825.74
YOST, BETH RENAE	14,465.79
YOUNG, BRENNAN RICHARD	21,605.76
TOTAL TERMINATION REFUNDS.....	.939,073.59
<hr/>	
GRAND TOTAL OF ALL REFUNDS.....	\$1,310,395.53

Outside Time

The Committee on Claims and Service Credits reported that affidavits, or other evidence attesting to or certifying service in the public schools of the several states or in schools operated by or under the auspices of the United States outside of the City of Chicago were presented for the persons hereinafter listed.

The Committee recommended that the service described be approved for pension credit provided that the last five years of the member’s service shall have been rendered in a position covered by this Fund, the State Universities Retirement System or the Teachers’ Retirement System of the State of Illinois; a maximum credit for ten years shall be reduced by credit for such service validated by the State of Illinois; and three-fifths of the term of service for which an annuity is granted shall be in the public schools of the City.

Name	School	Service	Years
Furman, Vincent J	Washington	Teaching	0.7500
Holland, Carol A.	Sherwood	Teaching	0.5410
Moore, Jennifer L.	Cook	Teaching	1.0000
Strassberger, Earl J	Senn	Teaching	0.4270

REPORT OF THE FINANCIAL SECRETARY

Financial Statement

The Financial Secretary presented a report on the Fund's net assets, changes in net assets, and supporting reports for the six months ending December 31, 2011, with the recommendation that it be approved and printed in the proceedings of this meeting..

STATEMENT OF PLAN ASSETS (INTERIM)

	12/31/2011	06/30/2011
ASSETS		
CASH AND CASH EQUIVALENTS	\$ 436,722,580	\$ 505,359,738
RECEIVABLES:		
EMPLOYER	-	909,663
STATE OF ILLINOIS	3,483,000	4,408,180
EMPLOYEE	35,213,366	49,567,455
ACCRUED INVESTMENT INCOME	26,805,687	30,800,471
PARTICIPATING TEACHERS' ACCOUNTS FOR CONTRIBUTIONS	4,404,263	4,681,364
OTHER RECEIVABLES	657,671	747,610
	70,563,987	91,114,743
INVESTMENTS, AT FAIR VALUE:		
EQUITY	5,340,121,833	6,375,599,574
PUBLIC REITS	264,730,454	298,907,749
BONDS	1,850,507,393	1,817,433,960
HEDGE FUND	169,278,034	177,744,777
INFRASTRUCTURE	286,397,608	275,818,888
REAL ESTATE	711,722,306	686,732,202
PRIVATE EQUITY	302,640,778	319,315,230
DERIVATIVES	-	-
	8,925,398,406	9,951,552,380
FIXED ASSETS	2,842,992	2,794,764
TOTAL ASSETS	9,435,527,965	10,550,821,673
LIABILITIES		
ADMINISTRATIVE/ACCOUNTS PAYABLE	217,847,030	206,734,937
TOTAL LIABILITIES	217,847,030	206,734,937
NET ASSETS AVAILABLE FOR BENEFITS	\$9,217,680,935	\$10,344,086,736

STATEMENT OF CHANGE IN PLAN ASSETS (INTERIM)

	6 Months Ending 12/31/2011	12 Months Ending 06/30/2011
ADDITIONS:		
EMPLOYER:		
EARLY RETIREMENT OPTION	\$ 63,166	\$ —
STATE OF ILLINOIS	5,224,500	42,971,400
CPS UNDERFUNDED CONTRIBUTIONS	—	137,799,321
FEDERAL FUNDS-CPS	8,038,382	27,818,279
SPECIAL LEAVES	5,438	119,685
FEDERAL HEALTH INSURANCE REIMBURSEMENT	2,745,362	10,338,661
RECIPROCAL COLLECTIONS	22	994
	<u>16,076,870</u>	<u>219,048,340</u>
EMPLOYEE:	87,761,878	185,762,951
INVESTMENT INCOME:		
INTEREST	33,106,540	104,080,159
DIVIDENDS	62,079,347	127,470,956
SECURITIES LENDING (NET)	2,597,536	4,601,984
REALIZED GAINS (LOSSES)	86,932,689	381,041,285
UNREALIZED GAINS (LOSSES)	(795,457,599)	1,547,671,332
MISCELLANEOUS INVESTMENT INCOME	—	620,222
	<u>(610,741,487)</u>	<u>2,165,485,938</u>
MISCELLANEOUS OTHER	1,743	55,307
TOTAL ADDITIONS	<u>(506,900,996)</u>	<u>2,570,352,536</u>
DEDUCTIONS:		
REFUNDS	9,235,676	27,180,518
PENSION BENEFITS	548,126,913	1,047,538,959
DEATH BENEFITS	1,682,108	3,260,860
HEALTH INSURANCE	35,403,826	78,892,292
INVESTMENT ADVISORY & CUSTODIAL	20,586,190	42,193,297
ADMINISTRATIVE & MISCELLANEOUS	4,470,091	9,527,938
TOTAL DEDUCTIONS	<u>619,504,804</u>	<u>1,208,593,864</u>
NET INCREASE (DECREASE)	<u>(1,126,405,800)</u>	<u>1,361,758,672</u>
NET ASSETS AVAILABLE FOR BENEFITS AT BEGINNING OF YEAR	10,344,086,736	8,982,328,064
NET ASSETS AVAILABLE FOR BENEFITS AT END OF PERIOD	<u>\$9,217,680,935</u>	<u>\$10,344,086,736</u>

Administrative and Investment Expense Analysis

	Interim Ending 12/31/2011	Budget Year 2012	% of Budget to Date	Year Ending 06/30/2011	Year Ending 06/30/2010
Salaries	\$ 2,188,705	\$ 4,940,306	44%	\$ 4,608,637	\$ 4,235,544
Actuary fees	33,000	70,000	47%	70,750	68,000
Audit and Tax	201,130	155,000	130%	175,000	165,275
Banking Fees	25,879	56,400	46%	58,518	55,425
Consulting Fees	5,819	20,000	29%	3,631	10,376
Data processing expense	17,853	70,000	26%	47,145	77,809
Election expense	238,742	245,500	97%	214,331	250,358
Employee's health insurance	357,764	769,800	46%	664,504	610,313
Field Services/Pension Rep	26,439	60,200	44%	59,634	56,558
Health insurance consulting	35,000	53,500	65%	44,333	35,093
Insurance premiums	3,289	37,500	9%	35,359	31,965
Legal fees	125,000	250,000	50%	431,892	210,496
Legislative expense	73,144	160,000	46%	136,037	127,138
Maintenance of equipment, systems, software and support	93,709	179,900	52%	189,493	187,095
Medical fees	24,684	52,100	47%	57,097	55,443
Membership dues, subscriptions	11,261	14,700	77%	11,414	13,335
Office forms and supplies	27,154	53,100	51%	75,360	59,908
Office rent and utilities	409,819	942,700*	36%	888,722	912,895
Postage and Delivery	114,295	180,000	63%	182,321	142,305
Publications/Communication	100,399	185,000	54%	165,915	235,322
Records Management	966	15,000	6%	8,043	8,901
Studies and investigation	4,978	39,500	13%	6,896	43,715
System Consulting	273,500	815,000**	28%	540,988	542,950
Trustee conferences, seminars, and meetings	41,498	140,000	28%	100,295	128,149
Tuition/Training/Educ. Conf.	22,225	106,300	39%	70,193	46,896
Miscellaneous	13,839	39,600	56%	25,132	20,637
Total Administrative Budget	\$ 4,470,091	\$ 9,651,106	46%	\$ 8,871,640	\$ 8,331,901
Custodial	\$ 250,000	\$ 500,000	50%	\$ 400,000	\$ 440,000
Consulting	302,500	605,000	50%	474,338	525,000
Manager fees	20,000,000	40,000,000	50%	40,630,241	37,879,768
Fees for foreign exchange and real estate	33,690	—	—	688,718	894,012
Total Investment	\$ 20,586,190	\$ 41,105,000	50%	\$ 42,193,297	\$ 39,738,780
Fixed Assets (cost)	48,180	158,495***	30%	143,337	128,581
Database (Pension Gold) project	—	—	0%	—	448,527
Performance Reporting Software	—	185,000	0%	—	—
Total Capital Expenditures	\$ 48,180	\$ 343,495	14%	\$ 143,337	\$ 577,109

Budget Adjustment

* Light sensors \$8,850; approved on Oct 20th

** Additional I.T. Staff \$200,000; approved on Dec 8th

** Security Cameras \$20,000; approved on Dec 8th

Chairperson Padilla clarified that as the Financial Secretary one of her responsibilities is to plan the timing of expenditures which is why she scheduled a Finance and Audit Committee Meeting, as well as to review the Auditor's Report.

Chairperson Padilla moved the Report of the Financial Secretary to the omnibus.

OMINIBUS VOTE

On a motion by Mr. Wohl, seconded by Ms. Reilly, and by unanimous vote, the foregoing committee reports which were moved to the omnibus were approved.

REPORT OF THE COMMITTEE ON PENSION LAW AND RULES

Chairperson Wohl presented the February 3, 2012, Pension Law and Rules Committee Meeting report (see Exhibit B attached).

CTPF Legislative Proposals Presented

Ms. Bukola Bello of Vision MAI and Mr. Steve Zahn of Henry P. Anselmo and Associates, CTPF Legislative Lobbyists, presented the CTPF Legislative Proposals for consideration. The lobbyists reported that as directed by the Board the proposals were filed and assigned bill numbers and sponsors. The following proposals were reviewed by the lobbyists for consideration: 1) Eliminate the State Offset; 2) Increase State Contributions; 3) Increase FY 13 CPS Contributions; 4) Increase Retiree Healthcare Deferrals; and 5) Redefine Re-employment Provision. The lobbyists addressed questions raised by the Trustees. Discussion ensued regarding revising proposal 5 relative to the 100 day rule.

Ms. Bello also reviewed bills that Governor Pat Quinn will discuss during his budget address that may impact the Fund. Ms. Bello indicated that the lobbyists will continue to monitor the status of these bills and will keep the Board updated.

Motion to Adopt CTPF Legislative Proposals, Approved

A motion was made by Ms. Reilly, seconded by Ms. Padilla, and unanimously passed, to adopt the legislative proposals as amended and to direct the CTPF Lobbyists to seek passage.

Dr. Pilditch excused himself from the meeting.

CTPF Fact Sheet

Chairperson Wohl presented a CTPF Fact Sheet which will be printed and distributed to members for the purpose of educating members and legislators about CTPF legislation. The Fact Sheet will also be presented in the April Pension Newsletter.

CONTINUATION OF THE REPORT OF THE PRESIDENT

Report of Conference Attendance

Ms. Padilla informed the Board that she will be attending the Pensions & Investments Fixed Income Summit in Chicago, in March 2012, and the Pensions & Investments 401K Investment Lineup Summit in Chicago in April 2012. Ms. Padilla noted that the conferences are local and will require no costs to the Fund outside of local travel expenses.

Conference Request

Mr. Wohl requested approval to attend the Financial Research Associates Mastering Due Diligence for Alternative Investment Conference in New York City in April 2012, and the NASP 23rd Annual Conference in Baltimore in June 2012.

Motion to Authorize Trustee Travel, Approved

A motion was made by Ms. Reilly, seconded by Mr. Wohl, and unanimously passed, to approve the conference request as listed above.

Trustee Rescinds Request to Attend Conference

Mr. Kotis withdrew his request to attend the Pensions & Investments Defined Contribution Conference in Miami in March 2012.

ADJOURNMENT

On a motion by Ms. Reilly, seconded by Ms. Ashford, and by unanimous vote, the meeting adjourned at 5:03 p.m.

Respectfully submitted,



Jay C. Rehak
President

PROCEEDINGS
OF THE
Board of Trustees
OF THE
**Public School Teachers' Pension and
Retirement Fund of Chicago**

Executive Session – Official Report

Thursday, February 16, 2012

An executive session of the Board of Trustees of the Public School Teachers' Pension and Retirement Fund of Chicago was held Thursday, February 16, 2012.

The President, Mr. Jay C. Rehak, called the meeting to order at 1:15 p.m.

ROLL CALL

Members present: Ms. Lois W. Ashford, Mr. Jeffery Blackwell, Ms. Jeanne Marie Freed, Mr. Chris N. Kotis, Ms. Tina Padilla, Dr. Walter E. Pilditch (via conference call), Mr. Jay C. Rehak, Ms. Mary Sharon Reilly, Mr. Raymond Wohl, Ms. Andrea Zopp – 10.

Members absent: Mr. Rodrigo A. Sierra, Mr. James F. Ward – 2.

Also in attendance were Mr. Kevin B. Huber (*Executive Director*), Mr. Joseph Burns and Ms. Tiffany Reeves of Jacobs, Burns, Orlove and Hernandez (*Legal Counsel*), and Ms. Mary Robinson, special attorney hired by the Board.

Discussion ensued regarding personnel matters. No action was taken.

There being no further business, the executive session adjourned at 2:33 p.m.

Respectfully submitted,



Jay C. Rehak
President

PROCEEDINGS
OF THE
Board of Trustees
OF THE
**Public School Teachers' Pension and
Retirement Fund of Chicago**

Executive Session – Official Report

Thursday, February 16, 2012

An executive session of the Board of Trustees of the Public School Teachers' Pension and Retirement Fund of Chicago was held Thursday, February 16, 2012.

The President, Mr. Jay C. Rehak, called the meeting to order at 2:38 p.m.

ROLL CALL

Members present: Ms. Lois W. Ashford, Mr. Jeffery Blackwell, Ms. Jeanne Marie Freed, Mr. Chris N. Kotis, Ms. Tina Padilla, Dr. Walter E. Pilditch (via conference call), Mr. Jay C. Rehak, Ms. Mary Sharon Reilly, Mr. Raymond Wohl, Ms. Andrea Zopp – 10.

Members absent: Mr. Rodrigo A. Sierra, Mr. James F. Ward – 2.

Also in attendance were Mr. Kevin B. Huber (*Executive Director*), Ms. Carmen Heredia-Lopez (*Director of Investments*), Mr. Joseph Burns and Ms. Tiffany Reeves of Jacobs, Burns, Orlove and Hernandez (*Legal Counsel*), Mr. Robert Kochis and Ms. Cara Wood of The Townsend Group (*Real Estate Investment Consultant*), and Mr. Addison Braendel of Baker & McKenzie (*Legal Counsel*)

Discussion ensued regarding litigation. No action was taken.

There being no further business, the executive session adjourned at 3:30 p.m.

Respectfully submitted,



Jay C. Rehak
President

EXHIBIT A

Investment Committee Informal Meeting

Recommendations/Actions

February 3, 2012

Attendees: CTPF Trustees: Lois W. Ashford, Jeff Blackwell, Jeanne Marie Freed, Walter E. Pilditch and Mary Sharon Reilly; Staff and Consultants: Kevin Huber, Carmen Heredia-Lopez, Gissel Gomez, Angela Miller-May and Ben Ruff of CTPF and Matthew Shirilla of Callan Associates.

At the June 20, 2006, Board meeting, Trustees were encouraged to attend Management and Consultant's (Callan) "First Friday" monthly meetings with investment managers and service providers. These meetings provide access to ANY investment service provider that would like to meet with management and Callan and have a product that is potentially beneficial to the Fund. The attendees met with the following investment service providers:

- 9:30 Silva Capital Management – Alejandro Silva and Alejandro Urbina presented their firm's Emerging Market Debt (long-only) and Currency management product. The firm had an AUM of \$90M and Assets Under Advisory (AUA) of \$800M. MWBE (Hispanic owned). They are a fundamental value-driven investment manager. They buy bonds from global emerging countries and have a currency component overlay. The core long-only product returned 8%, as of 1/31/2012. Since inception, they have generated an 18% return (annualized). They currently have \$40M actively trading in the long-only strategy.
- 10:00 Cebile Capital LLP-Tiberius – Chris Eibl and Swati Srivastava presented their firm's active commodities product. They manage commodity long-only active and long short absolute return strategies. Investment style is quantitative and fundamental with an embedded macro overview. The firm had an AUM of \$2.3B and is located in Switzerland and UK. The firm's management fee is 1.70% and performance fee is 15% of positive returns over benchmark DJ-UBS with High Water Mark.
- 10:30 Chicago Equity Partners – Michael Millhouse and Leon Richardson presented their firm's Core Fixed Income product. The firm has a total AUM of \$8.6B with \$6B in Fixed Income. They use a quantitative and fundamental investment style. Their annualized performance ending on 12/31/2011 was 9.3%, and the Barclays capital aggregate benchmark was 7.8%. Investment management fees for core fixed income: first \$25M is 25 basis points, next \$75M is 20 basis points, thereafter 15 basis points. Different fees are listed for short term fixed income and intermediate and long credit fixed income fees ranging from 30 basis points to 10 basis points.

- 12:00 Graham & Dodd Fund LLC – David Montero Masten-Rosen, Miguel Nunez, James Barrett and Ana Sepulveda presented their firm's Domestic Large Cap Value product. The firm reports a total AUM of \$200M and 10.22% Gross annualized return as of 1/31/2012. Investment style is a bottom up – top down with a rigorous fundamental analysis. They currently manage money for 3 Illinois pension funds through MOM (Progress). Fees range between 40 basis points to 50 basis points.
- 12:30 PineBridge Investments – Steven Oh and Wendy Rockman presented their fund's Fixed Income (Bank Loan) Capabilities. The firm had a total AUM of \$70B with \$24B in Fixed Income. Investment style is bottom up – top down. Fees range from 40 basis points to 50 basis points. CTPF currently has exposure in bank loans by our existing manager Western Asset.

The attendees listened to the respective presentations and asked questions of each service provider.

EXHIBIT B

Pension Law and Rules Committee Meeting

February 3, 2012, 4:18 p.m. – 6:02 p.m.

Attendees: Pension Trustees: Committee Chair Raymond Wohl, Mary Sharon Reilly, Jeanne Marie Freed – 3.

Staff, Lobbyists, and Representatives of stakeholder groups: Kevin B. Huber, Executive Director, Frances Radencic, Director of Member Services, Joseph Burns of Jacobs, Burns, Orlove & Hernandez, Legal Counsel, Henry P. Anselmo and Steve Zahn (via phone), of Anselmo & Associates, lobbyist, Bukola Bello – CTPF lobbyist, Jack Silver, CTU Pension and Insurance Committee Chair, Dave Peterson, RTAC, Gabe Lopez and John Butterfield CPAA, John Carr-RTAC Lobbyist, Michael Brunson, Recording Secretary, Chicago Teachers Union

Public Comment

Louis Pyster, a retired member, congratulated the fund for holding the meeting and commented on the difficult but necessary decisions that may need to be made in the future regarding pensions.

Introduction

Raymond Wohl, the committee chairman, shared opening remarks. Mr. Wohl thanked the lobbyists and other organizational representatives for attending the second meeting of the Pension Law and Rules committee roundtable. He emphasized that the way forward is a puzzle and that all pieces must work together to find a fit. Chairperson Wohl noted that representatives from CPS, the City, and the Board of Education were not in the room and emphasized the need to share the story of CTPF funding with the media. Mr. Wohl then asked the attendees to introduce themselves and shared the agenda consisting of: set course for developing state legislation to fund the CTPF shortfall, reports from lobbyists, review of draft legislation, unfinished business, and new business.

Report of the Legislative Lobbyists

Ms. Bello updated the Committee on the work that she had completed since the first meeting. She was charged with developing a one-page fact sheet that could be presented to legislators as an educational piece. Ms. Bello presented the fact sheet and discussion ensued.

Mr. Anselmo and others gave an overview of the legislative climate in Springfield, noting that major funding reform issues or other measures may not get full hearings because of the election year climate. The lobbyists agreed that major pension reform, which could upset voters, would be difficult to achieve during this legislative session, but noted that it would be a good time to educate legislators before action was taken. Anselmo added that Speaker Madigan and President Cullerton appear content to allow the governor to address working out the pension issues.

Steve Zahn worked on the legislative proposals that will be presented to the CTPF Board on February 16. He remarked that Springfield seems to understand that pensions cannot be “fixed” by simply changing benefits.

John Carr reported that one discussion has been to shift the cost of the state pension contributions to the local communities and school districts, to shift it off of the State.

Gabe Lopez reported that there is little activity. Not many bills have been filed. Tom Cross' staff is going to work with the governor's staff on the pension reform issue.

The lobbyists then reviewed the five legislative proposals that were prepared for this meeting. Following are summaries of the language submitted.

1. Eliminate the State Offset

CPS contributions are currently offset by the amount CTPF receives in state contributions. The General Assembly eliminated the offset for fiscal years 2011-2013 when it adopted CTPF's 2059 funding schedule. CPS has continued to apply the state offset despite the change in the law.

2. Increase State Contributions

State contributions to CTPF have decreased over the last three fiscal years. The state contributed \$62 million in FY 96 after adopting the 1995 funding plan and that amount remained relatively constant until FY10. The state decreased contributions in FY10 by \$37.3 million from the FY09 amount of \$74.8 million. Contributions in FY11 totaled \$42.9 million, and contributions for the current fiscal year have been further reduced to 11 million. The proposal requires the state to appropriate \$270 million to the fund in FY13. This is equal to 10% of the state's FY contribution to TRS. The proposal provides that state contributions to CTPF shall increase or decrease at the same rate as state contributions to TRS.

3. Increase FY13 CPS Contributions

This proposal increases FY13 CPS contributions to CTPF to \$307 million, an increase of \$111 million from the statutorily required contribution of \$196 million. The General Assembly reduced CPS contributions during fiscal years 2011 through 2013 when it adopted the 2059 funding schedule. As a result, FY 14 CPS contributions are projected to increase to \$557.5 million. The \$307 million contribution is equal to the FY10 CPS contribution to the fund.

4. Increase Retiree healthcare Deferrals

Retired CTPF participants have experienced decreases in premium reimbursements that have resulted in retirees receiving 60% reimbursements since January 1, 2011. The Pension code allows retirees to receive a 75% premium reimbursement, but the fund is limited to a \$65 million deferral for the purposes of funding retiree healthcare. The \$65 million cap has been in place since July 1, 2004 and has been periodically adjusted since it was established in 1987.

The proposal applies indexed cost of care adjustments to the cap beginning 2013. The annual adjustments are limited to the weighted average of CPI-U Medical Care Services and CPI-U Medical Care Commodities indexes. Based on current figures, CTPF would expect to increase the cap by 3.2 to 3.6%.

5. Redefine Re-Employment Provision

This proposal limits retiree re-employment to a nominal dollar amount of \$10,000 in gross compensation. The proposal provides that retirees must notify the fund and the board of education of the intention to accept re-employment in order to avoid the cancellation of their pension. Under this proposal, the Board of Education must certify the pensioner's status (temporary, non-annual, hourly status) and compensation to the fund. Currently, pensioners who return to work must notify the fund in writing within 30 days.

Discussion ensued. Mr. Burns indicated he would conduct a legal review and share his thoughts with the lobbyists.

Other possible topics of legislation were discussed.

The lobbyists agreed to meet during a conference call the following week to discuss finding sponsors for CTPF's proposed legislation. They will report back to the committee on the 17th.

Unfinished business

The fact sheet or leave behind informational piece along with member education materials were discussed. Several people stressed the need for lobbyists to have a single page 'leave behind' sheet, preferably 8.5. x 11, which could facilitate discussion with legislators and leave them with an overview of the fund and important topics. Frances Radencic agreed to circulate a PDF of current materials to attendees for further feedback. A finalized piece will be brought to the next scheduled meeting on February 17th. Ms. Radencic will also circulate a list of contact information to all attendees based on information provided and the full text of the legislative proposals.

New Business

A brainstorming session ensued and attendees listed the one page fact sheet as a high priority. Mr. Wohl stated that he will share the work of the committee at the next full meeting of the Board of Trustees on February 16th.

Adjournment

Mr. Wohl thanked all of the representative groups for attending and for the work they are accomplishing. The meeting adjourned at 6:02 p.m.

PROCEEDINGS
OF THE
Board of Trustees
OF THE
**Public School Teachers' Pension and
Retirement Fund of Chicago**

Regular Meeting – Official Report

Thursday, March 15, 2012

An regular meeting of the Board of Trustees of the Public School Teachers' Pension and Retirement Fund of Chicago was held Thursday, March 15, 2012.

The President, Mr. Jay C. Rehak, called the meeting to order at 12:05 p.m.

ROLL CALL

Members present: Ms. Lois W, Ashford, Mr. Jeffery Blackwell, Ms. Jeanne Marie Freed, Mr. Chris N. Kotis, Dr. Walter E. Pilditch, Mr. Jay C. Rehak, Ms. Mary Sharon Reilly, Mr. James F. Ward, Mr. Raymond Wohl – 9.

Members absent: Ms. Tina Padilla, Mr. Rodrigo A. Sierra, Ms. Andrea L. Zopp – 3.

Mr. Sierra subsequently arrived during Public Participation.

Ms. Padilla subsequently arrived during the report of the Investment Consultant.

Also in attendance were Mr. Kevin Huber (*Executive Director*), Mr. Joseph Burns of Jacobs, Burns, Orlove and Hernandez (*Legal Counsel*), Mr. Matt Shirilla of Callan Associates (*Investment Consultant*), Ms. Cara Wood of The Townsend Group (*Real Estate Investment Consultant*), Ms. Bukola Bello of Vision MAI (*Legislative Lobbyist*), Mr. Steve Zahn of Anselmo and Associates (*Legislative Lobbyist*), and various observers and staff members.

The President, Mr. Rehak apologized to the attendees for such a late start to the meeting.

Motion to Change the Agenda, Approved

A motion was made by Mr. Ward, seconded by Mr. Kotis, and unanimously passed, to defer the annual audit report for April and substitute it for the health insurance education, to defer consideration of the executive director contract, and to move the report of pension law and rules to the end of the agenda.

Motion to Defer Consideration of Extension of Executive Director Contract Next Month, Failed

A motion was made by Mr. Kotis, seconded by Dr. Pilditch, to defer consideration of extension of executive director contract next month. The motion failed by following vote:

Ayes: Mr. Kotis, Dr. Pilditch, Ms. Reilly – 3.

Nays: Ms. Ashford, Mr. Blackwell, Ms. Freed, Mr. Rehak, Mr. Ward, Mr. Wohl – 6.

Mr. Kotis stated that he feels that deferral of the executive director contract has become political. Mr. Kotis also stated that the late start to the meeting is also part of a political game as he requested to keep it at the same start time.

Mr. Wohl stated that he appreciated the later start to the meeting as it took his fellow Trustees into consideration.

PUBLIC PARTICIPATION

Presentation by Louis Pyster

Mr. Louis Pyster, a retired member, expressed his opinion regarding the return to work legislation. Mr. Pyster also expressed his point of view that Trustees should work together to receive proper funding to benefit all CTPF membership.

APPROVAL OF MINUTES

Motion to Accept Minutes of Regular Board Meeting on February 16, 2012, Approved

A motion was made by Ms. Reilly, seconded by Dr. Pilditch, and unanimously passed, to approve the minutes of the Regular Board Meeting on February 16, 2012.

REPORT OF THE INVESTMENT CONSULTANTS

The Townsend Group

Routine Due Diligence Presentations by Prudential Real Estate Investors (PRISA & PRISA II), UBS Trumbull Property Fund, JP Morgan Strategic Property Fund and LaSalle Property Fund.

Real estate investment managers representing Prudential Real Estate Investors (PRISA & PRISA II), UBS Trumbull Property Fund, JP Morgan Strategic Property Fund and LaSalle Property Fund made routine due diligence presentations to the Board in accordance with the Fund's investment policy. Each manager reviewed their portfolio, organization, philosophy, and performance. The managers addressed questions raised by the Trustees. Townsend addressed questions raised by the Trustees.

The President, Mr. Rehak requested that a veterans column be added to the EEOC Chart.

The Vice-President, Ms. Ashford instructed investment staff to request that investment managers incorporate the investment summaries and historical EEOC in their presentations.

2012 Real Assets Pacing Study

Ms. Cara Wood of The Townsend Group reviewed the 2012 Real Assets Pacing Study.

Ms. Wood updated the Trustees on the current market performance. Ms. Wood reviewed the third quarter 2011 portfolio status report. Ms. Wood reviewed the 2012 real assets pacing model and investment plan. Ms. Wood addressed questions raised by the Trustees.

Motion to Accept Townsend's Recommendation on Page 30 of the 2012 Real Assets Pacing Study, Approved

A motion was made by Mr. Ward, seconded by Ms. Reilly, to accept Townsend's recommendation on page 30 of the 2012 Real Assets Pacing Study. The motion passed by the following vote:

Ayes: Mr. Blackwell, Ms. Freed, Mr. Kotis, Dr. Pilditch, Mr. Rehak, Ms. Reilly, Mr. Sierra, Mr. Ward, Mr. Wohl – 9.

Nays: Ms. Ashford – 1.

Ms. Padilla was not present during the vote.

Motion to Defer Approval of Page 31 and Page 32 of the 2012 Real Assets Pacing Study, Failed

A motion was made by Mr. Ward, seconded by Mr. Wohl, to defer approval of page 31 and page 32 of the 2012 Real Assets Pacing Study. The motion failed by the following vote:

Ayes: Ms. Ashford, Mr. Ward, Mr. Wohl – 3.

Nays: Mr. Blackwell, Ms. Freed, Mr. Kotis, Dr. Pilditch, Mr. Rehak, Ms. Reilly, Mr. Sierra – 7.

Abstentions: Ms. Padilla – 1.

Motion to Accept Townsend's Recommendation on Page 31 and Page 32 of the 2012 Real Assets Pacing Study, Approved

A motion was made by Ms. Reilly, seconded by Mr. Sierra, to accept Townsend's recommendation on page 31 and page 32 of the 2012 Real Assets Pacing Study. The motion passed by the following vote:

Ayes: Mr. Blackwell, Ms. Freed, Mr. Kotis, Ms. Padilla Dr. Pilditch, Mr. Rehak, Ms. Reilly, Mr. Sierra, Mr. Ward, Mr. Wohl – 10.

Nays: Ms. Ashford – 1.

Motion to Accept Townsend's Recommendation on Page 33 and Page 34 of the 2012 Real Assets Pacing Study, Approved

A motion was made by Mr. Sierra, seconded by Dr. Pilditch, to accept Townsend's recommendation on page 33 and page 34 of the 2012 Real Assets Pacing Study. The motion passed by the following vote:

Ayes: Mr. Blackwell, Ms. Freed, Mr. Kotis, Ms. Padilla Dr. Pilditch, Mr. Rehak, Ms. Reilly, Mr. Sierra, Mr. Ward, Mr. Wohl – 10.

Abstentions: Ms. Ashford – 1.

JP Morgan Infrastructure Fund Fee Proposal Memo

Ms. Wood reviewed the JP Morgan Infrastructure fund fee proposal memo. Ms. Wood explained that in January, JP Morgan announced that the Infrastructure Investment Fund instituted changes to the fund fee arrangement. Ms. Wood stated that the new fee structure consists of a reduced management fee plus the addition of an incentive. Ms. Wood stated that all new investors accepted into the fund on or after January 1, 2012, will be subject to the new fee arrangement. Ms. Wood also stated that current investors in the fund have the option to elect the new fee structure applied with respect to their interest in the fund going forward or they may elect to keep the current fee structure. Ms. Wood reviewed the new fee structure. Ms. Wood stated that Townsend recommends that CTPF accept the proposed management fee, inclusive of an incentive fee component, for the JP Morgan Infrastructure Investment Fund effective January 1, 2012. Ms. Wood addressed questions raised by the Trustees.

Motion to Adopt Townsend's Memo Dated March 15, 2012, Approved

A motion was made by Mr. Ward, seconded by Mr. Sierra, to adopt Townsend's memo regarding JP Morgan Infrastructure fund fee proposal dated March 15, 2012. The motion passed by the following vote:

Ayes: Ms. Ashford, Mr. Blackwell, Ms. Freed, Mr. Kotis, Ms. Padilla, Dr. Pilditch, Ms. Reilly, Mr. Sierra, Mr. Ward, Mr. Wohl – 10.

Abstentions: Mr. Rehak – 1.

Discussion on CityView Southwest Multifamily Partners

The Trustees inquired about available funds to invest in CityView Southwest Multifamily Partners. Ms. Cara Wood of The Townsend Group reviewed with the Trustees the \$25 million allocation to a non-core mandate for 2012. Discussion ensued regarding an allocation to CityView. Ms. Wood addressed questions raised by the Trustees.

Motion to Accept the Supplemental Electronic Information from The Townsend Group from the 2011 Multifamily Search, and to Further Perform Due Diligence and Review, Approved

A motion was made by Mr. Wohl, seconded by Ms. Ashford, to accept the supplemental electronic information from the Townsend Group from the 2011 multifamily search, and to further perform due diligence and review. The motion passed by a show of hands.

Morgan Stanley Mezzanine Loan Update

Ms. Cara Wood informed the Trustees that the Hancock Towers sold for 95 cents on the dollar. CTPF bought the investment for 82 cents on the dollar. Therefore, CTPF's IRR (Internal Rate of Return) is approximately 10%.

Callan Associates

Continuation of the Private Equity Commitments

Mr. Matt Shirilla of Callan Associates reviewed with the Trustees a concern about the total private equity allocation to be made for 2012 (proposed \$110M.) Mr. Shirilla stated that there are concerns of fewer contributions and more retirees in the plan. Mr. Shirilla stated that Callan will review the \$110M commitment that was discussed. Fund staff proposed when additional information on funding is received from CPS, and additional information from the actuary, Callan will conduct an asset liability study that will look at all allocations. The Trustees directed Callan to work with staff, to review possible scenarios and assumptions, and report back to the Trustees. Mr. Shirilla addressed questions raised by the Trustees.

**Motion to Allocate \$30M to Adams
Street Partners, for Private Equity, Subject to Fee and
Contract Negotiations, Approved**

A motion was made by Ms. Reilly, seconded by Dr. Pilditch, to allocate \$30M to Adams Street Partners, for private equity, subject to fee and contract negotiations. The motion passed by the following roll call vote:

Ayes: Mr. Wohl, Mr. Sierra, Ms. Reilly, Dr. Pilditch, Ms. Padilla, Ms. Freed – 6.

Nays: Mr. Ward, Ms. Ashford – 2.

Abstentions: Mr. Rehak, Mr. Kotis, Mr. Blackwell – 3.

REPORT OF THE COMMITTEE ON INVESTMENTS

**March 2, 2012, First Friday Manager
Meeting Report Presented**

Chairperson Ward presented the March 2, 2012, First Friday Meeting report (see Exhibit A attached).

Investment Committee Reports

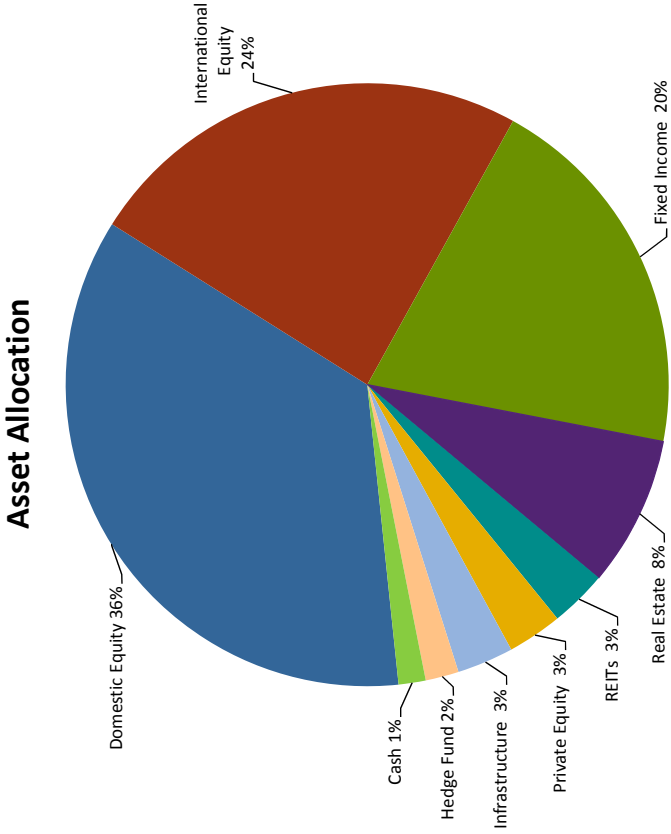
Chairperson Ward recommended that the following investment reports be recorded in the proceedings of this meeting:

**Chicago Teachers' Pension Fund
Asset Allocation Summary**

(in millions of dollars)

Reporting for the Period ending January 31, 2012

	\$ Millions	% of Fund
Domestic Equity	\$ 3,380	35.6%
International Equity	\$ 2,287	24.1%
Fixed Income	\$ 1,896	20.0%
Real Estate	\$ 763	8.0%
REITs	\$ 292	3.1%
Private Equity	\$ 279	2.9%
Infrastructure	\$ 287	3.0%
Hedge Fund	\$ 170	1.8%
Cash	\$ 137	1.4%
Grand Total	\$ 9,491	100%



Chicago Teachers' Pension Fund
Market Values by Manager

(in millions of dollars)

Reporting for the Period ending January 31, 2012

Asset Class	Actual % of Portfolio	Actual % of Asset Class	Market Value (in millions)	Net Change (in millions)
Target	01/31/12	01/31/12	12/31/2012	12/31/2011
			\$	\$ %
Domestic Equity				
			\$74.3	\$3.9 6%
			82.1	\$6.8 9%
			185.5	\$10.2 6%
			182.1	\$9.2 5%
	15.5%		\$524.0	\$493.9 30.1 6%
			\$367.5	\$309.7 57.8 19%
			274.6	263.9 10.7 4%
			207.3	196.6 10.7 5%
			232.4	223.7 8.7 4%
			120.4	167.7 (\$47.3) -28%
			566.3	543.0 23.3 4%
			140.4	134.7 5.7 4%
			327.5	351.3 (\$23.8) -7%
			181.1	174.0 7.1 4%
	71.5%		\$2,417.5	\$2,364.6 52.9 2%
			\$103.7	\$97.3 6.4 7%
			114.4	105.9 8.5 8%
			117.1	108.9 8.2 8%
			103.4	97.2 6.2 6%
	13.0%		\$438.6	\$409.4 29.2 7%
	100.0%		\$3,380.1	\$3,267.9 112.2 3%

Chicago Teachers' Pension Fund
Market Values by Manager
(in millions of dollars)

Reporting for the Period ending January 31, 2012

Asset Class	Actual % of Total Portfolio	Actual % of Asset Class	Market Value (in millions)	Net Change (in millions)
Target	01/31/12	01/31/12	1/31/2012	12/31/2011
			\$	\$ %
International Equity				
			\$123.3	\$117.1 5%
			67.3	64.0 3%
			0.9	0.9 0%
			0.4	0.4 0%
			427.4	402.9 2%
			493.7	467.6 2%
			94.2	88.3 7%
			511.1	490.9 2%
			326.1	304.5 2%
89.4%			\$2,044.4	\$1,936.6 6%
William Blair - Small Cap Int'l				
			\$242.1	\$229.5 2%
10.6%			\$242.1	\$229.5 2%
Total International Equity				
31.25%	24.09%	100.0%	\$2,286.5	\$2,166.1 5%
Fixed Income				
			\$79.7	\$77.9 2%
			80.8	79.8 1%
			130.8	129.6 1%
			1,015.5	1,007.4 1%
			133.2	132.2 1%
75.9%			\$1,440.2	\$1,426.9 1%
Western Asset Mgmt				
			\$456.6	\$448.6 2%
24.1%			\$456.6	\$448.6 2%
Total - U.S. Fixed Income				
19.50%	19.98%	100.0%	\$1,896.8	\$1,875.5 2%

Chicago Teachers' Pension Fund
Market Values by Manager

(in millions of dollars)

Reporting for the Period ending January 31, 2012

Asset Class	Actual % of Total Portfolio	Actual % of Asset Class	Market Value (in millions)		Net Change (in millions)
			1/31/2012	12/31/2011	
Target	01/31/12	01/31/12	1/31/2012	12/31/2011	\$ %
Real Estate					
			\$5.1	\$5.0	\$0.1 2%
Capri Select Income II LP (Open-end)			5.0	5.3	(\$0.3) -6%
CB Richard Ellis Strategic Partners III			12.0	12.0	\$0.0 0%
DV Urban Realty LP I			20.0	17.3	\$2.7 16%
Europa FD III			19.7	19.4	\$0.3 2%
Fortress Japan			5.5	5.6	(\$0.1) -2%
Franklin Templeton EMREFF (F-o-F)			18.6	18.5	\$0.1 1%
Fremont Realty Cap LP			11.8	11.9	(\$0.1) -1%
Greystar			20.0	19.9	\$0.1 1%
Hudson			26.1	26.9	(\$0.8) -3%
Intercontinental RE Fund III			152.6	152.2	\$0.4 0%
JP Morgan Strategic Prop. R/E (Open-end)			37.0	35.1	\$1.9 5%
LaSalle Property Fund (Open-end)			15.9	15.9	\$0.0 0%
M.L./Blackstone Asian R/E Fund			1.6	1.6	\$0.0 0%
Morgan Stanley Mezzanine			0.8	0.8	\$0.0 0%
Olympus Fund II R/E LP			41.8	40.6	\$1.2 3%
Prudential PRISA II CF R/E			112.9	109.5	\$3.4 3%
Prudential PRISA I CF R/E			154.7	150.1	\$4.6 3%
Prudential (Open-end)			15.7	15.6	\$0.1 1%
RREEF DB Global Oppty Fund LP			6.0	5.9	\$0.1 2%
RREEF DB Global Oppty Mezzanine Loan			153.0	153.0	\$0.0 0%
UBS Realty CF R/E (Open-end)					

Chicago Teachers' Pension Fund
Market Values by Manager

(in millions of dollars)

Reporting for the Period ending January 31, 2012

Asset Class	Actual % of Portfolio	Actual % of Asset Class	Market Value (in millions)	Net Change (in millions)	
Target	01/31/12	01/31/12	1/31/2012	12/31/2011	
			\$	\$ %	
Mesirow Cap Partners VIII			0.7	0.7	\$0.0 0%
Mesirow Cap Partners X			10.1	10.1	\$0.0 0%
Mesirow Fincl Partners I			9.3	9.3	\$0.0 0%
Mesirow Partners Fund IV			12.1	12.1	\$0.0 0%
Mesirow Partners Fund V			3.8	3.8	\$0.0 0%
Mesirow Partners Fund II			39.3	39.3	\$0.0 0%
Mesirow			82.6	82.6	\$0.0 0%
Pantheon Asia Fund 5			3.6	3.6	\$0.0 0%
Pantheon Europe Fund 6			4.4	4.3	\$0.1 2%
Pantheon Private Equity LP			5.5	5.4	\$0.1 2%
Pantheon USA Fund IV LP			15.0	15.5	(\$0.5) -3%
Pantheon Vent Fund III LP			6.9	7.3	(\$0.4) -5%
Pantheon			35.4	36.1	(\$0.7) -2%
Subtotal - Fund-of-Funds	90.1%		\$251.2	\$253.6	(\$2.4) -1%
Hispania Capital Partners LP			\$1.4	\$1.3	\$0.1 8%
Hispania Fund 2			3.2	3.1	\$0.1 3%
Hispania			4.6	4.4	\$0.2 5%
ICV Capital Partners LP			4.2	6.0	(\$1.8) -30%
Palladium Partners			6.1	6.1	\$0.0 0%
Pharos Capital Group			8.2	8.2	\$0.0 0%
Syncom Venture Partners			4.6	4.5	\$0.1 2%
Subtotal - Direct Private Equity	9.9%		\$27.7	\$29.2	(\$1.5) -5%
Total Private Equity	3.00%	2.94%	\$278.9	\$287.8	(\$3.9) -1%

Chicago Teachers' Pension Fund
Market Values by Manager

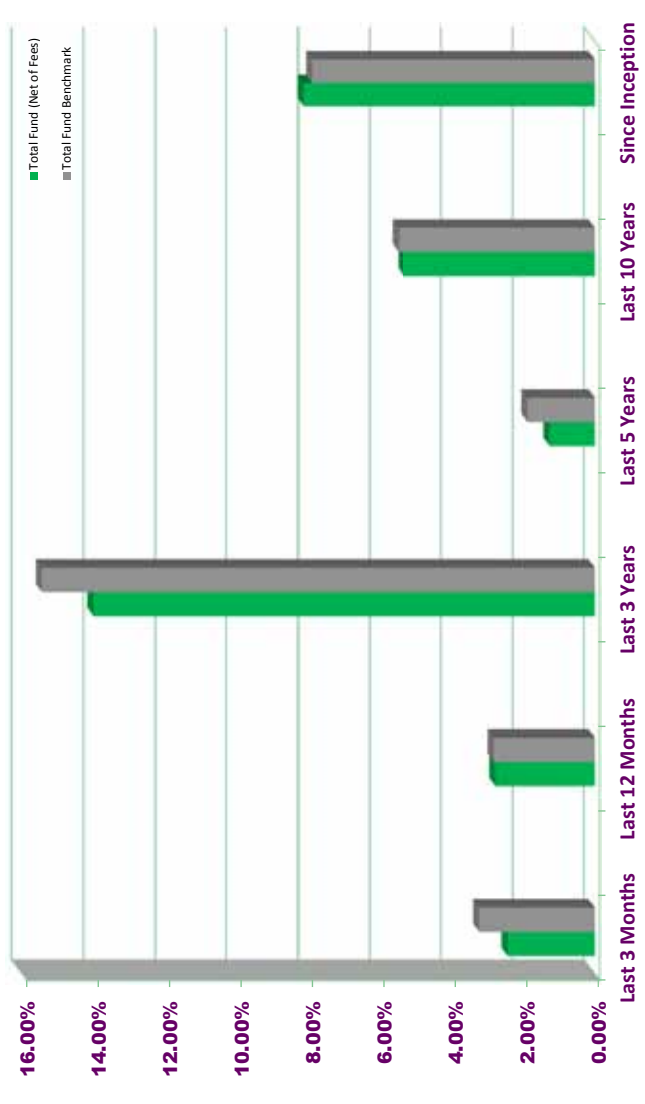
(in millions of dollars)

Reporting for the Period ending January 31, 2012

Asset Class	Actual % of Total Portfolio	Actual % of Asset Class	Market Value (in millions)	Net Change (in millions)
Target	01/31/12	01/31/12	1/31/2012	12/31/2011
			\$	\$ %
Infrastructure				
			\$148.1	\$148.1 \$0.0 0%
			75.8	75.7 \$0.1 0%
			63.0	62.5 \$0.5 1%
			138.8	138.2 \$0.6 0%
2.00%	3.02%		\$286.9	\$286.3 \$0.6 0%
Hedge Fund of Funds				
			\$73.4	\$72.0 \$1.4 2%
			72.9	72.8 \$0.1 0%
			24.3	24.4 (\$0.1) 0%
2.00%	1.80%		\$170.6	\$169.2 \$1.4 1%
Cash				
			\$137.3	\$144.6 (\$7.3) -5%
2.00%	1.45%		\$137.3	\$144.6 (\$7.3) -5%
100.00%	100.00%		\$9,491.7	\$9,217.0 \$274.7 3%

Chicago Teachers' Pension Fund
Total Fund Performance
Reporting for the Period ending January 31, 2012

	Last 3 Months	Last 12 Months	Last 3 Years	Last 5 Years	Last 10 Years	Since Inception
Total Fund (Net of Fees)	2.44%	2.78%	14.02%	1.26%	5.34%	8.14%
Total Fund Benchmark	3.23%	2.82%	15.46%	1.88%	5.50%	7.91%



Chicago Teachers' Pension Fund
Investment Manager Performance Report
Domestic Equity

Reporting for the Period ending January 31, 2012

	Month Ending 01/31/12	3 Months Ending 01/31/12	Fiscal YTD Ending 01/31/12	12 Months Ending 01/31/12	3 Years Ending 01/31/12	5 Years Ending 01/31/12	Inception Since Inception Date
DOMESTIC EQUITY							
Gross of Fees	5.33%	5.32%	-2.32%	2.77%	20.41%	0.80%	9.32%
Net of Fees	5.33%	5.27%	-2.41%	2.59%	20.18%	0.66%	4.39%
NTRS S&P 500							
							4/1990
Gross of Fees	4.47%	5.31%	0.62%	4.22%	19.30%	0.35%	8.58%
Net of Fees	4.47%	5.31%	0.62%	4.22%	19.29%	0.34%	8.57%
S&P 500 Index	4.48%	5.32%	0.63%	4.22%	19.24%	0.33%	3.34%
Rhumbline R1000							
							5/2007
Gross of Fees	4.77%	5.44%	0.02%	3.99%	20.07%	N/A	-0.71%
Net of Fees	4.77%	5.44%	0.01%	3.97%	20.05%	N/A	-0.72%
Russell 1000 Index	4.87%	5.47%	0.07%	3.95%	20.01%	0.55%	-0.90%
New Amsterdam (NAP)							
							7/1992
Gross of Fees	6.48%	2.59%	-3.93%	0.80%	14.80%	-0.27%	9.84%
Net of Fees	6.48%	2.52%	-4.07%	0.53%	14.50%	-0.57%	9.55%
Piedmont Capital							
							8/2006
Gross of Fees	4.36%	4.80%	-2.95%	-1.06%	15.66%	0.31%	1.99%
Net of Fees	4.36%	4.71%	-3.13%	-1.40%	15.27%	-0.06%	1.61%

Chicago Teachers' Pension Fund Investment Manager Performance Report Domestic Equity							
Reporting for the Period ending January 31, 2012							
	Month Ending 01/31/12	3 Months Ending 01/31/12	Fiscal YTD Ending 01/31/12	12 Months Ending 01/31/12	3 Years Ending 01/31/12	5 Years Ending 01/31/12	Since Inception Date
Waddell & Reed							1/1991
Gross of Fees	4.32%	3.98%	-1.68%	4.51%	21.05%	3.79%	11.02%
Net of Fees	4.32%	3.93%	-1.78%	4.32%	20.81%	3.56%	10.80%
Russell 1000 Index	4.87%	5.47%	0.07%	3.95%	20.01%	0.55%	
Holland Capital							1/1994
Gross of Fees	5.54%	4.24%	2.35%	8.28%	23.95%	5.19%	8.78%
Net of Fees	5.54%	4.16%	2.27%	8.02%	23.56%	4.81%	8.40%
Rhumblin Russell 1000 Growth							9/2007
Gross of Fees	5.76%	5.54%	1.72%	6.05%	22.21%	N/A	1.64%
Net of Fees	5.76%	5.54%	1.72%	6.04%	22.19%	N/A	1.63%
Russell 1000 Growth	5.97%	5.62%	1.81%	6.07%	23.21%	3.17%	
Zevenbergen Capital Mgmt							8/1992
Gross of Fees	9.01%	5.40%	-7.77%	-2.57%	25.21%	5.80%	9.77%
Net of Fees	9.01%	5.29%	-7.97%	-2.97%	24.70%	5.33%	9.33%
Russell 3000 Growth Index	6.09%	5.70%	1.33%	5.98%	22.53%	3.17%	7.19%

**Chicago Teachers' Pension Fund
Investment Manager Performance Report
Domestic Equity**

Reporting for the Period ending January 31, 2012

	Month Ending 01/31/12	3 Months Ending 01/31/12	Fiscal YTD Ending 01/31/12	12 Months Ending 01/31/12	3 Years Ending 01/31/12	5 Years Ending 01/31/12	Inception Since Inception	Inception Date
Channing Capital*								10/2011
Gross of Fees	5.52%	3.52%	-5.56%	-1.32%	N/A	N/A	17.06%	
Net of Fees	5.52%	3.52%	-5.56%	-1.32%	N/A	N/A	17.06%	
Channing Benchmark	4.01%	5.54%	-3.90%	0.28%	24.17%	0.21%	21.78%	
Russell 3000 Value Index	4.01%	5.54%	-1.74%	1.78%	17.89%	-2.06%	16.75%	
Harris Investment								6/1999
Gross of Fees	4.15%	6.95%	-0.64%	4.87%	16.52%	-0.02%	4.54%	
Net of Fees	4.15%	6.89%	-0.77%	4.63%	16.21%	-0.33%	4.24%	
Lombardia Capital								10/2004
Gross of Fees	4.04%	5.42%	-2.27%	1.36%	14.17%	-0.24%	4.76%	
Net of Fees	4.04%	5.35%	-2.41%	1.09%	13.76%	-0.67%	4.32%	
Russell 1000 Value Index	3.78%	5.33%	-1.63%	1.88%	17.63%	-2.64%		

Channing Capital* - As of October, 2011, Channing's mandate was changed from Mid Cap Value (Inception 6/2009) to All Cap Value. Channing Benchmark reflects Russell Mid Cap Value Index through 9/30/11 and Russell 3000 Value Index thereafter.

**Chicago Teachers' Pension Fund
Investment Manager Performance Report
Domestic Equity**

Reporting for the Period ending January 31, 2012

	Month Ending 01/31/12	3 Months Ending 01/31/12	Fiscal YTD Ending 01/31/12	12 Months Ending 01/31/12	3 Years Ending 01/31/12	5 Years Ending 01/31/12	Since Inception	Inception Date
Credo Capital**								6/2009
Gross of Fees	6.57%	3.04%	-7.70%	1.59%	N/A	N/A	18.41%	
Net of Fees	6.57%	3.04%	-7.70%	1.59%	N/A	N/A	18.41%	
Credo Benchmark	7.48%	6.67%	-0.29%	7.13%	28.37%	3.87%	23.70%	
Russell 2000 Growth Index	7.48%	6.67%	-3.90%	4.94%	25.16%	3.19%	20.72%	
NTRS Structured Small Cap								6/1990
Gross of Fees	6.54%	7.14%	-1.26%	6.25%	25.29%	2.53%	11.99%	
Net of Fees	6.54%	7.14%	-1.26%	6.25%	25.22%	2.45%	11.90%	
Russell 2000 Index	7.07%	7.38%	-3.40%	2.86%	23.03%	1.19%	10.38%	
Ariel Investment Small Value								4/1994
Gross of Fees	8.18%	11.83%	-7.08%	-5.43%	34.74%	2.11%	11.58%	
Net of Fees	8.18%	11.73%	-7.26%	-5.77%	34.30%	1.68%	11.19%	
Dimensional Fund Advisors (DFA)								7/1996
Gross of Fees	7.51%	7.85%	-4.51%	-0.01%	29.18%	0.51%	11.90%	
Net of Fees	7.51%	7.85%	-4.51%	-0.01%	28.75%	-0.01%	11.36%	
Russell 2000 Value Index	6.65%	8.10%	-2.88%	0.73%	20.85%	-0.90%		

Credo Capital**. As of October, 2011, Credo's mandate was changed from Mid Cap Growth (inception 6/2009) to Small Cap Growth. Credo Benchmark reflects Russell Mid Cap Growth Index through 9/30/11 and Russell 2000 Growth Index thereafter.

Chicago Teachers' Pension Fund
Investment Manager Performance Report
Domestic Equity

Reporting for the Period ending January 31, 2012

	Month Ending 01/31/12	3 Months Ending 01/31/12	Fiscal YTD Ending 01/31/12	12 Months Ending 01/31/12	3 Years Ending 01/31/12	5 Years Ending 01/31/12	Since Inception	Inception Date
Attucks Asset Management								
Gross of Fees	5.93%	5.82%	-0.30%	5.54%	21.52%	1.91%	5.32%	7/2004
Net of Fees	5.93%	5.65%	-0.65%	4.87%	20.83%	1.21%	4.64%	
Progress Investment								
Gross of Fees	5.55%	4.64%	-3.39%	1.85%	19.44%	0.83%	5.19%	7/2004
Net of Fees	5.55%	4.49%	-3.70%	1.23%	18.76%	0.15%	4.51%	
Russell 3000 Index	5.05%	5.62%	-0.22%	3.86%	20.24%	0.60%	4.47%	

Chicago Teachers' Pension Fund
Investment Manager Performance Report
International Equity

Reporting for the Period ending January 31, 2012

	Month Ending 01/31/12	3 Months Ending 01/31/12	YTD Ending 01/31/12	1 Year Ending 01/31/12	3 Years Ending 01/31/12	5 Years Ending 01/31/12	Since Inception	Inception Date
INTERNATIONAL EQUITY								
Gross of Fees	5.88%	0.38%	-9.18%	-4.35%	17.50%	-0.47%	7.03%	
Net of Fees	5.88%	0.28%	-9.35%	-4.75%	16.99%	-0.80%	7.50%	
Earnest Partners								
Gross of Fees	6.25%	0.88%	-11.23%	-6.56%	24.68%	N/A	3.81%	3/2007
Net of Fees	6.25%	0.78%	-11.37%	-6.90%	24.15%	N/A	3.23%	
Lazard								
Gross of Fees	6.52%	1.46%	-8.19%	-2.84%	16.38%	-0.15%	5.24%	12/2000
Net of Fees	6.52%	1.41%	-8.28%	-3.00%	16.02%	-0.58%	4.79%	
MSCI ACWI ex US Index	6.81%	0.26%	-11.09%	-8.34%	17.22%	-1.26%		
NTGI EAFE								
Gross of Fees	5.35%	-0.68%	N/A	N/A	N/A	N/A	8.84%	10/2011
Net of Fees	5.35%	-0.68%	N/A	N/A	N/A	N/A	8.84%	
MSCI EAFE Index	5.33%	-0.73%	-11.84%	-9.59%	13.37%	-3.85%	8.85%	
NTGI EAFE Value								
Gross of Fees	5.23%	-1.00%	N/A	N/A	N/A	N/A	8.04%	10/2011
Net of Fees	5.23%	-1.00%	N/A	N/A	N/A	N/A	8.04%	
MSCI EAFE Value Index	5.21%	-0.98%	-12.48%	-11.59%	12.95%	-5.48%	8.10%	

Chicago Teachers' Pension Fund
Investment Manager Performance Report
International Equity
 Reporting for the Period ending January 31, 2012

	Month Ending 01/31/12	3 Months Ending 01/31/12	YTD Ending 01/31/12	1 Year Ending 01/31/12	3 Years Ending 01/31/12	5 Years Ending 01/31/12	Since Inception Date
Morgan Stanley							12/2007
Gross of Fees	4.36%	-0.09%	-7.88%	-3.22%	12.93%	-0.70%	9.34%
Net of Fees	4.36%	-0.20%	-8.07%	-3.62%	12.43%	-1.19%	8.87%
MSCI EAFE Index	5.33%	-0.73%	-11.84%	-9.59%	13.37%	-3.85%	4.24%
Leading Edge							3/2010
Gross of Fees	6.74%	0.33%	-11.85%	-9.53%	N/A	N/A	-0.74%
Net of Fees	6.74%	0.12%	-12.22%	-10.27%	N/A	N/A	-1.47%
MSCI ACWI ex US Index	6.81%	0.26%	-11.09%	-8.34%	17.22%	-1.26%	0.89%
William Blair-Growth							12/2009
Gross of Fees	7.08%	0.96%	-8.86%	-5.53%	N/A	N/A	8.26%
Net of Fees	7.08%	0.85%	-9.04%	-5.91%	N/A	N/A	7.83%
MSCI ACWI ex US IMI Growth	6.66%	-0.19%	-11.58%	-8.43%	17.07%	-0.94%	5.19%
William Blair-Small Cap							3/2007
Gross of Fees	5.81%	-1.37%	-11.15%	-5.33%	25.73%	N/A	-0.60%
Net of Fees	5.81%	-1.59%	-11.54%	-6.11%	24.66%	N/A	-1.68%
MSCI ACWI Small Cap ex-US	8.81%	0.72%	-12.64%	-11.00%	24.33%	-0.34%	-1.48%
MSCI World Small Cap ex-US	8.26%	0.82%	-11.62%	-9.33%	22.03%	-2.08%	-3.15%

**Chicago Teachers' Pension Fund
Investment Manager Performance Report
Fixed Income**

Reporting for the Period ending January 31, 2012

	Month Ending 01/31/12	3 Months Ending 01/31/12	YTD Ending 01/31/12	1 Year Ending 01/31/12	3 Years Ending 01/31/12	5 Years Ending 01/31/12	Inception Since Inception Date
FIXED INCOME							
Gross of Fees	1.31%	2.15%	6.22%	8.90%	9.32%	6.86%	7.05%
Net of Fees	1.31%	2.14%	6.18%	8.82%	9.24%	6.81%	5.95%
Northern Trust							
							11/1993
Gross of Fees	1.04%	2.08%	6.95%	9.66%	7.53%	6.90%	6.32%
Net of Fees	1.04%	2.08%	6.95%	9.66%	7.52%	6.89%	6.31%
BC Government/Credit Index	1.07%	2.13%	7.11%	9.81%	7.53%	6.79%	6.29%
Garcia Hamilton							
							8/2010
Gross of Fees	2.38%	2.35%	4.92%	7.46%	N/A	N/A	4.85%
Net of Fees	2.38%	2.29%	4.86%	7.30%	N/A	N/A	4.73%
LM Capital							
							10/2004
Gross of Fees	1.12%	1.88%	5.87%	8.79%	7.46%	7.27%	5.75%
Net of Fees	1.12%	1.84%	5.78%	8.60%	7.27%	7.07%	5.55%
Pugh Capital Mgmt							
							8/2010
Gross of Fees	1.20%	2.29%	6.12%	9.41%	N/A	N/A	5.95%
Net of Fees	1.20%	2.23%	5.95%	9.12%	N/A	N/A	5.74%
Taplin, Camida & Habacht							
							10/2004
Gross of Fees	1.21%	2.19%	6.17%	9.63%	9.58%	5.67%	5.03%
Net of Fees	1.21%	2.14%	6.08%	9.46%	9.41%	5.50%	4.85%

Chicago Teachers' Pension Fund
Investment Manager Performance Report
Fixed Income

Reporting for the Period ending January 31, 2012

	Month Ending 01/31/12	3 Months Ending 01/31/12	YTD Ending 01/31/12	1 Year Ending 01/31/12	3 Years Ending 01/31/12	5 Years Ending 01/31/12	Since Inception Date
Western Asset							1/2003
Gross of Fees	1.83%	2.30%	4.93%	7.20%	13.90%	6.68%	6.31%
Net of Fees	1.83%	2.30%	4.89%	7.05%	13.72%	6.50%	6.12%
BC Aggregate Index	0.88%	1.90%	5.90%	8.66%	7.40%	6.70%	

Chicago Teachers' Pension Fund									
Investment Manager Performance Report									
Infrastructure									
Reporting for the Period ending January 31, 2012									
	Month	3 Months	YTD	1 Year	3 Years	5 Years			
	Ending	Ending	Ending	Ending	Ending	Ending	Since	Inception	Inception
	01/31/12	01/31/12	01/31/12	01/31/12	01/31/12	01/31/12	Inception	Date	Date
INFRASTRUCTURE									
Gross of Fees	0.18%	-1.07%	-0.76%	4.33%	5.23%	N/A	4.96%		
Net of Fees	0.18%	-1.29%	-1.22%	3.35%	4.81%	N/A	4.57%		
JP Morgan (open end)									3/1996
Gross of Fees	0.00%	-1.43%	-0.85%	3.31%	3.32%	N/A	3.15%		
Net of Fees	0.00%	-1.86%	-1.71%	1.52%	2.57%	N/A	2.44%		
Macquarie Infrastructure II									3/2008
Gross of Fees	0.00%	3.41%	7.44%	11.85%	10.66%	N/A	9.26%		
Net of Fees	0.00%	3.41%	7.44%	11.85%	10.66%	N/A	9.26%		
Macquarie European Fund III									3/2008
Gross of Fees	0.84%	-5.18%	-8.49%	-0.94%	5.67%	N/A	3.94%		
Net of Fees	0.84%	-5.18%	-8.49%	-0.94%	5.67%	N/A	3.94%		
Benchmark - Absolute				8.00%	8.00%	8.00%	8.00%		

**Chicago Teachers' Pension Fund
Investment Manager Performance Report
Hedge Funds**

Reporting for the Period ending January 31, 2012

	Month Ending 01/31/12	3 Months Ending 01/31/12	YTD Ending 01/31/12	1 Year Ending 01/31/12	3 Years Ending 01/31/12	5 Years Ending 01/31/12	Since Inception	Inception Date
HEDGE FUNDS								
Gross of Fees	0.79%	0.87%	-4.21%	-2.78%	N/A	N/A	1.83%	
Net of Fees	0.79%	0.87%	-4.21%	-2.78%	N/A	N/A	1.83%	
K2 Advisors								
Gross of Fees	1.78%	2.20%	-2.68%	-3.16%	N/A	N/A	2.11%	9/2009
Net of Fees	1.78%	2.20%	-2.68%	-3.16%	N/A	N/A	2.11%	
Mesirow Absolute Return								
Gross of Fees	0.11%	-0.29%	-4.14%	-2.47%	N/A	N/A	1.82%	10/2009
Net of Fees	0.11%	-0.29%	-4.14%	-2.47%	N/A	N/A	1.82%	
Plusclos								
Gross of Fees	-0.13%	0.41%	-8.72%	-2.59%	N/A	N/A	-2.08%	12/2010
Net of Fees	-0.13%	0.41%	-8.72%	-2.59%	N/A	N/A	-2.08%	
T-Bill + 5%	0.41%	1.25%	2.93%	5.09%	N/A	N/A	5.10%	

Chicago Teachers' Pension Fund
Investment Manager Performance Report
Real Estate Investment Trust (REITs)
 Reporting for the Period ending January 31, 2012

	Month Ending 01/31/12	3 Months Ending 01/31/12	YTD Ending 01/31/12	1 Year Ending 01/31/12	3 Years Ending 01/31/12	5 Years Ending 01/31/12	Since Inception Date
REAL ESTATE							
Gross of Fees	0.72%	1.39%	6.35%	15.24%	-4.65%	-2.35%	5.78%
Net of Fees	0.57%	1.20%	5.90%	14.57%	-4.91%	-2.62%	5.50%
REITS							
Gross of Fees	7.79%	3.61%	-3.04%	1.64%	28.60%	-3.60%	10.47%
Net of Fees	7.79%	3.50%	-3.25%	1.24%	27.99%	-3.87%	10.31%
Adelante 4/1990							
Gross of Fees	6.17%	7.03%	5.61%	13.14%	33.75%	-3.33%	2.04%
Net of Fees	6.17%	6.89%	5.32%	12.54%	33.14%	-3.59%	1.80%
NAREIT Equity Index	6.36%	7.27%	4.11%	10.61%	31.63%	-1.80%	3.96%
Morgan Stanley 4/1990							
Gross of Fees	8.65%	2.11%	-6.33%	-2.42%	25.85%	-4.53%	9.85%
Net of Fees	8.65%	1.94%	-6.64%	-3.02%	25.06%	-4.89%	9.22%
Urdang 4/1990							
Gross of Fees	7.72%	3.42%	-3.86%	0.27%	29.89%	-1.43%	10.38%
Net of Fees	7.72%	3.42%	-3.86%	0.27%	29.56%	-1.58%	10.26%
EPRA/NAREIT Dev REIT Index	7.76%	2.72%	-4.32%	0.16%	24.69%	-4.75%	9.20%

Chicago Teachers' Pension Fund
Diversity Report

MWDBE Investment Manager Usage
(in millions of dollars)

Reporting for the Period ending January 31, 2012

MWDBE Alternative Managers	Month Ending						
	01/31/12	2011	2010	2009	2008	2007	
Adelante	\$67.4	\$63.8	\$59.7	\$33.9	\$73.6	\$49.8	
Capri (\$45 million)	5.1	5.0	17.2	13.4	25.0	21.8	
DV Urban (\$25 million)	12.0	11.9	15.4	8.0	4.9	3.5	
Franklin Templeton (\$40 million)	5.5	5.5	-	-	-	-	
Hispania (\$15 million)	4.6	4.4	3.0	1.0	-	1.2	
Hudson Realty (\$25 million)	20.0	19.9	11.2	-	-	-	
ICV Capital (\$7.5 million)	4.2	5.9	3.9	3.3	1.3	0.8	
M2 ILPEFF (\$25 million)	12.9	13.7	18.3	10.6	8.8	4.5	
M2 - MPEFF (\$10 Million)	6.2	6.3	-	-	-	-	
Palladium (\$7.5 million)	6.1	6.1	5.4	3.4	3.1	2.9	
Pharos (\$7.5 million)	8.2	8.2	7.6	5.7	3.9	3.2	
Syncom (\$7.5 million)	4.6	4.5	3.9	2.8	1.4	0.7	
Urban America (\$25 million)	14.4	14.3	13.8	16.0	9.3	3.6	
Total Assets - Minority Owned Alternative Managers	\$171.2	\$169.5	\$159.4	\$98.1	\$131.3	\$92.0	
Pluscios Management	\$24.3	\$24.3	\$25.0	-	-	-	
Total Asset - Women Owned Alternative Managers	\$24.3	\$24.3	\$25.0	\$0.0	\$0.0	\$0.0	
Total Assets - Alternative Managers	\$195.5	\$193.8	\$184.4	\$98.1	\$131.5	\$89.1	

Chicago Teachers' Pension Fund Diversity Report						
MWDBE Investment Manager Usage (in millions of dollars)						
Reporting for the Period ending January 31, 2012						
MWDBE Equity Managers	Month Ending					
	01/31/12	2011	2010	2009	2008	2007
Apex	\$19.7	\$18.4	\$18.2	\$30.5	\$33.5	\$32.8
Ariel	114.4	105.9	120.3	119.6	168.8	237.9
Ativo Capital	21.0	20.0	25.8	16.7	22.9	16.7
Herndon Capital	110.5	103.3	87.0	59.1	75.6	65.7
Attucks (Manager-of-Managers)	-	-	-	0.1	-	-
Brown Capital	10.9	10.3	16.6	12.8	13.6	16.9
Channing	74.3	70.4	67.4	50.0	21.3	29.7
Credo	103.7	97.3	63.3	50.0	17.0	6.4
Decatur Capital	14.8	13.9	12.3	9.7	-	-
Denali	22.0	21.4	21.6	16.2	15.4	17.9
Earnest Partners	427.4	402.9	180.9	70.4	104.1	108.4
Fortaleza	25.6	24.1	18.1	14.4	22.9	24.2
GW Capital	14.3	13.6	9.0	6.5	5.8	6.7
Holland	207.3	196.6	172.2	103.1	134.6	142.3
John Hsu Capital	11.6	10.6	19.3	-	-	-
Leading Edge (Manager-of-Managers)	-	-	-	-	-	-
Lombardia	271.5	282.1	260.4	109.2	164.7	191.1
MarVista Capital	9.0	25.7	46.7	34.5	-	-

Chicago Teachers' Pension Fund
 Diversity Report
 MWD BE Investment Manager Usage
 (in millions of dollars)

Reporting for the Period ending January 31, 2012

MWD BE Equity Managers (continued)	Month Ending					
	01/31/12	2011	2010	2009	2008	2007
NCM Capital	27.6	26.0	27.8	3.9	5.9	14.5
Paradigm	24.1	23.0	22.9	17.1	23.6	28.0
Piedmont	140.4	134.7	142.9	104.3	153.8	118.4
Profit	26.8	25.4	25.3	15.7	40.0	39.9
Progress (Manager-of-Managers)	-	-	-	108.0	-	-
Rhumbl ine	327.6	661.1	777.0	562.7	701.4	504.1
Total Assets - Minority Owned Equity Managers	\$2,004.5	\$2,286.7	\$2,135.0	\$1,601.7	\$1,868.5	\$1,708.2
Campbell Newman	\$9.8	\$9.5	\$9.1	\$6.3	-	-
Cheswold Lane	14.7	14.1	-	-	-	-
GlobeFlex Capital	-	-	-	13.0	21.1	23.6
Howland	-	-	-	2.1	18.7	21.3
Kenwood	-	-	-	-	0.0	8.6
Locke Capital	-	-	-	14.9	25.8	27.3
New Amsterdam	120.4	181.3	185.2	185.5	255.9	294.7
Nicholas	6.9	65.0	68.5	3.8	-	-
Opus	-	-	-	-	4.6	4.2
Redwood Investments	29.9	28.5	29.2	12.2	14.2	-
Rutland	-	-	-	-	8.4	9.7
Zevenbergen	82.1	77.4	84.3	53.1	68.4	71.5
Total Assets - Woman Owned Equity Managers	\$249.1	\$376.4	\$390.4	\$290.9	\$417.1	\$460.9
Total Assets - MWD BE Equity Managers	\$2,253.6	\$2,663.1	\$2,525.4	\$1,892.6	\$2,285.6	\$2,169.1

Chicago Teachers' Pension Fund Diversity Report						
MWD BE Investment Manager Usage (in millions of dollars)						
Reporting for the Period ending January 31, 2012						
MWD BE Fixed Income Managers	Month Ending					
	01/31/12	2011	2010	2009	2008	2007
Smith Graham	-	-	-	-	-	\$62.6
Garcia Hamilton Capital	79.7	77.9	73.4	-	-	-
LM Capital	130.8	129.6	124.3	65.0	63.9	62.3
Total Assets - Minority Owned Fixed Income Managers	\$210.5	\$207.5	\$197.7	\$65.0	\$63.9	\$124.9
Pugh Capital	80.8	79.8	73.2	-	-	-
Taplin, Canida & Habacht**	-	-	-	-	115.9	119.7
Total Assets - Woman Owned Fixed Income Managers	\$80.8	\$79.8	\$73.2	\$0.0	\$115.9	\$119.7
Total Assets - MWD BE Fixed Income Managers	\$291.3	\$287.3	\$270.9	\$65.0	\$179.8	\$244.6
Total Fund MWD BE Assets	\$2,740.4	\$3,144.2	\$2,980.7	\$2,055.7	\$2,596.9	\$2,502.8
MWD BE Active	\$2,412.8	\$2,483.1	\$2,203.7	\$1,493.0	\$1,895.5	\$1,998.7
Total Fund	\$9,491.7	\$9,216.9	\$9,941.2	\$8,367.1	\$11,443.6	\$12,757.5
MWD BE Assets as % of Total Fund	29%	34%	33%	27%	24%	23%
MWD BE Assets as % of Active Assets	36%	37%	33%	29%	25%	26%

** On December, 2008 - Taplin, Canida & Habacht was acquired by a non-minority firm.

Chicago Teachers' Pension Fund
Diversity Report
Current MWDBE Allocation vs. Target MWDBE Allocation

(in millions of dollars)
Reporting for the Period ending January 31, 2012

	Market Value	Total Class Assets	% of Asset Class	Target Allocation	Allocation Difference
Total Fund Assets	\$ 3,144.2	\$ 9,216.90	34%	20%	14%
Total Active Assets	\$ 2,483.1	\$ 6,885.70	36%	25%	11%
Total MWDBE Equity	\$ 2,663.1	\$5,666.60	47%	30%	17%
Total Minority Equity	\$ 2,286.7	\$5,666.60	40%	25%	15%
Total Women Equity	\$ 376.4	\$5,666.60	7%	5%	2%
Total Disabled Equity	\$ -	\$5,666.60	0%	0%	0%
Total MWDBE Fixed Income	\$ 287.3	\$ 1,896.80	15%	15%	0%
Total Minority Fixed Income	\$ 207.5	\$ 1,896.80	11%	12%	(1%)
Total Women Fixed Income	\$ 79.8	\$ 1,896.80	4%	3%	1%
Total Disabled Fixed Income	\$ -	\$ 1,896.80	0%	0%	0%
Total MWDBE Alternatives	\$ 193.8	\$ 1,791.00	11%	10%	1%
Total Minority Alternatives	\$ 169.5	\$ 1,791.00	9%	10%	(1%)
Total Women Alternatives	\$ 24.3	\$ 1,791.00	1%	0%	1%
Total Disabled Alternatives	\$ -	\$ 1,791.00	0%	0%	0%

**Chicago Teachers' Pension Fund
Illinois Based Investment Managers**
(in millions of dollars)

Reporting for the Period ending January 31, 2012

	MV as of 1/12	2011	2010	2009
Adams Street	\$72.2	\$72.2	\$68.0	\$63.3
Ariel Capital Management	105.9	105.9	120.4	131.4
Attucks Asset Management	185.5	175.3	176.2	152.7
Fortaleza Asset Management ¹	see below	see below	see below	see below
Capri Capital Partners	5.1	5.0	4.7	5.8
Channing Capital Management	74.3	70.4	74.6	63.3
DV Urban	12.0	12.0	15.4	16.1
Harris Investment Management	274.6	263.9	278.5	194.2
Hispania Capital Partners	4.5	4.5	3.0	1.9
Holland Capital Management	207.3	196.6	190.1	0.0
Leading Edge Investment Advisors	n/a	n/a	n/a	n/a
Ativo Capital Management ²	21.0	20.0	22.3	18.7
Mesrow	155.4	155.4	143.0	131.6
Muller & Monroe Asset Management	20.0	20.0	18.3	12.3
Northern Trust Corporation	1832.6	1,832.6	2,142.1	1,494.5
Pluscios Management	24.3	24.4	25.0	128.1
Progress Investment Management	n/a	n/a	n/a	n/a
Ativo Capital Management ²	0.0	0.0	3.5	2.9
Fortaleza Asset Management ²	12.2	11.5	8.2	6.2
Walton Street Capital	66.7	66.7	51.9	41.0
William Blair & Company	534.0	534.0	567.7	213.4
Total	\$3,607.7	\$3,570.4	\$3,913.0	\$2,677.5
IL Managed Assets as % of Total Fund	38%	38%	41%	28%

¹Fortaleza Asset Management is a sub-advisor in the Attucks Asset Management Manager-of-Manager program. Both firms are located in Chicago. Therefore Fortaleza's assets are reported as part of Attucks' Total Market Value.

²Ativo Capital Partners and Fortaleza Asset Management are IL based sub-advisors in a Manager-of-Managers program where the Manager-of-Manager is not IL based.

Chairperson Ward moved the Report of the Committee on Investments to the omnibus.

Mr. Ward left the meeting.

REPORT OF THE HEALTH INSURANCE MANAGER

Trustee Education on Health Benefits Program Presentation

Ms. Mary Cavallaro, Health Benefits Manager, presented the Trustees with education on the Health Benefits Program. Ms. Cavallaro provided historical background on CTPF's subsidy of retiree health insurance premiums and reviewed current components of subsidy expenditures. Ms. Cavallaro presented an analysis of the current financial state of the program along with projected expenditures through fiscal year 2015. Ms. Cavallaro reviewed possible options to change subsidy methodology or reduce health insurance expenditures. Ms. Cavallaro addressed questions raised by the Trustees.

Health Insurance Subcommittee Appointed

Mr. Jeffery Blackwell, chairperson of the Claims and Services Committee, selected a working subcommittee to participate with staff to evaluate the health insurance subsidy program. Members on the committee are Trustees Lois Ashford, Mary Sharon Reilly, and Rodrigo Sierra.

EXECUTIVE SESSION

Motion to Go Into Executive Session, Approved

A motion was made by Ms. Ashford, seconded by Mr. Kotis, and unanimously passed, to go into executive session for the purpose of discussing litigation matters.

The executive session lasted from 4:58 p.m. to 5:57 p.m.

Motion to Return to Open Session, Approved

A motion was made by Ms. Ashford, seconded by Ms. Reilly, and unanimously passed, to return to open session.

Dr. Pilditch, Mr. Kotis, and Ms. Padilla left the meeting.

REPORT OF THE COMMITTEE ON CLAIMS AND SERVICE CREDITS

Application for Pensions

The Committee on Claims and Service Credits reported that applications for pensions are presented for persons, hereinafter listed, with the recommendations that they be approved and granted in the amount and under the conditions set forth herewith.

In the case of each applicant for service and disability pension, the employment of the teacher has terminated, the legally prescribed minimum years of teaching service were completed and requirements with respect to age, the Illinois Retirement Systems Reciprocal Act (if applicable) and the Illinois Pension Code were fulfilled.

Each applicant for a survivor's or reversionary pension furnished proper evidence of his/her right to receive such benefit.

Optional Service Retirement Pensions

02/01/2012 through 02/29/2012

Name of Member	School or Final Status	1st Check Date	Years of Service	Effective Date	Annual Pension
* BRANIGAN, KATHY A.	MARQUETTE, JAMES	02-01-2012	33.84	01-29-2012	70,267.32
* BROWN, CHARLES ALBERT	C-W EDUC GENERAL	02-01-2012	29.15	10-26-2011	32,146.44
* COLLINS-LEE, WINIFRED	HEFFERAN	02-01-2012	13.05	10-22-2011	15,602.04
* DEAVER-SEA, DENISE ANNE	HUGHES/DAVIS	02-01-2012	34.27	01-01-2012	62,521.44
FILAR, VALERIE T.	DPTY SUPT BUSINESS	02-01-2012	10.98	03-15-2003	9,953.88
* HONG, ALEXANDER SEONGYONG	SCHURZ H S	02-01-2012	26.23	01-14-2012	46,980.84
* JACKSON, DEBORAH	C-W EDUC GENERAL	02-01-2012	10.89	01-01-2012	14,225.40
* JOHNSON, CLARENCE	JEFFERSON N	02-01-2012	29.60	11-22-2011	59,832.96
* KIRKSEY, CAROLYN ELAINE	SPECIAL SVCS ADMI	02-01-2012	34.14	01-15-2012	80,039.28
* LEANG, SERGIO	LOZANO BILINGUAL	02-01-2012	18.40	01-01-2012	35,026.08
* LEVINE, NANCY A.	DARWIN	02-01-2012	26.18	01-01-2012	46,792.44
MAHONEY-MCGOWAN, ANITA MARIE	EBINGER	02-01-2012	11.40	01-24-2012	18,446.52
* MARTIN, VERNITA MARIA	YOUNG	02-01-2012	30.49	01-15-2012	38,333.88
MITCHELL, JANE	OCTAVIO PAZ	02-01-2012	13.00	09-12-2011	19,090.80
* MORGAN, ILLONA MARIE	FOSTER PARK	02-01-2012	21.51	01-05-2012	28,999.80
* MYRICK, GEORGIA	OGLESBY	02-01-2012	24.68	09-25-2011	40,425.96
* PARRISH, YOLANDA MARLA	PETERSON	02-01-2012	27.46	01-15-2012	42,642.48
* PUGH, AUGUSTA	EARLE	02-01-2012	27.46	12-18-2011	40,433.28
* REMBERT, MABLE L	LAKE VIEW H S	02-01-2012	34.69	01-01-2012	75,586.56
ROCHMAN, HARRY	SUB TEACHER POSTAL	02-01-2012	8.88	01-01-2011	4,569.12

* Denotes preliminary pension

* STARNES WADE, LYNNSEXTON A O02-01-2012	22.05	02-01-2012	36,245.76
* TATE, FERN PATRICEC-W SPEC SVCS SUP02-01-2012	23.37	12-04-2011	37,598.88
* TAYLOR, SYLVIA RENELLFOSTER PARK02-01-2012	20.25	01-15-2012	26,968.44
* TRAXLER, NOREEN ANNMT VERNON02-01-2012	24.51	12-04-2011	40,498.80
WALKER, LONNIE MGREEN WENDELL02-01-2012	11.02	06-29-2009	9,140.16
* WILLIAMS, LEON AAREA INS OFFICE 102-01-2012	12.41	10-23-2011	22,695.36

Count of Optional Retirement Pensions: 26	Total Optional Retirement Pensions:	955,063.92
	Average Pension:	36,733.23
	Average Service Years:	22.30

Pensions Finalized

02/01/2012 through 02/29/2012

Name of Member	School or Final Status	1st Check Date	Years of Service	Effective Date	Annual Pension
ACEVEDO, DIANA MARIAFALCONER08-01-2011	36.38	02-2012	102,335.28
ANNUNZIO, THERESA MARGARETNORTHSIDE CENTER07-01-2011	38.66	02-2012	73,318.92
BEHRENS, SIRIAC-W SPEC SVCS SUP03-01-2011	21.84	02-2012	42,228.12
BERRY, CATHERINE LEETAYLOR07-01-2011	20.37	02-2012	38,779.20
BJORK, PAMELA KATHLEENGUNSAULUS ACADEMY07-01-2011	22.66	02-2012	40,446.12
BRIMMER, WILLIAM CHRISTOPHERC-W EDUC GENERAL07-01-2010	22.64	02-2012	28,078.44
BROTHERS, ANNA LASSTEENGARVEY07-01-2011	24.85	02-2012	46,470.84
BROWN, DELORIS JEANCOOK08-01-2011	20.81	02-2012	40,253.76
BROWN, YVONNE DMORGAN PARK H S07-01-2011	35.71	02-2012	67,170.84
BUTLER, BERNADETTE LUCILERAY10-03-2011	43.81	02-2012	114,154.92
CARLISLE, CHERYL DELORESSUMNER07-01-2011	38.39	02-2012	67,334.28
COLLINS, MARGARET LC-W EDUC GENERAL07-01-2011	14.05	02-2012	20,926.44
CORZINE, DAVID PATRICC-W SPEC SVCS SUP08-01-2011	20.26	02-2012	38,645.40
CURRY, CHARLINEERICSON07-01-2011	20.95	02-2012	39,824.76
DENTON, KENNETHMORGAN PARK H S07-01-2011	34.58	02-2012	61,386.96
DUGAN, GERALD VINCENTMARSH08-02-2010	36.84	02-2012	111,019.68
DUNNE, THOMAS EWALTER PAYTON07-01-2011	9.10	02-2012	16,149.60
EBERHARDT, CAROLE ELISEHANCOCK H S07-01-2011	38.93	02-2012	63,578.28
ELVINGTON, SALLY TWARREN07-01-2011	20.15	02-2012	34,384.08
ESPAD DE VELAZQUEZ, JUANA MIRIAMDRUMMOND08-01-2011	34.06	02-2012	93,337.68
FREEMAN, MARY ANNCLINTON07-01-2011	35.27	02-2012	61,689.48
GALIS, JANIS JWALSH08-01-2011	38.64	02-2012	64,207.68
GOLD-SPIVACK, SHERRI LYNNERAVENSWOOD07-01-2011	35.18	02-2012	60,700.08
GONZALEZ, LETICIA LOPEZSAUCEDO SCHOL ACA08-01-2011	34.70	02-2012	115,199.76
GONZALEZ, NORAOTIS07-01-2011	34.55	02-2012	60,643.92

* Denotes preliminary pension

GUTTER, NADINE	GAGE PARK H S	07-01-2011	26.58	02-2012	45,680.28
HAJDUK, MAUREEN BARRY	HANSON PARK	07-01-2011	34.92	02-2012	67,587.96
HANOWSKY, ANA MARIA	ANDERSEN COMM ACA	08-01-2011	35.46	02-2012	87,353.76
HEARD, GLORIA JEAN	CARTER	07-01-2011	25.62	02-2012	50,470.68
HOFF, NANCY JOY	PALMER	07-01-2011	34.54	02-2012	65,709.60
HOSKINS, DARTHA JEAN	LINCOLN PARK H S	07-01-2011	37.38	02-2012	67,420.68
HURLEY, RONALD	MADERO MIDDLE	08-01-2011	23.76	02-2012	43,982.28
JOHNSON-WHITEHEAD, LINDA DIANNE	KELLY H S	08-01-2011	28.21	02-2012	51,054.60
JONES, JEANNINE ASHLEY	HEROES ACADEMIC	08-01-2011	33.97	02-2012	111,051.24
JORDAN-BEASLEY, WILMARIE	PARKER CPC	04-01-2010	20.29	02-2012	32,893.44
JURKOVIC, JOAN V	MADISON	07-01-2011	37.23	02-2012	63,508.08
LAYNE, PAMELA J	ASHBURN SCHOOL	12-01-2010	33.50	02-2012	62,748.84
LERNER, JUDITH SHARON	C-W EDUC GENERAL	07-01-2011	30.72	02-2012	56,200.92
LO BIANCO-GORMAN, GAIL ANN	GRAHAM	07-01-2011	27.98	02-2012	42,115.08
LOWERY, BRONWYN DENISE	FAIRFIELD ACADEMY	07-01-2011	27.89	02-2012	47,792.16
LUCAS, GAYLE LENNETTE	HAUGAN	07-01-2011	26.79	02-2012	48,389.40
MCAFFEE, VANESSA JOYCE	MILTON BRUNSON	08-01-2011	38.73	02-2012	66,761.52
MCCOY, MARY A	MILTON BRUNSON	05-02-2011	7.95	02-2012	10,701.48
MCLIN, DENISE ANN	WELLS HS	09-01-2011	20.61	02-2012	22,602.84
MIKITA, OLGA	LYON	08-01-2011	16.40	02-2012	29,843.64
MITCHELL, QUEEN E	TILDEN H S	08-01-2011	29.83	02-2012	51,085.56
MOON, SO YOUNG	HAUGAN	07-01-2011	35.04	02-2012	68,384.88
MORAN, KATHLEEN	ALDRIDGE	07-01-2011	28.36	02-2012	55,674.36
MUIR, STELLA ALBOREDA	MORGAN PARK H S	07-01-2011	18.88	02-2012	35,758.32
MUNDELL, JOAN MARIE	STEVENSON	08-01-2011	37.98	02-2012	86,256.48
MURRAY, JAMES P	GOETHE	07-01-2011	41.60	02-2012	60,782.76
MYLERS BELL, KAREN RENEE	C-W EDUC GENERAL	09-01-2011	23.85	02-2012	38,097.96
NAVA, FELIPA M	SPRY	06-01-2010	21.48	02-2012	31,434.00
OLSZAK, DAVID G	CLEMENTE COMM ACA	07-01-2011	39.03	02-2012	64,895.64
OWENS, GERALDINE ARLENE	MARSHALL METRO H	04-01-2011	28.04	02-2012	56,894.64
PERKINS, DEBERAH E	ROBESON H S	07-01-2011	38.91	02-2012	67,413.00
REED, LINDA	C-W EDUC GENERAL	08-01-2011	26.85	02-2012	47,871.96
REYES, PETER	VON STEUBEN METRO	07-01-2011	20.00	02-2012	37,763.52
ROBINSON, BONITA	ELLINGTON	09-01-2011	37.74	02-2012	64,959.48
ROHAN, DANIEL WILLIAM	LINNE	08-01-2011	39.39	02-2012	110,779.68
ROSE, JULIE SKOREK	NORTHSIDE CENTER	07-01-2011	21.80	02-2012	37,591.92
ROSENBERG, AURIA ELEANOR	C-W EDUC GENERAL	07-01-2011	23.16	02-2012	43,080.12
RUBINSON, ROBERTA MAE	BUDLONG	07-01-2011	17.00	02-2012	29,385.00
SCHAFFEL, VIDA BELLE	FALCONER	07-01-2011	30.64	02-2012	59,326.56
SPRINGS, TERESA ANN	JULIAN H S	07-01-2011	34.88	02-2012	77,076.48

STINSON, ROCHELLE DENISE	GRAHAM TRAINING C	07-01-2011	34.35	02-2012	58,593.48
STOCKS, GARY RICHARD	C-W EDUC GENERAL	04-01-2011	14.30	02-2012	8,227.20
STRAZ, MARILYN ZELASKO	HANSON PARK	07-01-2011	35.94	02-2012	61,689.48
SULLIVAN, MARGARET LYNN	MCKAY	08-01-2011	20.36	02-2012	36,655.32
TAYLOR, JERRY GLEEN	ROOSEVELT H S	07-01-2011	38.41	02-2012	60,931.32
THAOCHALEE, CHACH	C-W EDUC GENERAL	07-01-2011	21.32	02-2012	43,040.40
THOMAS, SHARON H	HURLEY	08-02-2010	9.05	02-2012	13,953.36
THREET, PAMELA JEAN	C-W EDUC GENERAL	07-01-2011	20.67	02-2012	32,921.28
TRAHEY, DAVID FRANCIS	KENNEDY H S	08-01-2011	23.30	02-2012	43,994.52
TROY, LIANE SHARON	C-W EARLY CHILDDHO	07-01-2011	36.61	02-2012	68,089.80
URBAN, DIANE LYNN	PEREZ	07-01-2011	21.56	02-2012	43,220.52
URUKALO, MILAN	FIELD	12-01-2010	20.06	02-2012	32,441.88
WIDEGREN, RICHARD HERBERT	STEINMETZ A C	07-01-2011	32.74	02-2012	60,978.96
WOODS, DENISE SHARRON	WOODS ACADEMY	07-01-2011	27.05	02-2012	47,153.76
ZENDEJAS, DIANE HERNANDEZ	LANG & CULTURAL E	08-01-2011	36.39	02-2012	121,068.48

Count of Pensions: 80	Total Optional Retirement Pensions:	4,433,605.08
	Average Pension:	55,420.06
	Average Service Years:	28.61

Reciprocal Pensions

02/01/2012 through 02/29/2012

Name of Member	School or Final Status	1st Check Date	Years of Service	Effective Date	Annual Pension
* BEILER, PATRICIA ELLEN	CAMERON	02-01-2012	32.98	01-15-2012	58,254.00
* FALKENBERG, MARCUS SCOTT	SWIFT	02-01-2012	24.34	12-18-2011	35,480.40
MCCARTHY, KEVIN A		02-01-2012	6.75	01-01-2012	8,770.56
* SCHAPENDONK, MARCIA M	GOMPERS	02-01-2012	9.04	01-28-2012	13,338.48
SUESS, LAURALEA	WELLS HS	02-01-2012	2.89	07-01-2011	2,975.40
VOGT, DAVID E	STEINMETZ A C	02-01-2012	6.05	12-04-2011	7,213.32

Count of Reciprocal Retirement Pensions: 6	Total Reciprocal Retirement Pensions:	126,032.16
	Average Pension:	21,005.36
	Average Service Years:	13.68

Survivors' Pensions
02/01/2012 through 02/29/2012

Name of Member	1st Check Date	Years of Service	Effective Date	Annual Pension
BRODERICK, ANNE M <i>(WIFE OF JOHN J BRODERICK)</i>	02-01-2012	38.00	12-01-2011	41,042.04
DAYIANTIS, LORETTA T. <i>(WIFE OF GEORGE J DAYIANTIS)</i>	02-01-2012	38.00	01-01-2012	26,366.16
GARCIA, VALDEMAR <i>(HUSBAND OF AMELIA V GARCIA)</i>	02-01-2012	15.70	12-01-2011	6,604.80
GOODMAN, SIMONE <i>(WIFE OF DAVID GOODMAN)</i>	02-01-2012	34.30	10-01-2011	21,478.20
GRAZIANO, JOSEPH T. <i>(HUSBAND OF LESLIE A GRAZIANO)</i>	02-01-2012	38.10	12-01-2011	26,692.92
HARRIS, NOREEN LYNN <i>(WIFE OF MUHAMMAD ABDULLAH)</i>	02-01-2012	17.05	01-10-2012	14,145.84
HUMMONS, JOHN T. <i>(HUSBAND OF MARY ELIZABETH JOHNSON-HUMMONS)</i>	02-01-2012	23.00	11-01-2011	20,348.16
LEVIN, MARLENE S. <i>(WIFE OF JORDON LEVIN)</i>	02-01-2012	35.90	01-01-2012	43,576.68
MEYER, LOUISE M. <i>(WIFE OF CHARLES H MEYER)</i>	02-01-2012	38.00	12-01-2011	28,794.84
MODICA, JANET A. <i>(WIFE OF FRANK P MODICA)</i>	02-01-2012	32.40	12-01-2011	21,472.92
MURRAY, BETTY J. <i>(WIFE OF WILLIAM S MURRAY)</i>	02-01-2012	38.00	12-01-2011	29,390.28
O'DONNELL, LAWRENCE J. <i>(HUSBAND OF ALICE C O'DONNELL)</i>	02-01-2012	4.40	08-01-2011	1,877.40
SCHARF, LUCILLE H. <i>(WIFE OF ARTHUR A SCHARF)</i>	02-01-2012	8.50	10-01-2011	6,497.88
SCORZA, SARA PHYLLIS <i>(WIFE OF ERVING P SCORZA)</i>	02-01-2012	25.30	01-01-2012	14,371.56
SHANNON, CECILE M. <i>(WIFE OF JAMES M SHANNON)</i>	02-01-2012	37.20	12-01-2011	29,815.56
VINSON, EFFIE S. <i>(WIFE OF WALTER C VINSON)</i>	02-01-2012	38.00	12-01-2011	39,679.32
WALSH, ROBERT G. <i>(HUSBAND OF VIRGINIA WALSH)</i>	02-01-2012	34.20	12-01-2011	20,635.08
WARD, EDGAR L.	02-01-2012	37.40	01-01-2012	29,135.88
Count of Survivors' Pensions: 18				
		Total Survivors Pensions:		421,925.52
		Average Pension:		23,440.31
		Average Service Years:		29.64

Summary of Pensions Granted
02/01/2012 through 02/29/2012

At this Meeting		
Type of Retirement Pension	No	Annual
PENSIONS	26	881
RECIPROCAL	6	201
SURVIVOR	18	134
REVERSIONARY	0	1
Total:	50	1,217
FINALIZED	80	406

Cancellation of Pensions

The Committee on Claims and Service Credits reported that pursuant to the law, the pensions of the following persons were cancelled upon the date of attainment of legal age. The Committee recommended that the cancellations shown below be confirmed and reported in the proceedings of this meeting.

02/01/2012 through 02/29/2012

Name of Member	Reason	Type of Pension	Rate of Pension	Date Cancelled
GVAZQUEZ SAMUEL ANGEL	EXCEED AGE LIMIT	SURVIVORSHIP - 2.2	300.00	02-29-2012

Count of Cancelled Pensions: 1

Death Benefits

The Committee on Claims and Service Credits reported that documents pertaining to claims for death benefits were examined and verified, and recommended approval.

In support of these claims, the Committee reported that death benefits were for persons whose dates of death were certified and whose heirs, beneficiaries, administrators or executors furnished proper evidence to receive such payments.

02/01/2012 through 02/29/2012

SINGLE PAYMENT OF DEATH BENEFIT

DECEASED	BENEFICIARY	
ALEXANDER, LAVERNE	TIFFANY ALEXANDER JONES	1,666.67
	JAMES ALEXANDER	1,666.67
ALTMAN, FRANCES A	JUDITH L ANDERSON	2,500.00
	CYNTHIA LEVY	2,500.00
BAILEY, DONN F	MARTA A BAILEY	1,666.67
BARUCH, BARBARA	DAVID BARUCH	5,000.00
BASSIN, BEVERLY	MARK BASSIN	1,666.66
BAUMAN, HAZEL T	ROY C.J. BAUMAN	5,000.00
BENNETT, JANICE M	JANICE BENNETT LIV TRUST	5,000.00
BJORK, KENNETH R	JENNIE E. BJORK	5,000.00
BRILLE, BERNARD J	JOAN ELLEN BRILLE	5,000.00
BRINDELL, JUNE R	JILL BRINDEL	2,500.00
	PAUL BRINDEL	2,500.00
BROWN, PATRICIA A	JASON BROWN	5,000.00
BRYSON, RACHEL	MIAVRIA RUCKER	5,000.00
BURKE, VIRGINIA W	MICHAEL F PALMER	5,000.00
BURNAM, CAROL J	MARK L. BURNAM	5,000.00
CALZADA, LILIANA	DESIDERIO CALZADA	2,610.71
	EMILY A CALZADA	2,610.71
COBBS, EVELYN	HELEN COBBS	1,500.00
	KRISTI COBBS	1,650.00
COLIN, BARBARA T	DANIEL L COLIN	5,000.00
COURTNEY, BARBARA	BARBI K GLASCOE	5,000.00
COX, EARLENE	GEORGETTA BENNETT	1,250.00
	GENNES COX	1,250.00
	WILLIE PARNELL	1,250.00
	FLOYD STEVENSON	1,250.00

DUSKEY, MEGAN E	JAMES P DUSKEY	1,224.73
	MARK DUSKEY	1,224.73
	MATTHEW J DUSKEY	1,224.73
	DEBORAH ELIZABETH DUSKEY	1,224.73
ENGSTROM, JAMES G	JEFFREY ENGSTROM	5,000.00
ENRIGHT, EDWIN T	JOAN ENRIGHT	5,000.00
FITCH, MERLINE K	JEFFERY L KING	5,000.00
GARDNER, FRANK W	ELAINE M GARDNER	5,000.00
GILBERT, BERNADETTE M	DEAN E GILBERT	5,000.00
GLICKMAN, LUCILLE	MARY PATRICIA O'MALLEY	5,000.00
HARPER, JOANN	CHARLES LEO HARPER	2,500.00
HELWING, EVA K	CARL HELWING	1,666.67
HICKS, ETHEL B	ESTATE OF EDWARD HICKS JR	5,000.00
HOFFMAN, PATRICIA H	JAMES ZANTES HOFFMAN	500.00
	CENTRAL CATHOLIC HIGH	500.00
HYMAN, CAROL N	DAVID BRUCE HYMAN	1,666.67
	LAUREN SUE HYMAN	1,666.67
JACKSON, OLAVENIA F	LUSTER H JACKSON	1,666.67
JENSEN, MARIE V	EDWARD A WOLF	1,250.00
	ROBERT F WOLF	1,250.00
	WILLIAM F WOLF	1,250.00
KOMAR, IVAN	ULAY KOMAR	5,000.00
KORENSKY I, ROBERT A	ROBERT A KORENSKY TRUST	5,000.00
LEIGH, ELMA M	JAMES ANTHONY LEIGH	2,500.00
LEON, CARMEN	ILDEPHONSO LEON	2,500.00
LEWIS, HANNAH C	MILLIE VEAL	1,666.66
LOTKO, STANLEY A	JANE M LOTKO	1,666.67
	GENEVIEVE L PARADISE	1,666.67
MALIK, EVELYN W	ESTATE OF GLORIA WATERLOO	5,000.00
MALONEY, LOIS	HAROLD CAPLINGER	2,500.00
	MICHAEL J MALONEY	2,500.00
NESSMAN, EMMA R	DONALD OSCAR NESSMAN	2,500.00
NISHIMURA, MASAYO	SADAKO SAUNDERS	5,000.00
NORINI, GUIDO J	STAR L NORINI-JOHNSON	1,666.66
PATERNEK, ARTHUR L	MARGARET PATERNEK	5,000.00
PETAK, DOROTHY	DR STEVEN PETAK	2,500.00
PORTER, REBECCA ALICE	ANDRE R PORTER	1,666.66
RYAN, MICHAEL PATRICK	JOHN RYAN	5,000.00
	VIRGINIA SHEEHY	5,000.00
SABREE, IRIS L	QUADIR SABREE	5,000.00
SCOTT, HATTIE GRACE	ROBERT S SCOTT	8,000.00
SHORT, ARTHUR W	BYRON A. SHORT	2,500.00
	RENEE E. ASHLEY	2,500.00

STEWART, DOROTHY E	KEITH L STEWART	1,666.67
	KENNETH L STEWART	1,666.67
	LEAH STEWART-MCGREGORY.....	1,666.66
STUERHOFF, ANNE	ESTATE OF ANNE STUERHOFF.....	5,000.00
SWOR, ROBERT L	SHEILA MARIKO SEAGLE	5,000.00
VOORHEES, MADELINE	ANDREW ROBERT VOORHEES	1,000.00
WATTS, MARTHA E	CARISA A BOATMAN	5,000.00
WERNER, BARBARA A	DENISE Y CRUSOR	1,666.67
	GINA M CRUSOR-PRICE	1,666.67
	GARY C WERNER	1,666.66
WILLIAMSON, CHESTER	YLAYN M OUSLEY	1,666.66
		\$242,853.67

REFUND OF CONTRIBUTIONS

CALZADA, LILIANA	DESIDERIO CALZADA	3,542.97
	EMILY A CALZADA	3,542.96
DUSKEY, MEGAN E	DEBORAH ELIZABETH DUSKEY	1,225.10
	MATTHEW J DUSKEY	1,225.08
	JAMES P DUSKEY	1,225.10
	MARK DUSKEY	1,225.10
HUNTER-PATE, JUDITH A	JOHN W PATE	12,524.32
	JEFFREY R HUNTER	12,524.32
	JONATHAN HUNTER	12,524.28
	JEANETTE R WILLIAMS	12,524.32
RYAN, MICHAEL PATRICK	VIRGINIA SHEEHY	23,201.81
	JOHN RYAN	23,201.82
WALLACE, SHARON	PATRICK M WALLACE	2,771.88
		\$111,259.06
GRAND TOTAL OF ALL DEATH BENEFITS		\$354,112.73

Refunds

The Committee on Claims and Service Credits reported that documents pertaining to claims for refunds, listed herewith, were examined and verified, and recommended approval thereof. In support of these claims, the committee reported that: 2.2 excess contributions represent the additional amount contributed after 34 years of service refundable upon retirement provided the member does not choose the augmented pension rate; contract overpayments and refunds represent reductions and withdrawals of previously validated optional service and 2.2 upgrade contributions; excess contributions represent deductions outside of the statutory requirements; termination and other refunds are for persons no longer employed as members of the teaching force and, survivor contributions are for members with no eligible survivors at the time of retirement.

02/01/2012 through 02/29/2012

2.2 Excess Contributions

ACHLER, JUDY M	5,470.70
AUSTIN, YVONNE	8,707.56
BALARK, JOAN A	4,044.43
DAVIDSON, JOYCE DIANE	3,946.89
DROBNY, ARNOLD J	8,463.08
HOURSTON, MARILYN	6,491.89
ISMAEL, ANN SHARON	3,128.97
NASH, VIOLET MARIE	3,572.28
PALES, ROBERT JOHN	8,248.01
TITTLE, ALICE MARIE	4,782.15
TOTAL 2.2 EXCESS CONTRIBUTIONS	56,855.96

Contract Overpayment

AVICK, ANN	2,338.67
BANDAUSKAS, KATHLEEN MARIE	9,146.82
BEHRENS, SIRIA	796.43
BERAN, DARLENE MARIE	2,434.84
BRANIGAN, KATHY A	14,329.20
CROWLEY, MARY ELIZABETH	13,154.31
FARLEY-GORDON, KATHERINE M	1,593.03
FILAR, VALERIE T	512.23
FINEMAN, MICHAEL JAY	1,610.17
FLEMING, MAUREEN ANN	1,826.83
FLEMING, MAUREEN ANN	11,855.11
GILBERT, ATHENA NICOLOPULOS	950.25
GREENLEE, MARY LEE	1,183.21
HAPANIEWSKI, VIVIAN M	10,880.57
HOLZMAN, NESSA ELAINE	129.65
JAMISON, ORA MARIE	2,608.69
OWENS, GERALDINE ARLENE	1,034.51
ROMANOWSKI, DONNA MARIE	2,381.61
SAGODIC KOWALSKI, KAREN MARIE	13,679.76
TITTLE, ALICE MARIE	12,929.00
TRIGG, SANDRA ANNE	106.29
TOTAL CONTRACT OVERPAYMENT	105,481.18

Contract Refund

GONZALEZ, LETICIA LOPEZ	180.39
JONES, JEANNINE ASHLEY	3,596.34
TOTAL CONTRACT REFUND.....	3,776.73

Excess Contributions

BALASUBRAMANIAN, RAJESH V	554.52
BORTZ, CAROLINE J	12.87
BRAXTON, ANNE MARIE	142.19
BUJAK-DOMINIAK, JOANNE D	219.35
COLLINS, MARGARET L	67.63
DENTON, KENNETH	8.94
FETTERS, EMILY M	93.57
FLORES, JULIA	15.76
FREEMAN, MARY ANN	10.70
FRY, SCOTT	8.91
HAJDUK, MAUREEN BARRY	85.56
HASSELL, DEAN ANTONIO	57.64
IDEMUDIA, TARA Y	137.76
JONES, APRIL A.	359.03
JURKOVIC, JOAN V	10.50
KADOW, LAUREN ELIZABETH	25.17
KARWOWSKI, JOSEPH R.	68.08
LAYNE, PAMELA J	8.06
LERNER, SARIN A.	27.42
MARTZ, LEONARD T	125.93
MCAFFEE, VANESSA JOYCE	33.56
MCLEMORE, ANGELA R	34.44
MELAMED, ROBIN L	10.07
MITCHELL, QUEEN E.	262.62
MORAN, KATHLEEN	31.30
MYLERS BELL, KAREN RENEE	85.12
OWENS, GERALDINE ARLENE	312.41
PARKER, BERYL JEANNE	10.93
PENTANGELO, JENNIFER M.	32.45
PERKINS, DEBERAH E	7.49
PHILLIPS, JOSHUA	26.36
RUBINSON, ROBERTA MAE	127.00
SIZER, LORSE J	128.07
SMITH, PHYLLIS MARIE	99.79
SPRINGS, TERESA ANN	118.92
STOCKS, GARY RICHARD	60.43
SULLIVAN, MARGARET LYNN	4.00
SWEISS, CHRISTINE	20.23
TANG, ANNE	18.54
THOMPSON, VALERIE EVADINE	124.95
TROY, LIANE SHARON	44.34
VELEZ, REBECCA	22.94
WEGNER, KATHRYN L	55.61
WILSON, PHYLLIS IRENE	141.05
WILSON, STEPHANIE LASEAN	19.11
WILSON-GETTINGS, LATRICE A	32.92
WLODARCZYK, SUSAN MARIE	11.40
TOTAL EXCESS CONTRIBUTIONS.....	3,915.64

Other

AGUIRRE, SAMUEL ROBERT	4,662.86
ANTESBERGER, BRENT P	12,903.86
BAXA, BRADLEY JOSEPH	2,594.09
BROOKS, TANISHA D	1,328.51
GARCIA, CAROL ANN	4,303.28
HONORE, ROBIN M	13,349.04
IVORY, NATHAN	1,198.17
ROBINSON, FRANCHE O	14,939.11
SIZER, LORSE J	743.74
SMITH, GLEN S	1,681.66
STEVENS, BRENDA A	35,231.12
WHEELER, DESIRE DENISE	378.09
WHITAKER, CLAUDIA B	30,611.78
WRIGHT, CHARLENE	3,351.90
TOTAL OTHER.....	127,277.21

Survivor Contributions

ACHLER, JUDY M	943.37
ALLEN, JOYCE MURRAY	946.06
AUSTIN, YVONNE	1,647.89
BALARK, JOAN A	902.18
BERAN, DARLENE MARIE	960.40
BROWN, DELORIS JEAN	968.76
BUSH, OSSIE	890.06
BUSTAMANTE, LUDINILA A	3,246.91
CHEERS, ELOISE LOIS	2,864.76
CHILES, CHRISTLA BRENN A	854.84
CHRISTIAN, WENDY	3,801.01
COLEMAN TONEY, KATHLEEN VICTORIA	13,421.35
CONDREY, ROSE MARIE	917.02
CORNBLEET, AILEEN GAIL	939.43
CRAWFORD, JACQUELINE ANNE	881.52
CURRY, CHARLINE	11,484.95
DAHLBERG, JOAN	2,379.32
DAVIDSON, JOYCE DIANE	1,064.08
DEMLING, THERESE ANNE	969.00
DIXON, JOAN ELIZABETH	889.50
DORSEY, MARY LEE	1,144.35
EDISON, PEGGY ANN	889.00
ELVINGTON, SALLY T	10,890.84
ENRIGHT, BEVERLY ROSE	421.63
ESCAMILLA, MARINA SU	829.85
FILAR, VALERIE T	3,272.34
FLEMING, MAUREEN ANN	888.98
GLOVER, VALERIE ANNE	4,726.56
GORAVICA, BARBARA LYNNE	924.80
GUTTER, NADINE	10,653.21
HAPANIEWSKI, VIVIAN M	976.36
HAWKINS, JULIA MAE	2,507.62
HOLZMAN, NESSA ELAINE	815.06
HULETT, ROSEMARY D	259.25
ISMAEL, ANN SHARON	2,115.79
IVEY, BESSIE LEE	983.18

JAMISON, ORA MARIE	943.83
JENKINS, YVONNE CELESTE	2,778.28
KIRKSEY, CAROLYN ELAINE	17,814.90
MANDEVILLE, WILLIAM K	6,512.17
MERICH, DOREEN	902.18
MITCHELL, JANE	6,438.00
MITCHELL, QUEEN E.	46.84
NASH, VIOLET MARIE	951.27
NEWTON, ODELL	1,393.01
NICHOLSON, JAMES ARTHUR	9,320.36
PARRISH, YOLANDA MARLA	12,397.97
PELT, CAROL ANN	631.95
PHILLIPS, SHEILA MARIAM	838.02
POWELL, DORIS BEATRICE	10,941.10
REEVES, GLORIA MARIA	1,112.95
ROMANOWSKI, DONNA MARIE	992.04
SCOTT, JACQUELINE MARIE	3,014.82
SPRATT, CEDRIC	5,630.82
STANCIK, MARYANN	977.19
TA, KIM HUONG	9,144.62
TITTLE, ALICE MARIE	1,475.41
TOLIVER, VALERIE JEAN	9,498.24
VAULTZ-POLK, SHELIA	993.20
WALK, LILLIE MAE	104.76
WOODS, DENISE SHARRON	12,137.56
WRIGHT, DIANN	1,729.19
TOTAL SURVIVOR CONTRIBUTIONS	211,991.91

Termination Refunds

ALBRECHT, GARRY M.	5,318.28
ALI BROWN, DAA'IYAH DIANE	1,301.56
APPLING, CHERESE	27,298.08
AUGUSTINE-HERRON, LORETTA A	13,525.07
BAIG, AIMA	2,533.18
BALASUBRAMANIAN, RAJESH V	4,766.11
BARNETT, GENI S	6,218.51
BASALDUA, TIMOTHY	7,817.48
BITOY, PATRICIA N	2,963.24
BLACK, NATHANIEL C	7,204.79
BORGACZ, BETSY E.	310.77
BOYD, KEVIN E.	15,420.78
BRADFORD, ROSE S	46.38
BRAXTON, ANNE MARIE	6,669.95
BROOKS, GWENDOLYN	13,917.52
BRUGGERS, JOAN E	7,887.59
BUJAK-DOMINIAK, JOANNE D	19,022.27
CHIBUCOS, KAY	2,068.75
CIRA, SHERBAN	3,322.42
COHEN, TRISHA	4,488.80
COLLINS, SHARON	3,652.02
CONKLIN, KATHRYN A	1,934.00
DAVIS, JAMES IVAN	5,421.04
DAVIS, JEFFREY M.	1,505.32
DEAR, VICKIE DIANE	7,346.81

DERMAN, MARY E.....	11,342.11
DOMINIQUE, DOROTHY J.....	870.94
DRURY, DORIAN W.....	4,296.73
DUNNE, MAIRA H.....	6,133.92
ENRIQUEZ, JESHUA.....	4,436.80
ERNST, JEANNINE.....	3,304.88
FERRELL, BEVERLY L.....	10,469.58
FETTERS, EMILY M.....	33,558.72
FLORES, MELANIE.....	31,919.27
FRY, SCOTT.....	4,433.72
GLADNEY, DENISE A.....	1,064.64
GOLDING, NANCY.....	327.83
GRIFFIN, JAMES D.....	141.79
GRUNTZEL, MARK ANTHONY.....	20,393.74
HALEY, CORY LASHAUN.....	5,112.36
HALEY, CORY LASHAUN.....	5,616.33
HAMILTON, SHARON M.....	571.43
HARTNEY, CATHERINE L.....	204.75
HASTINGS, MICHAEL E.....	288.82
HILL, JUDITH.....	3,174.69
HILL, VALERIE.....	593.19
HINTON, KRISTA MARIE.....	19,313.40
HOUGH, PATRICIA A.....	2,548.06
IDEMUDIA, TARA Y.....	3,260.16
INGLERIGHT, GREGORY.....	27,414.68
JACKSON-LUCAS, LUCRETIA M.....	1,856.40
JALALI, SAYEED J.....	1,869.41
JOHNSON, WILLIE L.....	1,203.91
JONES, APRIL A.....	2,152.87
KADOW, LAUREN ELIZABETH.....	4,642.00
KARWOWSKI, JOSEPH R.....	1,609.19
KOERBER, CHRISTINA.....	1,308.97
LEINWEBER, CHRIS A.....	2,648.33
LERNER, SARIN A.....	8,352.77
LOBO-ARREDONDO, ERMILIO.....	43,789.63
LOMACK, SELENA M.....	199.18
LUMPKIN, GINGER INEZ.....	73,626.83
LYLES, KATRINA.....	873.92
MANNEY, GERMAINE DENIECE.....	298.68
MANNING, ARLENE E.....	8,900.95
MARKING, APRIL ANN.....	21,804.50
MASSEY, TERRIE T.....	2,860.18
MCKEAN, ABIGAIL J.....	30,250.11
MELAMED, ROBIN L.....	6,360.48
MERRIMAN, WILLIAM S.....	6,884.30
MEYERS, JULIE L.....	10,222.35
MUHAMMAD, JOSEPH A.....	5,283.64
O'MAHEN, ERYNN.....	27,999.70
OLIVIER, ANDRE P.....	3,962.32
PARKER, BERYL JEANNE.....	24,532.35
PEARSON, PHOENIX.....	5,317.37
PENTANGELO, JENNIFER M.....	9,922.53
PHILLIPS, JOSHUA.....	3,244.15
PHILLIPS, NICOLE.....	5,344.58
PRAGER, DANA R.....	13,037.07

PRESS, ANN	5,399.34
PRINS, KATHERINE E.....	17,270.42
PUTNAM, TERESA M	248.15
RANDLE, LA DONNA ANDRE	5,401.40
ROBERSON, STEPHANE.....	5,175.86
RODIN, NANCY Z	384.44
SANDERS, MISHELLE	15,179.89
SANDIFER, CLAUDIA L	243.78
SCHIELKE, SARAH C	7,572.98
SEWARD, RUTH LEAH.....	27,478.22
SHAUGHNESSY, ROSMARIE	14,370.21
SHOGREN, ANNIKA B	1,280.51
SILVA, GRACIELA	3,564.46
SIZER, LORSE J	340.81
STRASSER, TRACY.....	19,812.21
TERBRACK, VINCENT P	8,988.81
THOMAS, KEISHA C	14,671.25
THOMPSON, DOROTHY M	582.01
THOMPSON, RONALD M	235.85
THORNTON, ROSIE.....	1,209.00
TIPPETT, MARK E	414.36
TITTLE, LADONNA T	623.30
TORMEY-PIETRUSZKA, CHRISTINE M	2,174.27
TOWNER, HERCULES.....	4,099.45
TROUTMAN VERNER, LESLIE ANNE	4,863.24
TURNERY, EMMETT G.....	8,445.22
VALENTINE, SHERRI MONIQUE	24,855.05
VELEZ, REBECCA	11,789.72
VOGEL, CLAUDE.....	206.25
WEAVER-DREW, DASHAWN	4,391.98
WEGNER, KATHRYN L	37,978.37
WEPRIN, MARYANN	4,146.12
WHEELER, DESIRE DENISE	609.11
WILLIAMS, JAMES E	3,861.74
WILLIAMS, NIKKI	10,087.85
WILSON, PHYLLIS IRENE	32,451.56
WILSON, STEPHANIE LASEAN	5,087.87
WILSON-GETTINGS, LATRICE A.....	4,232.38
WINCKELBACH, LACEY M	13,144.54
WOU CZYNA, NICOLE	18,881.33
TOTAL TERMINATION REFUNDS	1,044,865.24
GRAND TOTAL OF ALL REFUNDS.....	\$1,554,163.87

Outside Time

The Committee on Claims and Service Credits reported that affidavits, or other evidence attesting to or certifying service in the public schools of the several states or in schools operated by or under the auspices of the United States outside of the City of Chicago were presented for the persons hereinafter listed.

The Committee recommended that the service described be approved for pension credit provided that the last five years of the member’s service shall have been rendered in a position covered by this Fund, the State Universities Retirement System or the Teachers’ Retirement System of the State of Illinois; a maximum credit for ten years shall be reduced by credit for such service validated by the State of Illinois; and three-fifths of the term of service for which an annuity is granted shall be in the public schools of the City.

Name	School	Service	Years
Barnes, David A.....	Clark Middle School.....	Teaching.....	1.0000
Brown-Haynes, Sharon D.....	Lewis.....	Teaching.....	0.6000

Chairperson Blackwell moved the Report of the Committee on Claims and Service Credits to the omnibus.

**REPORT OF THE COMMITTEE ON FINANCE AND
AUDIT**

March 7, 2012, Finance and Audit Committee Report Presented

President Rehak presented the March 7, 2012, Finance and Audit Committee Report (see Exhibit B attached).

Administrative Expenses

The following administrative expenses were presented with the recommendations that they be approved.

Administrative Expenses 02/01/12 – 02/29/12		
Vendor	Description	
ACE BAKERY	DESSERT, TRUSTEE APPRECIATION, 2/16	\$48.00
AMERICAN EXPRESS	ANNUAL DUES, LOBBYIST, 1/1/12 - 12/31/12	\$311.00
	ACCOM., GOVERNOR'S CONF., 1/17/02, SPRINGFIELD, IL: HUBER	\$144.48
	FAX BROADCASTING MINUTES	\$286.88
	2011 CARF REPORT	\$1,245.16
	CANCEL FEE, IFEBP CONF., 2/2/12 - 2/15/12, LAKE BUENA VISTA, FL: BLACKWELL	\$200.00
	ACCOM., NCPERS CONF., 5/5/12 - 5/10/12, NEW YORK, NY: 10 TRUSTEES	\$4,154.50
	CREDIT, ACCOM., FINCL RESEARCH CONF., 1/22/12 - 1/24/12, LAS VEGAS: 3 TRUSTEES	(\$467.04)
HENRY P. ANSELMO	LEGISLATIVE CONSULTING, 2/1/12 - 2/29/12	\$8,333.33
BEGGARS PIZZA	LUNCH, IN-HOUSE RETIREMENT SEMINAR, 2/13	\$149.20
BOGFIRE INC.	DESIGN & LAYOUT, 2011 CAFR REPORT	\$1,500.00
	DESIGN & LAYOUT, E-MAIL SIGN-UP & RAFFLE	\$400.00
	DESIGN & LAYOUT, STOCK PHOTO USAGE	\$75.00
	DESIGN & LAYOUT, DEC & JAN E-NEWS	\$500.00
	DESIGN & LAYOUT, LEAP FLYER & SUMMARY	\$275.00
BUSINESS PRODUCTIVITY SOLUTIONS	CONSULTING, SOLOMON PURCHASING MODULE, 9/1/11 - 12/31/11	\$5,031.25
	SOLOMON PHONE SUPPORT, 2/12/12 - 2/11/13	\$7,070.00
BRADLEY CONSULTING GROUP INC	MIS CONSULTING SERVICE, 1/1/12 - 1/31/12	\$45,600.00
BUSINESS IT SOURCE	SOFTWARE SUPPORT, VIRTUAL ENVIRONMENT, 2/1/12 - 1/31/13	\$1,569.00
CAFFE BACI	BREAKFAST, INVESTMENT MGS. MEETING, 2/3	\$75.24
	BREAKFAST, TRUSTEE MEETING, 2/16	\$152.39
CALLAN ASSOCIATES INC	REG., INTRO TO INVESTMENTS, 4/17/12 - 4/18/12. SAN FRANCISCO, CA: FREED	\$2,350.00
CAVALLARO, MARY	REIMBURSE, ON-LINE TRAINING CLASS, 1/13	\$673.00
CDW COMPUTER CENTER	COMPUTER SUPPLIES	\$503.51
CHICAGO HEARING SOCIETY	INTERPRETER, RETIREMENT SEMINAR, 2/20	\$330.00
CHICAGO MESSENGER SERVICE INC	DELIVERY SERVICE THRU 2/12	\$381.11
CHICAGO PRESS CORP.	BUSINESS CARD STOCK	\$227.00
CHICAGO PUBLIC SCHOOLS	SUBSTITUTE SALARY REIMBURSEMENT, TRUSTEE MEETING, 2/16	\$994.92
	SUBSTITUTE SALARY REIMBURSEMENT, TRUSTEE CONF., 2/27/12 - 2/29/12	\$497.46
CITRIX ONLINE	CTPF WEBINAR, 2/2/12 - 3/1/12	\$198.00
COM ED	ELECTRIC SERVICE, 1/9/12 - 2/8/12, SUITE 2600	\$2,869.84
COMGRAPHIC, INC.	REPLENISHMENT OF ENVELOPE STOCK	\$13,020.00
	PROCESSING, 1099R'S, FY2011	\$17,606.55

Administrative Expenses 02/01/12 – 02/29/12

Vendor	Description		
	PROCESS. PENSION CHECKS & ADVICES, 2/12	\$10,381.99	\$41,008.54
DATE CONSULTANTS	HARDWARE, CTPF VIRTUAL ENVIRONMENT		\$2,275.00
DIRECTV	SATELLITE RECEPTION, 2/10/12 - 3/9/12		\$6.00
GARVEY'S OFFICE PROD.	OFFICE SUPPLIES		\$1,464.57
GOLDSTEIN & ASSOC.	ACTUARIAL SERVICES, ALTERNATE FUNDING PROJECTIONS	\$5,000.00	
OLDSTEIN & ASSOC	ACTUARIAL SERVICES, PROJECTIONS OF REVENUE FROM PROPERTY	\$2,000.00	\$7,000.00
GREEN OFFICE PARTNER	OFFICE SUPPLIES		\$189.99
HARRIS-FAUST, REBECCA	TUITION REIMBURSEMENT, 1 CLASS		\$780.00
HOLLEMAN, MICHELLE	GRAPHICS & DESIGN, LAW & RULES COMMITTEE	\$400.00	
	GRAPHICS & DESIGN, ACTIVE MEMBER COMMUNICATION	\$1,125.00	
	GRAPHICS & DESIGN, POPLAR ANNUAL REPORT	\$3,125.00	
	GRAPHICS & DESIGN, ELECTRONIC COMMUNICATIONS	\$210.00	\$4,860.00
IMRF	QTY 23 - IL PENSION CODE PUBLICATIONS		\$1,009.25
IBM CORP.	BUSINESS CONTINUITY SERVICE, 2/1/12 - 2/29/12		\$1,899.00
IMPACT NETWORKING LLC	MAINTENANCE, COPIERS, 1/1/12 - 7/1/12	\$6,075.63	
	OFFICE SUPPLIES	\$94.50	\$6,170.13
INT. FOUNDATION	JOB POSITION, CHIEF FINANCIAL OFFICER		\$215.00
INTERPARK	MONTHLY PARKING, 2/1/12 - 2/29/12: FIELD REPS	\$1,150.00	
	MONTHLY PARKING, 2/1/12 - 2/29/12: J.BANGERT	\$230.00	*
	MONTHLY PARKING, 2/1/12 - 2/29/12: PAYROLL DEDUCTION	\$690.00	**
	MONTHLY PARKING, 3/1/12 - 3/31/12: FIELD REPS	\$1,150.00	
	MONTHLY PARKING, 3/1/12 - 3/31/12: J.BANGERT	\$230.00	*
	MONTHLY PARKING, 3/1/12 - 3/31/12: PAYROLL DEDUCTION	\$690.00	**
IRON MOUNTAIN	COMPUTER BACKUP STORAGE , 1/1/12 - 1/31/12		\$542.94
JACOBS, BURNS, ORLOVE	LEGAL SERVICES, 12/1/11 - 12/31/11		\$49,479.28
KRAVETS, MARC	REIMBURSE, MILEAGE, 7/1/10 - 11/9/11		\$58.07
MOREL, ERIC	REIMBURSEMENT, JOB POSTING, SENIOR APPLICATION DEV/ANALYST		\$390.00
NEOFUNDS BY NEOPOST	REPLENISHMENT OF POSTAGE		\$2,090.70
NEOPOST INC	POSTAGE SUPPLIES		\$445.04
N. SHORE PRINTERS, INC.	POPULAR REPORT W/COVER LETTERS	\$16,972.00	
	ENVELOPES	\$879.00	
	RETIREMENT CHECKLIST FORM	\$664.00	

Administrative Expenses 02/01/12 – 02/29/12			
Vendor	Description		
	POSTCARD MAILING	\$2,417.00	
	PENSION MATTER FLYERS	\$665.00	
	2012 RETIREMENT SEMINAR BOOKS	\$1,624.00	
	2011 CAFR ALTERATIONS	\$442.00	\$23,663.00
NOTARY PUBLIC OF IL	RENEWAL OF NOTARY STAMP: S.BROOKS		\$49.00
NPEA INVOICE	ANNUAL MEMBERSHIP FEES, 1/1/12 - 12/31/12; RADENCIC, BANKS-FALLIS		\$500.00
ODDO, KATHARINA	REIMBURSE, OPEN ENROLLMENT, 10 /5 & 10/11		\$24.39
OFFICE CONNECTIONS	OFFICE SUPPLIES		\$395.04
REHAK, JAY C.	REIMBURSE, AIRFARE, LA ROUND UP, 2/26/12 - 2/29/12, LAS ANGELES, CA		\$243.10
REMER, PHYLLIS	REIMBURSE, NOTARY COMMISSION FEE		\$5.00
RENAISSANCE HOTELS	ROOM RENTAL, RETIREMENT SEMINAR, 2/20		\$12,944.02
ROBINSONNIRO LLC	LEGAL SERVICES, 7/29/11 - 12/8/11		\$5,107.50
SAGE SOFTWARE, INC.	FIXED ASSET SOFTWARE SUPPORT, 2/18/12 - 2/17/13		\$1,195.00
SCHURY, MARIANNE	REIMBURSE, OPEN ENROLLMENT, 10/5 & 10/11		\$22.37
THE SIMONS GROUP, LLC	PROJECT MANAGEMENT, CTPF MEMBER ONLY WEB-SITE, 11/11		\$880.00
SOFTCOM TECHNOLOGY CONSULTING	MAINTENANCE, WEB-HOSTING, 3/1/12 - 3/1/13		\$552.00
SPORTS AWARDS CO.	SCROLL CASTING		\$66.44
STAPLES	OFFICE SUPPLIES		\$59.97
SUBURBAN DOOR CHECK & LOCK SERVE	SERVICE CALL, REPLACE ELECTRIC DOOR LOCKS		\$1,217.40
TRANSUNION	ADDRESS LOCATION USAGE, 12/26/11 - 1/25/12		\$50.00
TRI-STAR CATERING	LUNCH, TRUSTEE MEETING, 2/16		\$394.50
UMBLES, JACQUELINE	REIMBURSE, MILEAGE, 6/7/11 - 12/7/11		\$142.14
UNISHIPPERS CHICAGO NEAR NORTH	DELIVERY SERVICE THRU 2/15		\$168.18
VISION MAI, LLC	LEGISLATIVE CONSULTING, 2/1/12 - 2/29/12		\$5,000.00
M & J WILKOW, LTD	RENT, 2/1/12 - 2/29/12	\$73,128.33	
	WORK ORDERS, 1/1/12 - 1/31/12	\$445.43	\$73,573.76
XO COMMUNICATIONS	MONTHLY TELEPHONE SERVICE, 1/27/12 - 2/26/12		\$1,637.02
PHYSICIANS, DISABILITY APPLICANTS			
ACCESS MEDICAL EVALUATIONS	EVAL & REPORT, D.D. BY DR. CHIEN	\$650.00	
RECORD COPY SERVICES	MEDICAL RECORDS, C.B. BY DR. HAMPTON	\$128.95	\$778.95
			<u>\$338,370.52</u>

* REIMBURSED BY PERSONAL CHECKS

** REIMBURSED THRU PAYROLL DEDUCTIONS

President Rehak moved the Report of the Committee on Finance and Audit to the omnibus.

REPORT OF THE FINANCIAL SECRETARY

Financial Statement

The Financial Secretary presented a report on the Fund’s net assets, changes in net assets, and supporting reports for the seven months ending January 31, 2012 with the recommendation that it be approved and printed in the proceedings of this meeting.

STATEMENT OF PLAN ASSETS (INTERIM)		
	01/31/2012	06/30/2011
ASSETS		
CASH AND CASH EQUIVALENTS	\$ 427,535,660	\$ 505,359,738
RECEIVABLES:		
EMPLOYER	-	909,663
STATE OF ILLINOIS	4,353,750	4,408,180
EMPLOYEE	33,488,922	49,567,455
ACCRUED INVESTMENT INCOME	24,836,238	30,800,471
PARTICIPATING TEACHERS' ACCOUNTS FOR CONTRIBUTIONS	4,435,719	4,681,364
OTHER RECEIVABLES	658,103	747,610
	67,772,732	91,114,743
INVESTMENTS, AT FAIR VALUE:		
EQUITY	5,573,372,553	6,375,599,574
PUBLIC REITS	278,928,939	298,907,749
BONDS	1,899,809,481	1,817,433,960
HEDGE FUND	170,640,354	177,744,777
INFRASTRUCTURE	286,922,093	275,818,888
REAL ESTATE	723,614,717	686,732,202
PRIVATE EQUITY	300,924,253	319,315,230
	9,234,212,390	9,951,552,380
FIXED ASSETS	2,845,168	2,794,764
TOTAL ASSETS	9,732,365,950	10,550,821,673
LIABILITIES		
ADMINISTRATIVE/ACCOUNTS PAYABLE	241,843,716	206,734,937
TOTAL LIABILITIES	241,843,716	206,734,937
NET ASSETS AVAILABLE FOR BENEFITS	\$9,490,522,228	\$10,344,086,736

STATEMENT OF CHANGE IN PLAN ASSETS (INTERIM)

	7 Months Ending 01/31/2011	12 Months Ending 06/30/2011
ADDITIONS:		
EMPLOYER:		
EARLY RETIREMENT OPTION	\$ 85,274	\$ -
STATE OF ILLINOIS	6,095,250	42,971,400
CPS UNDERFUNDED CONTRIBUTIONS	-	137,799,321
FEDERAL FUNDS-CPS	8,038,382	27,818,279
SPECIAL LEAVES	5,438	119,685
FEDERAL HEALTH INSURANCE REIMBURSEMENT	4,066,105	10,338,661
RECIPROCAL COLLECTIONS	22	994
	<u>18,290,471</u>	<u>219,048,340</u>
EMPLOYEE:	101,790,593	185,762,951
INVESTMENT INCOME:		
INTEREST	41,541,174	104,080,159
DIVIDENDS	67,794,125	127,470,956
SECURITIES LENDING (NET)	2,957,010	4,601,984
REALIZED GAINS (LOSSES)	108,005,047	381,041,285
UNREALIZED GAINS (LOSSES)	(470,375,434)	1,547,671,332
MISCELLANEOUS INVESTMENT INCOME	69,832	620,222
	<u>(250,008,246)</u>	<u>2,165,485,938</u>
MISCELLANEOUS OTHER	1,873	55,307
TOTAL ADDITIONS	<u>(129,925,309)</u>	<u>2,570,352,536</u>
DEDUCTIONS:		
REFUNDS	10,753,655	27,180,518
PENSION BENEFITS	641,935,267	1,047,538,959
DEATH BENEFITS	1,923,496	3,260,860
HEALTH INSURANCE	39,367,173	78,892,292
INVESTMENT ADVISORY & CUSTODIAL	24,345,618	42,193,297
ADMINISTRATIVE & MISCELLANEOUS	5,313,989	9,527,938
TOTAL DEDUCTIONS	<u>723,639,198</u>	<u>1,208,593,864</u>
NET INCREASE (DECREASE)	<u>(853,564,507)</u>	<u>1,361,758,672</u>
NET ASSETS AVAILABLE FOR BENEFITS AT BEGINNING OF YEAR	<u>10,344,086,736</u>	<u>8,982,328,064</u>
NET ASSETS AVAILABLE FOR BENEFITS AT END OF PERIOD	<u>\$ 9,490,522,228</u>	<u>\$10,344,086,736</u>

Administrative and Investment Expense Analysis

	Interim Ending 1/31/2012	Budget Year 2012	% of Budget to Date	Year Ending 06/30/2011	Year Ending 06/30/2010
Salaries	\$ 2,616,124	\$ 4,940,306	44%	\$ 4,608,637	\$ 4,235,544
Actuary fees	45,000	70,000	47%	70,750	68,000
Audit and Tax	201,131	155,000	130%	175,000	165,275
Banking Fees	29,809	56,400	46%	58,518	55,425
Consulting Fees	5,819	20,000	29%	3,631	10,376
Data processing expense	26,648	70,000	26%	47,145	77,809
Election expense	238,743	245,500	97%	214,331	250,358
Employee's health insurance	425,411	769,800	46%	664,504	610,313
Field Services/Pension Rep	27,582	60,200	44%	59,634	56,558
Health insurance consulting	35,000	53,500	65%	44,333	35,093
Insurance premiums	19,879	37,500	9%	35,359	31,965
Legal fees	191,068	250,000	50%	431,892	210,496
Legislative expense	86,478	160,000	46%	136,037	127,138
Maintenance of equipment, systems, software and support	110,473	179,900	52%	189,493	187,095
Medical fees	27,422	52,100	47%	57,097	55,443
Membership dues, subscriptions	11,610	14,700	77%	11,414	13,335
Office forms and supplies	30,096	53,100	51%	75,360	59,908
Office rent and utilities	487,606	933,850*	36%	888,722	912,895
Postage and Delivery	128,151	180,000	63%	182,321	142,305
Publications/Communication	119,763	185,000	54%	165,915	235,322
Records Management	7,179	15,000	6%	8,043	8,901
Studies and investigation	5,031	39,500	13%	6,896	43,715
System Consulting	352,533	747,000**	28%	540,988	542,950
Data Security	-	68,000	0%		
Trustee conferences, seminars, and meetings	47,184	140,000	34%	100,295	128,149
Tuition/Training/Educ. Conf.	23,251	106,300	44%	70,193	46,896
Miscellaneous	14,998	39,600	59%	25,132	20,637
Total Administrative Budget	\$ 5,313,989	\$ 9,642,256	55%	\$ 8,871,640	\$ 8,331,901
Custodial	\$ 291,667	\$ 500,000	58%	\$ 400,000	\$ 440,000
Consulting	352,917	605,000	58%	474,338	525,000
Manager fees	23,333,333	40,000,000	58%	40,630,241	37,879,768
Fees for foreign exchange and real estate	367,701	-	-	688,718	894,012
Total Investment	\$ 24,345,618	\$ 41,105,000	59%	\$ 42,193,297	\$ 39,738,780
Fixed Assets (cost)	50,356	158,495***	32%	143,337	128,581
Database (Pension Gold) project	-	-	0%	-	448,527
Performance Reporting Software	-	185,000	0%	-	-
Total Capital Expenditures	\$ 50,356	\$ 343,495	15%	\$ 143,337	\$ 577,109

Budget Adjustment

* light sensors \$8,850; approved on Oct 20th

** Additional I.T. Staff \$200,000; approved on Dec 8th

** Security Cameras \$20,000; approved on Dec 8th

President Rehak moved the Report of the Financial Secretary to the omnibus.

REPORT OF THE COMMITTEE ON PENSION LAW AND RULES

February 17, 2012, Pension Law and Rules Committee Meeting Report Presented

Chairperson Wohl presented the February 17, 2012, Pension Law and Rules Committee Meeting report (see Exhibit C attached).

Chairperson Wohl moved the Report of the Pension Law and Rules to the omnibus.

OMNIBUS VOTE

On a motion by Mr. Sierra, seconded by Ms. Reilly, and by unanimous vote, the foregoing committee reports which were moved to the omnibus were approved.

REPORT OF THE EXECUTIVE DIRECTOR

Senior Developer Position in the Information Technology Department

Mr. Kevin B. Huber, Executive Director, informed the Trustees of the open position for a senior developer in the Information Technology Department. Mr. Huber informed the Trustees of the process and candidates. Mr. Huber stated an ideal candidate with ten years of application development experience with consistent exposure to Delphi has been selected. Mr. Huber informed the Trustees of a recruiter fee if this candidate is hired. Mr. Huber addressed questions raised by the Trustees.

Motion to Authorize the Executive Director to Pay a Recruiter Fee to an Agency for the Hire of the Senior Developer in the Information Technology Department, Approved

A motion was made by Mr. Sierra, seconded by Ms. Reilly, and unanimously passed, to authorize the Executive Director to pay a recruiter fee to an agency for the hire of the senior developer in the Information Technology Department. The motion passed by the following roll call vote:

Ayes: Ms. Ashford, Mr. Blackwell, Ms. Freed, Mr. Rehak, Ms. Reilly, Mr. Sierra, Mr. Wohl – 7.

REPORT OF THE PRESIDENT

Trustee Rescinds Request to Attend Conference

President Rehak informed the Trustees that Mr. Kotis has withdrawn his request to attend the National Conference on Public Employee Retirement Systems (NCPERS) in New York in May 2012.

Conference Request

President Rehak requested approval to attend the National Conference on Public Employee Retirement Systems (NCPERS) in New York in May 2012.

Motion to Authorize Trustee Travel, Approved

A motion was made by Mr. Sierra, seconded by Mr. Wohl, and unanimously passed, to approve the conference request as listed above.

Mr. Sierra left the meeting.

CONTINUATION OF THE REPORT OF THE COMMITTEE ON PENSION LAW AND RULES

Report of the Legislative Lobbyists

Ms. Bukola Bello of Vision MAI and Mr. Steve Zahn of Henry P. Anselmo and Associates, CTPF Legislative Lobbyists, updated the Trustees on the current status of the CTPF pension bills pending in the spring legislative session.

Ms. Bello stated that House Bill 5520, a bill that would increase the cap on retiree health-care spending, was called by Representative Dan Burke but was defeated in Committee. In the Senate, the same bill Senate Bill 3598 has received an extension until March 30, 2012.

Senate Bill 3597, a bill that redefines re-employment provision for retirees, was passed out of Committee and is on the third reading. Ms. Bello informed the Trustees that Mr. Huber was in Springfield to testify in support of Senate Bill 3597, and met with members of the Senate Committee. Ms. Bello informed the Trustees that CPS has proposed an amendment to the bill as CPS would like to pay the retirees on different terms. Parties will attempt to work out an agreement so the bill can move forward in the Senate.

House Bill 5232, a bill that would increase the State of Illinois contributions to CTPF, was passed out of Committee, and currently being held on the second reading. CPS has presented amendatory language that the CTPF lobbyists have not seen or received currently. Senate Bill 3628 (same bill as House Bill 5232) has received a bill extension to March 30, 2012.

House Bill 5334 and Senate Bill 3632, the bills that eliminate the ability of CPS to offset of State of Illinois contributions to CTPF, were not called by the sponsors. Ms. Bello informed the Trustees that the bills may be called again next year.

Senate Bill 3742, which increases FY 2013 CPS contributions to CTPF, has received an extension to March 30, 2012. Senator Iris Martinez has become a chief co-sponsor.

The lobbyists reported that 2012 is an election year, and they expressed their opinion that any pension enhancement bills are unlikely be considered by the legislators. Mr. Zahn informed the Trustees that the Governor's working group continues to meet and discuss benefit and funding reform. The Governor's group has a deadline of April 17, 2012, to respond with a proposal. Mr. Zahn stated that the CTPF's lobbyists have spent a lot of time informing the working group advocating CTPF's positions.

Committee Chairperson Wohl expressed his opinion on the distribution of CTPF materials to legislators for the purpose of educating the legislators on CTPF's legislation. The lobbyists informed the Trustees that they were asked by the bill sponsors to also furnish fact sheets specifically detailing historical information. The lobbyists discussed the distribution of materials on a future Lobby Day in Springfield. Staff will furnish the lobbyists with additional materials that were agreed upon at the stakeholders meetings to distribute to the legislative representatives. Chairperson Wohl expressed his opinion on the bills not having co-sponsorship.

The lobbyists stated they are trying to arrange a meeting between Mr. Kevin Huber, CPS, and appointees of the Governor's working group, to explain CTPF's position on pension reform. The lobbyists reported that the Governor and the Speaker of the House have talked about changes to retirement age, employee contributions, and changes to the cost of living adjustments. The lobbyists indicated that the legislators believe that any substantive change to pensions will be made in the fall veto session. The lobbyists will continue to monitor the status of the CTPF's proposals, pension reform, and will keep the Board updated. The lobbyists addressed questions raised by the Trustees.

Ms. Ashford left the meeting.

ADJOURNMENT

The meeting adjourned at 6:45 p.m. due to a lack of quorum and completed business.

Respectfully submitted,



Jay C. Rehak
President

PROCEEDINGS
OF THE
Board of Trustees
OF THE
**Public School Teachers' Pension and
Retirement Fund of Chicago**

Executive Session – Official Report

Thursday, March 15, 2012

An executive session of the Board of Trustees of the Public School Teachers' Pension and Retirement Fund of Chicago was held Thursday, March 15, 2012.

The President, Mr. Jay C. Rehak, called the meeting to order at 4:58 p.m.

ROLL CALL

Members present: Ms. Lois W. Ashford, Mr. Jeffery Blackwell, Ms. Jeanne Marie Freed, Mr. Chris N. Kotis, Ms. Tina Padilla, Dr. Walter E. Pilditch, Mr. Jay C. Rehak, Ms. Mary Sharon Reilly, Mr. Rodrigo A. Sierra, Mr. Raymond Wohl – 10.

Members absent: Mr. James F. Ward, Ms. Andrea L. Zopp – 2.

Also in attendance were Mr. Kevin B. Huber (*Executive Director*), Mr. Joseph Burns and Ms. Tiffany Reeves of Jacobs, Burns, Orlove and Hernandez (*Legal Counsel*), and Mr. Avi Josephson, (*Special Legal Counsel*).

Discussion ensued regarding litigation matters. No action was taken. There being no further business, the executive session adjourned at 5:57 p.m.

Respectfully submitted,



Jay C. Rehak
President

EXHIBIT A

Investment Committee Informal Meeting

Recommendations/Actions

March 2, 2012

Attendees: CTPF Trustees: Jeff Blackwell, Mary Sharon Reilly; Staff and Consultants: Carmen Heredia-Lopez, Angela Miller-May and Susan Baez of CTPF and Gwelda Swilley-Burke of Callan Associates.

At the June 20, 2006, Board meeting, Trustees were encouraged to attend Management and Consultant's (Callan) "First Friday" monthly meetings with investment managers and service providers. These meetings provide access to ANY investment service provider that would like to meet with management and Callan and have a product that is potentially beneficial to the Fund. The attendees met with the following investment service providers:

- 9:30 FP Partners-Eagle Macro Program – Tom Weaver and Steven Greenblatt presented their firm's Eagle Quantitative Macro multi-strategy trading program. EQM seeks capital appreciation, while attempting to control downside risk, by participating in both absolute and relative value opportunities in diverse global markets. The fund's goal is to be flexible in trading and to adapt to the changing market cycles. There are (5) Eagle trading programs to take advantage of investment opportunities derived from changes in economic fundamentals, both banking and governmental policy changes and supply-demand shifts in the market.

- 10:00 Preserver Partners – Dana Pointer and Floyd Tyler presented their firm's Alternative Investment Strategies-Equities. Preserver Partners was founded in 2009 and has \$10M AUM comprised of high-net worth individuals and institutional investors. The fund targets high current income, low risk investments with capital preservation. The fund also focuses on value oriented investments with low correlations and allows for one manager per strategy. With 50% of their personal assets invested in the fund, the management team remains engaged and aligned with the goals of the fund.

- 10:30 Tortoise Capital Advisers – Andrew Goldsmith and Abel Mojica presented their firm's Midstream Energy Infrastructure product. The firm has a total AUM of \$7.8B with a long-term, buy and hold investment philosophy. MLP's present themselves as an investor-friendly vehicle for infrastructure conducive to public pension funds. They are presented as liquid and transparent funds that have demonstrated growth and that have outpaced inflation in 12 of the last 13 years. The investments provide steady and positive cash flows growing along with the life cycle of the natural gas pipeline process.

- 11:00 Prima Capital Partners – John Stimpson and Eric Wolfe presented their firm’s Hedge Funds of Funds strategy. The firm reports a total AUM of \$7.5B with over 90% managed on behalf of institutional clients, including public pension plans. Prisma consistently outperformed the HFRI Index by 330 bps per year and US T-Bills by 391 bps per year since inception. The fund prides itself with being sector specialist focusing on top-down, proactive strategy allocation, risk management and operational due diligence.
- 11:30 Altrius Investment Manager – James Russo presented his firm’s Fixed Income Opportunistic and Large Cap Dividend Income strategies. The firm focuses on 3 key principles which it applies to all of its strategies: Global Macro to drive the Investment Analysis; Total Return to drive the Portfolio Construction and Value to define the Security Selection. The firm has a total AUM of \$125M and offers both separately managed accounts and mutual fund solutions. The firm focuses on global macro conditions, value, opportunity, total return and risk management.
- 12:30 Bennett Lawrence Management – Anthony DeVicaris presented his firm’s Short and Long Equity/All Cap strategy. The firm has a total AUM of \$150M and focuses on fundamental research. The firm uses their global macro outlook to identify demand trends that may create investment opportunities. Positions are concentrated in liquid, domestic stocks and the firm maintains a single strategy of growth with risk management and self discipline.
- 1:00 Four Winds Capital Management – Diane Ivanovic and Mark Rzepczynski presented their firm’s Commodity Fund strategy. The firm holds approximately \$1B in AUM and focuses on global commodities and natural resources that provide target returns that combine economic, environmental and social yield. The firm emphasizes customized investment solutions that allow investors to play the theme of long-term resource scarcity. The strategy has low correlations with traditional equities and fixed income markets and has the ability to generate positive returns in a negative commodity environment. Liquidity, transparency, diversification and due diligence are critical to the firm.

The attendees listened to the respective presentations and asked questions of each service provider.

EXHIBIT B

Finance and Audit Committee Meeting

Recommendations/Actions

March 7, 2012, 4:10 p.m. - 6:08 p.m.

Attendees: Trustees – Chairperson Ms. Tina Padilla, Mr. Jeffery Blackwell, Ms. Jeanne Freed, Mr. Jay C. Rehak, Ms. Mary Sharon Reilly, Mr. Raymond Wohl – 6.

Staff and Consultants – Mr. Kevin Huber, Executive Director, Ms. Sandra Shelby, Controller, Mr. Robert Jurinek, Internal Auditor, and Ms. Tiffany R. Reeves of Jacobs, Burns, Orlove and Hernandez, Legal Counsel.

Financial Secretary and Chairperson Ms. Tina Padilla called the meeting to order at 4:10 p.m.

Chairperson Padilla changed the order of business to hear the proposed draft of the 2013 Budget timeline discussion.

Proposed Draft of 2013 Budget Timeline

Ms. Sandra Shelby, Controller, presented a proposed draft of the 2013 Budget timeline for their review. Ms. Shelby addressed questions raised by the Committee.

Recommendations/Actions

The Committee scheduled a Finance and Audit Committee Meeting on Tuesday, May 1, 2012, at 4:00 P.M. to review the preliminary 2013 Budget.

Discussion of Internal Auditor's Report

Mr. Robert Jurinek, Internal Auditor reviewed with the Committee the audit of CTPF's death benefit disbursements that was performed for the period January 1, 2009 thru December 31, 2010.

Mr. Jurinek reviewed ten concerns that he felt presented risks to CTPF. Mr. Jurinek discussed improving technology to minimize over payments and make the Fund more efficient. Mr. Jurinek presented his recommendations. Mr. Jurinek addressed questions raised by the Committee. Mr. Huber addressed questions raised by the Committee regarding technology costs and departmental operations.

Recommendations/Actions

The Committee recommended the Information Technology Department prioritize and develop a plan for addressing the top death benefit Pension Gold errors.

The Committee recommended CTPF implement segregation of duties as discussed in the report.

The Committee recommended quarterly reports from the Information Technology Department on their progress and the value derived from information technology spending.

New Business

President Rehak discussed with the Committee the date of the March 15, 2012, Board of Trustees' Meeting. President Rehak informed the Committee that the March 15, 2012, Board of Trustees' Meeting will remain on the same day as originally scheduled. President Rehak reported that the meeting start time will be changed to 12:00 Noon.

Adjournment

The meeting adjourned at 6:08 p.m.

EXHIBIT C

Pension Law and Rules Committee Meeting

Recommendations/Actions

February 17, 2012, 4:15 p.m. – 5.45 p.m..

Attendees: Pension Trustees: Committee Chairperson, Raymond Wohl, Ms. Lois W. Ashford, Ms. Jeanne Marie Freed, Jay C. Rehak, Ms. Mary Sharon Reilly – 5.

Staff, Lobbyists and Representatives of stakeholder groups: Ms. Frances Radencic, Director of Member Services, Joseph Burns of Jacobs, Burns, Orlove & Hernandez, Legal Counsel, Henry P. Anselmo, Anselmo & Associates, and Ms. Bukola Bello of Vision MAI, CTPF Legislative Lobbyists, John Butterfield for CPAA and RTAC and Dave Peterson for RTAC.

Public Comment

No public comment.

Introduction

Raymond Wohl, the committee chairman, invited attendees to check in and to update the committee on their activities since the last meeting.

Report of the Legislative Lobbyists

Mr. Anselmo reported that because of the primary election on March 20, 2012, legislators will not be attempting to do any major work until that time. He shared his view that there is currently much discussion about funding pensions and how it will change. Mr. Anselmo believes that any substantive change to pensions will be made during the fall veto session.

Ms. Bukola Bello of Vision MAI updated the Committee on the work that had been done since the last meeting. The lobbyists held a phone conference where they identified legislators who might be willing to sponsor the five CTPF bills that the board had decided would be priorities for 2012.

All of the proposals have now been assigned bill numbers and have sponsors. The five bills the CTPF Board of Trustees has prioritized and their house and senate sponsors are:

1. Eliminate the state offset

HB 5334 sponsored by Representative Marlow Colvin (D)

SB 3632 sponsored by Senator Kwame Raoul (D)

2. Increase state contributions

HB 5232 sponsored by Representative Monique Davis (D)

SB 3628 sponsored by Senator Kwame Raoul (D)

3. Increase FY2013 CPS contributions

HB 5333 sponsored by Representative Marlow Colvin (D)

SB 3742 sponsored by Senator Kwame Raoul (D)

Beginning in fiscal Year 2013, CPS will contribute \$307 million to CTPF. The General Assembly reduced the CPS contribution during fiscal years 2011 – 2013 under PA 96-0889.

4. Increase retiree healthcare deferrals

HB 5220 sponsored by Representative Daniel Burke (D)

SB 3598 sponsored by Senator Iris Martinez (D)

5. Redefine Re-Employment Provision

HB No number had been assigned at the time of the meeting

SB 3597 sponsored by senator Iris Martinez

Review

The committee reviewed and discussed each of the bills.

Ms. Bello noted that the CTPF board of trustees made recommendations that would change the language in SB 3597 and Ms. Bukola will make the recommended changes and amend the language.

Ms. Bello also addressed the request that CTPF inquire about the possibility of holding hearings about pension issues in Springfield. Ms. Bello indicated that Senator Raoul has agreed in principle to broker discussions between CTPF and CPS, but scheduling will take some time. Ms. Bello will continue to bring up this issue with Senator Raoul and will report back to the committee on any progress.

Unfinished business

The committee reviewed the revised fact sheet produced by the CTPF staff. Some individuals suggested changes to the language introduced by John Butterfield of RTAC. Several suggestions were made, including adding the bill numbers and a summary to the back of the sheet. Staff will add the information and send out a revised version to the committee members. It was mentioned that the information needs of the lobbyists are different from the education needs of the members and the fund will produce different versions of the piece that will have different purposes. Staff agreed to revise the materials and circulate updated versions to members.

New Business

Ms. Freed suggested that the groups participating in the committee work sponsor a legislative breakfast or cocktail hour in order to generate support and visibility for pension legislation.

Mary Sharon Reilly pointed out that last year CTU under the leadership of Jackson Potter organized a spring break 'contact your legislator' day where retirees and members met with legislators in their local offices. She suggested that the committee encourage the same kind of organized meetings with legislators.

Mr. Rehak suggested writing a community letter that would appear in an upcoming union publication with logos from all of the coordinating organizations.

The committee set its next meeting date for Friday, March 23, at 4:00 p.m.

The meeting adjourned at 5:45 p.m.

PROCEEDINGS
OF THE
Board of Trustees
OF THE
**Public School Teachers' Pension and
Retirement Fund of Chicago**

Regular Meeting – Official Report

Thursday, April 12, 2012

A regular meeting of the Board of Trustees of the Public School Teachers' Pension and Retirement Fund of Chicago was held Thursday, April 12, 2012.

The President, Mr. Jay C. Rehak, called the meeting to order at 9:30 a.m.

ROLL CALL

Members present: Mr. Jeffery Blackwell, Ms. Jeanne Marie Freed, Mr. Chris N. Kotis, Ms. Tina Padilla, Dr. Walter E. Pilditch, Mr. Jay C. Rehak, Mr. James F. Ward, Ms. Andrea L. Zopp – 8.

Members absent: Ms. Lois W. Ashford, Ms. Mary Sharon Reilly, Mr. Rodrigo A. Sierra, Mr. Raymond Wohl – 4.

Ms. Reilly subsequently arrived during Public Participation.

Mr. Sierra subsequently arrived during the Townsend Presentation.

Mr. Wohl subsequently arrived during the Callan Associates Presentation.

Ms. Ashford subsequently joined the meeting (via conference call) during the Morgan Stanley Due Diligence Presentation.

Also in attendance were Mr. Kevin Huber (Executive Director), Mr. Joseph Burns and Ms. Tiffany Reeves of Jacobs, Burns, Orlove and Hernandez (Legal Counsel), Mr. Matt Shirilla and Ms. Gwelda Swilley-Burke of Callan Associates (Investment Consultant), Ms. Cara Wood of The Townsend Group (Real Estate Investment Consultant), Ms. Bukola Bello of Vision MAI (Legislative Lobbyist), and various observers and staff members.

PUBLIC PARTICIPATION

Mr. Frank Bloom, a retired CTPF member, a member of the State Universities Retirement System, and a member of the Illinois Education Association (IEA) Pensions Task Force, stated that his responsibility is to make presentations to the IEA members, and to make the members aware of the threats to their pensions and health insurance. Mr. Bloom sought the Board's approval to schedule presentations with local teacher groups, to warn them of the dangers to their pensions, and encourage them to contact their state legislators and representatives. The Trustees stated that they welcome assistance on this matter and would like to work with Mr. Bloom further.

Presentation by Louis Pyster

Mr. Louis Pyster, a retired member, commented that the Board should wait until the General Assembly acts before making any changes to the CTPF retiree health insurance rebate program. Mr. Pyster inquired about the legality of the Pension Enhancement Program (PEP). Mr. Pyster requested a response in open session to PEP's legality.

COMMUNICATIONS

Illinois Freedom of Information Act Requests

The following persons made requests to the Fund in accordance with the Illinois Freedom of Information Act.

- Mr. Martin Johnson, of the City of Chicago, requested actuarial statistics relative to age and life expectancy for members on pension in the years 1980, 1985, and 2010. He also requested information regarding gender distribution shifts. The request was fulfilled.
- Ms. Lois Lubin, a retired member, requested the timeline and minutes of Cityview discussions which were presented at the March 15, 2012, Board Meeting. The request was fulfilled.
- Kirti Mistry, of Preqin, requested commitment, contribution, distribution, and value of CTPF's Private Equity/Venture Capital funds as of June 30, 2011. The request was fulfilled.

- Mr. Patrick Rehkamp, of the Better Government Association, requested pension data for retired members and their survivors. The request was fulfilled.
- Mr. William Zettler, requested pension, salary, and contribution data for all current retirees. The request was fulfilled in part and denied in part.

Correspondence from Diane Robinson, Member

Ms. Diane Robinson, a member, requested that the Trustees allow her pension calculation to be based on her four highest salaries, rather than the average annual rate of salary for the four consecutive years of validated service within the last ten years of service when such average salary rate was highest. Ms. Robinson noticed that the CTPF brochure “Member Information” omitted verbage that specifies “four consecutive years.” The Trustees authorized Mr. Kevin Huber to respond to the member, and to inform her that the Illinois Compiled Statutes 5/17-116 states “four consecutive years.”

APPROVAL OF MINUTES

Discussion occurred over the minutes of the March 15, 2012, meeting. Trustee Kotis, upon reviewing the minutes, noticed his statements for the record were omitted. Mr. Kotis requested that the statements be included in the March 15, 2012, minutes. Trustees agreed to include his statements in the minutes.

Motion to Accept Minutes of Regular Board Meeting on March 15, 2012, as Amended, Approved

A motion was made by Mr. Kotis, seconded by Dr. Pilditch, and unanimously passed, to approve, the minutes of the Regular Board Meeting on March 15, 2012, as amended.

REPORT OF THE REAL ESTATE INVESTMENT CONSULTANT

The Townsend Group

CityView Southwest Multifamily Partners Fund Review

At the last Board Meeting, the Trustees requested that the Townsend Group present their review of the CityView Southwest Multifamily Partners Fund. Ms. Cara Wood informed the Trustees that the fees have been adjusted since the original proposal. Ms. Wood stated that the management fee is 1.25% on commitments and management, and the preferred return increased from 9% to 10%. Ms. Wood also stated the catch up has been reduced from 50%-50% GPLP to 60%-40% in favor of the Limited Partners. Ms. Wood and staff addressed questions raised by the Trustees.

**Motion To Hire CityView Southwest
Multifamily Partners Fund for \$15M, Subject to Fee and
Contract Negotiations, Approved**

A motion was made by Mr. Ward, seconded by Mr. Sierra, to hire CityView Southwest Multifamily Partners Fund for \$15M, subject to fee and contract negotiations. The motion passed by the following roll call vote:

Ayes: Mr. Blackwell, Ms. Padilla, Mr. Sierra, Mr. Ward, Ms. Zopp – 5.

Nays: Mr. Kotis, Dr. Pilditch, Ms. Reilly – 3.

Abstentions: Ms. Freed, Mr. Rehak – 2.

REPORT OF THE INVESTMENT CONSULTANT

Callan Associates

Private Equity Performance Report

Mr. Matt Shirilla of Callan Associates reviewed with the Trustees the private equity portfolio as of September 30, 2011, and reported an overall net asset value of \$287 million.

At the last meeting, Callan informed the Trustees that they expected to see negative numbers for the third quarter performance, and the third quarter numbers did decline for the private equity managers. Mr. Shirilla stated the performance was much better than their expectations. Mr. Shirilla stated the Russell 3000 was down 15.3% due to the peak of the European sovereign debt crisis. The total private equity portfolio depreciated 4.5%. During that same period of time the private equity portfolio also had a positive cash yield of 4%. Mr. Shirilla stated relative to the public equity markets and relative to the distributions it was a very positive quarter. Mr. Shirilla reviewed the changes in the total private equity portfolio during the quarter and the aggregated cash flows and valuation information of all the underlying investment vehicles.

Mr. Shirilla noted that Palladium Equity Partners found an error in their internal accounting resulting in a slight overstatement. The Palladium reports have been corrected and the impact did not change the investment return, and is still a very sound investment.

Mr. Shirilla also noted that Pantheon had a negative distribution, which was not accurate. Mr. Shirilla stated they asked Pantheon to review their treatment of currency, and the validity of the calculation methodology. Mr. Shirilla stated the private equity program performed very well in a difficult market environment. Mr. Shirilla addressed questions raised by the Trustees.

2011 Minority, Women and Disabled Persons (MWDBE) Brokerage Report

Ms. Carmen Heredia-Lopez, Director of Investments, and Ms. Gissel Gomez, Portfolio Manager for the Public Markets, presented to the Trustees with the 2011 Minority, Women and Disabled Persons (MWDBE) Brokerage Commissions Report. Ms. Gomez reported that all of CTPF's investment managers met or exceeded the Fund's MWDBE brokerage goals. The total brokerage commissions paid in 2011 for Domestic and International Equity was \$5M (\$2.5M Domestic and \$2.5M International). \$1.1M Domestic Equity brokerage commissions were paid in 2011 to Non-MWDBE firms. \$1.4M Domestic Equity brokerage commissions were paid in 2011 to MWDBE firms; representing 56% MWDBE utilization. The Fund overall exceed its Domestic Equity MWDBE goals.

Ms. Gomez reported all of the CTPF's International Equity investment managers met or exceeded the Fund's MWDBE brokerage goals. \$1.7M International Equity brokerage commissions were paid in 2011 to Non-MWDBE firms. \$756,353 International Equity brokerage commissions were paid in 2011 to MWDBE firms; representing 29% MWDBE utilization. The Fund overall exceeded its International Equity MWDBE goals.

Ms. Gomez reported all of the CTPF's Fixed Income investment managers met or exceeded the Fund's MWDBE brokerage goals. Fixed Income total Par Value traded in 2011 was \$6.3B, \$2.2B total Par Value traded in 2011 with MWDBE brokerage firms, representing 35% MWDBE utilization. The Fund overall exceeded its Fixed Income MWDBE goals for 2011.

Staff addressed questions raised by the Trustees.

Routine Due Diligence Presentations by Morgan Stanley International Management, Lazard Asset Management, Earnest Partners, William Blair (Small Cap & Growth), and Leading Edge Investment Advisors

International Equity investment managers representing Morgan Stanley International Management, Lazard Asset Management, Earnest Partners, William Blair (Small Cap & Growth), and Leading Edge Investment Advisors made routine due diligence presentations to the Board in accordance with the Fund's investment policy. Each manager reviewed their portfolio, organization, philosophy, and performance. The managers addressed questions raised by the Trustees. Callan addressed questions raised by the Trustees.

President Rehak inquired about Leading Edge's operational issues. Leading Edge was placed on the watch list in November 2011 for communications. Representatives from Leading Edge stated there was a miscommunication between Leading Edge and CTPF investment staff on manager changes that occurred within their program. They informed the Trustees that the operational issues have been resolved. Fund staff stated Leading Edge is doing a better job communicating with staff.

REPORT OF THE COMMITTEE ON INVESTMENTS

April 5, 2012, First Friday Manager Meeting Report Presented

Chairperson Ward presented the April 5, 2012, First Friday Meeting report (see Exhibit A attached).

Investment Committee Reports

Chairperson Ward recommended that the following investment reports be recorded in the proceedings of this meeting:

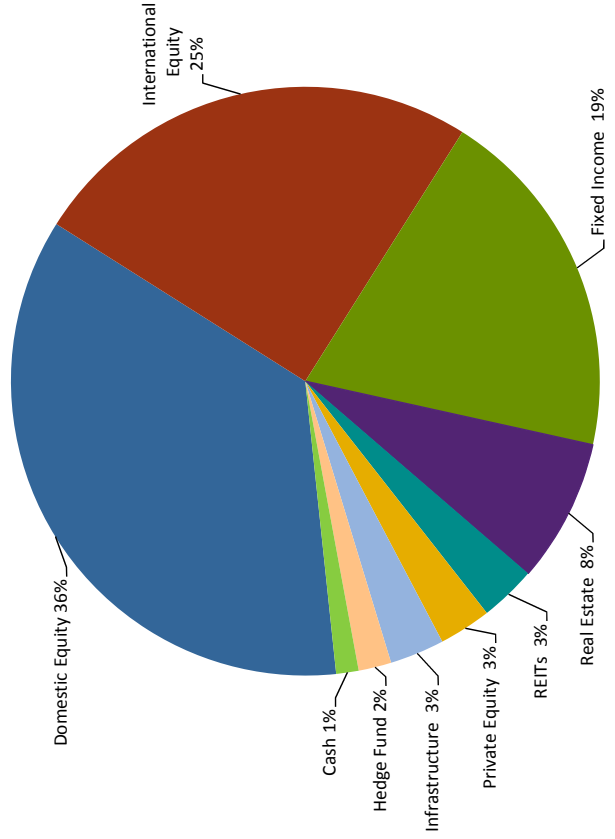
**Chicago Teachers' Pension Fund
Asset Allocation Summary**

(in millions of dollars)

Reporting for the Period ending February 29, 2012

	\$ Millions	% of Fund
Domestic Equity	\$ 3,461	35.6%
International Equity	\$ 2,428	25.0%
Fixed Income	\$ 1,895	19.5%
Real Estate	\$ 764	7.9%
REITs	\$ 301	3.1%
Private Equity	\$ 279	2.9%
Infrastructure	\$ 291	3.0%
Hedge Fund	\$ 175	1.8%
Cash	\$ 120	1.2%
Grand Total	\$ 9,714	100%

Asset Allocation



**Chicago Teachers' Pension Fund
Market Values by Manager**

(in millions of dollars)

Reporting for the Period ending February 29, 2012

Asset Class	Actual % of Total Portfolio	Actual % of Asset Class	Market Value (in millions)	Net Change (in millions)
Target	02/29/12	02/29/12	2/29/2012	1/31/2012
			(\$)	(\$)
				%
International Equity				
NTGI EAFE			130.5	123.3
NTGI EAFE Value			71.0	67.3
NTGI EAFE Growth			1.0	0.9
NTGI Transition			0.4	0.4
Earnest Partners			452.9	427.4
Lazard Asset Mgmt.			521.8	493.7
Leading Edge Investment Adv.			99.9	94.2
Morgan Stanley Inc.			544.3	511.1
William Blair Intl - All Cap Growth			347.2	326.1
Subtotal - International Large Cap Equity	89.4%		2,169.0	2,044.4
William Blair - Small Cap Int'l			257.0	242.1
Subtotal - International Small Cap Equity	10.6%		257.0	242.1
Total International Equity	100.0%		2,426.0	2,286.5
Fixed Income				
Garcia Hamilton			80.1	79.7
Pugh Capital			80.9	80.8
LW Capital Group			130.4	130.8
NTGI Fixed Income			1,010.0	1,015.5
Taplin, Canida & Habacht			133.9	133.4
Subtotal - Core	75.7%		1,435.3	1,440.2
Western Asset Mgmt			460.2	456.6
Subtotal - Core Plus	24.3%		460.2	456.6
Total - U.S. Fixed Income	100.0%		1,895.5	1,896.8
19.50%	19.51%			-1.3
				0%

**Chicago Teachers' Pension Fund
Market Values by Manager**

(in millions of dollars)

Reporting for the Period ending February 29, 2012

Asset Class	Actual % of Total Portfolio	Actual % of Asset Class	Market Value (in millions)		Net Change (in millions)	
			2/29/2012	1/31/2012		
Target	02/29/12	02/29/12	\$	%	\$	%
Real Estate						
Capri Select Income II LP (Open-end)			5.1	5.1	0.0	0%
CB Richard Ellis Strategic Partners III			5.4	5.0	0.4	8%
DV Urban Realty LP I			11.3	12.0	-0.7	-6%
Europa FD III			20.4	20.0	0.4	2%
Fortress Japan			18.5	19.7	-1.2	-6%
Franklin Templeton EMREFF (F-o-F)			5.5	5.5	0.0	0%
Fremont Realty Cap LP			18.5	18.6	-0.1	-1%
Greystar			11.9	11.8	0.1	1%
Hudson			19.9	20.0	-0.1	-1%
Intercontinental RE Fund III			26.8	26.1	0.7	3%
JP Morgan Strategic Prop. R/E (Open-end)			153.8	152.6	1.2	1%
LaSalle Property Fund (Open-end)			37.6	37.0	0.6	2%
M.L./Blackstone Asian R/E Fund			15.8	15.9	-0.1	-1%
Morgan Stanley Mezzanine			1.6	1.6	0.0	0%
Olympus Fund II R/E LP			0.8	0.8	0.0	0%
Prudential PRISA II CF R/E			41.8	41.8	0.0	0%
Prudential PRISA I CF R/E			112.8	112.9	-0.1	0%
Prudential (Open-end)			154.6	154.7	-0.1	0%
RREEF DB Global Oppty Fund LP			15.7	15.7	0.0	0%
RREEF DB Global Oppty Mezzanine Loan			5.9	6.0	-0.1	-2%
UBS Realty CF R/E (Open-end)			152.9	153.0	-0.1	0%

(Real Estate continued on next page)

Chicago Teachers' Pension Fund
Market Values by Manager

(in millions of dollars)

Reporting for the Period ending February 29, 2012

Asset Class	Actual % of Total Portfolio	Actual % of Asset Class	Market Value (in millions)	Net Change (in millions)
Target	02/29/12	02/29/12	2/29/2012	1/31/2012
			14.3	14.4
				\$
				%
				-0.1
				-1%
				-0.2
				-33%
				0.0
				0%
				0.5
				4%
				0.0
				0%
				0.1
				3%
				0.4
				2%
				0.1
				1%
				0.9
				1%
				1.7
				0%
				-0.8
				-1%
				6.3
				5%
				3.1
				4%
				8.6
				3%
				10.3
				1%

Alternative Investments

Private Equity

Adams Street Partners MANY Funds	70.9	71.8	-0.9	-1%
Harbourvest Partners VI LP	42.0	42.3	-0.3	-1%
M2 Private Equity - ILPEFF (F-o-F)	12.7	12.9	-0.2	-2%
M2 Private Equity - M2PEFF (F-o-F)	6.4	6.2	0.2	3%
Muller and Monroe	19.1	19.1	0.0	0%
Mesirow Cap Partners IX	7.3	7.3	0.0	0%

(Private Equity continued on next page)

Chicago Teachers' Pension Fund
Market Values by Manager

(in millions of dollars)

Reporting for the Period ending February 29, 2012

Asset Class	Actual % of Total Portfolio	Actual % of Asset Class	Market Value (in millions)	Net Change (in millions)
Target	02/29/12	02/29/12	2/29/2012	1/31/2012
			(in millions)	(in millions)
			\$	%
Mesirow Cap Partners VIII			0.7	0.0
Mesirow Cap Partners X			13.4	3.3
Mesirow Fincl Partners I			8.5	3.3
Mesirow Partners Fund IV			12.1	-0.8
Mesirow Partners Fund V			4.4	0.0
Mesirow Partners Fund II			38.0	3.8
Mesirow			84.4	39.3
Pantheon Asia Fund 5			3.5	1.8
Pantheon Europe Fund 6			4.6	1.8
Pantheon Private Equity LP			5.3	2.2
Pantheon USA Fund IV LP			15.0	4.4
Pantheon Vent Fund III LP			6.9	0.2
Pantheon			35.3	6.9
Subtotal - Fund-of-Funds	90.1%		251.7	35.4
Hispania Capital Partners LP			1.4	0.0
Hispania Fund 2			3.2	0.0
Hispania			4.6	3.2
ICV Capital Partners LP			4.2	4.6
Palladium Partners			6.1	4.2
Pharos Capital Group			8.2	6.1
Syncom Venture Partners			4.7	8.2
Subtotal - Direct Private Equity	9.9%		27.8	4.6
Total Private Equity	100.0%		279.5	27.7
3.00%	2.88%		278.9	0.1
			0.6	0%

Chicago Teachers' Pension Fund
Market Values by Manager

(in millions of dollars)

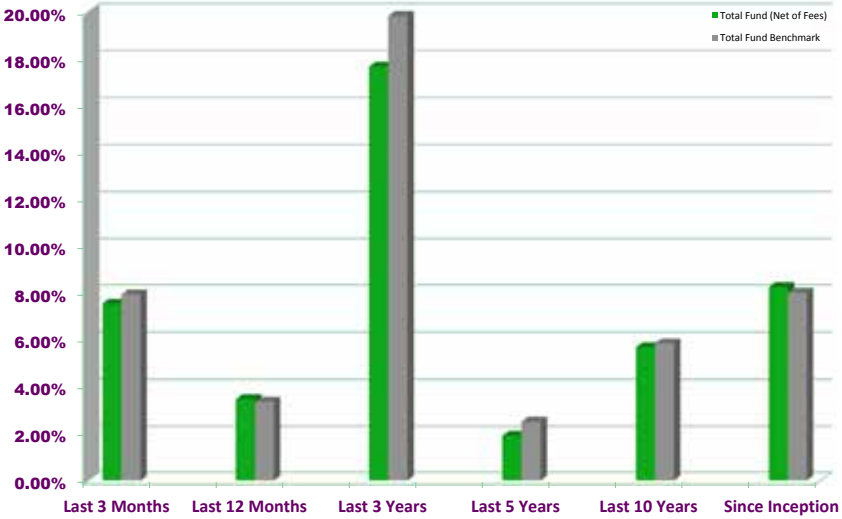
Reporting for the Period ending February 29, 2012

Asset Class Target	Actual % of Total Portfolio 02/29/12	Actual % of Asset Class 02/29/12		Market Value (in millions) 2/29/2012	Market Value (in millions) 1/31/2012	Net Change (in millions) \$	Net Change %
Infrastructure							
			JP Morgan Infrastructure Fund (Open-end)	149.3	148.1	1.2	1%
			Macquarie Infrastructure II	75.8	75.8	0.0	0%
			Macquarie European Infrastructure III	<u>66.0</u>	<u>63.0</u>	3.0	5%
			Macquarie	<u>141.8</u>	<u>138.8</u>	3.0	2%
2.00%	3.00%		Total - Infrastructure	291.1	286.9	4.2	1%
Hedge Fund of Funds							
			K2 Advisors	74.7	73.4	1.3	2%
			Mesitrow Absolute Return	75.0	72.9	2.1	3%
			Pluscios	25.1	24.3	0.8	3%
2.00%	1.80%		Total - Hedge Fund of Funds	174.8	170.6	4.2	2%
Cash							
			Cash	<u>121.5</u>	<u>137.3</u>	-15.8	-12%
2.00%	1.25%		Total Cash	121.5	137.3	-15.8	-12%
100.00%	100.00%		Total Fund	9,714.4	9,491.7	222.7	2%

Chicago Teachers' Pension Fund
Total Fund Performance

Reporting for the Period ending February 29, 2012

	Last 3 Months	Last 12 Months	Last 3 Years	Last 5 Years	Last 10 Years	Since Inception
Total Fund (Net of Fees)	7.57%	3.52%	17.68%	1.95%	5.72%	8.28%
Total Fund Benchmark	7.96%	3.42%	19.83%	2.56%	5.89%	8.04%



Chicago Teachers' Pension Fund
Investment Manager Performance Report
Domestic Equity

Reporting for the Period ending February 29, 2012

	Month Ending 2/29/12	3 Months Ending 2/29/12	Fiscal YTD Ending 2/29/12	12 Months Ending 2/29/12	3 Years Ending 2/29/12	5 Years Ending 2/29/12	Since Inception	Inception Date
DOMESTIC EQUITY								
Gross of Fees	4.40%	10.45%	1.98%	2.93%	26.52%	1.82%	9.50%	
Net of Fees	4.35%	10.39%	1.83%	2.74%	26.28%	1.68%	4.79%	
NTRS S&P 500 4/1990								
Gross of Fees	4.32%	10.10%	4.97%	5.12%	25.60%	1.60%	8.75%	
Net of Fees	4.32%	10.10%	4.97%	5.12%	25.60%	1.59%	8.74%	
S&P 500 Index	4.32%	10.11%	4.98%	5.12%	25.56%	1.58%	8.83%	
Rhumblin R1000 5/2007								
Gross of Fees	4.41%	10.38%	4.43%	4.90%	26.31%	N/A	0.21%	
Net of Fees	4.41%	10.38%	4.42%	4.89%	26.29%	N/A	0.20%	
Russell 1000 Index	4.39%	10.39%	4.46%	4.86%	26.25%	1.77%	0.02%	
New Amsterdam (NAP) 7/1992								
Gross of Fees	4.25%	8.98%	0.15%	1.27%	20.23%	0.85%	10.03%	
Net of Fees	4.15%	8.87%	-0.09%	0.96%	19.90%	0.53%	9.74%	
Piedmont Capital 8/2006								
Gross of Fees	5.53%	11.42%	2.42%	2.14%	21.63%	1.73%	2.96%	
Net of Fees	5.45%	11.34%	2.15%	1.79%	21.23%	1.34%	2.57%	

(Domestic Equity continued on next page)

**Chicago Teachers' Pension Fund
Investment Manager Performance Report
Domestic Equity**

Reporting for the Period ending February 29, 2012

	Month	3 Months	Fiscal YTD	12 Months	3 Years	5 Years	Since	Inception
	Ending	Ending	Ending	Ending	Ending	Ending	Inception	Date
	<u>2/29/12</u>	<u>2/29/12</u>	<u>2/29/12</u>	<u>2/29/12</u>	<u>2/29/12</u>	<u>2/29/12</u>		
Waddell & Reed								1/1991
Gross of Fees	5.62%	10.32%	3.84%	6.38%	26.95%	5.41%	11.26%	
Net of Fees	5.57%	10.27%	3.69%	6.13%	26.70%	5.17%	11.04%	
Russell 1000 Index	4.39%	10.39%	4.46%	4.86%	26.25%	1.77%		
Holland Capital								1/1994
Gross of Fees	5.32%	9.38%	7.80%	9.82%	29.00%	6.80%	9.05%	
Net of Fees	5.24%	9.29%	7.63%	9.55%	28.59%	6.40%	8.67%	
Rhumblin Russell 1000 Growth								9/2007
Gross of Fees	4.82%	10.65%	6.62%	7.64%	27.42%	N/A	2.70%	
Net of Fees	4.81%	10.65%	6.61%	7.63%	27.41%	N/A	2.68%	
Russell 1000 Growth	4.78%	10.68%	6.68%	7.62%	27.51%	4.54%		
Zevenbergen Capital Mgmt								8/1992
Gross of Fees	5.31%	11.77%	-2.86%	-2.70%	31.02%	7.08%	10.02%	
Net of Fees	5.22%	11.67%	-3.17%	-3.10%	30.48%	6.60%	9.58%	
Russell 3000 Growth Index	4.67%	10.69%	6.06%	7.19%	27.78%	4.48%	7.41%	

(Domestic Equity continued on next page)

Chicago Teachers' Pension Fund
Investment Manager Performance Report
Domestic Equity

Reporting for the Period ending February 29, 2012

	Month Ending <u>2/29/12</u>	3 Months Ending <u>2/29/12</u>	Fiscal YTD Ending <u>2/29/12</u>	12 Months Ending <u>2/29/12</u>	3 Years Ending <u>2/29/12</u>	5 Years Ending <u>2/29/12</u>	Since Inception	Inception Date
Channing Capital*								6/2009
Gross of Fees	4.12%	10.35%	-1.67%	-1.52%	N/A	N/A	18.26%	
Net of Fees	4.12%	10.35%	-1.67%	-1.52%	N/A	N/A	18.26%	
Channing Benchmark	3.79%	10.08%	-0.26%	0.48%	31.43%	0.84%	22.73%	
Russell 3000 Value Index	3.79%	10.08%	1.98%	1.77%	25.22%	-1.03%	17.81%	
Harris Investment								6/1999
Gross of Fees	3.67%	11.09%	3.01%	3.97%	22.59%	0.83%	4.81%	
Net of Fees	3.62%	11.03%	2.82%	3.73%	22.28%	0.51%	4.51%	
Lombardia Capital								10/2004
Gross of Fees	4.14%	10.31%	1.78%	0.97%	20.92%	0.86%	5.29%	
Net of Fees	4.08%	10.25%	1.57%	0.70%	20.52%	0.42%	4.84%	
Russell 1000 Value Index	3.99%	10.09%	2.29%	2.18%	25.01%	-1.08%		

Channing Capital* - As of October, 2011, Channing's mandate was changed from Mid Cap Value (Inception 6/2009) to All Cap Value.
Channing Benchmark reflects Russell Mid Cap Value Index through 9/30/11 and Russell 3000 Value Index thereafter.

(Domestic Equity continued on next page)

Chicago Teachers' Pension Fund
Investment Manager Performance Report
Domestic Equity

Reporting for the Period ending February 29, 2012

	Month Ending <u>2/29/12</u>	3 Months Ending <u>2/29/12</u>	Fiscal YTD Ending <u>2/29/12</u>	12 Months Ending <u>2/29/12</u>	3 Years Ending <u>2/29/12</u>	5 Years Ending <u>2/29/12</u>	Since Inception	Inception Date
Credo Capital**								6/2009
Gross of Fees	3.44%	7.83%	-4.53%	-0.24%	N/A	N/A	19.29%	
Net of Fees	3.44%	7.83%	-4.53%	-0.24%	N/A	N/A	19.29%	
Credo Benchmark	3.29%	10.77%	2.99%	6.36%	33.24%	4.59%	24.39%	
Russell 2000 Growth Index	3.29%	10.77%	-0.74%	2.38%	31.21%	3.93%	21.48%	
NTRS Structured Small Cap								6/1990
Gross of Fees	2.54%	10.06%	1.24%	3.26%	31.53%	3.16%	12.07%	
Net of Fees	2.54%	10.06%	1.24%	3.26%	31.49%	3.08%	11.99%	
Russell 2000 Index	2.39%	10.35%	-1.09%	-0.15%	29.48%	1.83%	10.46%	
Ariel Investment Small Value								4/1994
Gross of Fees	3.39%	14.21%	-3.93%	-6.53%	40.91%	2.76%	11.74%	
Net of Fees	3.31%	14.12%	-4.19%	-6.87%	40.48%	2.32%	11.34%	

Credo Capital**-- As of October, 2011, Credo's mandate was changed from Mid Cap Growth (Inception 6/2009) to Small Cap Growth. Credo Benchmark reflects Russell Mid Cap Growth Index through 9/30/11 and Russell 2000 Growth Index thereafter.

(Domestic Equity continued on next page)

Chicago Teachers' Pension Fund
Investment Manager Performance Report
Domestic Equity

Reporting for the Period ending February 29, 2012

	Month Ending <u>2/29/12</u>	3 Months Ending <u>2/29/12</u>	Fiscal YTD Ending <u>2/29/12</u>	12 Months Ending <u>2/29/12</u>	3 Years Ending <u>2/29/12</u>	5 Years Ending <u>2/29/12</u>	Since Inception	Inception Date
Dimensional Fund Advisors (DFA)								7/1996
Gross of Fees	2.91%	11.75%	-1.73%	3.-05%	36.95%	1.06%	12.04%	
Net of Fees	2.91%	11.75%	-1.73%	-3.05%	36.60%	0.55%	11.50%	
Russell 2000 Value Index	1.49%	9.93%	-1.44%	-2.72%	27.66%	-0.36%		
Attucks Asset Management								7/2004
Gross of Fees	4.46%	10.80%	4.14%	5.97%	27.66%	2.94%	5.86%	
Net of Fees	4.31%	10.63%	3.63%	5.29%	26.94%	2.22%	5.16%	
Progress Investment								7/2004
Gross of Fees	5.03%	10.93%	1.47%	3.05%	25.65%	2.07%	5.81%	
Net of Fees	4.88%	10.78%	1.01%	2.43%	24.95%	1.36%	5.12%	
Russell 3000 Index	4.23%	10.39%	4.01%	4.45%	26.50%	1.77%	4.98%	

Chicago Teachers' Pension Fund
Investment Manager Performance Report
International Equity

Reporting for the Period ending February 29, 2012

	Month Ending 2/29/12	3 Months Ending 2/29/12	Fiscal YTD Ending 2/29/12	1 Year Ending 2/29/12	3 Years Ending 2/29/12	5 Years Ending 2/29/12	Since Inception	Inception Date
INTERNATIONAL EQUITY								
Gross of Fees	6.28%	11.35%	-3.47%	-1.03%	23.82%	0.91%	7.40%	
Net of Fees	6.18%	11.25%	-3.75%	-1.42%	23.29%	0.56%	8.07%	
Earnest Partners 3/2007								
Gross of Fees	6.09%	12.48%	-5.82%	-4.08%	31.72%	N/A	5.00%	
Net of Fees	6.00%	12.38%	-6.05%	-4.42%	31.19%	N/A	4.40%	
Lazard 12/2000								
Gross of Fees	5.95%	11.23%	-2.73%	0.07%	22.87%	1.00%	5.75%	
Net of Fees	5.91%	11.19%	-2.86%	-0.10%	22.53%	0.56%	5.29%	
MSCI ACWI ex US Index	5.65%	11.60%	-6.07%	-5.67%	23.33%	-0.30%		
NTGI EAFE 10/2011								
Gross of Fees	5.76%	10.36%	N/A	N/A	N/A	N/A	15.10%	
Net of Fees	5.76%	10.36%	N/A	N/A	N/A	N/A	15.10%	
MSCI EAFE Index	5.74%	10.32%	-6.78%	-7.45%	19.74%	-2.93%	15.09%	

(International Equity continued on next page)

Chicago Teachers' Pension Fund
Investment Manager Performance Report
International Equity

Reporting for the Period ending February 29, 2012

	Month Ending 2/29/12	3 Months Ending 2/29/12	Fiscal YTD Ending 2/29/12	1 Year Ending 2/29/12	3 Years Ending 2/29/12	5 Years Ending 2/29/12	Since Inception	Inception Date
NTGI EAFE Value								10/2011
Gross of Fees	5.46%	10.25%	N/A	N/A	N/A	N/A	13.93%	
Net of Fees	5.46%	10.25%	N/A	N/A	N/A	N/A	13.93%	
MSCI EAFE Value Index	5.43%	10.27%	-7.73%	-9.85%	19.62%	-4.63%	13.96%	
Morgan Stanley								12/2007
Gross of Fees	6.75%	11.31%	-1.67%	-1.33%	18.67%	0.49%	9.71%	
Net of Fees	6.64%	11.20%	-1.96%	-1.73%	18.15%	-0.01%	9.24%	
MSCI EAFE Index	5.74%	10.32%	-6.78%	-7.45%	19.74%	-2.93%	4.56%	
Leading Edge								3/2010
Gross of Fees	6.31%	11.64%	-6.28%	-5.70%	N/A	N/A	2.52%	
Net of Fees	6.12%	11.44%	-6.85%	-6.45%	N/A	N/A	1.69%	
MSCI ACWI ex US Index	5.65%	11.60%	-6.07%	-5.67%	23.33%	-0.30%	3.78%	
William Blair-Growth								12/2009
Gross of Fees	6.57%	11.89%	-2.87%	-0.45%	N/A	N/A	11.27%	
Net of Fees	6.47%	11.79%	-3.16%	-0.85%	N/A	N/A	10.79%	
MSCI ACWI ex US IMI Growth	5.81%	10.96%	-6.44%	-5.30%	22.85%	0.02%	7.86%	
William Blair-Small Cap								3/2007
Gross of Fees	6.46%	9.92%	-5.41%	-0.15%	31.15%	N/A	0.68%	
Net of Fees	6.26%	9.71%	-6.00%	-0.97%	30.08%	N/A	-0.43%	
MSCI ACWI Small Cap ex-US	6.37%	13.65%	-7.07%	-6.55%	30.54%	0.53%	-0.21%	
MSCI World Small Cap ex-US	5.66%	12.17%	-6.61%	-6.84%	28.32%	-1.34%	-2.01%	

**Chicago Teachers' Pension Fund
Investment Manager Performance Report
Fixed Income**

Reporting for the Period ending February 29, 2012

	Month Ending 2/29/12	3 Months Ending 2/29/12	Fiscal YTD Ending 2/29/12	1 Year Ending 2/29/12	3 Years Ending 2/29/12	5 Years Ending 2/29/12	Since Inception	Inception Date
FIXED INCOME								
Gross of Fees	0.22%	2.85%	6.45%	8.84%	9.83%	6.54%	7.03%	
Net of Fees	0.20%	2.84%	6.39%	8.75%	9.75%	6.49%	5.92%	
Northern Trust								11/1993
Gross of Fees	-0.12%	2.17%	6.83%	9.30%	7.76%	6.50%	6.28%	
Net of Fees	-0.12%	2.17%	6.83%	9.30%	7.75%	6.49%	6.28%	
BC Government/Credit Index	-0.11%	2.26%	6.99%	9.44%	7.79%	6.40%	6.25%	
Garcia Hamilton								8/2010
Gross of Fees	0.42%	4.85%	5.36%	7.09%	N/A	N/A	4.87%	
Net of Fees	0.37%	4.80%	5.25%	6.88%	N/A	N/A	4.72%	
LM Capital								10/2004
Gross of Fees	0.11%	2.57%	5.99%	8.76%	7.74%	6.94%	5.70%	
Net of Fees	0.07%	2.52%	5.86%	8.58%	7.54%	6.74%	5.49%	
Pugh Capital Mgmt								8/2010
Gross of Fees	0.22%	2.52%	6.35%	9.06%	N/A	N/A	5.75%	
Net of Fees	0.16%	2.47%	6.13%	8.72%	N/A	N/A	5.52%	

(Fixed Income continued on next page)

Chicago Teachers' Pension Fund
Investment Manager Performance Report
Fixed Income

Reporting for the Period ending February 29, 2012

	Month Ending <u>2/29/12</u>	3 Months Ending <u>2/29/12</u>	Fiscal YTD Ending <u>2/29/12</u>	1 Year Ending <u>2/29/12</u>	3 Years Ending <u>2/29/12</u>	5 Years Ending <u>2/29/12</u>	Since Inception	Inception Date
Taplin, Canida & Habacht								10/2004
Gross of Fees	0.67%	3.57%	6.88%	9.54%	10.06%	5.52%	5.06%	
Net of Fees	0.63%	3.53%	6.75%	9.37%	9.88%	5.35%	4.89%	
Western Asset								1/2003
Gross of Fees	0.83%	3.98%	5.80%	7.89%	15.07%	6.47%	6.34%	
Net of Fees	0.80%	3.95%	5.72%	7.72%	14.89%	6.28%	6.15%	
BC Aggregate Index	-0.02%	1.96%	5.88%	8.37%	7.52%	6.36%		

Chicago Teachers' Pension Fund
Investment Manager Performance Report
Infrastructure
 Reporting for the Period ending February 29, 2012

	Month Ending <u>2/29/12</u>	3 Months Ending <u>2/29/12</u>	Fiscal YTD Ending <u>2/29/12</u>	1 Year Ending <u>2/29/12</u>	3 Years Ending <u>2/29/12</u>	5 Years Ending <u>2/29/12</u>	Since Inception	Inception Date
INFRASTRUCTURE								
Gross of Fees	1.65%	2.14%	0.87%	5.20%	5.93%	N/A	5.35%	
Net of Fees	1.42%	1.91%	0.18%	4.24%	5.43%	N/A	4.90%	
JP Morgan (open end) 3/1996								
Gross of Fees	1.19%	1.19%	0.33%	3.40%	3.73%	N/A	3.44%	
Net of Fees	0.75%	0.75%	-0.98%	1.61%	2.83%	N/A	2.61%	
Macquarie Infrastructure II 3/2008								
Gross of Fees	0.07%	3.48%	7.52%	11.92%	10.68%	N/A	9.04%	
Net of Fees	0.07%	3.48%	7.52%	11.92%	10.68%	N/A	9.04%	
Macquarie European Fund III 3/2008								
Gross of Fees	4.64%	2.80%	-4.25%	2.77%	7.91%	N/A	5.23%	
Net of Fees	4.64%	2.80%	-4.25%	2.77%	7.91%	N/A	5.23%	
Benchmark - Absolute				8.00%	8.00%	8.00%	8.00%	

Chicago Teachers' Pension Fund
Investment Manager Performance Report
Hedge Funds
Reporting for the Period ending February 29, 2012

	<u>Month</u> <u>Ending</u> <u>2/29/12</u>	<u>3 Months</u> <u>Ending</u> <u>2/29/12</u>	<u>Fiscal YTD</u> <u>Ending</u> <u>2/29/12</u>	<u>1 Year</u> <u>Ending</u> <u>2/29/12</u>	<u>3 Years</u> <u>Ending</u> <u>2/29/12</u>	<u>5 Years</u> <u>Ending</u> <u>2/29/12</u>	<u>Since</u> <u>Inception</u>	<u>Inception</u> <u>Date</u>
HEDGE FUNDS								
Gross of Fees	2.40%	3.25%	-1.91%	-1.84%	N/A	N/A	2.80%	
Net of Fees	2.40%	3.25%	-1.91%	-1.84%	N/A	N/A	2.80%	
K2 Advisors 9/2009								
Gross of Fees	1.76%	4.19%	-0.97%	-2.58%	N/A	N/A	2.80%	
Net of Fees	1.76%	4.19%	-0.97%	-2.58%	N/A	N/A	2.80%	
Mesirow Absolute Return 10/2009								
Gross of Fees	2.84%	2.80%	-1.42%	-0.90%	N/A	N/A	2.98%	
Net of Fees	2.84%	2.80%	-1.42%	-0.90%	N/A	N/A	2.98%	
Pluscios 12/2010								
Gross of Fees	3.00%	1.85%	-5.98%	-2.39%	N/A	N/A	0.25%	
Net of Fees	3.00%	1.85%	-5.98%	-2.39%	N/A	N/A	0.25%	
T-Bill + 5%	0.42%	1.25%	3.35%	5.08%	N/A	N/A		

Chicago Teachers' Pension Fund
Investment Manager Performance Report
Real Estate Investment Trust (REITs)
 Reporting for the Period ending February 29, 2012

	Month Ending <u>2/29/12</u>	3 Months Ending <u>2/29/12</u>	Fiscal YTD Ending <u>2/29/12</u>	1 Year Ending <u>2/29/12</u>	3 Years Ending <u>2/29/12</u>	5 Years Ending <u>2/29/12</u>	Since Inception	Inception Date
REAL ESTATE								
Gross of Fees	0.29%	1.71%	6.66%	15.10%	-4.45%	-2.59%	5.77%	
Net of Fees	0.28%	1.56%	6.20%	14.43%	-4.71%	-2.85%	5.48%	
REITs								
Gross of Fees	3.10%	12.97%	-0.04%	1.82%	38.57%	-2.73%	10.71%	
Net of Fees	3.00%	12.86%	-0.34%	1.41%	37.87%	-3.03%	10.54%	
Adelante 4/1990								
Gross of Fees	-0.97%	9.80%	4.58%	7.34%	43.84%	-3.16%	1.84%	
Net of Fees	-1.09%	9.67%	4.17%	6.77%	43.12%	-3.45%	1.57%	
NAREIT Equity Index	-0.91%	10.44%	3.16%	4.80%	41.85%	-1.53%	3.73%	
Morgan Stanley 4/1990								
Gross of Fees	4.82%	14.63%	-1.82%	-0.13%	35.03%	-3.49%	10.16%	
Net of Fees	4.67%	14.47%	-2.28%	-0.74%	34.12%	-3.88%	9.52%	
Urdang 4/1990								
Gross of Fees	3.54%	12.79%	-0.45%	1.05%	41.12%	-0.35%	10.73%	
Net of Fees	3.54%	12.79%	-0.45%	1.05%	40.77%	-0.50%	10.61%	
EPRA/NAREIT Dev REIT Index	3.52%	12.60%	-0.96%	0.76%	33.95%	-4.23%		

Chicago Teachers' Pension Fund
Diversity Report
MWDBE Investment Manager Usage
(in millions of dollars)
Reporting for the Period ending February 29, 2012

MWDBE Alternative Managers	Month Ending					
	2/29/12	2011	2010	2009	2008	2007
Adelante	\$66.6	\$63.8	\$59.7	\$33.9	\$73.6	\$49.8
Capri (\$45 million)	5.1	5.0	17.2	13.4	25.0	21.8
DV Urban (\$25 million)	11.3	11.9	15.4	8.0	4.9	3.5
Franklin Templeton (\$40 million)	5.5	5.5	-	-	-	-
Hispania (\$15 million)	4.6	4.4	3.0	1.0	-	1.2
Hudson Realty (\$25 million)	19.9	19.9	11.2	-	-	-
ICV Capital (\$7.5 million)	4.2	5.9	3.9	3.3	1.3	0.8
M2 ILPEFF (\$25 million)	12.7	13.7	18.3	10.6	8.8	4.5
M2 - MPEFF (\$10 Million)	6.4	6.3	-	-	-	-
Palladium (\$7.5 million)	6.1	6.1	5.4	3.4	3.1	2.9
Pharos (\$7.5 million)	8.2	8.2	7.6	5.7	3.9	3.2
Syncom (\$7.5 million)	4.7	4.5	3.9	2.8	1.4	0.7
Urban America (\$25 million)	14.3	14.3	13.8	16.0	9.3	3.6
Total Assets - Minority Owned Alternative Managers	\$169.6	\$169.5	\$159.4	\$98.1	\$131.3	\$92.0
Pluscios Management	\$25.1	\$24.3	\$25.0	-	-	-
Total Asset - Women Owned Alternative Managers	\$25.1	\$24.3	\$25.0	\$0.0	\$0.0	\$0.0
Total Assets - MWDBE Alternative Managers	\$194.7	\$193.8	\$184.4	\$98.1	\$131.5	\$89.1

**Chicago Teachers' Pension Fund
Diversity Report
MWDBE Investment Manager Usage
(in millions of dollars)**

Reporting for the Period ending February 29, 2012

MWDBE Equity Managers	Month Ending					
	2/29/12	2011	2010	2009	2008	2007
Apex	\$20.7	\$18.4	\$18.2	\$30.5	\$33.5	\$32.8
Ariel	118.1	105.9	120.3	119.6	168.8	237.9
Ativo Capital	22.3	20.0	25.8	16.7	22.9	16.7
Herndon Capital	116.7	103.3	87.0	59.1	75.6	65.7
Attucks (Manager-of-Managers)	-	-	-	0.1	-	-
Brown Capital	11.7	10.3	16.6	12.8	13.6	16.9
Channing	77.2	70.4	67.4	50.0	21.3	29.7
Credo	107.2	97.3	63.3	50.0	17.0	6.4
Decatur Capital	15.4	13.9	12.3	9.7	-	-
Denali	22.7	21.4	21.6	16.2	15.4	17.9
Earnest Partners	452.9	402.9	180.9	70.4	104.1	108.4
Fortaleza	27.0	24.1	18.1	14.4	22.9	24.2
GW Capital	14.5	13.6	9.0	6.5	5.8	6.7
Holland	218.0	196.6	172.2	103.1	134.6	142.3
John Hsu Capital	12.2	10.6	19.3	-	-	-
Leading Edge (Manager-of-Managers)	-	-	-	-	-	-
Lombardia	281.7	282.1	260.4	109.2	164.7	191.1
MarVista Capital	28.1	25.7	46.7	34.5	-	-
NCM Capital	28.7	26.0	27.8	3.9	5.9	14.5
Paradigm	25.2	23.0	22.9	17.1	23.6	28.0

(MWDBE Equity Managers continued on next page)

Chicago Teachers' Pension Fund
Diversity Report
MWDBE Investment Manager Usage
(in millions of dollars)
Reporting for the Period ending February 29, 2012

MWDBE Equity Managers (continued)	Month Ending					
	2/29/12	2011	2010	2009	2008	2007
Piedmont	147.9	134.7	142.9	104.3	153.8	118.4
Profit	28.2	25.4	25.3	15.7	40.0	39.9
Progress (Manager-of-Managers)	-	-	-	108.0	-	-
RhumbLine	343.3	661.1	777.0	562.7	701.4	504.1
Total Assets - Minority Owned Equity Managers	\$2,119.9	\$2,286.7	\$2,135.0	\$1,582.8	\$1,831.3	\$1,659.1
Campbell Newman	\$10.1	\$9.5	\$9.1	\$6.3	-	-
Cheswold Lane	-	14.7	14.1	-	-	-
GlobeFlex Capital	-	-	-	13.0	21.1	23.6
Howland	-	-	-	2.1	18.7	21.3
Kenwood	-	-	-	-	0.0	8.6
Locke Capital	-	-	-	14.9	25.8	27.3
New Amsterdam	62.3	181.3	185.2	185.5	255.9	294.7
Nicholas	6.9	65.0	68.5	3.8	-	-
Opus	-	-	-	-	4.6	4.2
Redwood Investments	29.9	28.5	29.2	12.2	14.2	-
Rutland	-	-	-	-	8.4	9.7
Zevenbergen	86.4	77.4	84.3	53.1	68.4	71.5
Total Assets - Woman Owned Equity Managers	\$195.6	\$376.4	\$390.4	\$290.9	\$417.1	\$460.9
Total Assets - MWDBE Equity Managers	\$2,315.5	\$2,663.1	\$2,525.4	\$1,873.7	\$2,248.4	\$2,120.0

**Chicago Teachers' Pension Fund
Diversity Report
MWDBE Investment Manager Usage**
(in millions of dollars)

Reporting for the Period ending February 29, 2012

MWDBE Fixed Income Managers	Month Ending					
	2/29/12	2011	2010	2009	2008	2007
Smith Graham	-	-	-	-	-	\$62.6
Garcia Hamilton Capital	80.1	77.9	73.4	-	-	-
LM Capital	130.4	129.6	124.3	65.0	63.9	62.3
Total Assets - Minority Owned Fixed Income Managers	\$210.5	\$207.5	\$197.7	\$65.0	\$63.9	\$124.9
Pugh Capital	80.9	79.8	73.2	-	-	-
Taplin, Canida & Habacht**	-	-	-	-	115.9	119.7
Total Assets - Woman Owned Fixed Income Managers	\$80.9	\$79.8	\$73.2	\$0.0	\$115.9	\$119.7
Total Assets - MWDBE Fixed Income Managers	\$291.4	\$287.3	\$270.9	\$65.0	\$179.8	\$244.6
Total Fund MWDBE Assets	\$2,801.6	\$3,144.2	\$2,980.7	\$2,036.8	\$2,559.7	\$2,453.7
MWDBE Active	\$2,458.3	\$2,483.1	\$2,203.7	\$1,474.1	\$1,858.3	\$1,949.6
Total Fund	\$9,714.4	\$9,216.9	\$9,941.2	\$8,367.1	\$11,443.6	\$12,757.5
MWDBE Assets as % of Total Fund	29%	34%	33%	27%	24%	23%
MWDBE Assets as % of Active Assets	35%	37%	33%	29%	25%	26%

** On December, 2008 - Taplin, Canida & Habacht was acquired by a non-minority firm.

Chicago Teachers' Pension Fund
Diversity Report
Current MWDBE Allocation vs. Target MWDBE Allocation
(in millions of dollars)
Reporting for the Period ending February 29, 2012

	Market Value	Total Class Assets	% of Asset Class	Target Allocation	Allocation Difference
Total Fund Assets	\$ 2,801.6	\$ 9,714.40	29%	20%	9%
Total Active Assets	\$ 2,458.3	\$ 7,063.30	35%	25%	10%
Total MWDBE Equity	\$ 2,315.5	\$5,887.10	39%	30%	9%
Total Minority Equity	\$ 2,119.9	\$5,887.10	36%	25%	11%
Total Women Equity	\$ 195.6	\$5,887.10	3%	5%	(2%)
Total Disabled Equity	\$ -	\$5,887.10	0%	0%	0%
Total MWDBE Fixed Income	\$ 291.4	\$ 1,895.50	15%	15%	0%
Total Minority Fixed Income	\$ 210.5	\$ 1,895.50	11%	12%	(1%)
Total Women Fixed Income	\$ 80.9	\$ 1,895.50	4%	3%	1%
Total Disabled Fixed Income	\$ -	\$ 1,895.50	0%	0%	0%
Total MWDBE Alternatives	\$ 194.7	\$ 1,810.30	11%	10%	1%
Total Minority Alternatives	\$ 169.6	\$ 1,810.30	9%	10%	(1%)
Total Women Alternatives	\$ 25.1	\$ 1,810.30	1%	0%	1%
Total Disabled Alternatives	\$ -	\$ 1,810.30	0%	0%	0%

Chicago Teachers' Pension Fund
Illinois Based Investment Managers
(in millions of dollars)
Reporting for the Period ending February 29, 2012

	MV as of 2/12	2011	2010	2009
Adams Street	\$72.2	\$72.2	\$68.0	\$63.3
Ariel Capital Management	105.9	105.9	120.4	131.4
Attucks Asset Management	193.3	175.3	176.2	152.7
Fortaleza Asset Management ¹	see below	see below	see below	see below
Capri Capital Partners	5.1	5.0	4.7	5.8
Channing Capital Management	77.2	70.4	74.6	63.3
DV Urban	11.3	12.0	15.4	16.1
Harris Investment Management	284.1	263.9	278.5	194.2
Hispania Capital Partners	4.5	4.5	3.0	1.9
Holland Capital Management	218.0	196.6	190.1	0.0
Leading Edge Investment Advisors	n/a	n/a	n/a	n/a
Ativo Capital Management ²	22.3	20.0	22.3	18.7
Mesirov	155.4	155.4	143.0	131.6
Muller & Monroe Asset Management	20.0	20.0	18.3	12.3
Northern Trust Corporation	1832.6	1,832.6	2,142.1	1,494.5
Pluscios Management	25.1	24.4	25.0	128.1
Progress Investment Management	n/a	n/a	n/a	n/a
Ativo Capital Management ²	0.0	0.0	3.5	2.9
Fortaleza Asset Management ²	12.9	11.5	8.2	6.2
Walton Street Capital	66.7	66.7	51.9	41.0
William Blair & Company	534.0	534.0	567.7	213.4
Total	\$3,640.7	\$3,570.4	\$3,913.0	\$2,677.5
IL Managed Assets as % of Total Fund	37%	39%	39%	29%

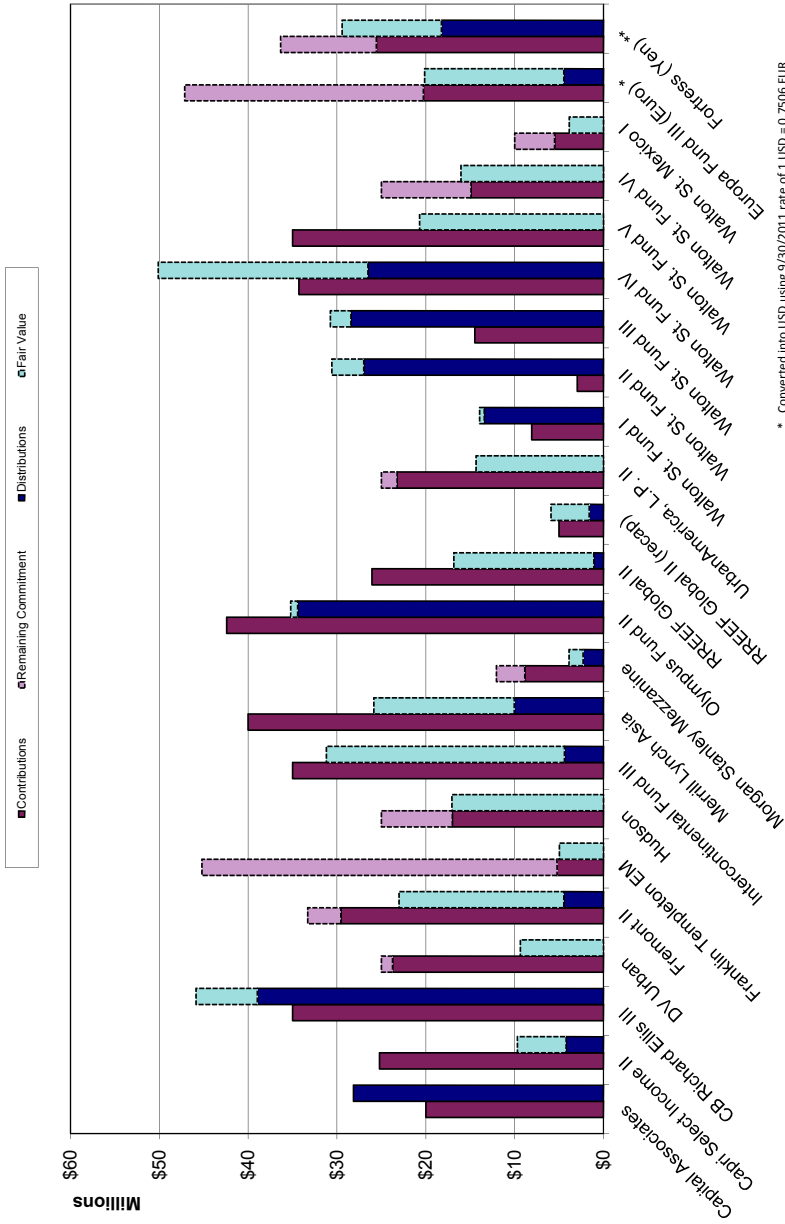
¹Fortaleza Asset Management is a sub-advisor in the Attucks Asset Management Manager-of-Manager program. Both firms are located in Chicago. Therefore Fortaleza's assets are reported as part of Attucks' Total Market Value.

²Ativo Capital Partners and Fortaleza Asset Management are IL based sub-advisors in a Manager-of-Managers program where the Manager-of-Manager is not IL based.

**Chicago Teachers' Pension Fund
Real Estate Managers
as of Sep 30, 2011**

Open Ended Funds:				Fair Value		
JP Morgan Real Estate				148,011,786		
PRISA				109,482,062		
PRISA II				40,649,625		
UBS Trumbull				150,236,383		
LaSalle Property Fund				26,765,385		
Total Open Ended Funds				475,145,241		
Closed End Funds:	Commitment	Contributions	Distributions	Fair Value	Remaining Commitment	Net IRR since Inception
Capital Associates	20,000,000	20,000,000	28,147,889	0	0	NA
Capri Select Income II	25,000,000	25,208,890	4,195,840	5,489,851	0	-21.8%
CB Richard Ellis III	35,000,000	35,000,000	38,956,433	6,917,253	0	9.2%
DV Urban	25,000,000	23,747,672	0	9,345,061	1,252,328	0.0%
Fremont II	30,000,000	29,550,272	4,458,684	18,544,623	3,746,217	-6.5%
Franklin Templeton EM	40,000,000	5,214,111	0	4,950,382	34,785,889	-78.5%
Hudson	25,000,000	17,000,000	0	17,057,591	8,000,000	0.5%
Intercontinental Fund III	35,000,000	35,000,000	4,380,216	26,809,633	0	-1.9%
Merrill Lynch Asia	40,000,000	40,000,000	10,039,663	15,802,469	0	-13.5%
Morgan Stanley Mezzanine	12,009,078	8,866,086	2,281,960	1,599,531	3,186,000	-26.4%
Olympus Fund II	30,000,000	42,420,770	34,431,199	776,557	0	-5.1%
RREEF Global II	25,000,000	26,072,717	1,072,717	15,776,490	0	-10.2%
RREEF Global II (recap)	5,000,000	5,000,000	1,599,953	4,309,474	0	24.5%
UrbanAmerica, L.P. II	25,000,000	23,222,737	0	14,344,064	1,777,263	-13.1%
Walton St. Fund I	7,500,000	8,082,593	13,413,131	520,655	0	14.1%
Walton St. Fund II	15,000,000	2,944,508	26,990,764	3,583,321	0	76.4%
Walton St. Fund III	15,000,000	14,489,150	28,433,572	2,313,158	0	18.0%
Walton St. Fund IV	35,000,000	34,289,093	26,517,753	23,610,774	0	11.4%
Walton St. Fund V	35,000,000	35,000,000	0	20,701,718	0	-11.5%
Walton St. Fund VI	25,000,000	14,911,966	0	16,049,113	10,088,034	5.3%
Walton St. Mexico I	10,000,000	5,500,000	0	3,835,952	4,500,000	-28.3%
Total US Dollar	514,509,078	451,520,565	224,919,774	212,337,670	67,335,731	
Europa Fund III	€ 31,560,877	€ 15,149,073	€ 3,341,150	€ 11,701,041	€ 20,063,292	-0.7%
Total Euro	€ 31,560,877	€ 15,149,073	€ 3,341,150	€ 11,701,041	€ 20,063,292	
Fortress	¥2,280,000,000	¥2,099,170,009	¥882,764,230	¥1,496,518,934	¥918,399,664	23.5%
Total Yen	¥2,280,000,000	¥2,099,170,009	¥882,764,230	¥1,496,518,934	¥918,399,664	

Chicago Teachers' Pension Fund
Real Estate Managers
as of September 30, 2011

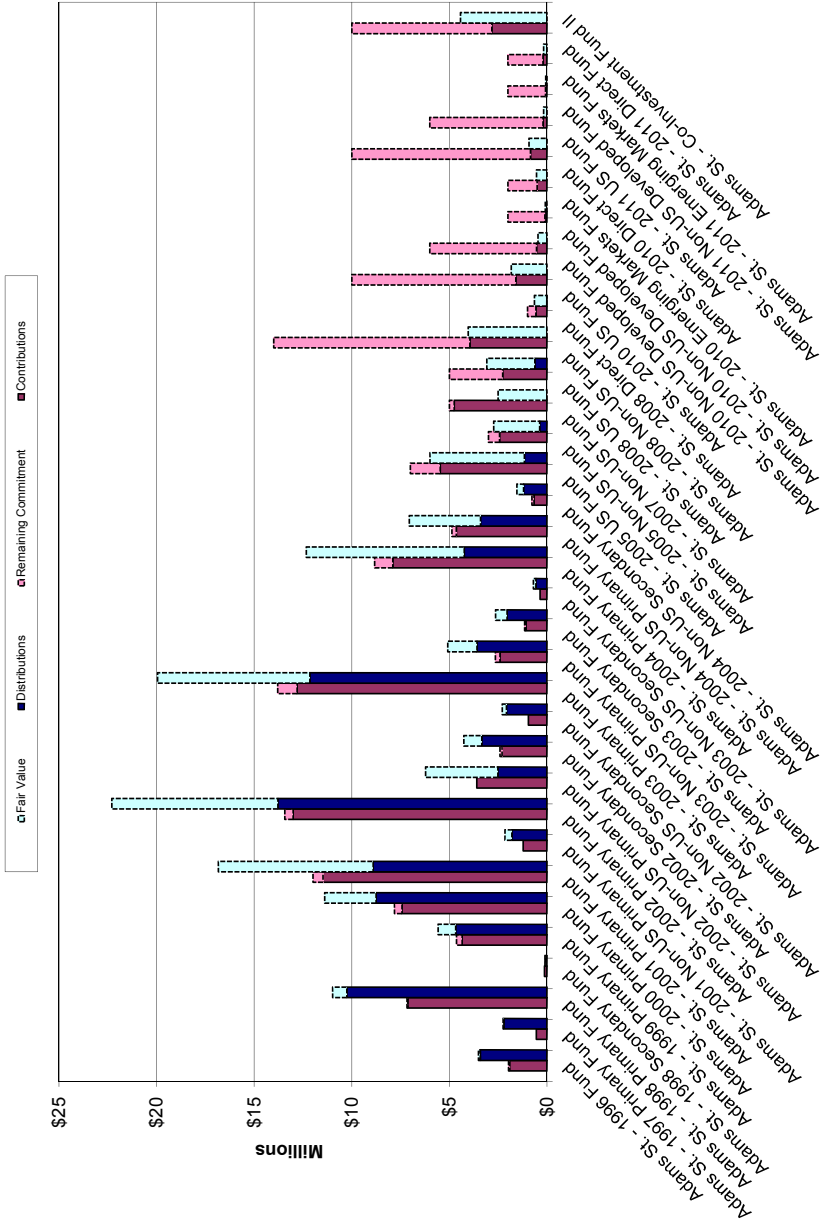


* Converted into USD using 9/30/2011 rate of 1 USD = 0.7506 EUR
** Converted into USD using 9/30/2011 rate of 1 USD = 82.07 JPY

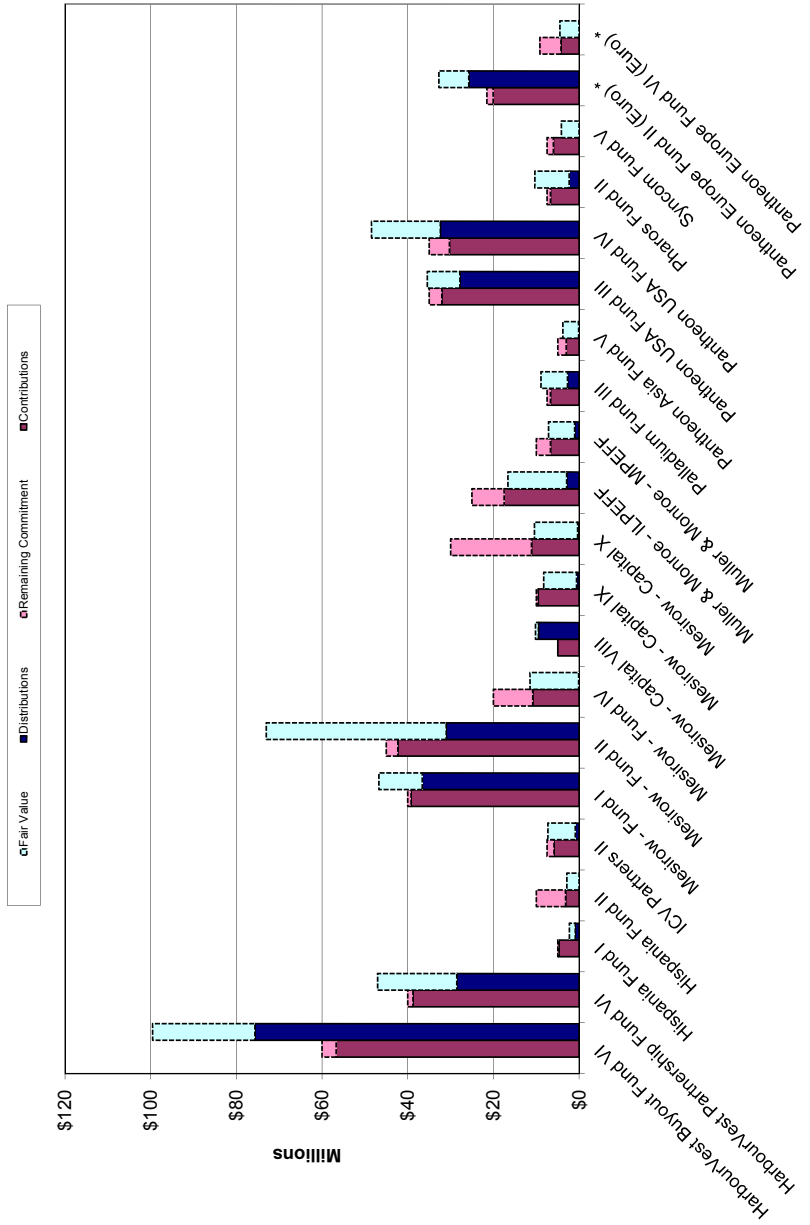
**Chicago Teachers' Pension Fund
Private Equity Managers
as of Sep 30, 2011**

Manager	Commitment	Contributions	Distributions	Fair Value	Remaining Commitment	Net IRR since Inception
Adams St. - 1996 Fund	1,975,370	1,914,764	3,412,118	105,137	60,606	13.24%
Adams St. - 1997 Primary Fund	549,507	549,507	2,205,385	39,225	0	67.27%
Adams St. - 1998 Primary Fund	7,168,703	7,129,894	10,252,844	733,066	38,809	6.23%
Adams St. - 1998 Secondary Fund	133,309	133,309	90,963	5,715	0	(6.79%)
Adams St. - 1999 Primary Fund	4,634,944	4,349,555	4,677,932	897,654	285,389	2.39%
Adams St. - 2000 Primary Fund	7,812,186	7,428,530	8,756,080	2,635,852	383,656	5.90%
Adams St. - 2001 Primary Fund	11,985,368	11,470,174	8,900,495	7,927,998	515,194	5.45%
Adams St. - 2001 Non-US Primary Fund	1,219,190	1,219,190	1,804,427	350,365	0	11.70%
Adams St. - 2002 Primary Fund	13,430,823	13,007,917	13,785,013	8,506,974	422,906	11.22%
Adams St. - 2002 Non-US Primary Fund	3,601,688	3,601,688	2,516,423	3,701,382	0	10.01%
Adams St. - 2002 Secondary Fund	2,408,142	2,306,394	3,342,600	923,853	101,748	12.63%
Adams St. - 2002 Non-US Secondary Fund	955,954	955,954	2,080,788	215,152	0	25.08%
Adams St. - 2003 Primary Fund	13,791,114	12,803,724	12,144,505	7,806,112	987,390	9.00%
Adams St. - 2003 Non-US Primary Fund	2,642,546	2,404,869	3,587,060	1,497,549	237,677	20.32%
Adams St. - 2003 Secondary Fund	1,151,151	1,077,749	2,048,868	585,752	73,402	23.05%
Adams St. - 2003 Non-US Secondary Fund	351,314	351,314	571,262	128,775	0	18.31%
Adams St. - 2004 Primary Fund	8,832,269	7,895,132	4,242,962	8,082,125	937,137	8.13%
Adams St. - 2004 Non-US Primary Fund	4,875,207	4,647,566	3,409,664	3,643,324	227,641	8.91%
Adams St. - 2004 Non-US Secondary Fund	776,433	670,527	1,203,901	334,171	105,906	25.71%
Adams St. - 2005 US Fund	7,000,000	5,474,000	1,157,767	4,837,571	1,526,000	2.59%
Adams St. - 2005 Non-US Fund	3,000,000	2,431,500	380,716	2,348,658	568,500	3.27%
Adams St. - 2007 Non-US Fund	5,000,000	4,748,913	0	2,508,382	251,087	(1.67%)
Adams St. - 2008 US Fund	5,000,000	2,270,000	628,192	2,452,006	2,730,000	15.98%
Adams St. - 2008 Non-US Fund	14,000,000	3,955,000	0	4,033,618	10,045,000	1.18%
Adams St. - 2008 Direct Fund	1,000,000	575,000	18,509	622,401	425,000	4.62%
Adams St. - 2010 US Fund	10,000,000	1,600,000	0	1,829,072	8,400,000	15.55%
Adams St. - 2010 Non-US Developed Fund	6,000,000	540,000	0	460,786	5,460,000	(21.63%)
Adams St. - 2010 Emerging Markets Fund	2,000,000	108,000	0	85,577	1,892,000	(20.76%)
Adams St. - 2010 Direct Fund	2,000,000	508,000	0	538,380	1,492,000	5.39%
Adams St. - 2011 US Fund	10,000,000	845,000	0	923,293	9,155,000	9.27%
Adams St. - 2011 Non-US Developed Fund	6,000,000	210,000	0	172,181	5,790,000	(18.01%)
Adams St. - 2011 Emerging Markets Fund	2,000,000	82,000	0	65,535	1,918,000	(20.08%)
Adams St. - 2011 Direct Fund	2,000,000	204,000	0	178,297	1,796,000	(12.60%)
Adams St. - Co-Investment Fund II	10,000,000	2,825,000	0	4,429,713	7,175,000	7.40%
HarbourVest Buyout Fund VI	60,000,000	56,700,000	75,659,228	23,898,241	3,300,000	12.6%
HarbourVest Partnership Fund VI	40,000,000	38,800,000	28,556,409	18,491,894	1,200,000	3.4%
Hispania Fund I	5,000,000	4,683,909	916,500	1,379,296	316,091	(27.90%)
Hispania Fund II	10,000,000	3,148,595	0	2,876,245	6,851,405	(7.95%)
ICV Partners II	7,500,000	5,840,540	881,373	6,404,236	1,659,460	8.58%
Mesirow - Fund I	40,000,000	39,200,000	36,636,744	10,109,644	800,000	2.8%
Mesirow - Fund II	45,000,000	42,300,000	31,026,487	42,016,764	2,700,000	13.4%
Mesirow - Fund IV	20,000,000	10,800,000	103,007	11,345,521	9,200,000	2.9%
Mesirow - Fund V	20,000,000	2,800,000	103,949	3,046,849	17,200,000	6.2%
Mesirow - Capital VIII	5,000,000	5,000,000	9,477,561	724,955	0	22.9%
Mesirow - Capital IX	10,000,000	9,550,000	592,640	7,671,967	450,000	-4.3%
Mesirow - Capital X	30,000,000	11,100,000	358,181	10,084,078	18,900,000	-10.7%
Muller & Monroe - ILPEFF	25,000,000	17,505,986	2,927,746	13,690,108	7,494,014	-1.7%
Muller & Monroe - MPEFF	10,000,000	6,699,439	1,032,093	6,127,917	3,300,561	3.4%
Palladium Fund III	7,500,000	6,713,874	2,735,984	6,163,345	786,126	10.3%
Pantheon Asia Fund V	5,000,000	3,025,000	100,000	3,688,254	1,975,000	12.6%
Pantheon USA Fund III	35,000,000	32,025,000	27,825,000	7,589,620	2,975,000	1.6%
Pantheon USA Fund IV	35,000,000	30,275,000	32,375,000	16,060,072	4,725,000	11.0%
Pharos Fund II	7,500,000	6,675,000	2,310,616	8,010,567	825,000	12.5%
Syncom Fund V	7,500,000	5,984,198	0	4,153,413	1,515,802	-12.6%
Total US Dollar	598,295,218	449,120,711	344,837,992	277,138,637	149,114,507	
Pantheon Europe Fund II	16,100,644	14,973,000	19,239,519	5,229,448	1,127,644	13.9%
Pantheon Europe Fund VI	6,846,000	3,149,160	-	3,347,270	3,696,840	3.7%
Total Euro	€ 22,946,644	€ 18,122,160	€ 19,239,519	€ 8,576,718	€ 4,824,484	

Chicago Teachers' Pension Fund
Private Equity Managers (Adams Street Funds)
as of Sep 30, 2011



**Chicago Teachers' Pension Fund
Private Equity Managers
as of Sep 30, 2011**

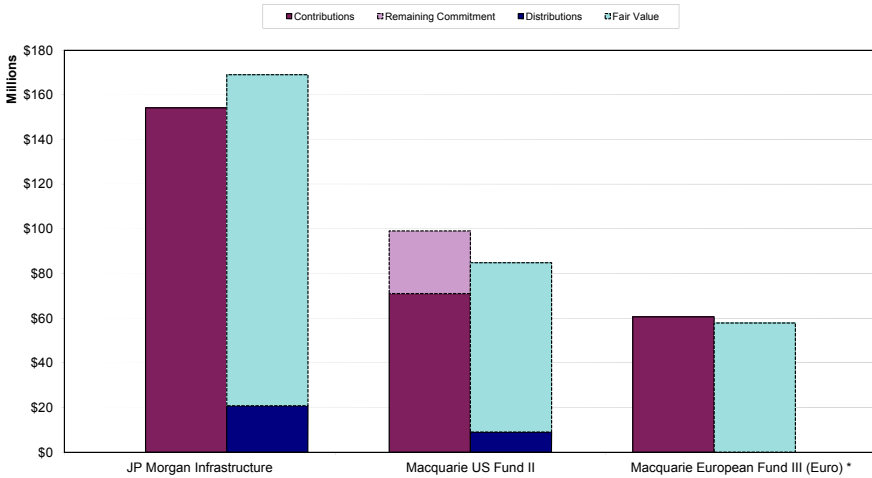


* Converted into USD using 09/30/2011 rate of 1 USD = 0.747 EUR

**Chicago Teachers' Pension Fund
Infrastructure Managers
as of Sep 30, 2011**

Manager	Commitment	Contributions	Distributions	Fair Value	Remaining Commitment	Net IRR since Inception
JP Morgan Infrastructure	150,000,000	\$154,150,850.00	\$20,810,814.00	\$148,137,251	0	3.77%
Macquarie US Fund II	90,000,000	\$70,970,511.00	\$9,008,046	\$75,790,706	\$28,037,536	9.16%
Total US Dollar	240,000,000	\$225,121,361	\$29,818,860	\$223,927,957	\$28,037,536	
Macquarie European Fund III	€ 39,126,000	€ 45,270,831	€ 0	€ 43,204,093	€ 0	3.89%
Total Euro	€ 39,126,000	€ 45,270,831	€ 0	€ 43,204,093	€ 0	

**Chicago Teachers' Pension Fund
Infrastructure Managers
as of Sep 30, 2011**



* Converted into USD using 09/30/2011 rate of 1 USD = 0.747 EUR

Chairperson Ward moved the Report of the Committee on Investments to the omnibus.

REPORT OF THE INDEPENDENT AUDITOR

Annual Audit Presentation by KPMG

Mr. Kurt Gabouer and Ms. Julie Barrientos of KPMG presented the results of the 2011 audit of the Fund. KPMG explained its responsibility for forming and expressing an opinion about whether the financial statements, as prepared by management with the oversight of the Trustees, are presented fairly and in conformity with generally accepted accounting principles. They reported that the financial statements present fairly, in all material respects, the plan net assets of the Fund as of and for the period ending June 30, 2011. KPMG reviewed the Management Letter. They identified certain deficiencies in internal control that they consider material weaknesses and reviewed their recommendations and management responses. KPMG addressed questions raised by the Trustees.

Motion to Approve Audit Presentation by KPMG, Approved

A motion was made by Mr. Wohl, seconded by Mr. Ward, and unanimously passed to approve the audit presentation by KPMG.

REPORT OF THE COMMITTEE ON CLAIMS AND SERVICE CREDITS

Application for Pensions

The Committee on Claims and Service Credits reported that applications for pensions are presented for persons, hereinafter listed, with the recommendations that they be approved and granted in the amount and under the conditions set forth herewith.

In the case of each applicant for service and disability pension, the employment of the teacher has terminated, the legally prescribed minimum years of teaching service were completed and requirements with respect to age, the Illinois Retirement Systems Reciprocal Act (if applicable) and the Illinois Pension Code were fulfilled.

Each applicant for a survivor's or reversionary pension furnished proper evidence of his/her right to receive such benefit.

Optional Service Retirement Pensions
03/01/2012 through 3/31/2012

Name of Member	School or Final Status	Ist Check Date	Years of Service	Effective Date	Annual Pension
ANDERSON, ARTHURINE	NICHOLSON	03-01-2012	27.11	01-01-2011	42,367.32
* BARLAND, ALICE ALICIA	BURNSIDE ACAD	03-01-2012	26.27	02-12-2012	47,851.80
* BELL, CLEXCELL	C-W EDUC GENERAL	03-01-2012	15.26	07-31-2011	12,028.44
* CARDONA, ANA M	BRIGHTON PARK	03-01-2012	31.84	01-01-2012	54,581.88
* COLEMAN TONEY, KATHLEEN VICTORIA	LARA ACADEMY	03-01-2012	24.91	02-12-2012	41,948.04
* DAVIS, AMANDA BEATRICE	CARNEGIE	03-01-2012	20.03	01-15-2012	26,489.52
* DAVIS, DANIEL JOSEPH	WASHINGTON H S	03-01-2012	20.90	01-15-2012	34,766.76
* DELGADO, VICTOR	H B STOWE	03-01-2012	17.64	01-15-2012	32,737.44
* FLANNIGAN, LINDA A	HENSON	3/1/2012	23.78	01-15-2012	43,009.08
* FRAZIER, SHEILA R	C-W EDUC GENERAL	03-01-2012	32.90	01-15-2012	54,735.96
* GLOVER, VALERIE ANNE	C-W SPEC SVCS SUP	03-01-2012	21.42	01-29-2012	39,008.28
* HAMMOND, WILBERT	MCKAY	03-01-2012	25.73	01-15-2012	46,962.48
* JORDAN, DENISE ALMA	SMITH	03-01-2012	28.84	02-21-2012	44,138.76
* KASEY, GLORIA JEAN	C-W EDUC GENERAL	03-01-2012	18.27	10-22-2011	31,966.32
* MAHER, KATHLEEN LOUISE	JUAREZ COMM ACAD	03-01-2012	33.30	02-26-2012	58,950.48
MASSE, MARY	ROOSEVELT H S	03-01-2012	14.68	01-13-2012	11,486.64
* MOORE, CHARMIAN JACQUELYN	C-W EDUC GENERAL	03-01-2012	26.41	01-29-2012	44,572.92
* ORTIZ, HECTOR M	SAUCEDO SCHOL ACA	03-01-2012	32.22	01-29-2012	38,221.44
OWENS, CAROLINE M	SUB TEACHER POSTAL	03-01-2012	7.00	01-20-2012	4,803.60
RUTHERFORD, DOROTHY L	SUB TEACHER POSTAL	03-01-2012	9.73	12-20-2009	8,517.96
SELLERS, GLORIA	SUB POSTAL SERVICE	03-01-2012	6.60	06-11-2011	6,168.60
* WHITE, JACQUELINE DELOIS	BRADWELL	03-01-2012	23.73	02-26-2012	43,323.00
* WILLIAMS, MEL VIA DIANA	C-W EDUC GENERAL	03-01-2012	14.60	06-04-2010	8,076.72
Count of Optional Retirement Pensions: 23					
		Total Optional Retirement Pensions:			776,713.44
		Average Pension:			33,770.15
		Average Service Years:			21.88

* Denotes preliminary pension

Pensions Finalized
03/01/2012 through 3/31/2012

Name of Member	School or Final Status	1st Check Date	Years of Service	Effective Date	Annual Pension
ALCORN, PEARLINE	C-W EDUC GENERAL	08-02-2010	25.21	03-2012	43,169.40
ALKASS, ASTER	ROGERS	07-01-2011	24.54	03-2012	47,558.28
ALLEN, JOHN ALEXANDER	COMMUNICATIONS	10-03-2011	42.44	03-2012	72,042.00
ANDERSON, ANNIE PEARL	HERZL	08-01-2011	38.12	03-2012	60,496.80
ANDERSON, ARTHURINE	NICHOLSON	03-01-2012	27.11	03-2012	42,367.32
ANDERSON, PERSHING PETER	CURIE METRO H S	09-01-2011	30.60	03-2012	56,022.60
ANDERSON-BRYANT, BRENDA LOREECE	CUFFE	08-01-2011	26.60	03-2012	74,001.24
ANDREWS, STEVEN	C-W EDUC GENERAL	07-01-2011	16.84	03-2012	31,274.88
APOLLO, DAISY B.	STEINMETZ A C	07-01-2011	34.11	03-2012	64,500.36
ATKINS, DIANE	CHIEF AREA OFF 28 - ALT SCHLS	08-01-2011	36.53	03-2012	73,081.08
BAKER, FRANCES E	C-W EDUC GENERAL	07-01-2011	46.10	03-2012	63,442.20
BARBACOV, POLLY B	STEWART	07-01-2011	22.82	03-2012	40,785.84
BARLETTA, MARGARET ANN	GALILEO SCHOLASTI	07-01-2011	42.14	03-2012	67,509.36
BECK-GUY, WANDA DARLENE	C-W SPEC SVCS SUP	07-01-2011	34.82	03-2012	68,384.28
BEHRENS, THERESA FRANCES	CARSON	07-01-2011	28.59	03-2012	57,209.16
BELCHAK, MARTIN	ARMSTRONG G	08-02-2010	34.59	03-2012	61,454.28
BELKOFER, DENNIS MICHAEL	OFFICE OF AREA IN	11-01-2010	16.66	03-2012	32,362.80
BERMAN, JACALYN I	PRITZKER	07-01-2011	12.42	03-2012	12,728.88
BICKHAM, ARNOLD	LAVIZZO ELEMENTAR	03-01-2010	12.76	03-2012	31,415.88
BLACKWELL, GLORIA JEAN	CLISSOLD	09-01-2011	33.49	03-2012	60,452.52
BOKOWY, SUSAN ANNE	KELLY H S	01-03-2011	15.00	03-2012	24,718.92
BRADLEY, GAIL CAMILLE	C-W EDUC GENERAL	07-01-2011	31.04	03-2012	55,173.96
BRAGG, MARVIN WESLEY	C-W EDUC GENERAL	08-01-2011	25.06	03-2012	20,431.44
BROWN, CAROLYN	HEROES ACADEMIC	07-01-2011	35.59	03-2012	63,416.28
BROWN, EDNA LUCILLE	MORGAN PARK H S	03-01-2010	18.23	03-2012	30,357.60
BROWN, MAVIS DENISE	SHOOP	08-01-2011	25.21	03-2012	55,379.76
BUCKNER, CONSTANCE THURSTON	GWENDOLYN BROOKS	08-01-2011	35.94	03-2012	98,807.64
BUTLER WILLIAMS, LYDIA ADELE	SIMPSON ACADEMY	11-01-2010	31.57	03-2012	78,835.56
CARTER, PAUL DOUGLAS	BOGAN TECH H S	07-01-2011	23.15	03-2012	35,694.60
CARUTHERS-WILLIAMS, YVONNE	SOUTH LOOP	07-01-2011	35.12	03-2012	67,587.96
CASTER, EDWARD THOMAS	DUNNE	07-01-2011	40.49	03-2012	64,965.48
CHAMBERS, ANNA M	MASON	08-01-2011	26.50	03-2012	67,765.92
CHANDLER, ALMA	ROSS	07-01-2011	32.86	03-2012	65,066.76
CHEATOM, SHERYL C	COLL & CAREER PREP	02-01-2011	34.12	03-2012	86,841.84
CHERRY, PAMELA	C-W EDUC GENERAL	12-01-2011	20.45	03-2012	22,928.64

CHHUTANI, CAROLYN ANN	CORLISS H S	07-01-2011	34.10	03-2012	67,378.44
CLEMENT, EDWARD WALTER	HANSON PARK	07-01-2011	35.03	03-2012	65,755.68
COBB, ILA MAE	WEST PULLMAN	08-01-2011	25.99	03-2012	49,358.88
COBB, JUDITH ANN	DECATUR CLASSICAL	07-01-2011	30.79	03-2012	60,907.20
COLEMAN, HELEN ELIZABETH	PARKER COMM ACAD	07-01-2011	34.43	03-2012	67,940.40
CONNIE, DOROTHY SUSAN	MORGAN PARK H S	07-01-2011	39.06	03-2012	61,680.96
CONRAD, NINA C	BEASLEY ACAD MAG	07-01-2011	38.14	03-2012	64,369.68
COOK, CAROL SUSAN	HENSON	08-01-2011	34.47	03-2012	68,729.16
COOK, SADIE MAE	DEWEY	07-01-2011	26.98	03-2012	46,491.60
COOPER, CHERRY GAIL	BURNSIDE ACAD	07-01-2011	36.43	03-2012	64,355.28
CORDERO, ANTHONY PAUL	CHICAGO AGR H S	08-01-2011	20.03	03-2012	31,180.08
COSEY, JACQUES D	ELLINGTON	07-01-2010	41.21	03-2012	60,588.72
COSTELLO, PATRICIA ANN	MORRILL	08-01-2011	39.37	03-2012	120,005.76
COVINGTON, LULA	CHICAGO VOCATIONA	07-01-2011	39.35	03-2012	64,592.88
CROWE, LOUBERTHA	BARRY	07-01-2011	30.34	03-2012	60,160.44
CUMMINGS, JASMINE LYNETTA	MCKAY EARLY CHILD	04-01-2011	25.25	03-2012	42,494.16
DARLING, JACQUELINE	CORLISS H S	07-01-2011	22.00	03-2012	40,174.20
DAVIS, BONNIE FAY	YOUNG	02-01-2011	20.55	03-2012	34,202.40
DEANES, PATTI	HIRSCH METRO H S	07-01-2011	33.96	03-2012	64,288.80
DEL PINO, EDMUNDO EDGAR	MARSHALL MIDDLE	07-01-2011	34.74	03-2012	60,931.32
DEME, DELLA LUCIA	TAFT H S	07-01-2011	16.59	03-2012	33,769.68
DENMAN, JUANITA JOANNE	HERZL	07-01-2011	46.84	03-2012	67,412.88
DEVITO, CARMEN SALGADO	LOVETT	10-01-2010	19.95	03-2012	36,421.08
DIAS, CHRISTOBEL MARINA	STAGG	07-01-2011	23.66	03-2012	46,849.08
DICKERSON, OTTO JOHN	HEFFERAN	08-01-2011	35.66	03-2012	69,164.16
DICKSON, NATHANIEL	CTU	08-01-2011	38.15	03-2012	113,542.68
DIGGS, BEVERLY LOUISE	DE PRIEST	09-01-2011	18.94	03-2012	33,911.64
DOYLE, LINDA IRENE	HAMMOND	08-01-2011	23.54	03-2012	43,797.60
DUNCAN, JUANITA SMITH	DENEEN	09-01-2010	38.77	03-2012	60,859.20
DUNN, VERA SPENCER	DELANO	07-01-2011	37.38	03-2012	67,889.40
DUSZAK, JAMES KENNETH	MATHER H S	07-01-2011	34.48	03-2012	64,357.44
EDMONDS, LILLIAN MARIE	HENDERSON	11-01-2011	15.06	03-2012	25,478.04
EDWARDS, MARIANE	C-W EDUC GENERAL	07-01-2011	22.87	03-2012	37,772.16
EGANS, LORINE	GAGE PARK H S	10-03-2011	19.32	03-2012	31,534.68
EGHBALI, ROGER IRAJ	WASHINGTON H S	10-03-2011	24.69	03-2012	49,889.28
ENEOGWE, ISHMAEL OKECHY	HYDE PARK ACAD H	01-03-2011	8.18	03-2012	12,174.00
EWING, SHIRLEY ANN	BEIDLER	08-01-2011	34.50	03-2012	106,399.68
FARLEY, LOREA JEAN	BEASLEY ACAD MAG	07-01-2011	34.36	03-2012	64,155.48
FASSOS, PANAGIOTA	HUMAN RESOURCES	08-01-2011	35.73	03-2012	83,603.52
FAST, RUTH ANN	C-W SPEC SVCS SUP	07-01-2011	10.64	03-2012	19,902.48

FEAMAN, SCOTT	LAKE VIEW H S	08-01-2011	38.59	03-2012	125,150.76
FERNANDEZ, ELVIRA	PICKARD	07-01-2011	27.58	03-2012	54,549.60
FIELDS, DWAYNE DOUGLAS	SUB TEACHER POSTAL	09-01-2010	28.58	03-2012	14,731.08
FINDERSON-DAVIS, ADRIENNE	LINCOLN PARK H S	07-01-2011	35.83	03-2012	64,299.60
FITZGERALD, LYNN CECILE	PROSSER CAREER AC	08-01-2011	36.84	03-2012	68,268.12
FOREE, RAMONA	BARBARA A. SIZEMORE	07-01-2011	11.61	03-2012	15,290.16
FORMAN, NANCY GAIL	MURPHY	07-01-2011	24.28	03-2012	43,305.24
FRANKLIN, MATTIE L	C-W EDUC GENERAL	07-01-2011	34.19	03-2012	63,538.08
FREDMAN, SUSAN JOAN	JENNER	07-01-2011	22.11	03-2012	41,119.32
GABY, BETH ANN	SCHURZ H S	07-01-2011	35.58	03-2012	61,689.48
GADDIS, ANNE L	WHEATLEY CPC	07-01-2010	30.53	03-2012	59,166.00
GAJEWSKI, STANLEY	DE DIEGO COMM ACA	10-03-2011	16.06	03-2012	27,526.56
GARCIA, MINERVA	CHAVEZ	08-01-2011	27.47	03-2012	33,028.32
GARCIA, RAUL	C-W LANG & CULTUR	08-01-2011	34.33	03-2012	89,511.60
GARDNER, RUTH E	C-W EDUC GENERAL	07-01-2011	33.85	03-2012	62,974.80
GAYNOR, MELVYNA	HARLAN COMM ACAD	10-03-2011	15.35	03-2012	25,841.76
GAYTON, IRENE CECILE	C-W EDUC GENERAL	07-01-2011	21.22	03-2012	39,474.72
GILLIAT, JAMES BRUCE	PASTEUR	09-01-2010	42.38	03-2012	121,728.84
GINOCCHIO, GWENDOLYN J	NORWOOD PARK	08-01-2011	10.66	03-2012	13,506.24
GLENNON, KATHLEEN ANN	H B STOWE	07-01-2011	21.89	03-2012	42,150.84
GLICKMAN, HELENE KAREN	PETERSON	02-01-2010	34.05	03-2012	54,210.36
GOLDSBURY, MAUREEN KAY	MADISON	07-01-2011	37.93	03-2012	66,225.00
GONZALEZ, ELIZABETH	CHASE	08-01-2011	34.11	03-2012	119,978.04
GONZALEZ, MARIA ANTONIA	COLUMBIA EXPLORER	08-01-2011	33.96	03-2012	58,598.64
GRAY, CONSTANCE J	SUB TEACHER POSTAL	04-01-2010	21.43	03-2012	16,478.16
GRILL, SHARI ADRIENNE	SWIFT	07-01-2011	35.05	03-2012	63,262.32
GROTH, MARY ALICE	KELVYN PARK H S	07-01-2011	35.46	03-2012	68,389.32
GUICE, EDGAR EMERSON	C-W EDUC GENERAL	07-01-2011	23.55	03-2012	24,363.48
HARA, MARLA	GRAY	07-01-2011	32.67	03-2012	58,991.16
HARDAWAY, ANNETTE	C-W EDUC GENERAL	08-01-2011	31.38	03-2012	51,348.00
HARDIMAN, VERDINA	MCKAY	08-01-2011	33.83	03-2012	66,901.92
HARLAN, SYLVIA MARIA	HALE	07-01-2011	31.66	03-2012	62,114.04
HARMON, LINDA GATES	BANNEKER	08-01-2011	33.16	03-2012	58,982.88
HART, MARIANNE	MARSHALL MIDDLE	07-01-2011	21.53	03-2012	35,886.24
HART, YVONNE GARNETT	KOZMINSKI COM ACA	08-01-2011	25.95	03-2012	45,867.48
HARVILLE, HOUSLEY HOSEA	WADSWORTH	07-01-2011	35.13	03-2012	60,708.84
HAWKINS, JANICE ELAINE	OVERTON	08-02-2010	24.20	03-2012	42,845.28
HAWKINS, KATHLEEN ELIZABETH	LAVIZZO ELEMENTAR	08-01-2011	34.83	03-2012	58,464.24
HAYMON, CAROLE ANN	FERGUSON CPC	07-01-2010	36.23	03-2012	66,924.24
HENDERSON, ANNA MAE	GARY	07-01-2011	36.75	03-2012	66,225.00

HOGAN, PHYLLIS DIANE	DISNEY MAGNET	07-01-2011	38.50	03-2012	58,750.20
HOLMES, MANFORD LEE	ENGLEWOOD COMM ACAY	07-01-2011	26.52	03-2012	49,437.72
HOOKS, MARCELL ELIZABETH	BOUCHET ACADEMY	07-01-2011	27.55	03-2012	55,507.08
HOSKINS, WILLIE EARL	C-W EDUC GENERAL	08-01-2011	21.14	03-2012	37,186.92
HUDSON, BONNIE GENEVIA	C-W EDUC GENERAL	07-01-2011	6.65	03-2012	3,723.36
IDEWU, MARTHA ONEIDA	C-W EDUC GENERAL	07-01-2011	34.88	03-2012	66,992.40
JABULANI, HALIMA MOROWA	RICHARDS CAR ACAD	11-01-2011	11.15	03-2012	16,720.20
JACKSON, LAVERNE	GALLISTEL LANG AC	07-01-2011	35.65	03-2012	60,931.32
JACKSON, MARGARET PEARL	CALDWELL	04-01-2011	22.34	03-2012	39,521.04
JACKSON, SYLVIA ANN	O'TOOLE	10-01-2006	31.60	03-2012	46,847.88
JACKSON-HILL, LUCINDA RENE	C-W SPEC SVCS SUP	07-01-2011	35.19	03-2012	70,021.56
JANKIS, JUDITH ANN	CHICAGO VOCATIONA	07-01-2011	39.78	03-2012	66,598.92
JENNINGS, LYNNETTE	C-W SPEC SVCS SUP	07-01-2010	21.39	03-2012	39,855.84
JOHNSON, KENNETH JAMES	NEW ORR HS	07-01-2011	34.14	03-2012	63,578.28
JOHNSON, PATRICIA A	POWELL	08-01-2011	32.67	03-2012	64,559.16
JOHNSON, ROSETTA T	HERZL	08-01-2011	42.01	03-2012	66,056.28
JOHNSON, SHEILA M	ARMOUR	07-01-2011	25.02	03-2012	47,080.68
JOHNSON, SUSAN EVELYN	MANN	08-01-2011	32.71	03-2012	50,530.32
JONES, BRENDA JOYCE	GREEN WENDELL	07-01-2011	35.53	03-2012	66,066.12
JONES, CAROLYN JEAN	COOK	08-01-2011	22.36	03-2012	42,173.28
JONES, CASSANDRA ANN	SIMEON CAREER ACA	07-01-2011	27.73	03-2012	38,258.04
JONES, ERNEST RANDALL	LAKE VIEW H S	07-01-2011	45.66	03-2012	68,303.40
JONES, ESTER JEAN	CHGO SDA ACADEMY	07-01-2011	33.72	03-2012	63,144.96
JONES, JAMES ARTHUR	SHIELDS	07-01-2011	30.65	03-2012	57,161.28
JONES, JOHN ALBERT	CUFFE	08-01-2011	20.62	03-2012	66,925.68
JONES, YVONNE ELAINE	DRAKE	08-01-2011	38.21	03-2012	107,381.04
KATSOUDAS, KATHLEEN R	CHAVEZ	11-01-2011	12.16	03-2012	19,777.08
KELLAM, BARBARA LYNN	STEVENSON	07-01-2011	27.31	03-2012	54,555.96
KELLY, MARY ELIZABETH	C-W EARLY CHILDHO	07-01-2011	36.20	03-2012	65,709.60
KHAN, ABDURRASHID	HAYT	06-01-2011	21.19	03-2012	37,957.32
KHEM, SUNDARY	TRUMBULL	05-02-2011	23.33	03-2012	37,826.76
KHOSHABA, KATHRYN EDNAH	SENN METRO ACAD	07-01-2011	37.29	03-2012	64,815.00
KIMBROUGH, PHILLIP DELEE	ROBESON H S	06-01-2011	16.43	03-2012	27,487.68
KIZER-BALFOUR, DEBORA S	AREA INS OFFICE 1	09-01-2011	26.51	03-2012	58,508.88
KLEIN, CAROL JEAN	NORWOOD PARK	07-01-2011	30.36	03-2012	62,007.36
KNIGHTEN-ANDERSON, BRENDA JOYCE	CALDWELL	04-01-2011	35.66	03-2012	60,332.28
KOPACZ, VALENTINE RO	BEASLEY ACAD MAG	07-01-2011	33.97	03-2012	65,709.60
KWASNIEWSKI, ARACELIS	SULLIVAN SPECIALT	03-01-2011	34.03	03-2012	56,912.52
LAMAR, KAREN JOANN	HAMLIN	07-01-2011	37.53	03-2012	65,837.16
LANAIR, BARBARA ANN	BEASLEY ACAD MAG	07-01-2011	25.92	03-2012	50,645.04

LEGRAND, ALISON THOMSON	SULLIVAN H S	07-01-2011	31.19	03-2012	60,524.64
LEIFER, DIANA RUTH	LINCOLN	07-01-2011	20.79	03-2012	38,776.68
LIVINGSTON, STEPHEN DON	PULASKI ACADEMY	12-01-2010	14.29	03-2012	22,231.20
LONG, MARJORIE PRISCILLA	KILMER	07-01-2011	46.01	03-2012	64,801.08
LOPUSHONSKY, MICHAEL KENNETH	MONROE	07-01-2011	37.51	03-2012	68,298.00
LOTTESTO, BARBARA	STAGG	07-01-2011	38.24	03-2012	61,689.48
LUMPKINS, GWENDOLYN ANN	OTIS	07-01-2011	39.38	03-2012	60,853.68
LUNA, ANITA ANN	KELLY H S	07-01-2011	24.29	03-2012	48,731.16
LUTGEN, CAROLYN A	ARMSTRONG G	08-01-2011	42.17	03-2012	65,709.60
MAHAN, LORYNE	C-W EDUC GENERAL	07-01-2011	26.75	03-2012	22,175.04
MARTIN, THELMA	ARMSTRONG G	07-01-2011	35.67	03-2012	60,927.36
MARTIN, WALTER ROBERT	MORGAN PARK H S	07-01-2011	40.00	03-2012	63,416.28
MARTINI, ALEX ROBERT	C-W EDUC GENERAL	04-01-2010	17.78	03-2012	10,024.20
MASON, AMELIA PATRICIA	GRAHAM TRAINING C	08-01-2011	36.58	03-2012	103,576.08
MASON, KENNETH RAYMOND	PEIRCE	07-01-2011	38.83	03-2012	60,931.32
MATT, DELORES MARIE	BURR	07-01-2011	40.03	03-2012	65,962.68
MATTHEWS, JOHN THOMAS	EDWARDS	08-01-2011	26.79	03-2012	49,933.92
MAYBAUM, LEONARD WILL	BOGAN TECH H S	07-01-2011	36.86	03-2012	75,988.20
MCCLENDON, DARLENE ELIZABETH	NORTHSIDE CENTER	08-01-2011	42.17	03-2012	122,002.08
MCCLURE, JULIA W	MIRELES	08-01-2011	9.14	03-2012	13,939.32
MCCONNELL, DOLORES M	WADSWORTH	07-01-2011	33.00	03-2012	59,149.08
MCDONALD, KEITH WARREN	JUAREZ COMM ACAD	09-01-2011	37.95	03-2012	60,853.56
MCKEE, JAMES H	ROOSEVELT H S	07-01-2011	44.64	03-2012	60,931.32
MEDINA, ANDRE	KELVYN PARK H S	07-01-2011	16.21	03-2012	26,921.04
MELADY, MARY A	TAFT H S	08-01-2011	8.00	03-2012	12,645.96
MEYER, KATHLEEN ANN	CHRISTOPHER	07-01-2011	30.73	03-2012	56,400.96
MEYER, MARGARET THERESA	LEE	08-01-2011	30.74	03-2012	59,214.12
MICHALOPOULOS, JEAN	VON STEUBEN METRO	07-01-2011	32.99	03-2012	58,964.04
MILLER, WILLIAM LEE	GWENDOLYN BROOKS	08-01-2011	24.25	03-2012	66,410.88
MILLER, YVONNE ALTHEA HARP	BEASLEY ACAD MAG	08-02-2010	40.78	03-2012	61,452.12
MILLS, CYNTHIA LAWSON	BARNARD	08-01-2011	37.95	03-2012	60,695.28
MINNIEFIELD, DORIS JEAN	MILTON BRUNSON	08-01-2011	32.30	03-2012	63,187.08
MITCHELL, DONNAMACHELLE	C-W EDUC GENERAL	08-02-2010	17.05	03-2012	33,402.48
MOCHEL, JOHN	GREELEY	07-01-2011	27.19	03-2012	48,173.04
MOORE, KATHERINE A	CTYWDE HR	07-01-2011	21.83	03-2012	43,053.48
MORRIS, ARMINTHA M	THORP O A ACAD	07-01-2011	38.89	03-2012	61,689.48
MORTON, ROSALYN MARIA	ROBINSON	07-01-2011	24.94	03-2012	47,126.28
MOY, HELEN GOON	HAINES	07-01-2011	34.39	03-2012	60,866.88
MURPHY, DONNA HARRIS	NEIL	03-01-2011	31.83	03-2012	52,894.20
MURRAY, CHARLES RAYMOND	EDWARDS	11-01-2008	9.81	03-2012	10,785.72

MURRAY, LINDA GRAY	HYDE PARK ACAD H	08-01-2011	39.71	03-2012	98,581.92
NATALE, SUSAN LOUISE	CHRISTOPHER	07-01-2011	36.54	03-2012	60,931.32
NATHAN, GRETA L	HEFFERAN	08-01-2011	37.51	03-2012	63,237.00
NECAS, ROBERT ALLEN	DAVIS	07-01-2011	29.57	03-2012	52,844.76
NEWTON, ODELL	SCHOOL OF LEADRSH	05-02-2011	5.55	03-2012	7,112.16
NICHOLSON, JAMES ARTHUR	SIMPSON ACADEMY	09-01-2011	17.85	03-2012	31,113.00
NICKERSON, DORNITCHA PAULA	ROSS	07-01-2011	32.87	03-2012	63,736.68
NILSON, KATHRYN MARY	DIRKSEN	08-01-2011	33.73	03-2012	60,056.16
NOEL, LEONARD	LANE TECH H S	09-01-2011	30.58	03-2012	48,229.92
NORMAN, LLOYD	HYDE PARK ACAD H	07-01-2011	34.74	03-2012	65,220.72
O'BANNON, LYNDA CAROL	DUBOIS	08-01-2011	35.20	03-2012	61,443.60
ONUMAH, KENNETH BROOKMAN	KOZMINSKI COM ACA	08-01-2011	16.65	03-2012	28,836.48
ORTEGON, FABIOLA	EBERHART	07-01-2011	29.19	03-2012	56,047.32
OSER, PATRICIA ANNE	LOCKE	08-01-2011	9.89	03-2012	17,691.72
OUSLEY, LEAH ANN MURPHY	C-W EDUC GENERAL	07-01-2011	18.85	03-2012	29,605.92
PARKER, HOLLY JANINE	CITY WIDE LITERACY	08-01-2011	35.74	03-2012	65,885.64
PATEL, ABDUSSAMAD A	C-W EDUC GENERAL	07-01-2011	17.84	03-2012	35,908.80
PATTON, BRENDA JOYCE	HARLAN COMM ACAD	06-01-2011	33.35	03-2012	57,000.00
PETEET, RITA	DYETT HIGH SCHOOL	07-01-2011	34.21	03-2012	63,389.52
PIERCE, FRANKIE	POWELL	08-01-2011	15.46	03-2012	28,648.32
PINO, DAVID	MCAULIFFE	08-01-2011	35.01	03-2012	117,204.36
POLK, LINDA L	C-W EDUC GENERAL	07-01-2011	36.23	03-2012	64,314.24
QUINN, MAUREEN RITA	SHERIDAN MAGNET	07-01-2011	15.07	03-2012	27,739.92
RAMIREZ ODELL, HELEN M	C-W SPEC SVCS SUP	07-01-2011	45.76	03-2012	67,587.96
RAMOS, RAYSA	TALCOTT	07-01-2011	34.60	03-2012	67,502.04
RANDALL, SHERVIA JEAN	COLES	07-01-2011	33.88	03-2012	62,709.24
RATLIFF, JUANITA JEANNETTE	BROWN	11-01-2011	23.16	03-2012	45,000.12
RAYBORN, LILLIE MAE	SHOOP	08-01-2011	26.75	03-2012	51,403.56
RAYMOND, MELZINE	BARRY	07-01-2011	28.60	03-2012	49,039.08
REDINGTON, DENISE SHERIDAN	OTIS	07-01-2011	37.59	03-2012	65,671.68
RICHARD, BARBARA ANN	EBERHART	07-01-2011	31.77	03-2012	62,748.24
RILEY, KATRINIA ANN	HARLAN COMM ACAD	08-03-2009	34.99	03-2012	87,315.72
RIMAWI, HISHAM H	CHICAGO DISCOVERY	07-01-2011	17.50	03-2012	33,947.76
RIVERA, RAYMOND C	O'TOOLE	08-01-2011	18.73	03-2012	35,545.56
ROBERTS, RICHARD WILLIAM	ORTIZ DE DOMINGUE	07-01-2011	34.60	03-2012	64,369.68
ROBINSON, JOHN	C-W SPEC SVCS SUP	07-01-2010	32.00	03-2012	59,496.24
ROBINSON, THOMAS JUDE	YOUNG	08-01-2011	35.14	03-2012	99,088.08
RODABAUGH, LINDA	HAWTHORNE ACAD	07-01-2011	39.90	03-2012	64,229.40
RODRIGUEZ, MARIA	DE DIEGO COMM ACA	07-01-2011	30.70	03-2012	50,165.16
RODRIGUEZ, SOL MILAGROS	SCHURZ H S	11-01-2011	41.24	03-2012	67,581.96

ROSE, GLORIA	CALDWELL	02-01-2011	25.21	03-2012	45,928.80
ROSENBERG, FELICIA LEE	C-W EDUC GENERAL	06-01-2011	29.83	03-2012	30,324.36
RYAN, MARGARET ANN	HIGGINS COMM ACAD	08-01-2011	33.83	03-2012	60,304.56
SALINAS, GUADALUPE MARIA	PEREZ	07-01-2011	33.29	03-2012	65,478.24
SALINAS, LINDA NELLY	HAMMOND	08-01-2011	33.30	03-2012	95,961.36
SANCHEZ-LOPEZ, AMADOR	SCHURZ H S	07-01-2011	26.09	03-2012	46,510.80
SANDLER, EVERETT SCOTT	GALE COMM ACAD	07-01-2011	33.75	03-2012	60,237.84
SANSING, HELEN MARIE	C-W EDUC GENERAL	01-03-2012	15.68	03-2012	24,305.52
SCHMIDT, ALLEN PETER	C B YORK ALT HS	08-01-2008	25.45	03-2012	46,352.64
SEDIVEC, JAMES M	TAFT H S	08-01-2011	19.04	03-2012	36,272.64
SELLERS, GLORIA	SUB POSTAL SERVICE	03-01-2012	6.60	03-2012	6,168.60
SHAW, LUCILLE T	CHICAGO AGR H S	08-01-2011	30.78	03-2012	86,075.76
SHEA, ELLEN ANN	SOLOMON	07-01-2011	19.22	03-2012	38,872.68
SHELBY, CHARLOTTE LOUISE	DALEY ACAD	07-01-2011	24.96	03-2012	44,439.12
SIDES, JULIANNE MARY	HERBERT	08-01-2011	16.67	03-2012	29,712.00
SIMS, DEBRA CASSANDRA	POWELL	09-01-2010	34.31	03-2012	60,147.60
SKLADZIEN, HENRYK JANUSZ	NORTHWEST MIDDLE	07-01-2011	19.52	03-2012	38,672.64
SLAUGHTER, CHARLES L	CALDWELL	08-01-2011	21.72	03-2012	69,809.16
SLAVIN, NANCY S	HUMAN RESOURCES	08-01-2011	25.62	03-2012	77,509.92
SMITH, CAROL JENINE	CORLISS H S	04-01-2011	29.25	03-2012	36,722.04
SMITH, HAZEL LOUISE	C-W EDUC GENERAL	09-01-2011	26.95	03-2012	22,943.64
SMITH, PATRICIA D	GRAHAM	07-01-2010	40.28	03-2012	63,159.60
SMITH, SHERI LYNN	MANIERRE	07-01-2011	20.77	03-2012	34,359.36
SMITH, YVONNE MARIE	CARROLL	08-01-2011	33.85	03-2012	68,154.48
SPAULDING, LAWRENCE	C-W EDUC GENERAL	08-01-2011	16.55	03-2012	30,249.12
SPURLOCK, LEXIE W	MORGAN PARK H S	07-01-2011	40.78	03-2012	68,102.52
STARKS, DOROTHY	C-W EDUC GENERAL	08-01-2011	43.33	03-2012	64,816.32
STEED, DORIS GARVEY	C-W SPEC SVCS SUP	08-01-2011	36.35	03-2012	70,311.84
STERLING, LOUIS EMERSON	SIMEON CAREER ACA	07-01-2011	35.45	03-2012	67,337.52
STINSON, SHIRLEY MAE	DE DIEGO COMM ACA	07-01-2011	34.58	03-2012	60,757.20
STONE, MARILYNN LEONA	LANE TECH H S	07-01-2011	41.82	03-2012	60,776.04
STREICHER, AVIS COLKY	NASH	09-01-2011	30.48	03-2012	53,734.56
STURTEVANT, JOHN ROBERT	SPECIAL SVCS ADM	08-01-2011	34.06	03-2012	82,449.72
TAPIA-QUANE, HORTENCIA	C-W SPEC SVC IN/A	07-01-2011	34.40	03-2012	61,689.48
TAYLOR, BULA MAE	LAKE VIEW H S	07-01-2011	37.60	03-2012	60,869.04
TEAGUE, ELBERT	BEIDLER	08-01-2011	41.05	03-2012	94,754.64
THANOS, PETER HARRY	JULIAN H S	07-01-2011	21.38	03-2012	40,652.16
THERRIO, CARA LYNN	ROOSEVELT H S	07-01-2011	33.85	03-2012	63,711.60
THOMAS, BARBARA JEAN	HUGHES/DAVIS	07-01-2011	21.85	03-2012	43,317.48
THOMPSON, GLENDA JEAN	MCCUTCHEON BR	08-01-2011	38.34	03-2012	72,071.16

THOMPSON, IDA MAE	WEBSTER	08-01-2011	36.57	03-2012	60,775.80
THOMPSON, JOHN W	C-W EDUC GENERAL	07-01-2011	6.72	03-2012	9,618.12
THOMPSON, MONTEE ELIZABETH	DIXON	10-03-2011	27.96	03-2012	51,645.00
THREATT, KATHY	CARNEGIE	07-01-2011	36.89	03-2012	67,432.80
TITLEBAUM, SHARREL	CALHOUN NORTH	07-02-2007	36.09	03-2012	51,505.08
TOLBERT, ANNIE J	MOLLISON	07-01-2011	44.93	03-2012	58,020.72
TOWNER, IDA J	STAGG	07-01-2011	20.69	03-2012	36,891.12
TOWNSEND, ENTROM	SOUTHSIDE ACAD	07-01-2011	35.99	03-2012	67,584.96
TURNER, ARETHA YVONNE	REVERE	10-03-2011	35.81	03-2012	64,638.12
TURNER, GLORIA	BURNSIDE ACAD	07-01-2010	37.72	03-2012	79,971.12
TUSHBAI, GLORIA JEAN	C-W EDUC GENERAL	07-01-2011	8.20	03-2012	5,040.48
USSELMAN, MARYANN FLORENCE	C-W SPEC SVCS SUP	07-01-2009	39.13	03-2012	64,227.12
UTSUNOMIYA, CAROL ANN	AREA INSTRUCTOR OFFICE 2508-01-2011			20.66	03-2012
47,068.80					
VACCARELLA, VINCENT JAMES	MCCORMICK	07-01-2011	38.70	03-2012	63,545.64
VACCAREZZA, GLADYS ARGENTINA	BLAINE	08-01-2011	36.03	03-2012	122,125.44
VALADEZ, FRANK	FARRAGUT CAREER A	07-01-2011	35.65	03-2012	61,540.92
VELEZ, LAVINIA	AMUNDSEN H S	07-01-2011	28.09	03-2012	50,013.48
VENCKUS, RICHARD JOSEPH	BOGAN TECH H S	07-01-2011	38.83	03-2012	79,629.72
VOVES, LARRY ARTHUR	BURNSIDE ACAD	07-01-2011	36.73	03-2012	64,369.68
WALKER-WARD, BETTY	CARVER MILITARY	07-01-2011	32.58	03-2012	64,085.52
WALTON, JANET THOMPSON	C-W SPEC SVCS SUP	08-01-2011	45.03	03-2012	82,442.76
WARD, RALPH	ROBINSON	07-01-2011	21.91	03-2012	29,410.68
WASHINGTON-JOHNSON, JANICE ROCHELLE	LANGFORD COMM ACA	08-01-2011	27.46	03-2012	52,137.12
WEATHERSPOON, LEVONIA	YATES	07-01-2011	40.54	03-2012	61,689.48
WEAVER, BENJAMIN EARL	ROBESON H S	08-01-2011	16.00	03-2012	30,135.60
WEEMS, ANTOINETTE DIANE	CROWN COMM ACAD	08-01-2011	25.36	03-2012	48,158.88
WEEMS, JOYCELYN LEVON	C-W EDUC GENERAL	08-01-2011	21.81	03-2012	38,462.76
WESLEY, JENNIFER LOUISE	GALE COMM ACAD	09-01-2011	33.67	03-2012	57,397.80
WHEELER, LILLIE MAE	LINCOLN PARK H S	07-01-2011	34.43	03-2012	64,369.68
WHITE, JANE	KENWOOD ACAD H S	07-01-2011	33.43	03-2012	67,064.52
WILCHER, SHARON RENEE	WARD	08-01-2011	33.00	03-2012	112,841.64
WILKIN, ROBERT JOSEPH	TRUMBULL	08-01-2011	38.53	03-2012	119,999.16
WILLABY, JANNIS	C-W SPEC SVC IN/A	08-01-2011	37.24	03-2012	73,314.60
WILLIAMS, ROSETTA	RUGGLES	06-01-2011	33.96	03-2012	65,826.96
WILSON, ROSEMARY	C-W EDUC GENERAL	07-01-2011	11.88	03-2012	19,762.44
WINN, SHERIDA ELISE	CITY WIDE LITERACY	07-01-2011	40.01	03-2012	66,759.36
WOO, CHRISTINE IDALIA	NORTHSIDE CENTER	07-01-2011	37.28	03-2012	77,681.76
WOODLEY, SHIRLEY JEAN	MOZART	07-01-2011	37.85	03-2012	65,610.60
WOODSON, ZELMA LEE	JENNER	08-01-2011	34.69	03-2012	114,559.44
WORKMAN, GAYLORD EDWARD	ATTUCKS	07-01-2011	41.44	03-2012	66,225.00

YANKU, CYNTHIA ANN	C-W SPEC SVC IN/A.....	08-01-2011	34.12	03-2012	60,708.84
ZACCAGNINI, NATALIE C.....	DAVIS	08-01-2011	22.45	03-2012	38,989.68
ZAPER, KATHLEEN JEAN	C-W EDUC GENERAL.....	02-01-2011	22.23	03-2012	27,369.24

Count of Pensions: 318

Total Optional Retirement Pensions: 17,695,874.04

Average Pension: 55,647.40

Average Service Years: 29.80

Reciprocal Pensions

03/01/2012 through 3/31/2012

Name of Member	School or Final Status	1st Check Date	Years of Service	Effective Date	Annual Pension
BUSTAMANTE, LUDINILA A.....	FORMER TEACHER.....	03-01-2012	9.64	01-01-2012	16,195.92
CAMPBELL, MARVA F.....	SUB POSTAL SERVICE.....	03-01-2012	23.59	01-01-2012	52,859.28
DELANE, CLEMMON J.....	CHICAGO VOCATIONAL.....	03-01-2012	5.80	08-12-2011	8,365.80
HULETT, ROSEMARY D.....	FORMER TEACHER.....	03-01-2012	1.70	08-01-2011	2,316.48
INGRAM, ISAAC.....	YOUNG MAGNET H S.....	03-01-2012	5.07	02-01-2012	9,655.44
MANDEVILLE, WILLIAM K.....	DE PRIEST.....	03-01-2012	18.58	12-17-2011	19,331.28
MCKAY, DONALD J.....	FORMER TEACHER.....	03-01-2012	7.80	05-01-2011	5,982.36
PLEASANT, SHIRLEY JEAN.....	TECHNOLOGY SVCS.....	03-01-2012	13.97	10-15-2011	28,423.44
* SCHAFFER, FRANCINE MARIE.....	C-W EDUC GENERAL.....	03-01-2012	20.87	02-12-2012	36,607.56

Count of Reciprocal Retirement Pensions: 9

Total Reciprocal Retirement Pensions: 179,737.56

Average Pension: 19,970.84

Average Service Years: 11.89

Survivors' Pensions

03/01/2012 through 3/31/2012

Name of Member	1st Check Date	Years of Service	Effective Date	Annual Pension
ALEXANDER, JAMES..... <i>(HUSBAND OF LAVERNE ALEXANDER)</i>	03-01-2012	35.20	01-01-2012	25,261.80
BARUCH, DAVID..... <i>(HUSBAND OF BARBARA BARUCH)</i>	03-01-2012	4.00	01-01-2012	2,426.76
BAUMAN, ROY C.J..... <i>(HUSBAND OF HAZEL T BAUMAN)</i>	03-01-2012	42.50	04-01-2011	25,177.44
CALZADA, DESIDERIO..... <i>(HUSBAND OF LILLIANA CALZADA)</i>	03-01-2012	1.90	06-22-2011	3,600.00

* Denotes preliminary pension

CALZADA, EMILY A. <i>(DAUGHTER OF LILLANA CALZADA)</i>	03-01-2012	1.90	06-22-2011	3,600.00
CARROLL, PETER A. <i>(HUSBAND OF DOROTHY MARIE CARROLL)</i>	03-01-2012	17.47	01-01-2012	15,803.28
COX, GENNES <i>(HUSBAND OF EARLENE COX)</i>	03-01-2012	6.00	01-01-2012	3,350.40
ENRIGHT, JOAN. <i>(WIFE OF EDWIN T ENRIGHT)</i>	03-01-2012	38.90	01-01-2012	30,165.12
FITCH, CORNELL L. <i>(HUSBAND OF MERLINE K FITCH)</i>	03-01-2012	32.21	01-01-2012	42,964.68
GILBERT, DEAN E. <i>(HUSBAND OF BERNADETTE M GILBERT)</i>	03-01-2012	38.20	01-01-2012	31,012.08
JACKSON, LUSTER H. <i>(HUSBAND OF OLAVENIA F JACKSON)</i>	03-01-2012	39.00	01-01-2012	28,696.44
LEON, ILDEPHONSO. <i>(HUSBAND OF CARMEN LEON)</i>	03-01-2012	14.50	01-01-2012	7,248.84
OKEEFE-DUNNE, DIANE <i>(WIFE OF PATRICK C DUNNE)</i>	03-01-2012	26.80	01-01-2012	22,534.08
PATE, JOHN W. <i>(HUSBAND OF JUDITH A HUNTER-PATE)</i>	03-01-2012	14.40	12-20-2011	9,185.64
PATERNEK, GENEVIEV <i>(WIFE OF ARTHUR L PATERNEK)</i>	03-01-2012	26.60	01-01-2012	15,526.92
ROBINSON, MARGARET C <i>(WIFE OF EDWARD JAMES ROBINSON)</i>	03-01-2012	20.13	01-01-2012	16,587.00
SABLAN, SO YONG. <i>(WIFE OF ROBERT G F SABLAN)</i>	03-01-2012	2.50	09-06-2011	4,800.00
SABREE, QUADIR <i>(HUSBAND OF IRIS L SABREE)</i>	03-01-2012	24.60	11-01-2011	20,996.16
SCOTT, ROBERT S. <i>(HUSBAND OF HATTIE GRACE SCOTT)</i>	03-01-2012	21.05	02-01-2012	23,302.44
SHORT, JACQUELINE A. <i>(WIFE OF ARTHUR W SHORT)</i>	03-01-2012	38.00	01-01-2012	29,295.36
STONE, SUZANNE S. <i>(WIFE OF ROBERT H STONE)</i>	03-01-2012	23.10	01-01-2012	5,727.72
YOUNG, MELVIN J.	03-01-2012	36.40	01-01-2012	25,868.64
Count of Survivors' Pensions: 22				
	Total Survivors Pensions:			393,130.80
	Average Pension:			17,869.58
	Average Service Years:			22.97

Summary of Pensions Granted
03/01/2012 through 3/31/2012

Type of Retirement Pension	At this Meeting	Annual
PENSIONS	23	904
RECIPROCAL	9	210
SURVIVOR	22	156
Total:	54	1,271
FINALIZED	318	724

Trustees inquired about the pension amounts for members whose pensions were in excess of \$100K. Discussion ensued regarding analyzing higher pensions.

Cancellation of Pensions

The Committee on Claims and Service Credits reported that pursuant to the law, the pensions of the following persons were cancelled upon the date of attainment of legal age. The Committee recommended that the cancellations shown below be confirmed and reported in the proceedings of this meeting.

03/01/2012 through 3/31/2012

Name of Member	Reason	Type of Pension	Rate of Pension	Date Cancelled
BRACERO DANIEL	EXCEED AGE LIMIT	SURVIVORSHIP - 2.2	132.17	03-31-2012

Count of Cancelled Pensions: 1

Death Benefits

The Committee on Claims and Service Credits reported that documents pertaining to claims for death benefits were examined and verified, and recommended approval.

In support of these claims, the Committee reported that death benefits were for persons whose dates of death were certified and whose heirs, beneficiaries, administrators or executors furnished proper evidence to receive such payments.

03/01/2012 through 03/31/2012

SINGLE PAYMENT OF DEATH BENEFIT

DECEASED	BENEFICIARY	
SALEXANDER, LAVERNE	JAMES ALEXANDER	1,666.66
ANANIA, JOANNE B	MICHAEL ANGELO ANANIA	5,000.00
BAILEY, DONN F	DONNA L BAILEY	1,666.67
	TRAJA M BAILEY	1,666.66
BASS, SHEILA M	ANNE BLAND	5,000.00
BENFORD, ROBERT LEE	ROBERT LAMONT BENFORD.....	2,500.00
BENGTSON, DELORIS H	EARL M. BENGTSON	5,000.00
BERNAL, GABRIEL	BLANCA D BERNAL.....	5,000.00
BLOOM, SOPHIE	JONATHAN BLOOM	2,500.00
BOOTH, VERONICA	VERONICA M BOOTH TRUST.....	5,000.00
BORGOMAINERIO, PATSY	EUGENIA SCURLOCK	5,000.00
BRIGGS, ALBERT A	ELSIE BRIGGS	5,000.00
BROWN, ROBERT H	JULIA S BROWN	5,000.00
BURTON, ERLIE P	MARC G BURTON	1,250.00
	ROBIN B LEVERETTE.....	1,250.00
	CRAIG E BURTON	1,250.00
CANTRELL, ELOUISE C	ARTHUR CANTRELL	5,000.00
CASHAW, CHARLES E	ELLA M COOK-CASHAW	5,000.00
CATLEDGE, ELDRIDGE	LEONARD MASON	5,000.00
COBBS, EVELYN	VALESTA COBBS.....	1,850.00
CORNIA, KATHRYN G	CELESTE T AMISH	5,000.00
CRONIN, JOHN	MARY JOHNSON	2,500.00
CUNNINGHAM, MARGARET	MARGARET M SERRANO	2,500.00
	THOMAS F CUNNINGHAM	2,500.00
DANIELS, ELYSSE A	ANNMARIE DANIELS.....	5,000.00
DREDZE, DOROTHY H	BARRY J DREDZE	2,500.00
	ROBERTA S DREDZE	2,500.00
ECKERT, EMMANUEL J	ANITA ECKERT	2,500.00
EDENSON, CLARICE R	BRUCE EDENSON	2,500.00
	GAIL EDENSON	2,500.00

ENGLISH, ALMENA B	WILLIAM A ENGLISH	2,500.00
	WILLIAM A ENGLISH III	2,500.00
FRITZMANN, MARYLOU	MARYLOU C FRITZMANN TRUST	5,000.00
GARRETT, EDNA RAYE	OLIVIA J JAMES	1,666.66
GEORGE, BETTY P	MEREDITH M HORN	2,500.00
GIBSON, EMMA B	TASHA M GIBSON	1,250.00
	KOBIE GIBSON	1,250.00
	MICHAEL GIBSON	1,250.00
GORDON, PAUL B	BURTON E GORDON	5,000.00
HAJICEK, HERBERT	JAMES FRANCIS HAJICEK	1,250.00
	STEPHEN MICHAEL HAJICEK	1,250.00
	WILLIAM JAMES HAJICEK	1,250.00
HEALY, PHYLLIS	SONIA A STRATEMANN	1,666.66
HENDERSON, NENA E	VANESSA SMITH	2,500.00
	COREY L WILSON	2,500.00
HESTON, FLORENCE	FLORENCE E YARMOUTH	5,000.00
JACKSON, OLAVENIA F	LARRY J JACKSON	1,666.67
	MICHAEL E JACKSON	1,666.66
JENSEN, MARIE V	JANET M YARN	1,250.00
KASS, JAMES S	DOLORES M. KASS	5,000.00
KRUGER, KATHRYN	ESTATE OF KATHRYN KRUGER	5,000.00
LAKIN, CAROL	CHARLES M LAKIN	5,000.00
LANGSTON, WILBUR T	TIMOTHY S LANGSTON	1,666.67
LEWIS, ROSALIND P	JOY PRICE LEWIS	2,000.00
	HORACE P LEWIS	2,000.00
	HORACE LEWIS SR	2,000.00
LILEK, JOAN M	LESLIE HEWITT	5,000.00
LYLES, CHARLES E	LORRIS M GERMANY	5,000.00
MCGEE, ESTHER	BRYON KEITH MCGEE	2,500.00
MCGHEE, WILLIE	TANYA W WOODS	2,500.00
	EVE MARIE FORD	2,500.00
MENDEZ, JOSE T	OLGA M MENDEZ	5,000.00
MEREDITH, PEARL H	LESLIE M WILLIAMS JR	5,000.00
MEYERS, HENRY L	RUTH DEVERA MEYERS	5,000.00
MOLDAWAN, AUGUSTA HANKE	KATHRYN R STEVENS	5,000.00
NELSON, ROBERT E	MARY THERESE NELSON	5,000.00
NICHOLSON, MARGARET	JOHN NICHOLSON	2,500.00
O'DELL, EDITH L	YIVETTE ODELL	1,666.67
	ERICA THOMAS	1,666.67
	REGINALD O'DELL	1,666.66
PASKO, ANTHONY	MARK J PASKO	5,000.00

PAUZA, LAURYNE E	PAUL G PAUZA	2,500.00
	PATRICIA J WORWA	2,500.00
PETAK, DOROTHY	DR KAREN PORTE.....	2,500.00
PETERSEN, BERYL S	DALE E. PETERSEN.....	5,000.00
PIERCE, CLAUDETTE	JAN BURNS-JENKINS.....	2,500.00
QUINTILLANI, PATRICIA V	RENEE WINN-WAYCHOFF.....	2,500.00
REID, PEARL M	RUTH G REID.....	2,500.00
	JAMES J REID	2,500.00
ROBSON, CLARENCE J	WILLA R ROBSON	1,666.67
ROGERS, VELMA	ANGELA DENISE ROGERS.....	5,000.00
ROHAN, IRENE	IRENE ROHAN REV TRUST	5,000.00
SCHREMPF, ROBERT M	CORINNE ANN SCHREMPF	5,000.00
SIMENAS, VIVIAN G	GENEVIEVE SIMENAS TRUST	5,000.00
SMITH, STANFORD M	STANFORD M JONES	5,000.00
SOTO, MICHELLE L	RAFAEL SOTO.....	1,397.85
STINSON, ROBERT	PATRICIA ANN STINSON	5,000.00
THOMPSON, EVELYN B	LADONNA TAYLOR	1,250.00
	CECILIA THOMPSON	1,250.00
	DEMETRIUS THOMPSON.....	1,250.00
	YOLANDA THOMPSON.....	1,250.00
TOBIN, MARGARET L	DONNA J BILDER	5,000.00
TORIMARU-CHARVAT, SHERRY	GLENN R CHARVAT	5,000.00
TUCCORI, PHYLLIS J	MARY K VELEZ	1,666.67
	KATHLEEN M GILLESPIE.....	1,666.67
	CAROLYN PURDY.....	1,666.66
VEREEN, JOHN O	SARAH VEREEN	5,000.00
WALKER, JOSEPH B	LULU M WALKER	5,000.00
WHEELER, MILTON	RENEE PILOT	5,000.00
WHITE, JIMMIE RAY	MARY JEAN WHITE	5,000.00
WILLIAMS, LAVERNE B	EMANUEL WILLIAMS	5,000.00
WITRY, SUSAN MARY	JOHN K WITRY	10,000.00
XENAKIS, ANDREW GEORGE	KATHLEEN M XENAKIS	10,000.00
		<u>\$341,747.83</u>

REFUND OF CONTRIBUTIONS

ECKERLING, KEITH L	SAMANTHA F ECKERLING	35,383.68
FOSS, ROBERT F	KEITH R FOSS	13,706.44
	LEIF A FOSS	13,706.48
RILEY-ROBINSON, PATRICIA	EMMETT JAMES ROBINSON III	35,211.44
	VICTORIA SHAVON ROBINSON	35,211.46
SOTO, MICHELLE L	RAFAEL SOTO	1,806.12
WALLACE, SHARON	EDWARD P WALLACE	2,771.90
		<hr/>
		\$137,797.52
 GRAND TOTAL OF ALL DEATH BENEFITS		<hr/> \$479,545.35

Refunds

The Committee on Claims and Service Credits reported that documents pertaining to claims for refunds, listed herewith, were examined and verified, and recommended approval thereof. In support of these claims, the committee reported that: 2.2 excess contributions represent the additional amount contributed after 34 years of service refundable upon retirement provided the member does not choose the augmented pension rate; contract overpayments and refunds represent reductions and withdrawals of previously validated optional service and 2.2 upgrade contributions; excess contributions represent deductions outside of the statutory requirements; termination and other refunds are for persons no longer employed as members of the teaching force and, survivor contributions are for members with no eligible survivors at the time of retirement.

03/01/2012 through 03/31/2012

2.2 Excess Contributions

ANNUNZIO, THERESA MARGARET	4,139.50
BUTLER, BERNADETTE LUCILE	11,111.55
CARLISLE, CHERRYL DELORES	3,054.87
EBERHARDT, CAROLE ELISE	3,588.40
MCAFFEE, VANESSA JOYCE	3,072.50
MUNDELL, JOAN MARIE	3,262.89
MURRAY, JAMES P.	4,594.44
OLSZAK, DAVID G	3,194.51
PERKINS, DEBERAH E.	3,246.15
ROHAN, DANIEL WILLIAM	6,273.69
TAYLOR, JERRY GLEEN	2,412.96
TOTAL 2.2 EXCESS CONTRIBUTIONS	47,951.46

Contract Overpayment

BACHELLER, NANCY LOUISE	8,890.20
BAKER, SANDRA KAY	417.87
BANKS, LETHIA C.	19.49
BENGTSON, PAMELA C.	801.38
BROTHERS, ANNA LASSTEEN	1,496.58
DIAZ, SARA REICHLER	48.59
DIGGS, BEVERLY LOUISE	795.30
FAULKNER, DANIELLE JEANNE	709.99
GINOCCHIO, GWENDOLYN J.	381.64
GONZALEZ, LETICIA LOPEZ	117.62

GONZALEZ, LETICIA LOPEZ	14,722.43
HINDMAND, MARTHA R.	2,546.43
HURLEY, RONALD	2,421.72
KIERNAN BURKE, KAREN ANN	65.55
KUCER, GERALDINE M.	152.10
LERNER, JUDITH SHARON	96.66
LERNER, JUDITH SHARON	12,559.55
LOWERY, BEVERLY D.	8.20
MANGOS, STAMATIA TINA	149.52
MIKITA, OLGA	1,169.11
MORAN, KATHLEEN	2,664.09
MUIR, STELLA ALBOREDA	2,301.49
MUNOZ, SOLEDAD	126.10
RAMIREZ, SOL GRISEL	227.69
ROSE, JULIE SKOREK	1,873.06
ROSE, JULIE SKOREK	7,213.30
SODINI, CAROL ANN	14,312.68
THAOCHALEE, CHACH	2,834.37
THOMAS, BARBARA JEAN	789.81
THOMAS, LARRY DARNELL	447.74
TOWNSEND, KATHERINE	99.92
URBAN, DIANE LYNN	2,534.72
TOTAL CONTRACT OVERPAYMENT82,994.90

Contract Refund

BELCHAK, MARTIN	537.14
GONZALEZ, MARIA ANTONIA	755.53
HAJDUK, MAUREEN BARRY	16,876.48
HOFF, NANCY JOY	16,697.85
MASON, AMELIA PATRICIA	154.55
WILLIAMS, ROSETTA	1,355.45
TOTAL CONTRACT REFUND36,377.00

Excess Contributions

ANDERSON, MYRNA AMOY	21.29
ANDERSON, PERSHING PETER	62.65
ANDREWS, STEVEN	19.54
BAKER, FRANCES E.	26.46
BALLARD, ROBERT SARGENT	25.70
BELCHAK, MARTIN	45.39
BELKOFER, DENNIS MICHAEL	1,649.03
BENGTSON, PAMELA C.	78.42
BENJAMIN, MARILYN BETH	127.24
BENNETT-TEJES, MICHEAL W.	15.73
BERMAN, JACALYN I.	106.41
BICKHAM, ARNOLD.	21.97
BIUNDO, MYRA.	10.93
BRISCO, SHARON	14.94
BROWN, CHARLES ALBERT	16.73
BROWN, EDNA LUCILLE	9.43
BYROM, COLLEEN MARIE	74.44
CARTER, PAUL DOUGLAS	262.19
CHERRY, PAMELA	131.29

CLEMONS, PATRICIA LORRAINE	28.30
COLEMAN, HELEN ELIZABETH	13.37
CONNIE, DOROTHY SUSAN	187.79
CONYERS, BRYAN D	17.83
CORDERO, ANTHONY PAUL	19.64
COSEY, JACQUES D	63.27
COUCH, LYDIA CLAY	167.65
COVINGTON, LULA	70.76
CROSS, DIANNE	37.49
CROWE, PATRICIA ELIZABETH	42.51
CUMMINGS, JASMINE LYNETTA	120.61
CZAICKI, NANCY	12.89
DANIELS, MARIA D	16.12
DARLING, JACQUELINE	40.98
DAVIS, BONNIE FAY	100.78
DEUTMEYER, MARY ANN	71.47
DICKERSON, OTTO JOHN	36.95
DIGGS, BEVERLY LOUISE	38.97
DUNCAN, JUANITA SMITH	24.11
DUNN, VERA SPENCER	8.78
EDMONDS, LILLIAN MARIE	30.15
EDWARDS, MARIANE	103.28
FAULKNER, DANIELLE JEANNE	15.48
FOREE, RAMONA	23.36
FRIEDMAN, ERICA DAWN	54.08
GADDIS, LINDA DIANE	53.14
GAYTON, IRENE CECILE	27.49
GIVOT, MANNY LAWRENCE	273.72
GLADNEY, CELESTINE	95.69
GLATZ, PATRICIA ANN	36.49
GLENNON, KATHLEEN ANN	69.13
GLICKMAN, HELENE KAREN	66.92
GOLDSBURY, MAUREEN KAY	9.88
GOLMON, NEVA CAROLYN	166.30
GRECO, LILIAN ESTELA	136.84
HAGANS, CORNELIUS	47.27
HAMLIN, PAMELA F	223.64
HARDAWAY, ANNETTE	63.83
HARDIMAN, VERDINA	20.30
HARRIS, JO ANN	24.16
HART, MARIANNE	8.40
HAYWOOD, DIANA BUFORD	67.87
HOGAN, PHYLLIS DIANE	37.35
HOSKINS, WILLIE EARL	33.75
HUDSON, BONNIE GENEVIA	127.33
IDEWU, MARTHA ONEIDA	72.10
JABULANI, HALIMA MOROWA	44.68
JACKSON, MARGARET PEARL	184.73
JACKSON, MARY BURTON	215.70
JACKSON, REGINA	13.79
JAMES, PRECIOUS	11.85
JOHNSON, ROSETTA T	4.33
JOHNSON, SHEILA M	129.76
JONES, BRENDA JOYCE	52.17
KHEM, SUNDARY	41.27

KIERNAN BURKE, KAREN ANN 223.09

KIMBROUGH, PHILLIP DELEE 328.31

KIZER-BALFOUR, DEBORA S. 18.74

KNIGHTEN-ANDERSON, BRENDA JOYCE 104.84

KWASNIEWSKI, ARACELIS 51.88

LAMAR, KAREN JOANN 1.43

LEGRAND, ALISON THOMSON 18.91

MAHAN, LORYNE 14.57

MARSHALL, GERALYNN 32.26

MARSHALL, MARY B. 320.03

MARTIN, WALTER ROBERT 197.88

MARTINI, ALEX ROBERT 224.79

MASON, AMELIA PATRICIA 12.82

MAYBAUM, LEONARD WILL 26.79

MCCANN MOSS, TINESSA R. 23.48

MCCLINTON, REGGEE MAYS 56.87

MELADY, MARY A 43.60

MEYER, MARGARET THERESA 39.20

MILLER, YVONNE ALTHEA HARP 375.61

MITCHELL, DONNAMACHELLE 98.24

MITCHELL, PRISCILLA P. 292.52

MORTON, ROSALYN MARIA 7.65

MURPHY, DONNA HARRIS 69.72

MURRAY, CHARLES RAYMOND 18.93

NICHOLSON, JAMES ARTHUR 2.18

NICKERSON, DORNITCHA PAULA 68.32

NOEL, LEONARD 47.21

NOLEN, CEDRIC 158.85

O'BANNON, LYNDA CAROL 63.95

OKEZIE-PHILLIPS, ERICA 43.11

OUSLEY, LEAH ANN MURPHY 26.67

PARKER, HOLLY JANINE 141.86

PATTERSON, JANICE ANNE 239.78

PAYNE, SHIRLEY ANN 411.16

PENA, IDDA 17.57

PETEET, RITA 4.98

PLACIDE-CARTHANS, JEANINE A 93.97

POLK, LINDA L 188.11

POPE, DEBORAH ANNE 13.34

PRICE-WARNER, GERI 70.05

RANDALL, SHERVIA JEAN 37.64

RAYBORN, LILLIE MAE 67.62

RICHARD, BARBARA ANN 19.97

RIVERA, RAYMOND C 39.83

RODRIGUEZ, MARIA ALICIA 1,843.51

ROSE, GLORIA 66.50

ROSENBERG, FELICIA LEE 113.69

ROSS, LINDA 165.70

RUSSELL, NANCY MAY 15.69

RUSSELL, SARY ANN 168.93

RYAN, MARGARET ANN 63.41

SANSING, HELEN MARIE 35.09

SHELL, JENNIFER L 37.97

SCHMIDT, ALLEN PETER 202.02

SELBY, AMY	11.67
SHELBY, CHARLOTTE LOUISE	1.01
SHERRY, WILLIAM J	61.15
SIDES, JULIANNE MARY	8.24
SIMS, DEBRA CASSANDRA	22.16
SMITH, CAROL JENINE	52.14
SMITH, PATRICIA D	94.51
SMITH, SHERI LYNN	78.81
SPURLOCK, LEXIE W	25.94
STINSON, SHIRLEY MAE	24.07
TA, KIM HUONG	103.91
TAYLOR, MARCUS DWAYNE	76.84
THOMAS, LARRY DARNELL	35.60
THOMAS-PAYNE, TONYA CHERYL	24.87
THOMPSON, GLENDA JEAN	32.16
THOMPSON, JOHN W	17.17
TOLBERT, ANNIE J	48.98
TOLIVER, VALERIE JEAN	302.82
TOWNSEND, ENTROM	41.09
VACCARELLA, VINCENT JAMES	28.92
VOSBURG, MELISSA ANN	5.01
WALTON, JANET THOMPSON	122.44
WARD, RALPH	1,028.29
WEAVER, DELLA M	11.49
WEBB, JAMES FRANKLIN	27.48
WESLEY, JENNIFER LOUISE	274.28
WILLIAMS, ROSETTA	26.55
WILLY, ALAN PETER	31.37
WILSON, ROSEMARY	8.46
WINN, SHERIDA ELISE	18.74
WOODLEY, SHIRLEY JEAN	22.38
ZAPER, KATHLEEN JEAN	80.74
TOTAL EXCESS CONTRIBUTIONS.....	16,246.41

Other

ARMSTRONG, JENNIFER LYNNE	1,000.00
BAKER, CHERYL P	19,772.28
BRISCO, SHARON	18,722.09
COBURN, EVERETT WILSON	48,130.84
FOREMAN, VERONICA L	996.07
FREEMAN, SANDRA R	3,536.82
GLENN, PAMELA	513.75
GLENN, PAMELA	6,981.40
HARRIS, JOHNNY L	2,638.09
HENDERSON, HELENA O	19,629.40
MALLOCH, DARREL D	6,060.00
MILLER, YVONNE ALTHEA HARP	4,872.06
OKEZIE-PHILLIPS, ERICA	11,475.92
PLUTA, CHRISTOPHER J	2,731.54
SHIELDS, COURTNEY A	2,423.71
TAYLOR, MARCUS DWAYNE	9,222.88
VIDES, CARLA	23,536.98
VYAZOVSKY, VERONICA	4,325.69

VYAZOVSKY, VERONICA	5,624.76
WOLF, JAMES A	2,747.61
TOTAL OTHER.....	194,941.89

Survivor Contributions

ACEVEDO, DIANA MARIA	1,387.67
ANDERSON, ARTHURINE	10,542.89
BACHELLER, NANCY LOUISE	885.33
BARLAND, ALICE ALICIA	12,353.65
BENNETT, BARBARA L	5,226.11
CAMPBELL, MARVA F	8,719.89
CARLISLE, CHERRYL DELORES	984.86
CRAWFORD, SANDRA A	6,097.40
DARLING, JACQUELINE	10,628.13
DELGADO, VICTOR	9,637.30
EBERHARDT, CAROLE ELISE	925.72
EWING, SHIRLEY ANN	1,457.62
FLANNIGAN, LINDA A	11,649.88
FORTIER, RENEE DENYSE	14,084.97
FRAZIER, SHEILA R	13,919.77
GADDIS, LINDA DIANE	9,233.23
GALIS, JANIS J	889.32
GARDNER, RUTH E	13,148.14
GARDNER, RUTH E	1,571.00
GLOVER, VALERIE ANNE	11,703.54
GONZALEZ, NORA	1,632.74
HAJDUK, MAUREEN BARRY	378.94
HAMLIN, PAMELA F	8,520.83
HART, MARIANNE	9,155.87
HART, MARIANNE	267.47
HAWKINS, JANICE ELAINE	822.51
HOSKINS, DARTHA JEAN	985.64
HUDSON, BONNIE GENEVIA	85.61
JONES, JEANNINE ASHLEY	7,140.04
LEE, JUNE CARLOTTA	12,640.83
LERNER, JUDITH SHARON	2,845.87
LUCAS, GAYLE LENNETTE	865.08
MCAFEE, VANESSA JOYCE	901.73
MCKAY, DONALD J	3,682.66
MORAN, KATHLEEN	992.19
MUHR, JOHN ARTHUR	2,069.16
MUNDELL, JOAN MARIE	1,115.03
MURRAY, JAMES P	898.31
NELSON, YVONNE JOYCE	9,776.38
OLSZAK, DAVID G	1,101.72
OWENS, GERALDINE ARLENE	2,923.68
PARTNER, EDNA SHARON	809.37
PERKINS, DEBERAH E	990.30
PERKINS, PHILLIP	2,615.95
PLEASANT, SHIRLEY JEAN	431.51
REED, LINDA	879.45
REYES, PETER	897.96
ROBINSON, BONITA	3,228.50
ROSENBERG, FELICIA LEE	200.34

SELLERS, GLORIA	2,369.48
SHEGOG, BARBARA FAYE	980.12
SHELBY, CHARLOTTE LOUISE	12,063.26
SINGLETON, BRENDA ANITA	6,694.83
SMITH, PHYLLIS MARIE	1,337.32
SODINI, CAROL ANN	943.82
SPRINGS, TERESA ANN	960.10
SULLIVAN, MARGARET LYNN	859.14
TRAXLER, NOREEN ANN	12,376.31
URBAN, DIANE LYNN	960.09
WARD, RALPH	10,192.20
WEISS, MARC FRANCIAT	952.72
WHITE, JACQUELINE DELOIS	11,071.86
WIDEGREN, RICHARD HERBERT	925.73
WILLIAMS, MELVIA DIANA	3,396.43
WILSON, ROSEMARY	1,680.82
ZACCAGNINI, NATALIE C	3,028.09
ZAPER, KATHLEEN JEAN	10,391.69
TOTAL SURVIVOR CONTRIBUTIONS	305,086.10

Termination Refunds

BACHHUBER, CAROLYN ANN	17,763.14
BAKER, ROBERT F	217.77
BARNES, VERONICA D	7,319.45
BARNETT, SAMANTHA HOPE	6,597.66
BARR, JOHN W	380.00
BEHNE, STEPHANIE C	10,842.03
BENODIN LEROY, DANIELLE	6,239.25
BLAKE, CHRISTOPHER	16,618.42
BLAKELY, COLETTE D	3,472.50
BORTZ, CAROLINE J	5,719.56
BOVIA, CASSANDRA	17,260.46
BRISCO, SHARON	1,157.16
CAHILL, SEAN R	3,734.36
CANAS, GRISELDA	13,419.13
CANNON, THEOPHILUS P	1,041.81
CAVALIER, BRIDIE F	5,545.36
CHOATE, HEATH A	12,297.93
COOPER COLLINS, MARYUM	11,850.82
COY, FELICIA A	482.28
CULLARS, PEGGY L	2,617.78
DANIELS, MARIA D	3,401.73
DELGADO, JOSEFINA A	36,308.17
DELORIEA, DALE A	4,680.00
DILLON, PATRICK DANIEL	2,795.85
DIVINEY, MARY J	8,914.68
DUNGLEY GURCHIEK, AMY RAE	2,874.36
EINSTEIN GORDON, VIVIAN M	221.45
FIELD, WARREN W	7,737.78
FIRKE, SAM	9,507.64
FORD, TERI A	10,606.52
FRIEDMAN, ERICA DAWN	608.46
GARRETT, MAUREY VARICK	58,217.61
GARTH YOUNG, BRIGITTE L	19,703.20

GERSCH KNIGHT, SARAH K.	11,449.32
GIEGOLDT, JEFF M.	6,885.19
GITANA, MARIA H.	435.44
GONZALEZ, RAMON.	9,803.26
GRANATELLI, DIANE D.	466.78
GRIFFIN, RONALD.	681.74
GULOTTA, JOSEPH ANGELO.	5,264.62
HAMILTON, LEON.	132.45
HAND THURSTON, JOYCE D.	786.63
HANDLEY, KINAH K.	5,093.46
HANKTON, MIKA L.	1,446.47
HANSON, REBECCA L.	16,791.86
HARDT, CATHERINE M.	7,165.09
HARPER, DAPHNE.	256.00
HERATY, MICHAEL EVAN.	2,910.56
HOWELL, SHAWN MARIE.	5,820.13
HYNDMAN, STEVEN MICHAEL.	5,049.44
IPPOLITO-PAVLICEK, DYNA R.	937.49
JOHNSON, TARA S.	2,221.45
JOYCE, WILLIAM P.	5,007.32
KAUR SASSON, SATWANT.	458.39
KEILLOR, DAVID LEONARD.	9,576.66
KESSLER, ZOFIA PAULA.	226.63
KUTTNER, ANGELA.	18,294.57
LAND, CARLA D.	96.26
LARGE, DOLLINELLER.	4,732.12
LECHOCKI, CHRISTINA J.	5,410.80
LETTIERE, ALLISON RENEE.	2,375.22
LEVENBERG, RICKI M.	287.40
LYONS, JOSEPH.	37,291.32
MANN, EVERETT C.	768.86
MARKS, SARAH ELIZABETH.	9,282.86
MAYS, D'METRA N.	2,435.85
MCILVAINE, TODD H.	2,417.40
MECHLING, ELIZABETH A.	22,602.06
MIGUEST, GILDA L.	10,782.86
MORALES, LUIS.	954.66
MORRISSETTE, OLLIE R.	309.76
MOYERS, JANE A.	433.55
MUHAMMAD, NATAKI NIAMBI.	43,055.71
NESBITT, FRANK E.	1,572.01
NEWCHURCH, EVERETT.	617.55
NIGHELLI, TERESA LYNN.	13,586.66
NOLEN, CEDRIC.	28,283.44
O'CONNOR, COLLEEN A.	49,191.88
O'DONAHUE, KIMBERLEE K.	3,581.50
OLOFFSON, ANDREW ROBERT.	26,298.49
OSAZUWA, OSAMENDE.	248.15
PARKER, LINDA G.	23,523.44
PARRELLA, CHRISTINE T.	99.45
PATERSON, ERIC T.	848.06
PATTERSON, ROSALIND.	297.40
PEARSON, SUSAN.	5,029.68
PELOTTE, LETTICE E.	1,761.04
PIGGOTT, SARAH LYNN.	40,807.68

PIKUL, MARY B	10,462.93
PION, LYNISE L	8,794.16
POLANSKI, DAVID	2,959.42
POYNTON, MARY A	12,544.92
PUFFENBERGER, ERIC	3,348.75
PUGLIESE, PATRICK	22,474.54
PULLEN, TAWANDA LISA	7,488.55
REYES, DULCE MARIA	51,982.15
RIVERA, JOSE D	1,091.10
ROBINSON, THOMAS P	1,070.42
RODIN, JOSHUA G	3,969.54
ROSS, LINDA	18,456.20
RUCKER, TIFFANY SHAREE	10,822.47
SCARBOROUGH, BRIDGETT RENEE	4,369.97
SELBY, AMY	14,732.36
SHACKEL, ERIN L	175.38
SHERRY, WILLIAM J	180.22
SMALLWOOD JR, PATRICK A	1,115.43
SMITH, PATRICIA A	269.69
SPIVEY, SANDRA B	1,023.81
STANIS, JOHN BUCHANAN	3,390.66
TAYLOR, MARCUS DWAYNE	2,499.20
THOMPSON, VALERIE EVADINE	11,872.01
TRAVIS, DANNIES L	3,030.72
VINCENT, JENNIFER A	4,603.83
VOSBURG, MELISSA ANN	15,955.40
WARE, SANDRA D	305.43
WATERMAN, JERMAINE MARC ANTHONY	2,330.20
WEATHERSPOON, DARRYL L	340.81
WEINER, JACK R	6,897.07
WELSCH, STEPHEN	13,731.10
WHITTAKER, SUSAN A	846.38
WILLIAMS, CAROLYN	9,241.16
WILLIAMS, FABBY	8,633.76
WILLIAMS, RENALDO A	4,107.30
WLODARCZYK, SUSAN MARIE	7,322.22
WOHLBERG, MARILYN J	621.34
WOVSANIKER, ERICA I	236.53
TOTAL TERMINATION REFUNDS	1,039,595.52
GRAND TOTAL OF ALL REFUNDS	\$1,723,193.28

Outside Time

The Committee on Claims and Service Credits reported that affidavits, or other evidence attesting to or certifying service in the public schools of the several states or in schools operated by or under the auspices of the United States outside of the City of Chicago were presented for the persons hereinafter listed.

The Committee recommended that the service described be approved for pension credit provided that the last five years of the member’s service shall have been rendered in a position covered by this Fund, the State Universities Retirement System or the Teachers’ Retirement System of the State of Illinois; a maximum credit for ten years shall be reduced by credit for such service validated by the State of Illinois; and three-fifths of the term of service for which an annuity is granted shall be in the public schools of the City.

Name	School	Service	Years
Dowling, Janice M.....	Graham.....	Teaching.....	0.3070
Munoz, Soledad.....	Lloyd.....	Teaching.....	5.1000
Taylor, Sandra J.....	John Hope.....	Teaching.....	3.5144

Chairperson Blackwell moved the Report of the Committee on Claims and Service Credits to the omnibus.

REPORT OF THE COMMITTEE ON FINANCE AND AUDIT

May 1, 2012, Finance and Audit Committee Meeting Update

Chairperson Padilla reminded the Trustees that a Finance and Audit Committee Meeting is scheduled for May 1, 2012, at which time Ms. Sandra Shelby, Controller, will review the draft 2013 Budget. The Budget timeline was presented to the Trustees.

Administrative Expenses

The following administrative expenses were presented with the recommendations that they be approved.

Administrative Expenses			
03/01/12 – 03/31/12			
Vendor	Description		
AMERICAN EXPRESS	REVIEW OF POPLAR REPORT	\$225.00	
	FAX BROADCASTING MINUTES	\$286.88	
	ACCOM., IMN SUMMIT, 3/26/12 - 3/27/12. SAN DIEGO, CA: REILLY	\$319.30	\$1,626.18
HENRY P. ANSELMO	LEGISLATIVE CONSULTING, 3/1/12 - 3/31/12		\$8,333.33
ASSOCIATION OF ILL PUBLIC RETIREMENT SYSTEMS	PROPORTIONATE SHARE OF ADMINISTRATIVE EXPENSES, 1/1/12 - 12/31/12		\$1,500.00
ATLAS STATIONERS INC.	OFFICE SUPPLIES		\$9.12
AVILES, LORENA	REIMBURSE, MILEAGE, RETIREMENT SEMINAR, 3/5		\$13.26
BENNETT, SHARENA	REIMBURSE, CTPF EXPENSE REPORT, 11/30/11 - 3/16/12		\$74.67
BOGFIRE INC.	DESIGN & LAYOUT, PENSION ESTIMATE EXPLANATION	\$150.00	
	DESIGN & LAYOUT, 2011 POPULAR REPORT	\$1,800.00	
	DESIGN & LAYOUT, FEBRUARY E-NEWS	\$250.00	\$2,200.00
BRADLEY CONSULTING GROUP INC	MIS CONSULTING SERVICE, 2/1/12 - 2/29/12		\$45,600.00
BULBIN, NEDDA	REIMBURSE, MILEAGE, RETIREMENT SEMINAR, 2/20 & 3/5		\$21.66
CAFFE BACI	BREAKFAST, INVESTMENT MANAGERS MEETING, 3/2 & 4/5		\$127.40
CAPITAL ENVELOPE	ENVELOPES		\$640.40
CDW COMPUTER CENTERS	COMPUTER EQUIPMENT		\$457.58
CHICAGO MESSENGER SERVICE INC	DELIVERY SERVICE THRU 3/18		\$822.42
CHICAGO PUBLIC SCHOOLS	SUBSTITUTE SALARY REIMBURSEMENT, INVESTMENT MANAGERS MEETING, 3/2	\$165.82	
	SUBSTITUTE SALARY REIMBURSEMENT, TRUSTEE MEETING, 3/15	\$829.10	\$994.92
CHUBB SECURITY SYSTEMS, INC.	INSTALLATION, SECURITY SYSTEM		\$18,015.80
CITRIX ONLINE	CTPF WEBINAR, 3/2/12 - 4/1/12		\$280.53
COM ED	ELECTRIC SERVICE, 2/9/12 - 3/8/12: SUITE 2600		\$2,662.91
COMGRAPHIC, INC.	PROCESSING, PENSION CHECKS & ADVICES, 3/1		\$6,300.85
COOLERSMART USA LLC	MAINTENANCE., WATER DISPENSERS, 4/1/12 - 6/30/12		\$210.00
CUTTING EDGE DOCUMENT	SHREDDING OF CONFIDENTIAL DATA		\$299.00
DIRECTV	SATELLITE RECEPTION, 3/10/12 - 4/9/12		\$6.00
ENERLIGHT	INSTALLATION OF OCCUPANCY SENSOR'S		\$8,550.00
FREED, JEANNE	PER DIEM, INTRODUCTION TO INVESTMENTS CONF., 4/16/12 - 4/19/12, SAN FRANCISCO, CA		\$300.00
GANT, TONIKA	REIMBURSE, CTPF EXPENSE REPORT, 11/9/11 - 3/5/12		\$63.90

Administrative Expenses 03/01/12 – 03/31/12

Vendor	Description		
GARVEY'S OFFICE PRODUCTS	OFFICE SUPPLIES		\$1,276.94
GFOA	JOB POSTING: CHIEF FINANCIAL OFFICER		\$150.00
HERNANDEZ, GUILLERMO	REIMBURSE, MILEAGE, RETIREMENT SEMINAR, 3/5		\$35.90
HILTON OAK LAWN	BALANCE DUE, ROOM RENTAL, RETIREMENT SEMINAR, 3/5		\$7,115.26
HOLLEMAN, MICHELLE	GRAPHICS & DESIGN, PROCEEDINGS	\$2,080.00	
	GRAPHICS & DESIGN, MEMBER COMMUNICATIONS	\$350.00	
	GRAPHICS & DESIGN, E-COMMUNICATIONS	\$225.00	\$2,655.00
HUBER, KEVIN B.	REIMBURSE, CTFP EXPENSE REPORT, 1/20/12 - 3/16/12		\$442.03
HYATT REGENCY SAN FRANCISCO	ACCOM, INTRODUCTION TO INVESTMENTS, 4/16/12 - 4/19/12, SAN FRANCISCO, CA: FREED		\$1,053.75
INTERNAL REVENUE SERVICE	CERTIFICATION OF U.S. RESIDENCY		\$35.00
INTERNATIONAL FOUNDATION	REG., IFEBP CONF., 6/11/12 - 6/13/12, SAN FRANCISCO, CA: PADILLA		\$1,430.00
INTERPARK	MONTHLY PARKING, 4/1/12 - 4/30/12: J.BANGERT	\$230.00	*
	MONTHLY PARKING, 4/1/12 - 4/30/12: FIELD REPS	\$1,150.00	
	MONTHLY PARKING, 4/1/12 - 4/30/12: STAFF PAYROLL DEDUCTIONS	\$690.00	**
	MONTHLY PARKING, TRUSTEES	\$450.00	\$2,520.00
JACKSON, RENARD	REIMBURSE, MILEAGE, RETIREMENT SEMINAR, 3/5		\$35.96
JACOBS, BURNS, ORLOVE & HERNANDEZ	LEGAL SERVICES, 1/1/12 - 1/31/12		\$24,030.95
JURICH, KRISTEN	REIMBURSE, TURNING 65 SEMINAR, 3/21	\$218.28	
	REIMBURSE, MILEAGE, RETIREMENT SEMINAR, 3/5	\$24.62	
	REIMBURSE, SUPPLIES, RETIREMENT SEMINAR, 3/5	\$71.68	\$314.58
KIRKLAND & ELLIS LLP	PENSION LITIGATION, 12/1/11 - 12/31/11	\$983.90	
	PENSION LITIGATION, 1/1/12 - 1/31/12	\$937.50	\$1,921.40
KOSIEK, RENE	REIMBURSE, TRUSTEE SUPPLIES, 3/15		\$11.22
KUPRESAK, MIRELA	REIMBURSE, MILEAGE, RETIREMENT SEMINAR, 3/5		\$37.21
LLOYD, JOYCE	REIMBURSE, MILEAGE, RETIREMENT SEMINAR, 2/20 & 3/5		\$49.94
LOPUSHONSKY, MICHAEL	REIMBURSE, MILEAGE, RETIREMENT SEMINAR, 2/20, 3/5 & 3/24		\$98.02
MCCORVEY, BOBBY	REIMBURSE, MILEAGE, RETIREMENT SEMINAR, 2/20 & 3/5		\$30.86

Administrative Expenses 03/01/12 – 03/31/12		
Vendor	Description	
NATIONAL CONFERENCE ON PUBLIC EMPLOYEE RETIREMENT SYSTEMS	REG., NCPERS CONF., 5/5/12 - 5/10/12, NEW YORK, NY: REILLY	\$1,000.00
	REG., NCPERS CONF., 5/5/12 - 5/10/12, NEW YORK, NY: ASHFORD	\$650.00
	REG., NCPERS CONF., 5/5/12 - 5/10/12, NEW YORK, NY: REHAK	\$650.00
	REG., NCPERS CONF., 5/5/12 - 5/10/12, NEW YORK, NY: PADILLA	\$1,000.00
	REG., NCPERS CONF., 5/5/12 - 5/10/12, NEW YORK, NY: WOHL	\$1,000.00
NEOFUNDS BY NEOPOST	REPLENISHMENT OF POSTAGE	\$4,300.00
NORTH SHORE PRINTERS, INC.	ENVELOPES	\$7,136.05
NOTARY PUBLIC ASSOC OF IL	RENEWAL, NOTARY STAMP, B. KARTSOUNES	\$49.00
	RENEWAL, NOTARY STAMP, J. LLOYD	\$49.00
OFFICE CONNECTION	OFFICE SUPPLIES	\$1,791.00
PARK HYATT AVIARA	ACCOM, IMN SUMMIT, 3/26/12 - 3/27/12, CARLSBAD, CA: REILLY	\$125.88
PUBLIC RETIREMENT INFORMATION SYSTEMS MANAGEMENT	MEMBERSHIP DUES, 1/1/12 - 12/31/12: MOREL	\$637.24
RADENCIC, FRANCES	REIMBURSE, CTPF EXPENSE REPORT, 1/11/12 - 3/3/12	\$150.00
REHAK, JAY C.	REIMBURSE, LA ROUND UP, 2/26/12 - 2/29/12, LOS ANGES, CA	\$284.69
REMER, PHYLLIS	REIMBURSE, MILEAGE, RETIREMENT SEMINAR, 2/20, 3/5 & 3/24	\$120.00
RENAISSANCE HOTELS	BALANCE DUE, ROOM RENTAL, RETIREMENT SEMINAR, 2/20	\$44.39
SAFEGUARD FIRE EQUIPMENT	INSPECTION, FIRE EXTINGUISHERS	\$1,455.71
SAGER, IRISH	REIMBURSE, MILEAGE, RETIREMENT SEMINAR, 2/20 & 3/5	\$74.50
SAMAYOA, EDGAR	REIMBURSE, MILEAGE, RETIREMENT SEMINAR, 2/20 & 3/5	\$11.00
A SPECIALTY COFFEE SERVICE	COFFEE SUPPLIES	\$36.20
STANLEY, CAROL A	REIMBURSE, MILEAGE, RETIREMENT SEMINAR, 2/20 & 3/5	\$1,174.20
STAPLES	OFFICE SUPPLIES	\$65.34
TERREMARK NORTH AMERICA INC	DATA VAULTING SERVICE, 1/1/12 - 1/31/12	\$216.60
TRANSUNION	ADDRESS LOCATION USAGE, 1/26/12 - 2/25/12	\$3,191.85
TRI-STAR CATERING	LUNCH, TRUSTEE MEETING, 3/15	\$50.00
U.S. POSTAL SERVICE	POSTAGE, NEWSLETTER, SPRING 2012	\$393.00
UNSHIPPERS CHICAGO NEAR NORTH	DELIVERY SERVICE THRU 3/13	\$842.54
		\$136.51

Administrative Expenses 03/01/12 – 03/31/12		
Vendor	Description	
VEGA, CECILIA	REIMBURSE, CTPF EXPENSE REPORT, 1/18/12 - 3/26/12	\$331.01
VISION MAI, LLC	LEGISLATIVE CONSULTING, 3/1/12 - 3/31/12	\$5,000.00
WALL STREET JOURNAL	RENEWAL, WALL STREET JOURNAL, 4/1/12 - 3/31/13: REILLY	\$309.40
M & J WILKOW, LTD	RENT, 3/1/12 - 3/31/12	\$72,490.33
	WORK ORDERS, 2/1/12 - 2/29/12	\$232.34
WOHL, RAYMOND	PER DIEM, MASTERING DUE DILIGENCE CONF., 4/3/12 - 4/4/12: NEW YORK, NY: WOHL	\$72,722.67
XO COMMUNICATIONS	MONTHLY TELEPHONE SERVICE, 2/27/12 - 3/26/12	\$300.00
		\$1,634.72
PHYSICIANS, DISABILITY APPLICANTS		
ACCESS MEDICAL EVALUATIONS	EVAL & REPORT, J.L. BY DR. REGER	\$650.00
	EVAL & REPORT, R.C. BY DR. REGER	\$650.00
	EVAL & REPORT, W.B. BY DR. BENDITZSON	\$650.00
	EVAL & REPORT, B.M. BY DR. BENDITZSON	\$650.00
	EVAL & REPORT, D.D. BY DR. BENDITZSON	\$650.00
RECORD COPY SERVICES	MEDICAL RECORDS, J.L. BY DR. NELSON	\$96.75
	MEDICAL RECORDS, J.L. BY DR. WALDRON	\$91.65
	MEDICAL RECORDS, E.R. BY DR. JAOJAROENKUL	\$185.75
	MEDICAL RECORDS, C.T. BY DR. SMITH	\$89.75
		\$3,713.90
		\$248,700.35

* REIMBURSED BY PERSONAL CHECKS

** REIMBURSED THRU PAYROLL DEDUCTIONS

Chairperson Padilla moved the Report of the Committee on Finance and Audit to the omnibus.

REPORT OF THE FINANCIAL SECRETARY

Financial Statement

The Financial Secretary presented a report on the Fund's net assets, changes in net assets, and supporting reports for the eight months ending February 29, 2012, with the recommendation that it be approved and printed in the proceedings of this meeting.

STATEMENT OF PLAN ASSETS (INTERIM)		
	02/29/2012	06/30/2011
ASSETS		
CASH AND CASH EQUIVALENTS	\$ 422,975,453	\$ 505,359,738
RECEIVABLES:		
EMPLOYER	-	909,663
STATE OF ILLINOIS	5,224,500	4,408,180
EMPLOYEE	39,351,737	49,567,455
ACCRUED INVESTMENT INCOME	30,819,947	30,800,471
PARTICIPATING TEACHERS' ACCOUNTS FOR CONTRIBUTIONS	4,629,934	4,681,364
OTHER RECEIVABLES	649,632	747,610
	80,675,750	91,114,743
INVESTMENTS, AT FAIR VALUE:		
EQUITY	5,764,897,927	6,375,599,574
PUBLIC REITS	290,461,866	298,907,749
BONDS	1,898,035,358	1,817,433,960
HEDGE FUND	174,702,800	177,744,777
INFRASTRUCTURE	290,950,397	275,818,888
REAL ESTATE	724,660,064	686,732,202
PRIVATE EQUITY	301,435,204	319,315,230
	9,445,143,616	9,951,552,380
FIXED ASSETS	2,845,168	2,794,764
TOTAL ASSETS	9,951,639,987	10,550,821,673
LIABILITIES		
ADMINISTRATIVE/ACCOUNTS PAYABLE	220,917,389	206,734,937
TOTAL LIABILITIES	220,917,389	206,734,937
NET ASSETS AVAILABLE FOR BENEFITS	\$ 9,730,722,598	\$10,344,086,736

STATEMENT OF CHANGE IN PLAN ASSETS (INTERIM)

	8 Months Ending 02/29/2012	12 Months Ending 06/30/2011
ADDITIONS:		
EMPLOYER:		
EARLY RETIREMENT OPTION	\$ 85,274	\$ -
STATE OF ILLINOIS	6,966,000	42,971,400
CPS UNDERFUNDED CONTRIBUTIONS	-	137,799,321
FEDERAL FUNDS-CPS	10,132,275	27,818,279
SPECIAL LEAVES	5,438	119,685
FEDERAL HEALTH INSURANCE REIMBURSEMENT	4,066,105	10,338,661
RECIPROCAL COLLECTIONS	22	994
	<u>21,255,114</u>	<u>219,048,340</u>
EMPLOYEE:	122,073,321	185,762,951
INVESTMENT INCOME:		
INTEREST	54,734,152	104,080,159
DIVIDENDS	82,657,100	127,470,956
SECURITIES LENDING (NET)	3,260,218	4,601,984
REALIZED GAINS (LOSSES)	130,015,103	381,041,285
UNREALIZED GAINS (LOSSES)	(197,793,461)	1,547,671,332
MISCELLANEOUS INVESTMENT INCOME	89,791	620,222
	<u>72,962,903</u>	<u>2,165,485,938</u>
MISCELLANEOUS OTHER	1,923	55,307
TOTAL ADDITIONS	<u>216,293,261</u>	<u>2,570,352,536</u>
DEDUCTIONS:		
REFUNDS	12,503,686	27,180,518
PENSION BENEFITS	735,835,898	1,047,538,959
DEATH BENEFITS	2,188,543	3,260,860
HEALTH INSURANCE	45,932,245	78,892,292
INVESTMENT ADVISORY & CUSTODIAL	27,133,086	42,193,297
ADMINISTRATIVE & MISCELLANEOUS	6,063,941	9,527,938
TOTAL DEDUCTIONS	<u>829,657,399</u>	<u>1,208,593,864</u>
NET INCREASE (DECREASE)	<u>(613,364,138)</u>	<u>1,361,758,672</u>
NET ASSETS AVAILABLE FOR BENEFITS AT BEGINNING OF YEAR	<u>10,344,086,736</u>	<u>8,982,328,064</u>
NET ASSETS AVAILABLE FOR BENEFITS AT END OF PERIOD	<u>\$9,730,722,598</u>	<u>\$10,344,086,736</u>

Administrative and Investment Expense Analysis

	Interim Ending 02/29/2012	Budget Year 2012	% of Budget to Date	Year Ending 06/30/2011	Year Ending 06/30/2010
Salaries	\$ 2,972,940	\$ 4,940,306	60%	\$ 4,608,637	\$ 4,235,544
Actuary fees	52,000	70,000	74%	70,750	68,000
Audit and Tax	201,131	155,000	130%	175,000	165,275
Banking Fees	34,367	56,400	61%	58,518	55,425
Consulting Fees	5,819	20,000	29%	3,631	10,376
Data processing expense	34,382	70,000	49%	47,145	77,809
Election expense	238,743	245,500	97%	214,331	250,358
Employee's health insurance	494,666	769,800	64%	664,504	610,313
Field Services/Pension Rep	43,554	60,200	72%	59,634	56,558
Health insurance consulting	35,000	53,500	65%	44,333	35,093
Insurance premiums	23,823	37,500	64%	35,359	31,965
Legal fees	196,176	250,000	78%	431,892	210,496
Legislative expense	99,811	160,000	62%	136,037	127,138
Maintenance of equipment, systems, software and support	129,874	179,900	72%	189,493	187,095
Medical fees	28,201	52,100	54%	57,097	55,443
Membership dues, subscriptions	13,435	14,700	91%	11,414	13,335
Office forms and supplies	47,407	53,100	89%	75,360	59,908
Office rent and utilities	565,687	933,850 *	61%	888,722	912,895
Postage and Delivery	152,922	180,000	85%	182,321	142,305
Publications/Communication	149,752	185,000	81%	165,915	235,322
Records Management	7,179	15,000	48%	8,043	8,901
Studies and investigation	5,081	39,500	13%	6,896	43,715
System Consulting	431,466	747,000 **	58%	540,988	542,950
Data Security	—	68,000	0%	—	—
Trustee conferences, seminars, and meetings	56,813	140,000	41%	100,295	128,149
Tuition/Training/Educ. Conf.	24,849	106,300	53%	70,193	46,896
Miscellaneous	18,863	39,600	63%	25,132	20,637
Total Administrative Budget	\$ 6,063,941	\$ 9,642,256	63%	\$ 8,871,640	\$ 8,331,901
Custodial	\$ 332,425	\$ 500,000	66%	\$ 400,000	\$ 440,000
Consulting	350,000	605,000	58%	474,338	525,000
Manager fees	25,830,450	40,000,000	65%	40,630,241	37,879,768
Fees for foreign exchange and real estate	620,211	—	—	688,718	894,012
Total Investment	\$ 27,133,086	\$ 41,105,000	66%	\$ 42,193,297	\$ 39,738,780
Fixed Assets (cost)	50,356	158,495 ***	32%	143,337	128,581
Database (Pension Gold) project	—	—	0%	—	448,527
Performance Reporting Software	—	185,000	0%	—	—
Total Capital Expenditures	\$ 50,356	\$ 343,495	15%	\$ 143,337	\$ 577,109

Budget Adjustment

* light sensors \$8,850; approved on Oct 20th

** Additional I.T. Staff \$200,000; approved on Dec 8th

** Security Cameras \$20,000; approved on Dec 8th

REPORT OF THE COMMITTEE ON PENSION LAW AND RULES

March 23, 2012, Pension Law and Rules Committee Meeting Report Presented

Chairperson Wohl presented the March 23, 2012, Pension Law and Rules Committee Meeting report (see Exhibit B attached).

Legislative Update

Chairperson Wohl presented flyers prepared by CTPF staff which include CTPF's 2012 Legislative Priorities and facts about CTPF members and pensions. Mr. Wohl pointed out that CTU, RTAC, and CPAA logos have been added to one of the flyers. Mr. Wohl expressed his hope to include CPS' logo in a show of unity for CTPF's legislative priorities. Ms. Zopp stated that discussions have taken place with CPS regarding CTPF's legislative priorities. She commented that although CPS supports some of CTPF's priorities they are not aligned with all of them. She further expressed that CPS is concerned with the success of CTPF. Mr. Wohl asked that CPS representatives be invited to the April 20, 2012, Pension Law and Rules Committee Meeting.

Ms. Bukola Bello, of Vision MAI, updated the Trustees on HB4513, legislation introduced by the Water Reclamation District that would increase required employee contributions for current employees. She reported that the bill passed out of the House and has been reported to the Senate. She indicated that if passed this legislation could be a framework for reform for other pension systems.

Ms. Bello reported that CTPF lobbyists have been monitoring discussions in Springfield regarding the COLA. She stated that the governor's Pension Working Group is due to issue their final report on April 17th. Ms. Bello expects the report to include recommendations on increasing employee contributions, increasing the retirement age, COLA reduction, and other benefit reductions.

Ms. Bello summarized the status of CTPF legislation. She reported that the funding proposal bills are scheduled for a subject matter hearing on April 18th or possibly in May; the Return to Work bill passed out of the Senate with cooperation from CPS, CPAA, CTU, and RTAC; the Healthcare bill was referred to the Senate Subcommittee on Pension Enhancements, and is not expected to move out of the committee in the current session.

Ms. Bello reported that she met with Ms. Freed and Ms. Padilla to discuss the upcoming Lobby Days. Ms. Padilla reported that she and Ms. Freed met with Senator Iris Martinez and they are expecting to meet with Senators Edward Maloney and Kwame Raoul.

Chairperson Wohl moved the Report of the Committee on Pension Law and Rules to the omnibus.

OMINIBUS VOTE

On a motion by Mr. Ward, seconded by Mr. Kotis, and by unanimous vote, the foregoing committee reports which were moved to the omnibus were approved.

REPORT OF THE PRESIDENT

Trustee Rescinds Request to Attend Conference

Mr. Wohl withdrew his request to attend the NASP 23rd Annual Conference in Baltimore in June 2012.

Conference Requests

Mr. Wohl requested approval to attend the IFEBP Certificate of Public Plan Policy programs in Boston, MA in June 2012. Mr. Sierra requested approval to attend the Opal Real Estate Investors Summit in Miami in April 2012. Ms. Reilly requested approval to attend the Opal Emerging Managers Summit in Chicago in May 2012, the Adams Street Partners Chicago Client Conference in Chicago in May 2012, and the Walton Street Capital Annual Investor Meeting in Chicago in May 2012. Ms. Reilly noted that the conferences are local and will require no costs to the Fund outside of local travel expenses.

Motion to Authorize Trustee Travel, Approved

A motion was made by Ms. Reilly, seconded by Mr. Wohl, and unanimously passed by the following roll call vote, to approve the conference requests as listed above.

Ayes: Mr. Blackwell, Ms. Freed, Mr. Kotis, Ms. Padilla, Dr. Pilditch, Mr. Rehak, Ms. Reilly, Mr. Sierra, Mr. Ward, Mr. Wohl, Ms. Zopp – 11.

REPORT OF THE EXECUTIVE DIRECTOR

Employer Remittance Guidelines

Mr. Kevin Huber, Executive Director, reported that the Illinois Pension Code requires CTPF to calculate pensions based on the average annual rate of salary. In order to ensure that pensions are calculated accurately and in accordance with the law, the Fund is providing guidelines to employers as to what items can and cannot be included in pensionable salary. Mr. Huber presented the guidelines to the Trustees for review. Mr. Huber addressed questions regarding exclusion of calculations for unused sick time. Discussion ensued regarding the possible inclusion of a Certification of Salary statement which employers of Charter Schools and Labor organizations would be required to have their employees sign. Mr. Huber asked the Trustees to review the guidelines for consideration at the next Board meeting.

Actuary RFP Update

Mr. Huber reported that the CTPF actuary, Mr. Sandor Goldstein, of Goldstein Associates, is retiring June 30, 2012. Mr. Huber also reported that an RFP for actuarial services was previously approved by the Board for 2012. Mr. Huber presented a timeline and reviewed the RFP process. Mr. Huber noted that interviews will be conducted at the June 21, 2012, Board meeting.

2012 Teacher-Trustee Election

Ms. Frances Radencic, Election Coordinator, reported that when Trustee elections were first introduced, all schools followed the same calendar. With the advent of Track E and Track R calendars, it is increasingly difficult to find a date in October when all schools are operating on a normal school day. Teacher institute days and school closures for interes-

sion are major roadblocks to determining the date for the 2012 election. Ms. Radencic expressed further concerns about the current way in which elections are conducted. Ms. Radencic presented recommendations which included a proposed date for the 2012 election; consideration of a pilot program for electronic voting on election day 2012; and establishing an ad hoc committee to work with staff to review and make recommendations for an electronic voting pilot program. Discussion ensued regarding alternate election days. Attorney Burns suggested that an amendment to the pension code could be drafted to allow alternative election days.

Ad Hoc Election Committee Appointed

President Rehak appointed Mr. Blackwell, Ms. Padilla, and Mr. Ward to the Ad Hoc Election Committee to review proposals and present recommendations to the full Board for the 2012 Teacher-Trustee Election.

CFO Search Update

Mr. Huber reported on the status of the CFO search. He reported that the position was advertised with Government Finance Officers Association, Pensions and Investments, National Council on Teacher Retirement, International Foundation of Employee Benefit Plans, and the CTPF website. He stated that CTPF also contacted the National Association of Securities Professional and New America Alliance for assistance in the search. He noted that both organizations are heavily dedicated to inclusiveness and diversity. Mr. Huber stated that 18 resumes were received and 7 candidates were interviewed by the Director and the Human Resources Administrator. The Director submitted the top 5 candidates for subsequent interviews which were conducted by a group consisting of CTPF management and supervisory staff. Mr. Huber presented a matrix which reflected the scores of 11 candidates. Some Trustees expressed concern about the diversity of the pool of candidates. The Trustees asked the Director to extend the search to ensure the pool of candidates is reflective of CTPF. Mr. Huber welcomed recommendations from Trustees.

Statement of Economic Interest Filing Deadline

Mr. Huber reminded the Trustees that in accordance with the Illinois law, Trustees are required to file their individual Statement of Economic Interest no later than May 1, 2012. He indicated that the state will impose a late fee for filings after the May 1st deadline.

REPORT OF THE ATTORNEY

Summary New Legislation

Ms. Tiffany Reeves, of Jacobs, Burns, Orlove & Hernandez, reviewed the new legislation and a binding Attorney General opinion regarding Freedom of Information Act (FOIA) that will affect the Trustees. Ms. Reeves reviewed the Illinois Open Meetings Act (OMA) amended effective January 1, 2012, which requires additional training for Trustees and to further define the exemptions from the OMA requirements. Ms. Reeves noted that the Board may determine at its discretion that OMA training can be counted as a part of the annual required ethics education.

Motion to Include Open Meetings Act Training as Part of Annual Required Ethics Education, Approved

A motion was made by Mr. Ward, seconded by Ms. Reilly, and unanimously passed, that the electronic Open Meetings Act training be counted as part of the annual required ethics education.

Summary of New Legislation Continued

Attorney Reeves reviewed a binding opinion issued by the Attorney General regarding the scope of public records. Ms. Reeves reported that the Attorney General found that electronic records relating to the transaction of public business are “public records” and are subject to disclosure under the FOIA law. She further reported that the Attorney General found that electronic equipment and/or devices include cell phones, iPhones, iPads, Blackberries, computers, or any other device used to send and receive communications by means of e-mails, voice, and/or text messages. Ms. Reeves addressed questions raised by the Trustees.

Amendment to Bylaws

Attorney Reeves presented draft amendments to the Bylaws and Rules regarding Trustee Education.

Motion to Amend Bylaws, Approved

A motion was made by Mr. Ward, seconded by Mr. Wohl, and unanimously passed, to amend the Bylaws as follows:

Article X. Trustee Education

Section 2. Authorized Educational Seminars. Trustees may attend three (3) pre-approved educational seminars per year, which must be held in the United States, its territories, Canada, and Mexico. No unused seminars may be carried forward to the following year. Trustees may attend local seminars, which shall not count toward the three (3) pre-approved educational seminars per year. “Local”, for purposes of this Section, shall mean any location within one-hundred fifty (150) miles of downtown Chicago. Trustees who attend local seminars shall be reimbursed for reasonable expenses substantiated by receipts, not to exceed the meeting travel per diem. Any expenses related to the three (3) pre-approved educational seminars must be approved by a majority of the Trustees prior to the travel to or attendance at the educational seminar. The Fund will reimburse Chicago Public Schools for the cost of a substitute teacher for any Teacher Trustee’s attendance at an authorized educational seminar.

EXECUTIVE SESSION

Motion to Go Into Executive Session, Approved

A motion was made by Mr. Ward, seconded by Ms. Reilly, and unanimously passed, to go into executive session for the purposes of discussing litigation involving DV Urban and CPS.

The executive session lasted from 3:31 p.m. to 4:14 p.m.

Motion to Return to Open Session, Approved

A motion was made by Mr. Ward, seconded by Mr. Kotis, and unanimously passed, to return to open session.

**Motion to Approve Settlement in Payroll Certification
Litigation, Approved**

A motion was made by Ms. Zopp, seconded by Ms. Reilly, to approve the settlement in the payroll certification litigation pursuant to discussion in Executive Session. The motion passed by the following roll call vote:

Ayes: Mr. Blackwell, Ms. Freed, Mr. Kotis, Ms. Padilla, Dr. Pilditch, Ms. Reilly, Mr. Sierra, Mr. Wohl, Ms. Zopp – 9.

Nays: Mr. Rehak, Mr. Ward – 2.

**Direction to Authorize Townsend to Review Investment
Management Fee Structure
for Permanently Impaired Assets**

The Trustees authorized Mr. Huber to ask The Townsend Group to investigate the management fee and its relationship to permanently impaired assets and the fairness of its application to one of its current real estate manages, Walton Street Partners.

NATO Summit

Mr. Huber reminded the Trustees and visitors who plan to attend the May 17, 2012, Board Meeting that they will need to register their names with CTPF and present a state ID in order to have access to the CTPF offices. Mr. Huber indicated that he will register the names of all Trustees for the May 17th Board Meeting.

ADJOURNMENT

On a motion by Mr. Ward, seconded by Mr. Kotis, and by unanimous vote, the meeting adjourned at 4:20 p.m.

Respectfully submitted,



Jay C. Rehak
President

PROCEEDINGS
OF THE
Board of Trustees
OF THE
**Public School Teachers' Pension and
Retirement Fund of Chicago**

Executive Session – Official Report

Thursday, April 12, 2012

An executive session of the Board of Trustees of the Public School Teachers' Pension and Retirement Fund of Chicago was held Thursday, April 12, 2012.

The President, Mr. Jay C. Rehak, called the meeting to order at 3:31 p.m.

ROLL CALL

Members present: Mr. Jeffery Blackwell, Ms. Jeanne Marie Freed, Mr. Chris N. Kotis, Ms. Tina Padilla, Dr. Walter E. Pilditch, Mr. Jay C. Rehak, Ms. Mary Sharon Reilly, Mr. Rodrigo A. Sierra, Mr. Raymond Wohl, Mr. James F. Ward, Ms. Andrea L. Zopp – 10.

Members absent: Ms. Lois W. Ashford – 1.

Also in attendance were Mr. Kevin B. Huber (*Executive Director*), Mr. Robert Jurinek (*Internal Auditor*), and Mr. Joseph Burns and Ms. Tiffany Reeves of Jacobs, Burns, Orlove and Hernandez (*Legal Counsel*).

Discussion ensued regarding litigation matters. No action was taken.

There being no further business, the executive session adjourned at 4:14 p.m.

Respectfully submitted,



Jay C. Rehak
President

EXHIBIT A

Investment Committee

Informal Meeting Recommendations/Actions

April 5, 2012

Attendees: CTPF Trustees: Jeffery Blackwell, Jeanne Marie Freed, Tina Padilla, Walter E. Pilditch, Mary Sharon Reilly and James F. Ward; Staff and Consultants: Carmen Heredia-Lopez, Gissel Gomez, Angela Miller-May, Sue Baez and Ben Ruff of CTPF and Cara Wood of Townsend Group; Guest: Victor Dobbins.

At the June 20, 2006, Board meeting, Trustees were encouraged to attend Management and Consultant's (Callan) "First Friday" monthly meetings with investment managers and service providers. These meetings provide access to ANY investment service provider that would like to meet with management and Callan and have a product that is potentially beneficial to the Fund. The attendees met with the following investment service providers:

- 9:30 MGPA – William Daly presented his firm's Value-Add / Opportunistic European Real Estate strategy. MGPA has \$11B in assets under management and has raised \$8.3B of total capital. MGPA Europe Fund IV is focused on France, Germany, UK and Poland. The fund seeks to buy, fix and sell existing real estate, as well as develop Greenfield properties.
- 10:00 Realterm Global – Peter Lesburg and Ken Code presented their firm's Industrial Real Estate-Logistics strategy. Realterm has \$2.5B in assets under management. The fund plans to build industrial parks, logistics parks, warehouses and distributions facilities in core industrial markets in India. Individual projects target mid-20% returns.
- 10:30 Ascendance Partners – Craig Huffman, Charles Young and Steve Thomas presented their firm's Opportunistic Real Estate Strategy. Ascendance is an emerging manager with \$50M in assets under management. Ascendance focuses on opportunistic urban multifamily real estate investing. The firm emphasizes cash flow over residual value.
- 11:00 Leumas Capital Partners – Reggie Samuel presented his firm's multifamily real estate platform. Leumas has leveraged project level IRR targets of 15%, and seeks to minimize asset level risk by using 70% LTV or less. The fund seeks to be well diversified with respect to strategy, with light value-add, high quality assets, and some distressed investments.
- 11:30 Kennedy Wilson – Donald Bethe and Donald Herrema presented their firm's real estate business. The firm was founded in 1977 with 23 offices around the world. Kennedy Wilson is listed on the NYSE and has \$11.8B in assets under management. The firm is marketing Fund IV, and is seeking to raise \$300M.

- 12:30 Oak Street Real Estate Capital – James Hennessey and Marc Zahr presented their firm’s net-lease real estate strategy. The group focusses on single tenant, free standing buildings with 11+ year leases to tenants with investment grade credits. The firm is a certified Minority Business Enterprise.
- 1:00 Telsey Advisory Group (TAG) – Tom Chin and Jerry Arzu presented their firm’s minority brokerage capabilities. TAG is a full service brokerage firm with market leading research, trading, banking and consulting capabilities. The firm was founded in 2006 by Dana Telsey, a highly regarded retail industry expert. TAG is a certified Woman-owned Business Enterprise (“WBE”).

The attendees listened to the respective presentations and asked questions of each service provider.

EXHIBIT B

Pension Law and Rules Committee Meeting

Recommendations/Actions

March 23, 2012, 4:08 p.m. – 6:14 p.m.

Attendees: Pension Trustees: Committee Chair – Mr. Raymond Wohl, Ms. Jeanne Marie Freed, Ms. Tina Padilla; Ms. Mary Sharon Reilly, Mr. James F. Ward – 5

Staff, Lobbyists and Representatives of stakeholder groups: Mr. Kevin Huber, executive director, Ms. Frances Radencic, director member and office services, Ms. Tiffany Reeves of Jacobs, Burns, Orlove & Hernandez, Legal Counsel, Mr. Robert Molaro, Mr. Henry Anselmo, and Steve Zahn (via phone) Anselmo & Associates, and Ms. Bukola Bello of Vision MAI (via phone), CTPF Legislative Lobbyists, John Butterfield, Clarice Barry of Chicago Principals and Administrators Association, Dave Peterson, RTAC and CPAA.

Public Comment

No public comment.

Introduction

Chairperson Wohl welcomed all in attendance and invited all present at the table to introduce themselves and update the committee on their activities since the last meeting.

Report of the Legislative Lobbyists

The legislative lobbyists summed up their work and opinions on various pieces of legislation.

Discussion focused on the governor's commission on pensions and the fact that it only includes the state-wide pension funds. This group is supposed to release a report on April 17 with recommendations for actions. The implications of this commission were discussed.

Several lobbyists made the point that since it was unlikely that pension reform bills would be called in April, this is a good time to help educate legislators about the problems with CTPF underfunding.

Bob Molaro addressed the governor's pension commission and expressed concern that this commission is only studying the state funds; yet, the outcome could make changes that would be imposed on the CTPF without input from the fund.

Ms. Bukola Bello of Vision MAI updated the Committee on the work that had been done since the last meeting. She commented that the return-to-work bill was on its third reading and the lobbyists were fighting off hostile amendments from CPS. She expects it to be called for a vote next week. She also discussed the CTPF health care bill. They are looking to add additional sponsors to CTPF bills.

Steve Zahn reported that he will meet with Speaker Madigan's budget director in the near future. They will highlight disparities in funding.

Discussion followed regarding the need for Chicago to be taken into consideration for the governor's task force. It was agreed that CTPF should be allowed to present to the task force. A request has been put to the governor's staff.

Old Business

Frances Radencic introduced updated communications materials which had been modified since the last meeting. These materials have been posted online in PDF format and can be printed by users in color or black and white. The materials have been posted to CTPF's new Member Education and Advocacy webpage which will act as resource for members who want more information about legislation.

New Business

The organizations present agreed that a lobbying day or lobbying days would be a good way to help develop visibility and support in Springfield. It was suggested that teachers meet with their individual legislators over spring break in their home offices and that CTPF work with the Union to offer specific lobby days in Springfield in April. The committee suggested a series of individual lobby days instead of a single, huge event, as a way to better communicate CTPF's message.

Various dates were proposed for local and Springfield lobbying efforts.

Mr. Wohl suggested that we ask the union to help sponsor lobby days on all Tuesdays and Wednesdays in April and May starting on April 17. May 8 is National Teachers' Day and this was discussed as both a positive and negative in terms of a lobby day. The active members of the board agreed to discuss the possible lobby days with union officials.

The committee discussed the suggestion that a report on what the State has given to TRS compared to what CTPF has received from the State from 1995 -2005 be prepared.

Other ideas included seeking a pledge from Chicago legislators that they will not vote for other items if the appropriation for CTPF is not included.

Ms. Padilla volunteered to contact the CTU to see if we can get the demographics about how many of our members live in specific districts. The lobbyists indicated it would be helpful to have this information when going to visit a legislator.

RTAC and CPAA agreed to add their logos to the lobbying materials that had been previously prepared. Frances Radencic agreed to redistribute these materials with the logos.

The committee set its next meeting date for Friday, April 20, at 4:00 p.m.

PROCEEDINGS
OF THE
Board of Trustees
OF THE
**Public School Teachers' Pension and
Retirement Fund of Chicago**

Regular Meeting – Official Report

Thursday, May 17, 2012

A regular meeting of the Board of Trustees of the Public School Teachers' Pension and Retirement Fund of Chicago was held Thursday, May 17, 2012.

The President, Mr. Jay C. Rehak, called the meeting to order at 9:34 a.m.

ROLL CALL

Members present: Mr. Jeffery Blackwell, Ms. Jeanne Marie Freed, Mr. Chris N. Kotis, Ms. Tina Padilla, Dr. Walter E. Pilditch, Mr. Jay C. Rehak, Ms. Mary Sharon Reilly, Mr. Raymond Wohl – 8.

Members absent: Ms. Lois W. Ashford, Mr. Rodrigo A. Sierra, Mr. James F. Ward, Ms. Andrea L. Zopp – 4.

Ms. Ashford, Mr. Sierra, Mr. Ward and Ms. Zopp subsequently arrived during the report of the Real Estate Investment Consultant.

Also in attendance were Mr. Kevin B. Huber (*Executive Director*), Mr. Joseph Burns of Jacobs, Burns, Orlove and Hernandez (*Legal Counsel*), Mr. Matt Shirilla and Gwelda Swilley-Burke of Callan Associates (*Investment Consultant*), Ms. Cara Wood of The Townsend Group (*Real Estate Investment Consultant*) and various observers and staff members.

PUBLIC PARTICIPATION

Presentation by Louis Pyster

Mr. Louis Pyster, a retired member, requested a breakdown of expected retirees for fiscal year 2012. Mr. Pyster expressed his concern regarding the rearrangement of the structure of the Board. Mr. Pyster expressed his opinion regarding CTPF and CTU working together to protect the Fund from harmful legislation.

Presentation by John Butterfield

Mr. John Butterfield, a retired member, clarified the number administrator retirees. Mr. Butterfield briefed the Board about “lobby day” in Springfield on May 16, 2012. Mr. Butterfield stated that he believes they accomplished a lot. Mr. Butterfield expressed his concern that CPS was not present to show their support for more funding.

APPROVAL OF MINUTES

Motion to Accept Minutes of Regular Board Meeting on April 12, 2012, Approved

A motion was made by Ms. Reilly, seconded by Mr. Wohl, and unanimously passed, to approve, the minutes of the Regular Board Meeting on April 12, 2012.

COMMUNICATIONS

The following persons have made requests to the Fund in accordance with the Illinois Freedom of Information Act.

- Ms. Henna Jaisinghani, of IPREO, requested the most recent complete portfolio on the Fund’s fixed income and equity positions held internally or externally. The request was fulfilled.
- Ms. Lois Nelson, a retired member, requested recordings of the February, March, and April Trustee meetings. The request was fulfilled.
- Mr. George Schmidt, of *Substance*, requested a list of current CTPF retirees and their pension amounts. The request was fulfilled.
- Mr. William Zettler requested service credit information for Henry L. Bayer. The request was denied. Mr. Zettler was advised that CTPF has no record of such person.
- Mr. Zygmunt K. Sokolnicki, a retired member, requested meeting minutes regarding discussions, passage and or implementation of the first AAI. The request was fulfilled.

REPORT OF THE REAL INVESTMENT CONSULTANT

The Townsend Group

Review of 4th Quarter Performance Report

Ms. Cara Wood of The Townsend Group reviewed the fourth quarter performance report ending December 31, 2011. Ms. Wood stated that in the fourth quarter, real estate markets continued the recovery that began in first quarter 2010 with modest growth compared to a strong equity market that rebounded from a difficult quarter. Ms. Wood stated that CTPF had approximately \$1.3B invested in private real estate, REITs and infrastructure as of December 31, 2011, comprising 14.2% of total plan assets versus the real assets target of 11.0%. Ms. Wood stated that capital that has been committed to underlying funds, but not yet called accounts for an additional \$197.0M, or 2.1% of total plan assets. Ms. Wood stated that over the last full year, CTPF's real assets portfolio (net of fees) has underperformed the custom index due primarily to below trend performance from the REITs and infrastructure portfolio. Ms. Wood stated that near term performance continues to be strong, particularly in the core portfolio. Ms. Wood stated that over the 5 year period, which encompasses the entirety of the correction, the gap between the CTPF portfolio and the benchmark has narrowed considerably as the improving property fundamentals have translated into increased valuations. Ms. Wood stated that CTPF had 8.1% of total plan assets (\$749M) invested in private real estate as of the end fourth quarter versus a target allocation of 6.5%. Ms. Wood stated that the private real estate portfolio modestly underperformed the ODCE benchmark during the fourth quarter as flat performance out of the opportunistic portfolio weighed down portfolio results. Ms. Wood stated that since inception, CTPF's private portfolio has outperformed before fees and has modestly underperformed after adjusting for fees; the gross-to-net spread is higher than it has been historically due to the introduction of new funds over the 12-24 months and is expected to decline as these funds move past their fundraising period. Ms. Wood addressed questions raised by the Trustees.

CityView Southwest Fund Update

Ms. Carmen Heredia-Lopez, Director of Investments, reported that the internal litigation within CityView principal officers has been dismissed.

Ms. Cara Wood informed the Trustees that the fees have been adjusted since the original proposal. Ms. Wood stated that the management fee is 1.25% on commitments and management, and the preferred return increased from 9% to 10%. Ms. Wood also stated the catch up has been reduced from 50%-50% GPLP to 60%-40% in favor of the Limited Partners. Ms. Wood and staff addressed questions raised by the Trustees.

REPORT OF THE INVESTMENT CONSULTING

Callan Associates

Routine Due Diligence Presentations by Ariel Investments and Dimensional Fund Advisors

Investment managers representing Ariel Investments and Dimensional Fund Advisors made routine due diligence presentations to the Board in accordance with the Fund's investment policy. Each manager reviewed their portfolio, organization, philosophy, and performance. The managers addressed questions raised by the Trustees. Callan addressed questions raised by the Trustees.

Review of 1st Quarter Performance Report

Ms. Gwelda Swilley-Burke and Mr. Matt Shirilla of Callan Associates reviewed the first quarter report ending March 31, 2012.

Mr. Shirilla reviewed the capital markets commentary and the Fund's performance in all asset classes and allocations. Mr. Shirilla reported that the Fund was valued at \$9.8B at the end of the quarter. The Fund increased \$791M due to market appreciation while \$246M was withdrawn for benefit payments. Mr. Shirilla stated that performance for the total Fund was favorably for the first quarter as the Fund returned 8.71%, outperforming the Policy Target (benchmark) by 16 basis points gross of fees and ranking in the 19th percentile of large public fund peers. Mr. Shirilla stated that on a net-of-fee basis, the Fund returned 8.64%. Mr. Shirilla reported that the following managers are currently on the watch list: Taplin, Canida & Habacht, Adelante Capital Management, Piedmont Investment Advisors, Harris Investment Management, Lombardia Capital Partners and Leading Edge. Mr. Shirilla reviewed Piedmont Investment Advisors performance and recommended to continue monitoring their performance. Mr. Shirilla recommends removing Taplin, Canida & Habacht from the watch list. Callan will continue to monitor their performance. Callan addressed questions raised by the Trustees.

Motion to Remove Taplin, Canida & Habacht from CTPF's Watch List, Approved

A motion made by Dr. Pilditch, seconded by Ms. Reilly, and unanimously passed, to accept Callan's recommendation to remove Taplin, Canida & Habacht from CTPF's watch list in accordance with the Watch List Policy.

Motion to Continue to Monitor Piedmont Investment Advisors, Approved

A motion was made by Ms. Ashford, seconded by Ms. Reilly, and unanimously passed, to continue to monitor Piedmont Investment Advisors performance.

Emerging Market RFP Process & Semifinalists

Ms. Gwelda Swilley-Burke of Callan Associates reviewed the emerging market RFP process and semifinalists' candidates.

Ms. Swilley-Burke stated that a structure review of the international equity portion of CTPF's portfolio was conducted last spring. Ms. Swilley-Burke reported that one of the findings of the review was CTPF's underweight exposure to emerging markets equity. Ms. Swilley-Burke stated that Callan recommended, and the Board approved, identifying a dedicated emerging markets equity manager to address this underweight exposure.

Ms. Carmen Heredia-Lopez, Director of Investments, summarized the emerging markets Equity search. Ms. Heredia-Lopez stated that the emerging markets equity search RFP was publicized on March 13, 2012. Ms. Heredia-Lopez stated that Callan and CTPF received 45 proposals by the deadline. Ms. Heredia-Lopez reviewed the qualifications and criteria that the managers had to meet to be considered as candidates. Ms. Heredia-Lopez also reviewed the criteria the semi-finalists had to meet.

Ms. Swilley-Burke reviewed the eight semi-finalists' qualifications and fee schedules. Ms. Swilley-Burke discussed the semi-finalists' selections process indicating that each firm was selected based on organizational data and management style, quantitative analyses of historical performance, and their fees. Callan and staff recommends DuPont Capital Management, Earnest Partners, Quantitative Management Associates and Wells Capital Management as finalists. Callan recommended that two firms be hired. Callan addressed questions raised by the Trustees.

Discussion ensued.

Mr. Kevin Huber, Executive Director stated for the record that CTPF staff is considered the best in the state in regards to minority issues.

Motion to Interview Finalists Recommended by Callan and Staff, Approved

A motion was made by Ms. Reilly, seconded by Mr. Ward, and unanimously passed, to interview the four finalists recommended by Callan and Staff.

Callan will notify the four finalists and arrange presentations at the next Board Meeting.

Proxy Voting Update

Ms. Heredia-Lopez reported that at the request of the Board, a high level analysis of the fund's proxy voting process and policy was conducted. She indicated that information was gathered from other Chicago/Illinois pension funds concerning their proxy voting policies and their usage of 3rd party firms to perform the service. In addition, rough pricing estimates from Institutional Shareholders Services (ISS) were obtained based on various levels of service and current international domestic holdings. Ms. Heredia-Lopez emphasized that in the case that CTPF decides to outsource the proxy voting process or a portion of it, it is important that a detailed proxy voting policy is developed and approved before taking steps to outsource the process. Proxy voting should be reviewed and updated on an annual basis if not more frequently due to changes in the market and the turnover rates of some investment managers. Ms. Heredia-Lopez reviewed the proxy voting policy and process,

including fees and various options. Ms. Heredia-Lopez will report back to the Trustees on meetings with ISS and Marco Consulting Group, proxy voting firms.

Loop/JPMorgan Emerging Manager Fund Proposal

Mr. Huber reported that Loop Capital, one of CTPF's minority brokers, has developed a Private Equity fund in collaboration with JPMorgan. Mr. Huber presented a letter from Loop Capital addressed to the Board wherein Loop presented the Loop/JPMorgan Emerging Manager Fund L.P. and asked the Board to consider participating as a limited partner investor. Mr. Huber suggested that Loop present their product at a CTPF First Friday Investment Manager meeting for initial due diligence and evaluation by Trustees, Callan, and CTPF staff.

Emerging Investment Manager Graduation Policy

Ms. Ashford inquired about the fund's policy for graduating fund of fund investment managers. Ms. Heredia-Lopez responded that managers are graduated based on the need in the portfolio. She indicated that when an analysis is performed on the overall portfolio it is determined if there is capacity to graduate a manager.

Private Equity Fund Raising Update

Ms. Heredia-Lopez reported that in February 2011 Callan recommended a \$110M commitment to private equity. Ms. Heredia-Lopez stated that existing private equity managers will be advised to send letters to CTPF for fund raising commitment considerations. Ms. Heredia-Lopez expressed that the private equity consultant from Callan will attend the June Board meeting to discuss private equity fund raising.

REPORT OF THE COMMITTEE ON INVESTMENTS

April 26, 2012, Investment Committee Meeting Report Presented

Chairperson Ward presented the April 26, 2012, Investment Committee Meeting report (see Exhibit A attached).

May 4, 2012, First Friday Manager Meeting Report Presented

Chairperson Ward presented the May 4, 2012, First Friday Meeting report (see Exhibit B attached).

Investment Committee Reports

Chairperson Ward recommended that the following investment reports be recorded in the proceedings of this meeting:

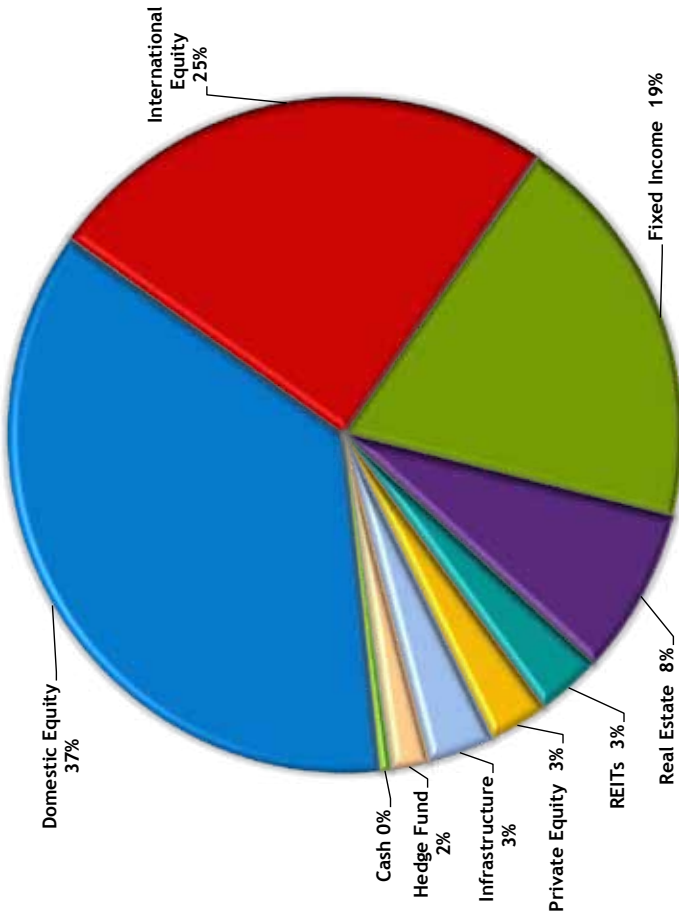
**Chicago Teachers' Pension Fund
Asset Allocation Summary**

(in millions of dollars)

Reporting for the Period ending March 31, 2012

Asset Allocation

	\$ Millions	% of Fun
Domestic Equity	\$ 3,567	36.5%
International Equity	\$ 2,423	24.8%
Fixed Income	\$ 1,880	19.3%
Real Estate	\$ 771	7.9%
REITs	\$ 306	3.1%
Private Equity	\$ 279	2.9%
Infrastructure	\$ 308	3.2%
Hedge Fund	\$ 176	1.8%
Cash	\$ 52	0.5%
Grand Total	\$ 9,762	100%



Chicago Teachers' Pension Fund
Market Values by Manager
(in millions of dollars)

Reporting for the Period ending March 31, 2012

Asset Class	Actual %	Actual %		Market Value		Net Change	
	of Total Portfolio	of Asset Class		(in millions)	(in millions)	(in millions)	(in millions)
Target	03/31/12	03/31/12		3/31/2012	2/29/2012	\$	%
			Domestic Equity				
			Channing Capital	79.8	77.2	2.6	3%
			Zevenbergen	88.6	86.4	2.2	3%
			Attucks	198.4	193.3	5.1	3%
			Progress Investment Mgmt.	<u>196.4</u>	<u>190.9</u>	5.5	3%
	16.1%		Subtotal - U.S. All Capitalization Equity	563.2	547.8	15.4	3%
			Rhumblin R1000	354.5	343.3	11.2	3%
			Harris Investment Mgmt.	292.8	284.1	8.7	3%
			Holland Capital Mgmt.	224.7	218.0	6.7	3%
			Lombardia Capital	248.9	241.4	7.5	3%
			New Amsterdam	0.0	62.3	-62.3	-100%
			NTGI 500 Index Fund	608.0	590.1	17.9	3%
			Piedmont Investment Advisors	153.5	147.9	5.6	4%
			Rhumblin R1000G	394.6	383.3	11.3	3%
			Waddell & Reed Investments	<u>199.5</u>	<u>191.1</u>	8.4	4%
	70.7%		Subtotal - U.S. Large Capitalization Equity	2,476.5	2,461.5	15.0	1%
			Credo Capital	110.2	107.2	3.0	3%
			Ariel Capital Mgmt	121.5	118.1	3.4	3%
			DFA Small Cap Value	123.6	120.5	3.1	3%
			NTGI Struct Small Cap	<u>108.7</u>	<u>106.0</u>	2.7	3%
	13.2%		Subtotal - U.S. Small Capitalization Equity	464.0	451.8	12.2	3%
31.25%	36.13%	100.0%	Total Domestic Equity	3,503.7	3,461.1	42.6	1%

Chicago Teachers' Pension Fund

Market Values by Manager

(in millions of dollars)

Reporting for the Period ending March 31, 2012

Asset Class Target	Actual % of Total Portfolio	Actual % of Asset Class	Market Value (in millions)		Net Change (in millions)		
	03/31/12	03/31/12	3/31/2012	2/29/2012	\$	%	
			International Equity				
			NTGI EAFE	129.9	130.5	-0.6	0%
			NTGI EAFE Value	70.3	71.0	-0.7	-1%
			NTGI EAFE Growth	1.0	1.0	0.0	0%
			NTGI Transition	0.5	0.4	0.1	25%
			Earnest Partners	446.6	452.9	-6.3	-1%
			Lazard Asset Mgmt.	522.6	521.8	0.8	0%
			Leading Edge Investment Adv.	98.5	99.9	-1.4	-1%
			Morgan Stanley Inc.	546.1	544.3	1.8	0%
			William Blair Intl - All Cap Growth	<u>347.7</u>	<u>347.2</u>	0.5	0%
	89.3%		Subtotal - International Large Cap Equity	2,163.2	2,169.0	-5.8	0%
			William Blair - Small Cap Int'l	<u>258.1</u>	<u>257.0</u>	1.1	0%
	10.7%		Subtotal - International Small Cap Equity	258.1	257.0	1.1	0%
31.25%	24.97%	100.0%	Total International Equity	2,421.3	2,426.0	-4.7	0%
			Fixed Income				
			Garcia Hamilton	80.0	80.1	-0.1	0%
			Pugh Capital	80.3	80.9	-0.6	-1%
			LM Capital Group	129.3	130.4	-1.1	-1%
			NTGI Fixed Income	1,000.0	1,010.0	-10.0	-1%
			Taplin, Canida & Habacht	<u>133.5</u>	<u>133.9</u>	-0.4	0%
	75.7%		Subtotal - Core	1,423.1	1,435.3		
			Western Asset Mgmt	<u>457.9</u>	<u>460.2</u>	-2.3	0%
	24.3%		Subtotal - Core Plus	457.9	460.2		
19.50%	19.39%	100.0%	Total - U.S. Fixed Income	1,881.0	1,895.5	-14.5	-1%

Chicago Teachers' Pension Fund

Market Values by Manager

(in millions of dollars)

Reporting for the Period ending March 31, 2012

Asset Class	Actual %	Actual %	Market Value		Net Change	
	of Total Portfolio	of Asset Class	(in millions)		(in millions)	
Target	03/31/12	03/31/12	3/31/2012	2/29/2012	\$	%
Real Estate						
			5.3	5.1	0.2	4%
			5.4	5.4	0.0	0%
			11.3	11.3	0.0	0%
			20.2	20.4	-0.2	-1%
			18.7	18.5	0.2	1%
			8.5	5.5	3.0	55%
			18.9	18.5	0.4	2%
			14.8	11.9	2.9	24%
			20.5	19.9	0.6	3%
			26.8	26.8	0.0	0%
			156.0	153.8	2.2	1%
			36.4	37.6	-1.2	-3%
			15.1	15.8	-0.7	-4%
			0.2	1.6	-1.4	-88%
			0.8	0.8	0.0	0%
			41.8	41.8	0.0	0%
			112.8	112.8	0.0	0%
			154.6	154.6	0.0	0%
			15.7	15.7	0.0	0%
			4.3	5.9	-1.6	-27%
			153.0	152.9	0.1	0%

(Real Estate continued on next page)

Chicago Teachers' Pension Fund

Market Values by Manager

(in millions of dollars)

Reporting for the Period ending March 31, 2012

Asset Class	Actual % of Total	Actual % of Asset	Market Value		Net Change		
	Portfolio	Class	(in millions)		(in millions)		
Target	03/31/12	03/31/12	3/31/2012	2/29/2012	\$	%	
			Urban America LP	14.3	14.3	0.0	0%
			Walton Fund I LLC R/E LP	0.5	0.4	0.1	25%
			Walton Fund III LLC R/E LP	2.0	2.0	0.0	0%
			Walton St 6 Fund	17.8	14.1	3.7	26%
			Walton Street Mexico 1 LP	5.0	5.0	0.0	0%
			Walton Street FD II R/E LP	3.5	3.5	0.0	0%
			Walton Street R/E FD IV LP	23.1	23.1	0.0	0%
			Walton Street FD V LP	18.7	19.8	-1.1	-6%
			Walton Street	70.6	67.9	2.7	4%
6.50%	7.95%	71.6%	Subtotal - Private Real Estate	771.4	764.2	7.2	1%
			Adelante Capital Mgmt.	70.2	66.6	3.6	5%
			Morgan Stanley REIT	143.8	143.0	0.8	1%
			Urdang REIT	92.0	91.1	0.9	1%
2.50%	3.16%	28.4%	Subtotal - REITS	306.0	300.7	5.3	2%
9.00%	11.11%	100.0%	Total Real Estate	1,077.4	1,064.9	12.5	1%
Alternative Investments							
Private Equity							
			Adams Street Partners MANY Funds	70.2	70.9	-0.7	-1%
			Harbourvest Partners VI LP	40.6	42.0	-1.4	-3%
			M2 Private Equity - ILPEFF (F-o-F)	12.6	12.7	-0.1	-1%
			M2 Private Equity - M2PEFF (F-o-F)	6.7	6.4	0.3	5%
			Muller and Monroe	19.3	19.1	0.2	1%
			Mesirow Cap Partners IX	7.3	7.3	0.0	0%

(Private Equity continued on next page)

Chicago Teachers' Pension Fund
Market Values by Manager
(in millions of dollars)

Reporting for the Period ending March 31, 2012

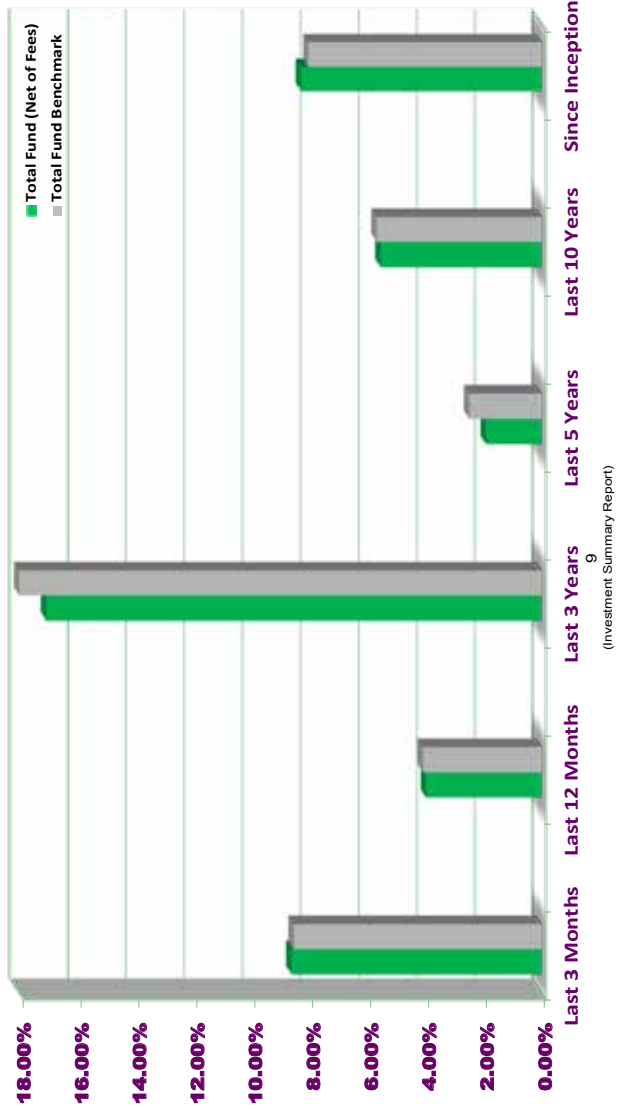
Asset Class	Actual % of Total Portfolio	Actual % of Asset Class	Market Value (in millions)		Net Change (in millions)		
			3/31/2012	2/29/2012	\$	%	
			0.8	0.7	0.1	14%	
			13.8	13.4	0.4	3%	
			8.5	8.5	0.0	0%	
			12.2	12.1	0.1	1%	
			4.3	4.4	-0.1	-2%	
			38.0	38.0	0.0	0%	
				84.9	84.4	0.5	1%
			3.6	3.5	0.1	3%	
			4.7	4.6	0.1	2%	
			5.0	5.3	-0.3	-6%	
			15.5	15.0	0.5	3%	
			6.8	6.9	-0.1	-1%	
				35.6	35.3	0.3	1%
	89.6%		250.6	251.7	-1.1	0%	
			1.5	1.4	0.1	7%	
			3.8	3.2	0.6	19%	
				5.3	4.6	0.7	15%
				4.4	4.2	0.2	5%
				6.2	6.1	0.1	2%
				8.4	8.2	0.2	2%
				4.8	4.7	0.1	2%
	10.4%		29.1	27.8	1.3	5%	
3.00%	2.88%	100.0%	279.7	279.5	0.2	0%	

**Chicago Teachers' Pension Fund
Total Fund Performance**

(in millions of dollars)
Reporting for the Period ending March 31, 2012

	Last 3 Months	Last 12 Months	Last 3 Years	Last 5 Years	Last 10 Years	Since Inception
--	---------------	----------------	--------------	--------------	---------------	-----------------

Total Fund (Net of Fees)	8.64%	4.02%	17.07%	1.95%	5.58%	8.31%
Total Fund Benchmark	8.57%	4.12%	18.00%	2.53%	5.71%	8.06%



**Chicago Teachers' Pension Fund
Investment Manager Performance Report
Domestic Equity**

Reporting for the Period ending March 31, 2012

	Month Ending <u>3/31/12</u>	3 Months Ending <u>3/31/12</u>	Fiscal YTD Ending <u>3/31/12</u>	12 Months Ending <u>3/31/12</u>	3 Years Ending <u>3/31/12</u>	5 Years Ending <u>3/31/12</u>	Since <u>Inception</u>	<u>Inception</u> Date
DOMESTIC EQUITY								
Gross of Fees	3.26%	13.55%	5.30%	5.10%	24.61%	2.24%	9.62%	
Net of Fees	3.26%	13.49%	5.15%	4.90%	24.37%	2.09%	5.08%	
Domestic Equity Benchmark	3.08%	12.87%	6.24%	5.90%	24.51%	2.28%	4.94%	
NTRS S&P 500								
Gross of Fees	3.29%	12.57%	8.42%	8.54%	23.46%	2.04%	8.88%	4/1990
Net of Fees	3.29%	12.57%	8.42%	8.54%	23.45%	2.03%	8.87%	
S&P 500 Index	3.29%	12.59%	8.43%	8.54%	23.42%	2.01%	8.96%	
Rhumbline R1000								
Gross of Fees	3.18%	12.87%	7.75%	7.93%	24.12%	N/A	0.86%	5/2007
Net of Fees	3.18%	12.87%	7.74%	7.92%	24.10%	N/A	0.85%	
Russell 1000 Index	3.13%	12.90%	7.73%	7.86%	24.03%	2.19%	0.66%	
Piedmont Capital								
Gross of Fees	3.99%	14.53%	6.50%	6.64%	20.09%	2.10%	3.64%	8/2006
Net of Fees	3.99%	14.44%	6.23%	6.27%	19.69%	1.72%	3.25%	
Russell 1000 Index	3.13%	12.90%	7.73%	7.86%	24.03%	2.19%	3.85%	
Waddell & Reed								
Gross of Fees	4.53%	15.18%	8.55%	9.15%	26.25%	6.03%	11.45%	1/1991
Net of Fees	4.53%	15.13%	8.40%	8.95%	26.00%	5.79%	11.23%	
Russell 1000 Index	3.13%	12.90%	7.73%	7.86%	24.03%	2.19%	9.58%	

(Domestic Equity continued on next page)

Chicago Teachers' Pension Fund
Investment Manager Performance Report
Domestic Equity

Reporting for the Period ending March 31, 2012

	Month Ending <u>3/31/12</u>	3 Months Ending <u>3/31/12</u>	Fiscal YTD Ending <u>3/31/12</u>	12 Months Ending <u>3/31/12</u>	3 Years Ending <u>3/31/12</u>	5 Years Ending <u>3/31/12</u>	Since Inception	Inception Date
DOMESTIC EQUITY								
Holland Capital								1/1994
Gross of Fees	3.18%	14.70%	11.23%	13.22%	27.01%	7.35%	9.19%	
Net of Fees	3.18%	14.61%	11.05%	12.94%	26.61%	6.95%	8.81%	
Russell 1000 Growth	3.29%	14.69%	10.19%	11.02%	25.28%	5.10%	7.52%	
Rhumblin Russell 1000 Growth								9/2007
Gross of Fees	3.42%	14.65%	10.27%	11.16%	25.23%	N/A	3.42%	
Net of Fees	3.42%	14.65%	10.26%	11.14%	25.22%	N/A	3.40%	
Russell 1000 Growth	3.29%	14.69%	10.19%	11.02%	25.28%	5.10%	3.19%	
Zevenbergen Capital Mgmt								8/1992
Gross of Fees	2.52%	17.69%	-0.42%	-2.82%	27.81%	7.26%	10.11%	
Net of Fees	2.52%	17.59%	-0.72%	-3.22%	27.30%	6.80%	9.68%	
Russell 3000 Growth Index	3.19%	14.58%	9.44%	10.14%	25.50%	5.02%	7.55%	
Channing Capital*								6/2009
Gross of Fees	3.42%	13.62%	1.70%	0.90%	N/A	N/A	19.11%	
Net of Fees	3.42%	13.49%	1.26%	0.33%	N/A	N/A	18.40%	
Channing Benchmark	2.98%	11.16%	2.71%	2.01%	29.07%	1.20%	23.27%	
Russell 3000 Value Index	2.98%	11.16%	5.02%	4.30%	23.03%	-0.75%	18.48%	

Channing Capital* - As of October, 2011, Channing's mandate was changed from Mid Cap Value (Inception 6/2009) to All Cap Value.
Channing Benchmark reflects Russell Mid Cap Value Index through 9/30/11 and Russell 3000 Value Index thereafter.

(Domestic Equity continued on next page)

Chicago Teachers' Pension Fund
Investment Manager Performance Report
Domestic Equity

Reporting for the Period ending March 31, 2012

	Month Ending <u>3/31/12</u>	3 Months Ending <u>3/31/12</u>	Fiscal YTD Ending <u>3/31/12</u>	12 Months Ending <u>3/31/12</u>	3 Years Ending <u>3/31/12</u>	5 Years Ending <u>3/31/12</u>	Since Inception	Inception Date
DOMESTIC EQUITY								
Harris Investment								6/1999
Gross of Fees	3.41%	11.66%	6.52%	6.68%	21.10%	0.88%	5.05%	
Net of Fees	3.41%	11.60%	6.33%	6.43%	20.80%	0.58%	4.75%	
Russell 1000 Value Index	2.96%	11.12%	5.32%	4.79%	22.82%	-0.81%	3.57%	
Lombardia Capital								10/2004
Gross of Fees	3.34%	11.97%	5.18%	4.75%	19.13%	1.07%	5.69%	
Net of Fees	3.34%	11.90%	4.96%	4.47%	18.73%	0.63%	5.25%	
Russell 1000 Value Index	2.96%	11.12%	5.32%	4.79%	22.82%	-0.81%	4.45%	
Credo Capital**								6/2009
Gross of Fees	2.81%	13.34%	-1.84%	-0.93%	N/A	N/A	19.85%	
Net of Fees	2.81%	13.22%	-2.24%	-1.47%	N/A	N/A	19.19%	
Credo Benchmark	2.03%	13.28%	5.08%	6.77%	30.12%	4.91%	24.47%	
Russell 2000 Growth Index	2.03%	13.28%	1.28%	0.68%	28.36%	4.15%	21.65%	
NTRS Structured Small Cap								6/1990
Gross of Fees	2.79%	12.29%	4.07%	3.18%	29.00%	3.49%	12.17%	
Net of Fees	2.79%	12.29%	4.07%	3.18%	28.95%	3.42%	12.08%	
Russell 2000 Index	2.56%	12.44%	1.45%	-0.18%	26.90%	2.13%	10.55%	

Credo Capital** - As of October, 2011, Credo's mandate was changed from Mid Cap Growth (Inception 6/2009) to Small Cap Growth.

Credo Benchmark reflects Russell Mid Cap Growth Index through 9/30/11 and Russell 2000 Growth Index thereafter.

(Domestic Equity continued on next page)

Chicago Teachers' Pension Fund
Investment Manager Performance Report
Domestic Equity

Reporting for the Period ending March 31, 2012

	Month Ending <u>3/31/12</u>	3 Months Ending <u>3/31/12</u>	Fiscal YTD Ending <u>3/31/12</u>	12 Months Ending <u>3/31/12</u>	3 Years Ending <u>3/31/12</u>	5 Years Ending <u>3/31/12</u>	Since Inception	Inception Date
DOMESTIC EQUITY								
Ariel Investment Small Value								4/1994
Gross of Fees	2.90%	15.09%	-1.14%	-5.44%	37.69%	3.33%	11.86%	
Net of Fees	2.90%	15.00%	-1.42%	-5.79%	37.25%	2.90%	11.46%	
Russell 2000 Value Index	3.10%	11.59%	1.62%	-1.07%	25.36%	0.01%	10.05%	
Dimensional Fund Advisors (DFA)								7/1996
Gross of Fees	2.56%	13.47%	0.78%	-2.64%	33.51%	1.35%	12.15%	
Net of Fees	2.56%	13.47%	0.78%	-2.64%	33.15%	0.85%	11.61%	
Russell 2000 Value Index	3.10%	11.59%	1.62%	-1.07%	25.36%	0.01%	9.10%	
Attucks Asset Management								7/2004
Gross of Fees	2.84%	13.79%	7.10%	7.87%	25.67%	3.25%	6.18%	
Net of Fees	2.84%	13.63%	6.58%	7.18%	24.94%	2.53%	5.49%	
Russell 3000 Index	3.08%	12.87%	7.21%	7.18%	24.26%	2.18%	5.34%	
Progress Investment								7/2004
Gross of Fees	3.02%	14.21%	4.54%	5.08%	23.74%	2.44%	6.15%	
Net of Fees	3.02%	14.05%	4.06%	4.45%	23.04%	1.74%	5.46%	
Russell 3000 Index	3.08%	12.87%	7.21%	7.18%	24.26%	2.18%	5.34%	

Chicago Teachers' Pension Fund
Investment Manager Performance Report
International Equity
Reporting for the Period ending March 31, 2012

	Month Ending <u>3/31/12</u>	3 Months Ending <u>3/31/12</u>	Fiscal YTD Ending <u>3/31/12</u>	12 Months Ending <u>3/31/12</u>	3 Years Ending <u>3/31/12</u>	5 Years Ending <u>3/31/12</u>	Since Inception	Inception Date
INTERNATIONAL EQUITY								
Gross of Fees	-0.10%	12.42%	-3.57%	-0.96%	21.19%	0.34%	7.35%	
Net of Fees	-0.10%	12.32%	-3.84%	-1.34%	20.67%	-0.01%	7.99%	
International Equity Benchmark	-1.32%	11.34%	-7.31%	-6.75%	19.65%	-1.11%	7.77%	
Earnest Partners 3/2007								
Gross of Fees	-1.39%	11.16%	-7.13%	-7.32%	26.86%	4.63%	4.63%	
Net of Fees	-1.39%	11.06%	-7.36%	-7.65%	26.32%	4.04%	4.04%	
MSCI ACWI ex US Index	-1.32%	11.34%	-7.31%	-6.75%	19.65%	-1.11%	-1.11%	
Lazard*** 12/2000								
Gross of Fees	0.19%	13.07%	-2.55%	0.65%	20.16%	0.57%	5.72%	
Net of Fees	0.19%	13.03%	-2.68%	0.47%	19.80%	0.13%	5.27%	
Lazard Benchmark	-1.32%	11.34%	-7.31%	-6.75%	19.65%	-1.11%	4.68%	
Morgan Stanley 12/2007								
Gross of Fees	0.56%	12.03%	-1.12%	1.44%	17.13%	-0.11%	9.70%	
Net of Fees	0.56%	11.92%	-1.42%	1.03%	16.63%	-0.60%	9.23%	
MSCI EAFE Index	-0.46%	10.86%	-7.22%	-5.77%	17.13%	-3.51%	4.51%	
NTGI EAFE 10/2011								
Gross of Fees	-0.43%	10.94%	N/A	N/A	N/A	N/A	14.61%	
Net of Fees	-0.43%	10.94%	N/A	N/A	N/A	N/A	14.61%	
MSCI EAFE Index	-0.46%	10.86%	-7.22%	-5.77%	17.13%	-3.51%	14.56%	

***Lazard Benchmark reflects the MSCI EAFE Index through 6/30/02 and MSCI ACWI ex-US Index thereafter.
(International Equity continued on next page)

Chicago Teachers' Pension Fund
Investment Manager Performance Report
International Equity

Reporting for the Period ending March 31, 2012

	Month Ending	3 Months Ending	Fiscal YTD Ending	12 Months Ending	3 Years Ending	5 Years Ending	Since Inception	Inception Date
	<u>3/31/12</u>	<u>3/31/12</u>	<u>3/31/12</u>	<u>3/31/12</u>	<u>3/31/12</u>	<u>3/31/12</u>		
INTERNATIONAL EQUITY								
NTGI EAFE Value								10/2011
Gross of Fees	-1.05%	9.81%	N/A	N/A	N/A	N/A	12.74%	
Net of Fees	-1.05%	9.81%	N/A	N/A	N/A	N/A	12.74%	
MSCI EAFE Value Index	-1.08%	9.72%	-8.73%	-7.83%	16.50%	-5.18%	12.73%	
Leading Edge								3/2010
Gross of Fees	-1.25%	12.06%	-7.46%	-6.54%	N/A	N/A	1.77%	
Net of Fees	-1.25%	11.85%	-8.02%	-7.29%	N/A	N/A	0.98%	
MSCI ACWI ex US Index	-1.32%	11.34%	-7.31%	-6.75%	19.65%	-1.11%	2.93%	
William Blair-Growth								12/2009
Gross of Fees	0.34%	14.50%	-2.54%	-0.17%	N/A	N/A	10.98%	
Net of Fees	0.34%	14.39%	-2.83%	-0.57%	N/A	N/A	10.53%	
MSCI ACWI ex US IMI Growth	-0.86%	11.89%	-7.25%	-6.53%	19.66%	-0.76%	7.12%	
William Blair-Small Cap								3/2007
Gross of Fees	0.52%	13.24%	-4.91%	-2.20%	28.92%	0.78%	0.78%	
Net of Fees	0.52%	13.03%	-5.51%	-3.00%	27.83%	-0.32%	-0.32%	
MSCI ACWI Small Cap ex-US	-1.25%	14.29%	-8.24%	-8.55%	26.70%	-0.46%	-0.46%	
MSCI World Small Cap ex-US	-0.66%	13.63%	-7.23%	-7.37%	25.41%	-2.11%	-2.11%	

Chicago Teachers' Pension Fund
Investment Manager Performance Report
Infrastructure

Reporting for the Period ending March 31, 2012

	Month Ending	3 Months Ending	Fiscal YTD Ending	12 Months Ending	3 Years Ending	5 Years Ending	Since Inception	Inception Date
	<u>3/31/12</u>	<u>3/31/12</u>	<u>3/31/12</u>	<u>3/31/12</u>	<u>3/31/12</u>	<u>3/31/12</u>		
INFRASTRUCTURE								
Gross of Fees	1.57%	3.44%	2.46%	5.62%	6.06%	N/A	5.70%	
Net of Fees	1.57%	3.20%	1.76%	4.65%	5.56%	N/A	5.26%	
JP Morgan (open end)								
								3/1996
Gross of Fees	1.68%	2.89%	2.02%	5.14%	4.31%	N/A	3.87%	
Net of Fees	1.68%	2.44%	0.69%	3.32%	3.40%	N/A	3.06%	
Macquarie Infrastructure II								
								3/2008
Gross of Fees	3.02%	3.09%	10.77%	13.53%	11.18%	N/A	9.76%	
Net of Fees	3.02%	3.09%	10.77%	13.53%	11.18%	N/A	9.76%	
Macquarie European Fund III								
								3/2008
Gross of Fees	-0.45%	5.04%	-4.68%	-1.18%	6.17%	N/A	4.97%	
Net of Fees	-0.45%	5.04%	-4.68%	-1.18%	6.17%	N/A	4.97%	
Benchmark - Absolute				8.00%	8.00%	8.00%	8.00%	

Chicago Teachers' Pension Fund
Investment Manager Performance Report
Fixed Income

Reporting for the Period ending March 31, 2012

	Month Ending <u>3/31/12</u>	3 Months Ending <u>3/31/12</u>	Fiscal YTD Ending <u>3/31/12</u>	12 Months Ending <u>3/31/12</u>	3 Years Ending <u>3/31/12</u>	5 Years Ending <u>3/31/12</u>	Since Inception	Inception Date
FIXED INCOME								
Gross of Fees	-0.56%	0.96%	5.85%	8.17%	9.13%	6.45%	6.98%	
Net of Fees	-0.56%	0.94%	5.80%	8.08%	9.05%	6.40%	5.81%	
Fixed Income Benchmark	-0.55%	0.30%	5.30%	7.71%	6.83%	6.25%	5.66%	
Northern Trust 11/1993								
Gross of Fees	-0.80%	0.11%	5.97%	8.42%	7.11%	6.37%	6.21%	
Net of Fees	-0.80%	0.11%	5.97%	8.42%	7.10%	6.37%	6.20%	
BC Government/Credit Index	-0.86%	0.08%	6.07%	8.53%	7.09%	6.26%	6.18%	
Garcia Hamilton 8/2010								
Gross of Fees	0.06%	2.88%	5.43%	7.37%	N/A	N/A	4.64%	
Net of Fees	0.06%	2.83%	5.32%	7.21%	N/A	N/A	4.49%	
BC Aggregate Index	-0.55%	0.30%	5.30%	7.71%	6.83%	6.25%	4.46%	
LM Capital 10/2004								
Gross of Fees	-0.50%	0.73%	5.46%	8.18%	7.16%	6.84%	5.56%	
Net of Fees	-0.50%	0.69%	5.33%	8.00%	6.97%	6.64%	5.36%	
BC Aggregate Index	-0.55%	0.30%	5.30%	7.71%	6.83%	6.25%	5.33%	

(Fixed Income continued on next page)

**Chicago Teachers' Pension Fund
Investment Manager Performance Report
Fixed Income**
Reporting for the Period ending March 31, 2012

	<u>Month Ending 3/31/12</u>	<u>3 Months Ending 3/31/12</u>	<u>Fiscal YTD Ending 3/31/12</u>	<u>12 Months Ending 3/31/12</u>	<u>3 Years Ending 3/31/12</u>	<u>5 Years Ending 3/31/12</u>	<u>Since Inception</u>	<u>Inception Date</u>
FIXED INCOME								
Pugh Capital Mgmt								8/2010
Gross of Fees	-0.35%	1.06%	5.97%	8.63%	N/A	N/A	5.18%	
Net of Fees	-0.35%	1.01%	5.75%	8.35%	N/A	N/A	4.96%	
BC Aggregate Index	-0.55%	0.30%	5.30%	7.71%	6.83%	6.25%	4.46%	
Taplin, Canida & Habacht								10/2004
Gross of Fees	-0.30%	1.59%	6.56%	8.90%	9.97%	5.48%	4.96%	
Net of Fees	-0.30%	1.55%	6.44%	8.73%	9.79%	5.31%	4.79%	
BC Aggregate Index	-0.55%	0.30%	5.30%	7.71%	6.83%	6.25%	5.33%	
Western Asset								1/2003
Gross of Fees	-0.28%	2.39%	5.51%	7.44%	13.88%	6.44%	6.25%	
Net of Fees	-0.28%	2.36%	5.43%	7.26%	13.70%	6.25%	6.06%	
BC Aggregate Index	-0.55%	0.30%	5.30%	7.71%	6.83%	6.25%	5.22%	

Chicago Teachers' Pension Fund
Investment Manager Performance Report
Hedge Funds

Reporting for the Period ending March 31, 2012

	Month Ending <u>3/31/12</u>	3 Months Ending <u>3/31/12</u>	Fiscal YTD Ending <u>3/31/12</u>	12 Months Ending <u>3/31/12</u>	3 Years Ending <u>3/31/12</u>	5 Years Ending <u>3/31/12</u>	Since Inception	Inception Date
HEDGE FUNDS								
Gross of Fees	0.65%	3.87%	-1.28%	-2.08%	N/A	N/A	2.98%	
Net of Fees	0.65%	3.87%	-1.28%	-2.08%	N/A	N/A	2.98%	
T-Bill + 5%	0.43%	1.26%	3.78%	5.07%	N/A	N/A	5.11%	
K2 Advisors								9/2009
Gross of Fees	0.91%	4.52%	-0.06%	-1.54%	N/A	N/A	3.09%	
Net of Fees	0.91%	4.52%	-0.06%	-1.54%	N/A	N/A	3.09%	
T-Bill + 5%	0.43%	1.26%	3.78%	5.07%	N/A	N/A	5.11%	
Mesirow Absolute Return								10/2009
Gross of Fees	0.04%	2.99%	-1.38%	-1.79%	N/A	N/A	2.89%	
Net of Fees	0.04%	2.99%	-1.38%	-1.79%	N/A	N/A	2.89%	
T-Bill + 5%	0.43%	1.26%	3.78%	5.07%	N/A	N/A	5.11%	
Pluscios								12/2010
Gross of Fees	1.67%	4.58%	-4.41%	-4.44%	N/A	N/A	1.41%	
Net of Fees	1.67%	4.58%	-4.41%	-4.44%	N/A	N/A	1.41%	
T-Bill + 5%	0.43%	1.26%	3.78%	5.07%	N/A	N/A	5.10%	
HFRX Gbl Hdge Fd Idx	-0.02%	3.14%	-3.97%	-6.38%	3.65%	-2.46%	-2.87%	

Chicago Teachers' Pension Fund
Investment Manager Performance Report
Real Estate Investment Trust (REITs)
Reporting for the Period ending March 31, 2012

	Month Ending <u>3/31/12</u>	3 Months Ending <u>3/31/12</u>	Fiscal YTD Ending <u>3/31/12</u>	12 Months Ending <u>3/31/12</u>	3 Years Ending <u>3/31/12</u>	5 Years Ending <u>3/31/12</u>	Since Inception	Inception Date
REAL ESTATE								
Gross of Fees	0.46%	1.47%	7.15%	12.10%	-0.09%	-2.94%	5.76%	
Net of Fees	0.46%	1.32%	6.68%	11.45%	-0.36%	-3.21%	5.48%	
NFI-ODCE Equal Weight Index	0.85%	2.56%	8.87%	13.62%	2.24%	-1.69%	4.98%	
REITs								
Gross of Fees	1.83%	13.17%	1.80%	4.89%	36.44%	-2.00%	10.81%	
Net of Fees	1.83%	13.06%	1.49%	4.47%	35.75%	-2.29%	10.65%	
NAREIT	4.41%	10.36%	7.60%	10.69%	40.15%	-0.70%	10.25%	
Adelante 4/1990								
Gross of Fees	5.60%	11.02%	10.44%	14.84%	44.59%	-1.50%	2.77%	
Net of Fees	5.60%	10.89%	10.00%	14.23%	43.88%	-1.79%	2.50%	
NAREIT Equity Index	4.84%	10.49%	8.15%	11.29%	42.21%	-0.12%	4.52%	
Morgan Stanley 4/1990								
Gross of Fees	0.53%	14.48%	-1.30%	1.47%	31.52%	-3.26%	10.14%	
Net of Fees	0.53%	14.32%	-1.76%	0.85%	30.64%	-3.65%	9.50%	
EPRA/NAREIT Dev REIT Index	1.21%	12.90%	0.24%	3.19%	31.46%	-4.12%	8.44%	
Urdang**** 4/1990								
Gross of Fees	1.14%	12.81%	0.69%	3.43%	39.22%	0.47%	10.76%	
Net of Fees	1.14%	12.81%	0.69%	3.43%	38.88%	0.32%	10.65%	
Urdang Benchmark	1.21%	12.90%	0.24%	3.19%	38.40%	-1.73%	8.99%	

****Urdang Benchmark reflects the NAREIT Equity Index through 6/30/02 and EPRA/NAREIT Dev REIT Index thereafter.

Chicago Teachers' Pension Fund
Diversity Report
MWDBE Investment Manager Usage
(in millions of dollars)

Reporting for the Period ending March 31, 2012

MWDBE Alternative Managers	Month Ending					
	3/31/12	2011	2010	2009	2008	2007
Adelante	\$70.2	\$63.8	\$59.7	\$33.9	\$73.6	\$49.8
Capri (\$45 million)	5.3	5.0	17.2	13.4	25.0	21.8
DV Urban (\$25 million)	11.3	11.9	15.4	8.0	4.9	3.5
Franklin Templeton (\$40 million)	8.5	5.5	-	-	-	-
Hispania (\$15 million)	5.3	4.4	3.0	1.0	-	1.2
Hudson Realty (\$25 million)	20.5	19.9	11.2	-	-	-
ICV Capital (\$7.5 million)	4.4	5.9	3.9	3.3	1.3	0.8
M2 ILPEFF (\$25 million)	12.6	13.7	18.3	10.6	8.8	4.5
M2 - MPEFF (\$10 Million)	6.7	6.3	-	-	-	-
Palladium (\$7.5 million)	6.2	6.1	5.4	3.4	3.1	2.9
Pharos (\$7.5 million)	8.4	8.2	7.6	5.7	3.9	3.2
Syncom (\$7.5 million)	4.8	4.5	3.9	2.8	1.4	0.7
Urban America (\$25 million)	14.3	14.3	13.8	16.0	9.3	3.6
Total Assets - Minority Owned Alternative Managers	\$178.5	\$169.5	\$159.4	\$98.1	\$131.3	\$92.0
Pluscios Management	25.5	24.3	25.0	-	-	-
Total Assets - Women Owned Alternative Managers	\$25.5	\$24.3	\$25.0	\$0.0	\$0.0	\$0.0
Total Assets - MWDBE Alternative Managers	\$204.0	\$193.8	\$184.4	\$98.1	\$131.3	\$92.0

Chicago Teachers' Pension Fund
Diversity Report
MWDBE Investment Manager Usage
(in millions of dollars)

Reporting for the Period ending March 31, 2012

MWDBE Equity Managers	Month Ending					
	3/31/12	2011	2010	2009	2008	2007
Apex	\$21.5	\$18.4	\$18.2	\$30.5	\$33.5	\$32.8
Ariel	121.5	105.9	120.3	119.6	168.8	237.9
Ativo Capital	21.9	20.0	25.8	16.7	22.9	16.7
Herndon Capital	118.7	103.3	87.0	59.1	75.6	65.7
Attucks (Manager-of-Managers)	-	-	-	\$0.1	-	-
Brown Capital	11.7	10.3	16.6	12.8	13.6	16.9
Channing	79.8	70.4	67.4	50.0	21.3	29.7
Credo	110.2	97.3	63.3	50.0	17.0	6.4
Decatur Capital	15.8	13.9	12.3	9.7	-	-
Denali	23.5	21.4	21.6	16.2	15.4	17.9
Earnest Partners	446.6	402.9	180.9	70.4	104.1	108.4
Fortaleza	27.9	24.1	18.1	14.4	22.9	24.2
GW Capital	14.6	13.6	9.0	6.5	5.8	6.7
Holland	224.7	196.6	172.2	103.1	134.6	142.3
John Hsu Capital	11.9	10.6	19.3	-	-	-
Leading Edge (Manager-of-Managers)	-	-	-	-	-	-
Lombardia	289.8	282.1	260.4	109.2	164.7	191.1
MarVista Capital	28.9	25.7	46.7	34.5	-	-
NCM Capital	29.2	26.0	27.8	3.9	5.9	14.5
Paradigm	25.7	23.0	22.9	17.1	23.6	28.0

(MWDBE Equity Managers continued on next page)

Chicago Teachers' Pension Fund
Diversity Report
MWDBE Investment Manager Usage
(in millions of dollars)

Reporting for the Period ending March 31, 2012

MWDBE Equity Managers (continued)	Month Ending					
	3/31/12	2011	2010	2009	2008	2007
Piedmont	\$153.5	\$134.7	\$142.9	\$104.3	\$153.8	\$118.4
Profit	29.2	25.4	25.3	15.7	40.0	39.9
Progress (Manager-of-Managers)	-	-	-	108.0	-	-
RhumbLine	<u>394.6</u>	<u>661.1</u>	<u>777.0</u>	<u>562.7</u>	<u>701.4</u>	<u>504.1</u>
Total Assets - Minority Owned Equity Managers	\$2,201.4	\$2,286.7	\$2,135.0	\$1,601.7	\$1,868.5	\$1,708.2
Campbell Newman	\$10.3	\$9.5	\$9.1	\$6.3	-	-
Cheswold Lane	-	14.7	14.1	-	-	-
GlobeFlex Capital	-	-	-	13.0	21.1	23.6
Howland	-	-	-	2.1	18.7	21.3
Kenwood	-	-	-	-	0.0	8.6
Locke Capital	-	-	-	14.9	25.8	27.3
New Amsterdam	0.0	181.3	185.2	185.5	255.9	294.7
Nicholas	6.9	65.0	68.5	3.8	-	-
Opus	-	-	-	-	4.6	4.2
Redwood Investments	29.9	28.5	29.2	12.2	14.2	-
Rutland	-	-	-	-	8.4	9.7
Zevenbergen	<u>88.6</u>	<u>77.4</u>	<u>84.3</u>	<u>53.1</u>	<u>68.4</u>	<u>71.5</u>
Total Assets - Women Owned Equity Managers	\$135.7	\$376.4	\$390.4	\$290.9	\$417.1	\$460.9
Total Assets - MWDBE Equity Managers	\$2,337.1	\$2,663.1	\$2,525.4	\$1,892.6	\$2,285.6	\$2,169.1

Chicago Teachers' Pension Fund
Diversity Report
MWD BE Investment Manager Usage
(in millions of dollars)

Reporting for the Period ending March 31, 2012

MWD BE Fixed Income Managers	Month Ending					
	3/31/12	2011	2010	2009	2008	2007
Smith Graham	-	-	-	-	-	62.6
Garcia Hamilton Capital	80.0	77.9	73.4	-	-	-
LM Capital	129.3	129.6	124.3	65.0	63.9	62.3
Total Assets - Minority Owned Fixed Income Managers	\$209.3	\$207.5	\$197.7	\$65.0	\$63.9	\$62.3
Pugh Capital	80.3	79.8	73.2	-	-	-
Taplin, Canida & Habacht**	-	-	-	-	<u>115.9</u>	<u>119.7</u>
Total Assets - Women Owned Fixed Income Managers	\$80.3	\$79.8	\$73.2	\$0.0	\$115.9	\$119.7
Total Assets - MWD BE Fixed Income Managers	\$289.6	\$287.3	\$270.9	\$65.0	\$179.8	\$182.0

Total Fund	\$9,698.5	\$9,216.9	\$9,941.2	\$8,367.1	\$11,443.6	\$12,757.5
Total Fund MWD BE Assets	\$2,830.7	\$3,144.2	\$2,980.7	\$2,055.7	\$2,596.7	\$2,443.1
MWD BE Active	\$2,436.1	\$2,483.1	\$2,203.7	\$1,493.0	\$1,895.3	\$1,939.0
MWD BE Assets as % of Total Fund	29%	34%	33%	27%	24%	23%
MWD BE Assets as % of Active Assets	34%	37%	33%	29%	25%	26%

** On December, 2008 - Taplin, Canida & Habacht was acquired by a non-minority firm.

Chicago Teachers' Pension Fund
Diversity Report
Current MWDBE Allocation vs. Target MWDBE Allocation

(in millions of dollars)

Reporting for the Period ending March 31, 2012

	Market Value	Total Class Assets	% of Asset Class	Target Allocation	Allocation Difference
Total Fund Assets	\$ 2,830.7	\$ 9,698.5	29%	20%	9%
Total Active Assets	\$ 2,436.1	\$ 7,088.0	34%	25%	9%
Total MWDBE Equity	\$ 2,337.1	\$ 5,925.0	39%	30%	9%
Total Minority Equity	\$ 2,201.4	\$ 5,925.0	37%	25%	12%
Total Women Equity	\$ 135.7	\$ 5,925.0	2%	5%	(3%)
Total Disabled Equity	\$ -	\$ 5,925.0	0%	0%	0%
Total MWDBE Fixed Income	\$ 289.6	\$ 1,881.0	15%	15%	0%
Total Minority Fixed Income	\$ 209.3	\$ 1,881.0	11%	12%	(1%)
Total Women Fixed Income	\$ 80.3	\$ 1,881.0	4%	3%	1%
Total Disabled Fixed Income	\$ -	\$ 1,881.0	0%	0%	0%
Total MWDBE Alternatives	\$ 204.0	\$ 1,840.8	11%	10%	1%
Total Minority Alternatives	\$ 178.5	\$ 1,840.8	10%	10%	(0%)
Total Women Alternatives	\$ 25.5	\$ 1,840.8	1%	0%	1%
Total Disabled Alternatives	\$ -	\$ 1,840.8	0%	0%	0%

Chicago Teachers' Pension Fund
Illinois Based Investment Managers
(In millions of dollars)
Reporting for the Period ending March 31, 2012

	MV as of 3/12	2011	2010	2009
Adams Street	\$72.2	\$72.2	\$68.0	\$63.3
Ariel Capital Management	105.9	105.9	120.4	131.4
Attucks Asset Management	198.4	175.3	176.2	152.7
Fortaleza Asset Management ¹	see below	see below	see below	see below
Capri Capital Partners	5.3	5.0	4.7	5.8
Channing Capital Management	79.8	70.4	74.6	63.3
DV Urban	11.3	12.0	15.4	16.1
Harris Investment Management	292.8	263.9	278.5	194.2
Hispania Capital Partners	4.5	4.5	3.0	1.9
Holland Capital Management	224.7	196.6	190.1	0.0
Leading Edge Investment Advisors	n/a	n/a	n/a	n/a
Ativo Capital Management ²	21.9	20.0	22.3	18.7
Mesirow	155.4	155.4	143.0	131.6
Muller & Monroe Asset Management	20.0	20.0	18.3	12.3
Northern Trust Corporation	1832.6	1,832.6	2,142.1	1,494.5
Pluscios Management	25.5	24.4	25.0	128.1
Progress Investment Management	n/a	n/a	n/a	n/a
Ativo Capital Management ²	0.0	0.0	3.5	2.9
Fortaleza Asset Management ²	13.2	11.5	8.2	6.2
Walton Street Capital	66.7	66.7	51.9	41.0
William Blair & Company	534.0	534.0	567.7	213.4
Total	\$3,664.2	\$3,570.4	\$3,913.0	\$2,677.5
IL Managed Assets as % of Total Fund	38%	39%	39%	29%

¹Fortaleza Asset Management is a sub-advisor in the Attucks Asset Management Manager-of-Manager program. Both firms are located in Chicago. Therefore Fortaleza's assets are reported as part of Attucks' Total Market Value.

²Ativo Capital Partners and Fortaleza Asset Management are IL based sub-advisors in a Manager-of-Managers program where the Manager-of-Manager is not IL based.

Chairperson Ward moved the Report of the Committee on Investments to the omnibus.

REPORT OF THE COMMITTEE ON CLAIMS AND SERVICE CREDITS

Application for Pensions

The Committee on Claims and Service Credits reported that applications for pensions are presented for persons, hereinafter listed, with the recommendations that they be approved and granted in the amount and under the conditions set forth herewith.

In the case of each applicant for service and disability pension, the employment of the teacher has terminated, the legally prescribed minimum years of teaching service were completed and requirements with respect to age, the Illinois Retirement Systems Reciprocal Act (if applicable) and the Illinois Pension Code were fulfilled.

Each applicant for a survivor's or reversionary pension furnished proper evidence of his/her right to receive such benefit.

Optional Service Retirement Pensions

04/01/2012 through 4/30/2012

Name of Member	School or Final Status	Ist Check Date	Years of Service	Effective Date	Annual Pension
BABA, ROBIN L.....	FORMER TEACHER.....	04-02-2012	16.33	02-22-2012	10,575.84
BALLOWE, DIANE S.....	ARMSTRONG G.....	04-02-2012	5.00	03-07-2012	6,064.56
* BILLUPS, VANICE E.....	C-W EDUC GENERAL.....	04-02-2012	31.55	08-30-2009	36,135.36
* CARROLL, WILLIAM M.....	FORMER TEACHER.....	04-02-2012	9.37	12-08-2011	5,075.04
COOPER, MITCHELL B.....	CRANE ACHIEVE ACA.....	04-02-2012	6.71	05-20-2010	7,356.96
FLORSHEIM, CYNTHIA LOUISE.....	SMYTH.....	04-02-2012	6.80	03-14-2012	4,982.04
* GLAB, GREGORY EDWARD.....	GAGE PARK H S.....	04-02-2012	18.34	12-18-2011	31,444.20
* GNALL, JEAN ANN.....	MOLLISON.....	04-02-2012	19.39	01-12-2012	35,010.48
* HOGAN, MICHAEL KEVIN.....	CLEMENTE COMM ACA.....	04-01-2012	40.12	01-15-2012	58,526.40
* JACKSON HALL, THERESSA.....	SAYRE LANG ACAD.....	04-02-2012	32.90	02-12-2012	43,217.88
* JOHNSON, BARBARA J.....	C-W EDUC GENERAL.....	04-02-2012	7.75	02-22-2012	12,348.72
* MARQUEZ-RIVERA, CARMEN NILDA.....	CURIE METRO H S.....	04-02-2012	34.54	01-01-2012	60,625.68
* MCCLOWRY, LORRAINE MARY.....	STEVENSON.....	04-02-2012	12.87	03-04-2012	21,744.24
* MCLAUGHLIN, MARTHA ANN.....	C-W SPEC SVCS SUP.....	04-02-2012	25.74	01-15-2012	41,358.60
* MCNALLY, PATRICIA MARY.....	KINZIE SCHOOL.....	04-01-2012	20.01	03-11-2012	24,932.16
* NELSON, GLENN PAUL.....	C-W EDUC GENERAL.....	04-02-2012	21.23	02-12-2012	39,190.56
* OLSON, MARY PATRICIA.....	C-W EDUC GENERAL.....	04-02-2012	23.51	03-11-2012	40,172.64
* POPE, DEBORAH ANNE.....	GAGE PARK H S.....	04-02-2012	21.91	03-09-2012	54,845.52
POWELL, DORIS BEATRICE.....	C-W SPEC SVCS SUP.....	04-02-2012	20.88	10-15-2010	35,682.84
* SCHEFFEL, JOHN.....	HAWTHORNE ACAD.....	04-02-2012	38.31	03-07-2012	56,103.24
* STEWART, MICHAEL ERNEST.....	MARINE MILITARY ACA.....	04-02-2012	5.29	03-27-2012	12,308.76
WASHINGTON, MOSE.....	C-W EDUC GENERAL.....	04-02-2012	28.33	12-13-2010	23,970.48

Count of Optional Retirement Pensions: 22

Total Optional Retirement Pensions:

661,672.20

Average Pension:

30,076.01

Average Service Years:

20.31

* denotes preliminary pension

Pensions Finalized
04/01/2012 through 4/30/2012

Name of Member	School or Final Status	1st Check Date	Years of Service	Effective Date	Annual Pension
ALEXANDER, PATRICIA ANN	MOLLISON	08-01-2011	21.81	04-2012	38,888.88
ALI, TAGHARID SAYED	HURLEY	07-01-2011	27.06	04-2012	52,554.00
ANDERSON, MYRNA AMOY	C-W EDUC GENERAL	11-01-2011	29.46	04-2012	35,420.52
ANDERSON-MOON, DARLENE YVETTE	WELLS PREP.	08-01-2011	34.21	04-2012	91,591.68
ARBOR, DEBORAH LOIS	CALDWELL	12-01-2008	32.03	04-2012	43,465.08
ARMSTRONG, VIVIAN SHARONE	CLARK MIDDLE	10-03-2011	39.01	04-2012	69,395.28
ASKEW, CATHERINE JOAN	REAVIS	09-01-2011	23.70	04-2012	41,822.40
ASLAM, PARVEEN HAMEED	VON STEUBEN METRO	01-03-2012	8.16	04-2012	7,796.04
ATRIA, SONIA MARITZA	NORTH-GRAND H.S.	07-01-2011	33.98	04-2012	65,903.16
AUSTIN, CURTIS	LATHROP	09-01-2011	21.48	04-2012	37,665.84
BAHAM, VELMA LOUISE	HUGHES/DAVIS	09-01-2011	19.09	04-2012	34,186.80
BAKER, SANDRA KAY	TAYLOR	10-03-2011	23.47	04-2012	40,453.92
BALLARD, ROBERT SARGENT	SIMPSON ACADEMY	09-01-2011	22.51	04-2012	41,439.96
BARAN, JEANINE	HUBBARD H S	07-01-2011	34.70	04-2012	61,689.48
BEACH, AMBRA EVANTOR	AREA INS OFFICE 1	01-03-2012	38.64	04-2012	83,257.44
BENGTSON, PAMELA C	BROWNELL	11-01-2011	15.51	04-2012	25,236.12
BENJAMIN, MARILYN BETH	AREA INS OFFICE 1	12-01-2011	36.64	04-2012	86,659.08
BOLLO, MARCIA ANN	ARMSTRONG G.	09-01-2011	22.55	04-2012	41,584.44
BOXTON, BARBARA LAFON	C-W EDUC GENERAL	08-01-2011	35.02	04-2012	67,143.24
BROWN, CHARLES ALBERT	C-W EDUC GENERAL	02-01-2012	30.99	04-2012	35,963.28
BURTON, SARAH JANE	SUB POSTAL SERVICE	11-01-2005	22.86	04-2012	24,567.36
CARRIDINE, SANDRA JEANNE	HAMLIN BR	07-01-2011	10.61	04-2012	16,319.28
CAZARES, JESUS JOSE	EBERHART	08-01-2011	32.00	04-2012	39,983.16
CESAS, DANUTE	WHITNEY	08-01-2011	36.30	04-2012	62,859.72
CLINE, ANN ELIZABETH	AREA INST OFFICE	09-01-2011	16.26	04-2012	30,995.88
COOK, SHIRLEY CHERIE	HAUGAN	07-01-2011	23.50	04-2012	40,325.64
CORKER DEBERRY, JETAUN E	GWENDOLYN BROOKS	07-01-2011	34.24	04-2012	68,389.32
CORREA, CARLOS R	M McNAIR ACAD CTR	08-01-2011	12.35	04-2012	17,144.76
COUNCIL, DORIS JEANNETTE	PULASKI ACADEMY	07-01-2011	34.45	04-2012	64,671.60
CROSS, DIANNE	MCKAY	01-03-2011	20.92	04-2012	35,989.68
CROWE, PATRICIA ELIZABETH	FARNSWORTH	07-01-2011	24.33	04-2012	48,997.08
CUNIGAN, DELORISE M	C-W SPEC SVCS SUP	10-03-2011	34.41	04-2012	71,151.72
DAVIS, ERNESTINE C	MANN	08-01-2011	29.86	04-2012	59,055.24
DAVIS, HELEN M	TILDEN H S	10-02-2006	33.95	04-2012	55,800.72
DEPARTIDA, GUADALUPE MONTERO	BRIGHT	07-01-2011	22.93	04-2012	38,815.08

DIAZ, ANA	NORTH-GRAND H.S.	07-01-2009	20.34	04-2012	33,242.52
DOLEZAL, DONALD JOSEPH	ARIEL COMM	08-01-2011	13.61	04-2012	20,493.00
DOMRES, CATHERINE B	C-W SPEC SVCS SUP	09-01-2011	39.48	04-2012	77,271.00
DONES, LUISA M.	BRIGHTON PARK	07-01-2008	20.94	04-2012	33,892.44
DUEL, LUZ AMANDA	REILLY	07-01-2011	34.30	04-2012	60,931.32
DUGAN, GERALD VINCENT	MARSH	08-02-2010	36.84	04-2012	111,019.68
DUGAN, IRAIDA B.	MARSH	07-01-2011	36.14	04-2012	68,384.76
DWORAK, MICHAEL JOSEPH	WELLS HS	10-03-2011	24.39	04-2012	31,538.64
ELLIS, GLENDA ANN	BEETHOVEN	09-01-2011	25.15	04-2012	47,658.36
ELLIS, WILLIE JAMES	LAWRENCE	09-01-2011	26.84	04-2012	50,527.20
ERIKSON, WALTER STANLEY	LANE TECH H S	07-01-2011	44.16	04-2012	60,871.56
ESPINOSA, GLORIA ROSA	C-W EDUC GENERAL	09-01-2011	33.99	04-2012	103,409.28
FELTUS, DOROTHY M.	CHALMERS	11-01-2011	40.36	04-2012	63,528.36
FLORSHEIM, CYNTHIA LOUISE	SMYTH	04-02-2012	6.80	04-2012	4,982.04
FULLILOVE, FRANCES LOUISE	AREA INST OFFICE	08-01-2011	36.14	04-2012	92,632.92
GADDIS, LINDA DIANE	LAVIZZO ELEMENTAR	07-01-2011	20.85	04-2012	26,937.60
GATLIN, WENDELLEEN	WARD LAURA	09-01-2011	33.96	04-2012	65,487.12
GAY, KIM AVIS	C-W EDUC GENERAL	08-01-2011	33.77	04-2012	40,538.76
GIBBS, ANN FRANCES	C-W SPEC SVCS SUP	11-01-2011	17.10	04-2012	29,546.52
GIBBS, CASSANDRA	C-W EDUC GENERAL	07-01-2010	24.15	04-2012	43,545.84
GILBERT, LORETTA	MANLEY CAREER ACA	10-03-2011	26.72	04-2012	52,732.44
GREVE, MARGARET JEAN	GRESHAM	07-01-2011	18.28	04-2012	31,288.44
HALL, KATHLEEN RITA	GOETHE	07-01-2011	25.29	04-2012	50,487.60
HALL, WINSTON CHARLES	C-W SPEC SVCS SUP	08-01-2011	35.10	04-2012	66,854.04
HAMLIN, PAMELA F.	SONGHAI	08-01-2011	24.60	04-2012	38,626.68
HANEY, ELIZABETH	BROWN	07-01-2011	23.23	04-2012	46,419.24
HARRELL, ROSETTA	ALDRIDGE	07-01-2011	23.21	04-2012	41,001.96
HARRIS, CALVIN LAMAR	PENN	08-01-2011	35.38	04-2012	57,130.80
HAYWOOD, DIANA BUFORD	C-W EDUC GENERAL	07-01-2011	23.61	04-2012	39,342.12
HEATH, DEBORAH CHRISTINE	FERNWOOD	08-01-2011	39.48	04-2012	110,402.04
HERNANDEZ, MARY LOUISE	MOZART	07-01-2011	19.01	04-2012	32,171.16
HERNANDEZ, RITA DIANE	GAGE PARK H S	07-01-2011	35.73	04-2012	63,152.64
HERRAN, MIGUEL R.	MOOS	08-01-2011	35.79	04-2012	63,378.60
HILL, EDITH NAYDINE	MORRILL	08-01-2011	36.61	04-2012	61,689.12
HOLTZCLAW, SUSAN DENISE	C-W FINANCE GENL	07-01-2011	34.00	04-2012	62,247.60
HUDSON, CAROLINE J	C-W SPEC SVCS SUP	08-03-2009	14.92	04-2012	22,635.48
HUNT, DEARIA	MCDOWELL SCHOOL	08-01-2011	32.70	04-2012	57,416.88
HUTCHINSON, JUANITA	BEST PRACTICE H S	07-01-2011	42.84	04-2012	69,671.40
INGRAM, LAWRENCE	RYDER	08-01-2011	38.11	04-2012	68,264.88
JACKSON, MARY BURTON	HUBBARD H S	07-01-2011	21.72	04-2012	48,735.48

JAMES, VAN EARL	TILL, EMMITT	07-01-2011	25.39	04-2012	40,687.80
JANISZEWSKI, RITA ANN	SAUCEDO SCHOL ACA	07-01-2011	33.54	04-2012	59,883.72
JOHNSON, FRANCINE ELIZABETH JEAN	C-W EDUC GENERAL	08-01-2011	24.39	04-2012	30,366.84
JOHNSTON, CONSTANCE JO	CHICAGO AGR H S	07-01-2011	14.65	04-2012	24,397.56
LABOY, JUANITA	CHAPPELL	07-01-2011	14.00	04-2012	23,457.00
LAKE, SHANNA ANGELA	HUGHES/DAVIS	08-01-2011	25.33	04-2012	40,563.00
LEWIS, DEBORAH ALLIDA	WEST PULLMAN	08-01-2011	37.88	04-2012	67,588.08
LEWIS, DEBORAH ANN	DYETT HIGH SCHOOL	11-01-2011	16.43	04-2012	29,941.32
LURKS, PATRICIA MEDLIN	PICCOLO ELEMENTAR	08-01-2011	33.55	04-2012	48,070.68
MACHARRIE, JAMES C	LAKE VIEW H S	05-02-2011	7.00	04-2012	10,375.08
MADDEN, AZELL	C-W EDUC GENERAL	11-01-2011	8.10	04-2012	12,299.64
MAHONEY-MCGOWAN, ANITA MARIE	EBINGER	02-01-2012	11.40	04-2012	18,497.04
MARTIN, JANET ELLEN	CASALS PABLO	08-01-2011	26.86	04-2012	52,046.40
MCCLINTON, REGGEE MAYS	C-W SPEC SVCS SUP	08-02-2010	20.58	04-2012	47,167.32
MCCORMICK, EMMA	PERS-SALARY ADMIN	10-01-2006	34.04	04-2012	71,498.40
MCCOY, MARGUERITE E	C-W SPEC SVC IN/A	07-01-2011	33.31	04-2012	61,426.92
MCMAHON, JAY ALAN	KELLY H S	10-03-2011	7.05	04-2012	8,079.12
MENDEZ, MANUEL L	C-W SPEC SVCS SUP	09-01-2011	23.01	04-2012	38,070.84
MONTGOMERY, CLARENCE	C-W EDUC GENERAL	10-01-2011	13.86	04-2012	21,396.12
MORRIS, ANITA CLEATRICE	CALHOUN NORTH	10-03-2011	33.20	04-2012	50,399.04
MOSS, BETTY J	C-W EDUC GENERAL	10-03-2011	15.41	04-2012	25,146.00
MYRICK, GEORGIA	OGLESBY	02-01-2012	24.74	04-2012	42,046.92
NAKAMURA, JOYCE	STONE ACAD	08-01-2011	34.86	04-2012	106,537.80
NALLS-COBB, EARSEAN	SPENCER	07-01-2009	25.98	04-2012	40,884.72
NIELSEN, KATHERINE MARY	GUNSAULUS ACADEMY	08-01-2011	33.01	04-2012	58,565.16
NIX, SHARON	TILDEN ACHIEVE AC	07-01-2011	34.71	04-2012	64,207.80
NORRELL, ANTOINETTE LOUISE	AREA INS OFFICE 1	11-01-2011	26.52	04-2012	63,940.68
ONEAL, JACQUELINE	C-W EDUC GENERAL	11-01-2011	29.43	04-2012	38,479.20
OWENS, EVELYN	C-W SPEC SVCS SUP	08-01-2011	18.14	04-2012	33,689.64
OWENS, LILLIE M	C-W EDUC GENERAL	07-01-2008	29.88	04-2012	43,571.52
PAINTER, ALICE LORRAINE	OFFICE OF AREA IN	08-01-2011	30.09	04-2012	80,950.92
PALMER, ELIZABETH ANN	C-W EDUC GENERAL	09-01-2011	5.73	04-2012	2,234.88
PARHAM, ANN COLLEEN	CALDWELL	02-01-2011	12.30	04-2012	22,027.68
PASCHAL, JUDITH MARIE	C-W EDUC GENERAL	07-01-2011	23.22	04-2012	34,073.16
PHELPS, MIRIAM ALISON	JEFFERSON N	10-03-2011	29.18	04-2012	65,109.00
PITTS, SHIRLEY ANN	C-W SPEC SVCS SUP	08-01-2009	35.08	04-2012	75,736.08
POWELL, PRISCILLA SANDRA	C-W EDUC GENERAL	11-01-2011	16.90	04-2012	14,334.84
RICHARDSON-PERKINS, VALERIE RACHELLE	WARD LAURA	08-01-2008	30.00	04-2012	43,248.00
RICHMOND, KAREN VANESSA	BURBANK	01-03-2012	34.20	04-2012	52,545.24
RILEY, PERRY GENE	HIBBARD	07-01-2011	25.02	04-2012	44,605.32

ROBERTS, KATHLEEN ELIZABETH.....	C-W EDUC GENERAL.....	07-01-2011	27.42	04-2012	49,012.08
ROBINSON, ANNETTE.....	C-W EDUC GENERAL.....	07-01-2011	22.45	04-2012	35,268.48
RODRIGUEZ, MARIA ALICIA.....	DEPT OF LIBRARIES.....	08-01-2011	34.72	04-2012	89,112.12
ROGERS, PATRICIA ANN.....	ROSS.....	09-01-2011	27.97	04-2012	53,493.72
RUFFIN, DEBRA ANN.....	DUBOIS.....	08-01-2011	31.59	04-2012	56,723.88
RUFFIN, STEPHANIE DENISE.....	METCALFE COMM ACA.....	08-01-2011	38.46	04-2012	66,374.04
RUSSELL, LUCILLE.....	C-W EDUC GENERAL.....	07-01-2011	27.38	04-2012	52,850.88
SAWYER, DIANNE.....	ROBESON H S.....	11-01-2011	21.29	04-2012	34,666.08
SHEPPARD, CARLOTTA MARIA.....	BEST PRACTICE H S.....	07-01-2011	14.57	04-2012	20,908.32
SHIMKUS, LAURA E.....	C-W EDUC GENERAL.....	03-01-2011	33.10	04-2012	53,306.28
SIEGEL, VIRGINIA R.....	LATHROP.....	10-03-2011	42.18	04-2012	67,613.76
SIMPSON, DIANE.....	CHAPPELL.....	01-03-2012	24.34	04-2012	32,927.04
SMITH, BETTY JEAN.....	C-W EDUC GENERAL.....	08-01-2011	31.12	04-2012	48,997.56
SMITH, DENNIS LAMONT.....	GRISSOM.....	07-01-2008	34.88	04-2012	57,011.64
SOLIS, ROBELO HORTA.....	C-W EDUC GENERAL.....	05-01-2012	22.28	04-2012	33,091.56
SOTO, STEVEN.....	C-W EDUC GENERAL.....	11-01-2011	33.74	04-2012	50,601.00
STARKUS, DEBORAH.....	REINBERG.....	08-01-2011	36.02	04-2012	90,711.00
STEWART, DRUNITA.....	CHICAGO VOCATIONA.....	07-01-2011	34.99	04-2012	68,389.32
STONE-SMITH, LINDA DIANE.....	C-W EDUC GENERAL.....	11-01-2011	38.52	04-2012	95,921.04
THIGPEN-MORROW, SCHMETTA.....	C-W EDUC GENERAL.....	09-01-2011	25.45	04-2012	61,446.24
THOMAS, LARRY DARNELL.....	HIRSCH METRO H S.....	08-01-2011	21.72	04-2012	50,867.52
THOMPSON, JOHN DALE.....	SIMPSON ACADEMY.....	09-01-2011	9.06	04-2012	13,852.44
TODTLEBEN, ANN JEANETTE.....	MARSHALL MIDDLE.....	08-01-2011	15.10	04-2012	24,466.92
TRAHD, DENISE ALICE.....	C-W SPEC SVCS SUP.....	07-01-2010	34.70	04-2012	67,759.68
UDUEBOR, IRENE.....	C-W SPEC SVCS SUP.....	01-03-2012	23.06	04-2012	41,073.60
UNDERWOOD, PATRICIA J.....	EARLE.....	11-01-2011	14.52	04-2012	25,471.56
UWUMAROGIE, BENSON IGBINIDU.....	DUNBAR VOC H S.....	12-01-2010	27.00	04-2012	48,603.72
VASQUEZ, ARNULFO.....	HENRY.....	07-01-2011	18.61	04-2012	34,706.76
WARNER, PAULA.....	GUGGENHEIM.....	08-01-2011	24.71	04-2012	34,450.08
WATSON, PATRICIA P.....	SHOESMITH.....	08-01-2011	23.22	04-2012	70,109.64
WEBB, JAMES FRANKLIN.....	C-W EDUC GENERAL.....	10-03-2011	24.83	04-2012	43,301.04
WILLIAMS, FRED.....	MT VERNON.....	05-01-2012	14.69	04-2012	15,530.88
WILLIAMS, ROSALYN.....	HEFFERAN.....	08-01-2011	37.30	04-2012	62,814.84
WISER, ROBERT E.....	C-W EDUC GENERAL.....	08-01-2011	12.45	04-2012	7,844.76
WLEH, CHERYLL.....	CUFFE.....	08-01-2011	37.94	04-2012	61,306.44
YOHNKA, BARBARA K.....	FOREMAN H S.....	11-01-2011	12.97	04-2012	23,000.64
YOUNG, CAROL E.....	MARQUETTE, JAMES.....	08-01-2011	25.05	04-2012	46,692.24

Count of Pensions: 152

Total Optional Retirement Pensions: 7,325,695.68

Average Pension: 48,195.37

Average Service Years: 26.53

Reciprocal Pensions

04/01/2012 through 4/30/2012

Name of Member	School or Final Status	1st Check Date	Years of Service	Effective Date	Annual Pension
AGIC, MICHAEL PETER	SUB TEACHER POSTAL	04-02-2012	8.45	10-15-2011	9,037.68
* BROWN, WALTER R	C-W EDUC GENERAL	04-02-2012	14.26	02-26-2012	25,326.00
GENTILE, DEBORAH A	CHAPTER I 89-313	04-02-2012	1.07	03-10-2012	720.12
* GIL, MARIA NOEMI	HEDGES	04-02-2012	10.96	01-15-2012	12,748.32
GRAFF, EILEEN JUDITH	FORMER TEACHER	04-02-2012	3.00	03-15-2012	3,865.32
* HENCINSKI, DONNA JEAN	C-W SPEC SVCS SUP	04-02-2012	13.05	02-12-2012	22,463.04
* JAVARAS, BARBARA K	CHIEF AREA OFF 28 - ALT SCHLS	04-02-2012	20.40	10-23-2011	48,329.76
KROL, JOAN M	WASHINGTON H S	04-02-2012	13.62	02-01-2012	13,788.24
TRANNON, DARYL	SUB POSTAL SERVICE	04-02-2012	21.91	02-01-2012	33,801.24
* YATES, JEAN LESLIE	C-W EARLY CHILDHO	04-02-2012	31.39	01-29-2012	55,194.00
Count of Reciprocal Retirement Pensions: 10		Total Reciprocal Retirement Pensions:		225,273.72	
		Average Pension:		22,527.37	
		Average Service Years:		13.81	

Survivors' Pensions

04/01/2012 through 4/30/2012

Name of Member	1st Check Date	Years of Service	Effective Date	Annual Pension
ANANIA, MICHAEL ANGELO <i>(HUSBAND OF JOANNE B ANANIA)</i>	04-02-2012	1.53	03-01-2012	1,691.88
BENGTSON, EARL M. <i>(HUSBAND OF DELORIS H BENGTSON)</i>	04-02-2012	29.20	12-01-2011	18,082.32
BENNETT, RAYMOND J. <i>(HUSBAND OF JANICE M BENNETT)</i>	04-01-2012	20.70	12-01-2011	6,589.44
BRIGGS, ELSIE <i>(WIFE OF ALBERT A BRIGGS)</i>	04-02-2012	30.00	12-01-2011	32,711.28
BRILLE, JOAN ELLEN <i>(WIFE OF BERNARD J BRILLE)</i>	04-02-2012	19.90	02-01-2012	18,646.08

May 17

714

2012

BROWN, JULIA S.	04-02-2012	25.00	02-01-2012	14,969.64
<i>(WIFE OF ROBERT H BROWN)</i>				
COOK-CASHAW, ELLA M.	04-02-2012	36.30	02-01-2012	37,292.76
<i>(WIFE OF CHARLES E CASHAW)</i>				
KASS, DOLORES M.	04-02-2012	38.00	02-01-2012	28,874.88
<i>(WIFE OF JAMES S KASS)</i>				
LEWIS SR, HORACE	04-02-2012	39.04	02-01-2012	28,829.16
<i>(HUSBAND OF ROSALIND P LEWIS)</i>				
MCGEE, JOHN T.	04-02-2012	34.33	03-01-2012	32,034.48
<i>(HUSBAND OF ESTHER MCGEE)</i>				
MEYERS, RUTH DEVERA	04-02-2012	35.70	03-01-2012	26,295.12
<i>(WIFE OF HENRY L MEYERS)</i>				
NELSON, MARY THERESE	04-02-2012	38.10	03-01-2012	39,776.88
<i>(WIFE OF ROBERT E NELSON)</i>				
ROBSON, WILLA R.	04-02-2012	29.00	03-01-2012	31,704.36
<i>(WIFE OF CLARENCE J ROBSON)</i>				
SCHREMPF, CORINNE ANN	04-02-2012	33.57	03-01-2012	32,338.80
<i>(WIFE OF ROBERT M SCHREMPF)</i>				
WALKER, LULU M.	04-02-2012	36.10	02-01-2012	27,619.56
<i>(WIFE OF JOSEPH B WALKER)</i>				
WHITE, MARY JEAN.	04-02-2012	34.02	02-01-2012	25,725.36
<i>(WIFE OF JIMMIE RAY WHITE)</i>				
WILLIAMS, EMANUEL.	04-01-2012	31.30	02-01-2012	28,117.44
<i>(HUSBAND OF LAVERNE B WILLIAMS)</i>				

Count of Survivors' Pensions:	17	Total Survivors Pensions:	431,299.44
		Average Pension:	25,370.56
		Average Service Years:	30.11

Reversionary Pension

04/01/2012 through 04/30/2012

Name of Member	1st Check Date	Years of Service	Effective Date	Annual Pension
----------------	----------------------	------------------------	-------------------	-------------------

BRIGGS, ELSIE	04-02-2012	30.00	12-01-2011	2,880.00
<i>(WIFE OF ALBERT A BRIGGS)</i>				

Total Reversionary Pensions:	1	Total Reversionary Pension	2,880.00
		Average Pension:	2,880.00
		Average Service Years:	30.00

Summary of Pensions Granted
04/01/2012 through 4/30/2012

Type of Retirement Pension	At this Meeting	Annual
PENSIONS	22	926
RECIPROCAL	10	220
SURVIVOR	17	173
REVERSIONARY	1	2
TOTAL	152	876

Cancellation of Pensions

The Committee on Claims and Service Credits reported that pursuant to the law, the pensions of the following persons were cancelled upon the date of attainment of legal age. The Committee recommended that the cancellations shown below be confirmed and reported in the proceedings of this meeting.

04/01/2012 through 4/30/2012

Name of Member	Reason	Type of Pension	Rate of Pension	Date Cancelled
GUSTAFSON CHRISTOPHER FLORIN	EXCEED AGE LIMIT	SURVIVORSHIP - 2.2	200.00	04-30-2012
PERRY BRYNNE M SOTOMAYOR RAQUEL	EXCEED AGE LIMIT	SURVIVORSHIP - STEP	200.00	04-30-2012
ANEIDALY	EXCEED AGE LIMIT	SURVIVORSHIP - 2.2	150.00	04-30-2012
WITRY JOHN K	EXCEED AGE LIMIT	SURVIVORSHIP - 2.2	1,233.15	04-30-2012

Death Benefits

The Committee on Claims and Service Credits reported that documents pertaining to claims for death benefits were examined and verified, and recommended approval.

In support of these claims, the Committee reported that death benefits were for persons whose dates of death were certified and whose heirs, beneficiaries, administrators or executors furnished proper evidence to receive such payments.

04/01/2012 through 04/30/2012

SINGLE PAYMENT OF DEATH BENEFIT

DECEASED

BENEFICIARY

ANDERSON, FRANCES S	NANCY ANDERSON	1,666.66
ANDREWS, ROBERT L	ROBBIE MORENO	5,000.00
BALSEVICIS, LAWRENCE	JEFFREY BELL	2,500.00
	HILLARY GRANUM	2,500.00
BENDING, MARIANN L	ESTATE MARIANN L BENDING.....	10,000.00
BROWNE, JOHN G	RITA D KAHLE	5,000.00
BURACK, MARVIN D	CHERYL BURACK	2,500.00
	MITCHELL BURACK	2,500.00
BURGAN, ANTOINETTE M	THOMAS J BURGAN	1,250.00
	WILLIAM D BURGAN.....	1,250.00
BURTON, ERLIE P	WILLIAM D BURTON.....	1,250.00
CANNON, MARGUERITE E	DAVID M CANNON.....	1,666.67
CLEARY, ROSEMARY D	DR. MAUREEN CLEARY	833.34
	FRANCIS J CLEARY	833.34
	PATRICK CLEARY	833.34
	PETER CLEARY	833.33
	STEPHEN CLEARY	833.34
COCHRANE, RITA C	JULIE COCHRANE	2,500.00
	CHRISTINE MARIE COCHRANE	2,500.00
COLLINS, MARY L	JOHN J. COLLINS	5,000.00
COREY, ROSE B	GALE NUNN.....	5,000.00
CRONIN, JOHN	DONALD JOHNSSON	2,500.00
CULTRA, KEELEY	ASHLEY E CULTRA	2,000.00
	JUDITH C CULTRA	4,000.00
DAVIS-MORRISSEY, SHIRLEY D	BRITTANY L DAVIS	1,666.67
	HERMAN M DAVIS	1,666.66
	GARY J MORRISSEY	1,666.67
DEYOUNG, FAY D	HOLLIE F CAMPBELL	5,000.00
DREIZEN, BETTY	RUTH WILK	2,500.00
	HOWARD M DREIZEN	2,500.00
DRISKELL, CHARLES W	ESTHER-BEY DRISKELL.....	5,000.00
DURANTE, AMALIA M	DIANNE DURANTE.....	2,500.00
	JOYCE DURANTE	2,500.00
ECKERT, EMMANUEL J	AMANDA ECKERT-SWIFT.....	2,500.00
FEWER, EUPHROSYNE	CLARENCE L FEWER.....	5,000.00
FLORES, RONALD V	NICHOLAS R FLORES	2,500.00

FOWLER, YVONNE G	KIM ELLYN FOWLER.....	5,000.00
GEORGE, BETTY P	MARK L HORN.....	2,500.00
GIBSON, EMMA B	VERONICA G GIBSON.....	1,250.00
GILLIES, RUTH DOROTHY	RICHARD A GILLIES.....	5,000.00
GILMORE, MARIE A	MARY LOUISE GILMORE.....	5,000.00
HAJICEK, HERBERT	DONALD JOSEPH HAJICEK.....	1,250.00
HELWING, EVA K	ARTHUR HELWING.....	1,666.67
JOHNSON, ERNESTYNE	PAUL TATELLI.....	1,666.66
JOHNSON, EVELYN B	MYRICK JOHNSON.....	2,500.00
JONES, MARTHA GLORIA	TANYA JOHNSON.....	2,500.00
	CLARENCE SEIFERTH JR.....	5,000.00
	ABRAHAM J JONES.....	750.00
	DANIEL F JONES.....	750.00
	DAVID S JONES.....	750.00
	ELIJAH M JONES.....	750.00
	ISAIAH G JONES.....	750.00
	JOSEPH A JONES.....	750.00
	LAURA J JONES.....	3,825.00
	MATTHEW MARK JONES.....	750.00
	VIRGIL DWIGHT JONES.....	750.00
	PEARLENE PONDEXTER.....	175.00
KARLSON, ROBERTA	KENNETH KARLSON.....	2,500.00
	ROBERT KARLSON.....	2,500.00
KARTSOUNIS, EURYDICE	GEORGE C KARTSOUNIS.....	2,500.00
	MICHAEL KARTSOUNIS.....	2,500.00
KASTNER, CAROL L	THOMAS JOSEPH KASTNER.....	5,000.00
KOLSKI, STEVEN E	ELIZABETH A HUSLIG.....	1,666.66
LANGSTON, WILBUR T	GREGORY LANGSTON.....	1,666.67
LEE, JOSEPH	MARJORIE RICHARDSON.....	2,500.00
	ROBERT TAYLOR.....	2,500.00
LUCAS, GEORGIANNE	ALAN B CONLEY.....	10,000.00
MCCABE, VIRGINIA LEE	JOHN J MCCABE III.....	1,250.00
MINGO, CHARLES E	JANET MINGO.....	5,000.00
NEWBORN, JULIUS D	JULIUS D NEWBORN JR.....	2,500.00
	SHEILA D PATTERSON.....	2,500.00
NICHOLSON, MARGARET	THOMAS E NICHOLSON.....	2,500.00
NUNNERY, LILLIE	WYNETCA L NUNNERY-BLANCHARD.....	1,666.66
OBARA, LAURETTA K	SAMUEL GEORGE DENNISON.....	5,000.00
OLIAN, ROSALYN L	CATHERINE H OLIAN-ANDERSON.....	1,666.67
	MARY E OLIAN-LIVINGSTON.....	1,666.67
O'NEILL, ELIZABETH	MICHAEL T O'NEILL.....	1,250.00
	FRANK A O'NEILL.....	1,250.00
	JOHN P O'NEILL.....	1,250.00
	PATRICIA M ROSSETTO.....	1,250.00
PARKS, ELIZABETH C	DEBORAH ROSETTA SHELL.....	5,000.00
PEPPERS, ALBERT E	ALICE PEPPERS.....	5,000.00
PERRYMAN, JUNE	ALBERT A ASKEW JR.....	2,500.00
	FLORA A STONE.....	2,500.00
PRIEUR, BERNICE	ROBERT EUGENE PRIEUR.....	5,000.00
REIDY, PATRICIA C	THOMAS REIDY.....	1,666.67

ROBINSON, ETHEL	DAVID F BELL	1,250.00
	LEVARGUS JAMES ROBINSON JR	1,250.00
	KETURAH L ROBINSON	1,250.00
ROBSON, CLARENCE J	CLARENCE J ROBSON	1,666.67
ROSA, EVELYN ANTONIA	PEDRO LEONARDO ROSA	8,000.00
SALARIO, ISADORE I	MORRIS SALARIO	2,500.00
	CLARA FISCHER	2,500.00
SHANNON, MARILYN S	VIVIAN R MCINERNEY	5,000.00
SIMMONS, RUTH E	Estate OF RUTH SIMMONS	5,000.00
SMITH, WILL	FAYE R. SMITH	5,000.00
SPURLARK, SARA L	AURELIA SPURLARK	2,500.00
	SUSAN M SPURLARK	2,500.00
THOMPSON, SHIRLEY P	LEO THOMPSON	5,000.00
WHITE, DARLENE A	SETH C WHITE JR	5,000.00
WILLIAMS, ALYCE	CHRISTOPHER WILLIAMS	2,500.00
WILLIAMS, VIVIAN T	ZACHARY D WILLIAMS	1,250.00
		\$279,000.02

REFUND OF CONTRIBUTIONS

BENDING, MARIANN L	ESTATE-MARIANN L BENDING	150,168.67
CULTRA, KEELEY	ASHLEY E CULTRA	5,002.89
	JUDITH C CULTRA	10,005.77
JONES, MARTHA GLORIA	PEARLENE PONDEXTER	2,004.94
	VIRGIL DWIGHT JONES	8,592.90
	MATTHEW MARK JONES	8,592.90
	JOSEPH A JONES	8,592.90
	LAURA J JONES	43,823.77
	ISAIAH G JONES	8,592.90
	ABRAHAM J JONES	8,592.90
	DAVID S JONES	8,592.90
	ELIJAH M JONES	8,592.90
	DANIEL F JONES	8,592.90
LUCAS, GEORGIANNE	ALAN B CONLEY	131,738.76
		\$411,488.00

GRAND TOTAL OF ALL DEATH BENEFITS	\$690,488.02
--	---------------------

Refunds

The Committee on Claims and Service Credits reported that documents pertaining to claims for refunds, listed herewith, were examined and verified, and recommended approval thereof. In support of these claims, the committee reported that: 2.2 excess contributions represent the additional amount contributed after 34 years of service refundable upon retirement provided the member does not choose the augmented pension rate; contract overpayments and refunds represent reductions and withdrawals of previously validated optional service and 2.2 upgrade contributions; excess contributions represent deductions outside of the statutory requirements; termination and other refunds are for persons no longer employed as members of the teaching force and, survivor contributions are for members with no eligible survivors at the time of retirement.

04/01/2012 through 04/30/2012

2.2 Excess Contributions

ALLEN, JOHN ALEXANDER	6,149.87
ANDERSON, ANNIE PEARL	2,303.93
BAKER, FRANCES E	7,855.62
BARLETTA, MARGARET ANN	5,498.53
CASTER, EDWARD THOMAS	4,282.65
CONNIE, DOROTHY SUSAN	3,150.62
CONRAD, NINA C	3,100.91
COSEY, JACQUES D	4,875.57
COSTELLO, PATRICIA ANN	6,800.14
COVINGTON, LULA	4,015.11
DENMAN, JUANITA JOANNE	8,363.11
DICKSON, NATHANIEL	6,079.43
DUNCAN, JUANITA SMITH	3,310.09
FEAMAN, SCOTT	6,028.56
GILLIAT, JAMES BRUCE	9,705.38
GOLDSBURY, MAUREEN KAY	2,442.52
GRANDBERRY, DEBORAH ANN	3,443.56
HOGAN, PHYLLIS DIANE	3,163.43
JANKIS, JUDITH ANN	4,575.46
JOHNSON, ROSETTA T	5,321.89
JONES, ERNEST RANDALL	8,290.14
JONES, YVONNE ELAINE	4,863.55
LONG, MARJORIE PRISCILLA	7,673.22
LOTESTO, BARBARA	3,157.46
LUMPKINS, GWENDOLYN ANN	3,888.17
LUTGEN, CAROLYN A	5,263.69
MARTIN, WALTER ROBERT	3,818.03
MASON, KENNETH RAYMOND	2,998.94
MATT, DELORES MARIE	3,976.04
MCCLENDON, DARLENE ELIZABETH	10,426.91
MCDONALD, KEITH WARREN	2,995.22
MCKEE, JAMES H	6,572.87
MILLER, YVONNE ALTHEA HARP	4,302.23
MILLS, CYNTHIA LAWSON	2,920.73
MORRIS, ARMINTHA M	2,938.88
MURRAY, LINDA GRAY	5,818.05
RAMIREZ ODELL, HELEN M	7,748.27
RODABAUGH, LINDA	3,756.83
RODRIGUEZ, SOL MILAGROS	4,939.34
SANDS, SCOTT	4,827.48
SMITH, PATRICIA D	4,285.76
SPURLOCK, LEXIE W	5,300.08
STARKS, DOROTHY	6,154.37
STONE, MARILYNN LEONA	4,891.82
TEAGUE, ELBERT	6,469.83
THOMPSON, GLENDA JEAN	3,557.66
TOLBERT, ANNIE J	6,821.63
TWEEDLE, PHILISTINE	9,023.50
USSELMAN, MARYANN FLORENCE	3,421.28
VACCARELLA, VINCENT JAMES	2,899.79
VENCKUS, RICHARD JOSEPH	3,573.20

WALTON, JANET THOMPSON	9,341.73
WEATHERSPOON, LEVONIA	4,210.49
WEAVER, DELLA M	3,235.64
WILKIN, ROBERT JOSEPH	6,752.33
WINN, SHERIDA ELISE	4,014.85
WOODLEY, SHIRLEY JEAN	3,162.67
WORKMAN, GAYLORD EDWARD	5,101.02
YOCUM, GAIL ARLENE	2,544.41
TOTAL 2.2 EXCESS CONTRIBUTIONS	<u>296,404.49</u>

Contract Overpayment

ALKASS, ASTER	2,365.59
BEHRENS, THERESA FRANCES	2,443.80
BOKOWY, SUSAN ANNE	1,671.66
BURNS, VIVIAN VENEAL	11,863.31
CHAMBERS, ANNA M	2,296.76
CLEMONS, PATRICIA LORRAINE	201.60
CLEMONS, PATRICIA LORRAINE	2,651.15
COBB, JUDITH ANN	5,969.02
COLEMAN, HELEN ELIZABETH	14,095.42
DAVIS, ERNESTINE C	3,509.08
DEME, DELLA LUCIA	1,460.71
DEUTMEYER, MARY ANN	1,128.28
DIAS, CHRISTOBEL MARINA	2,484.00
DIAZ, SARA REICHLER	199.87
DOYLE, LINDA IRENE	1,194.58
FERNANDEZ, ELVIRA	2,720.33
GAYTON, IRENE CECILE	2,722.85
GLENNON, KATHLEEN ANN	2,525.50
GRANDBERRY, DEBORAH ANN	4,096.77
GRECO, LILLIAN ESTELA	2,482.85
JACKSON, MARGARET PEARL	839.49
JENNINGS, LYNNETTE	81.05
JENNINGS, LYNNETTE	2,464.25
JONES, JAMES ARTHUR	10,717.45
KELLAM, BARBARA LYNN	2,324.54
KHAN, ABDURRASHID	2,793.48
KLEIN, CAROL JEAN	4,224.84
KLING, NILA RUFF	9,630.80
LAKE, SHANNA ANGELA	1,527.36
LEGRAND, ALISON THOMSON	10,118.09
LEIFER, DIANA RUTH	2,649.42
LIVINGSTON, STEPHEN DON	1,776.55
MALCZEWSKI, LAURA JEAN	2,275.36
MARSHALL, MARY B	2,514.70
MCCLINTON, REGGEE MAYS	743.99
MEDINA, ANDRE	1,500.94
MURPHY, RUBY	286.21
NORMAN, LLOYD	14,585.31
OLSON, KATE	800.53
PATTERSON, JANICE ANNE	450.11
PEREZ, SONIA LAURA	28.48
PIERCE, FRANKIE	970.60
POPE, DEBORAH ANNE	54.16

POPE, DEBORAH ANNE	2,296.91
ROSE, GLORIA	1,406.53
RUSSELL, NANCY MAY	2,396.19
SANDLER, EVERETT SCOTT	13,311.38
SHEA, ELLEN ANN	729.03
SIDES, JULIANNE MARY	1,557.33
SIMON, JOYCE LYNN	7,575.96
SMITH, HAZEL LOUISE	318.16
SMITH, HAZEL LOUISE	829.03
SMITH, SHERI LYNN	2,000.66
TA, KIM HUONG	778.43
THANOS, PETER HARRY	1,392.20
WILLIAMS, FRED	417.29
ZAVITKOVSKY, PAUL E	2,992.60
TOTAL CONTRACT OVERPAYMENT	179,442.54

Contract Refund

BENSON, JUDITH ANN	371.78
DEANES, PATTI	470.19
FITZGERALD, LYNN CECILE	5,434.13
GRILL, SHARI ADRIENNE	8,410.92
KOPACZ, VALENTINE RO	1,255.75
PORTER, BARBARA JEAN	1,688.74
TUSHBAI, GLORIA JEAN	151.92
VOLK, KATHERINE A	3,886.18
TOTAL CONTRACT REFUND	21,669.61

Excess Contributions

ALEXANDER, PATRICIA ANN	49.28
ANDERSON, MARYANN	62.03
ARMSTRONG, VIVIAN SHARONE	18.04
ARMSTRONG-SHAFFER, DENITA NORICE	40.03
ASHLEY, JILLIAN LENISE	16.82
ASLAM, PARVEEN HAMEED	22.81
AUGUSTINE-HERRON, LORETTA A	121.94
BACHHUBER, CAROLYN ANN	36.17
BACKING, RACHEL ANNE	10.84
BAKER, CHERYL P	235.21
BALLEW, HATTIE	247.45
BANKS, PATRICIA ANNE	482.18
BARNETT, GENI S	16.00
BATES, PAMELA JEANNE	146.55
BAXA, BRADLEY JOSEPH	33.37
BEACH, AMBRA EVANTOR	7.16
BONDS, CHARMIA	118.19
BOSEMAN, TOI LYNN	80.34
CARSTENSEN, CHRISTIAN A	13.28
CHAPMAN, CLAUDY EARL	8.40
CHATONDA, ROSITA CAROL	29.11
CHEATHAM, DARRYL M	159.61
CHONG, WOO Y	16.80
CIESIELSKI, DANIELLE K	17.16
CLARKE, GILDA	60.60

COBURN, EVERETT WILSON	108.43
COOK, RENEE	17.91
CORREA, CARLOS R.	34.95
CRUZ, CAROLINE ANN	14.43
DAGGETT, STEPHANIE D	33.20
DAVIS, ERNESTINE C.	63.47
DAVIS, JAMES IVAN	15.93
DAVIS, SHARON P	42.57
DEL VALLE, MILDRED	5.49
DELGADO, JOSEFINA A.	13.33
DIETRICH, GEOFFREY	129.43
DILLON, PATRICK DANIEL	24.48
DOLEZAL, DONALD JOSEPH	190.37
DOMINIQUE, DOROTHY J	77.99
DOMRES, CATHERINE B	173.07
DOTSON, JOHN	30.07
DOUGHERTY, MICHELE MARIE	22.70
DRAKE, JENIECE M	6.95
DUBLIS, DAVID EDWARD	13.72
DUGAN, IRAIDA B	26.22
DURR-HOLLIS, ANYA	120.00
ELLIS, GLENDA ANN	57.34
FIELD, WARREN W.	44.58
FLINCHUM (DONELAN), MELINDA LOU.	34.46
FLORES, MELANIE	19.31
FREEMAN, SANDRA R.	251.47
FULLILOVE, FRANCES LOUISE	324.11
GARRETT, EDWARD ALLEN	69.94
GIBBS, ANN FRANCES.	14.80
GIBBS, CASSANDRA	66.13
GIEGOLDT, JEFF M.	39.45
GOMEZ, DENISE M.	27.76
GONZALEZ, RAMON	10.54
GRIFFIN, JAMES D	50.34
GUBALOVA, EVA	130.41
GUENDICA, MILTON	133.55
HALEY, CORY LASHAUN	30.47
HANEY, ELIZABETH	74.43
HARRELL, ROSETTA	2.43
HARRIS, CALVIN LAMAR.	72.11
HEATHWAITE, ANDREW A	55.54
HERNANDEZ, RITA DIANE.	18.97
HILL, EUGENE G	14.86
HOOVER, LATOSCHA R.	353.23
HUDSON, CAROLINE J.	5.81
IVORY, NATHAN.	198.94
JABLANOVIC, BRANKO	46.98
JIMENEZ-SANCHEZ, DORIS M.	29.18
JOHNSON, FRANCINE ELIZABETH JEAN	226.26
JOHNSON, WILLIE L.	42.08
JONES, MARSHA D.	99.98
JONES, MICHELLE C	12.11
JONES, PATRICIA GLORIA	50.64
KASTANES, JOHN	28.68
KELLEY, HILDRED MAUREEN	29.53

KEYSER, MARK E	63.49
KLAZURA PERHACH, KRISTEN	37.39
KUECHERER, AMANDA M	26.14
LABOY, JUANITA	18.21
LAWRENCE, ADRIENNE DENISE	1,087.61
LEE, JIYE	31.76
LEINWEBER, CHRIS A	77.34
LOPEZ, IGNACIO	26.55
MADISON, TANYA C	128.52
MANTIS, GEORGIA THEODRA	19.64
MARKING, APRIL ANN	75.43
MAYER, CRISTIE	19.69
MCCADD, GAIL	396.94
McCLELLAN, EBONI LANE	58.97
MCGLENNON VIDRO, CRESCENCE	27.76
MCGUIRE, SEAN DAVID	21.33
MCMAHON, JAY ALAN	51.57
MESTEY-BORGES, WAMAID	34.55
MIGUEST, GILDA L	10.73
MILLER, RONALD	24.17
MILLS, ROBERT NEELY	9.45
MISTER, DEREK KEITH	55.56
MONTGOMERY, CLARENCE	33.44
MORRIS, ANITA CLEATRICE	18.59
MUHAMMAD, JOSEPH A	122.25
MURPHY FISCHER, ELIZABETH	3.82
MYRICK, GEORGIA	127.74
NISBETH, DAPHANIE B	73.73
OLOFFSON, ANDREW ROBERT	11.14
OWENS, EVELYN	285.40
PALMER, ELIZABETH ANN	111.78
PANCER, HEATHER L	119.39
PARHAM, ANN COLLEEN	98.86
PASCHAL, JUDITH MARIE	48.56
PHELPS, MIRIAM ALISON	12.04
PLEASANT, SHIRLEY JEAN	61.68
POIRIER, CASSY L	111.33
POWELL, PRISCILLA SANDRA	43.00
RANDLE, LA DONNA ANDRE	134.18
REESE, CHERYLL JUNE	120.68
REINHARDT, CARYL DIANE	13.79
RIBOTA, JORGE ALBERTO	8.19
RICE, TABITHA	11.51
RICHMOND, KAREN VANESSA	178.97
RIDER, ANGELINA CATHERINE	16.56
ROBINSON, ANNETTE	18.99
ROBINSON, ANNETTE	1,044.96
RUFFIN, STEPHANIE DENISE	141.42
RUSSELL, LUCILLE	525.43
RYAN, ELLEN CAMILLE	10.03
RYAN, LYNNEE MICHELLE	24.79
SAWYER, DIANNE	4.47
SHAIKH, ABDUL REHMAN	134.31
SIMPSON, DIANE	91.69
SINGLETON, BRENDA ANITA	499.56

SMITH, BARBARA A	283.52
SMITH, LEAH H	111.70
SOTO, STEVEN	338.54
SPIEGEL, ELAINE MARSHA	65.17
STANIS, JOHN BUCHANAN	14.33
THERVIL, LUCILLE	13.74
TODTLEBEN, ANN JEANETTE	39.91
TURNEY, EMMETT G	17.27
UNDERWOOD, PATRICIA J	65.43
VAZQUEZ, JOSE LUIS	46.72
VINCENT, JENNIFER A	51.34
WEATHERSPOON, DARRYL L	62.18
WELLS, PAMELA	66.93
WHEELER, DESIRE DENISE	84.59
WILLIAMS, ROSALYN	28.85
WILSON, LINDSAY M	51.71
WINTERS, THOMAS	14.15
WISER, ROBERT E	98.75
WITT MERCED, ASHLEY	8.31
YOST, BETH RENAE	10.10
YOUNG, BRENNAN RICHARD	19.64
ZAHEDI, PATRICIA SUSAN	99.93
TOTAL EXCESS CONTRIBUTIONS	14,038.39

Other

BOONE, TERRENCE D	6,052.29
CHAPMAN, CLAUDY EARL	6,749.99
CHAPMAN, CLAUDY EARL	58,783.80
JONES, MARSHA D	12,886.70
KEYSER, MARK E	4,428.67
KEYSER, MARK E	4,802.56
KOURY, SAM J	2,402.94
MACH, ALAINA L	16,868.53
MADISON, TANYA C	1,457.05
PETERSON TECKCHANDANI, JENNIFER E	13,099.24
SILVESTRINI, CARL	926.09
WETHERBEE, JEANNE RAE	27,880.90
TOTAL OTHER	156,338.76

Survivor Contributions

AGIC, MICHAEL PETER	2,384.82
ALLEN, JOHN ALEXANDER	891.47
ANDREWS, ARACELIS	2,562.70
APOLLO, DAISY B	3,197.16
ASKEW, CATHERINE JOAN	11,423.99
ATKINS, DIANE	1,029.83
BAKER, FRANCES E	934.23
BAKER, SANDRA KAY	785.88
BALLOWE, DIANE S	2,470.56

BARBACOVİ, POLLY B	11,011.14
BARLETTA, MARGARET ANN	1,001.77
BICKHAM, ARNOLD	2,231.41
BLACKWELL, GLORIA JEAN	2,995.80
BRADLEY, GAIL CAMILLE	911.49
BROWN, CAROLYN	3,157.10
BROWN, EDNA LUCILLE	1,743.63
BROWN, GLORIA	13,439.52
BROWN, MAVIS DENISE	13,976.04
BUCKNER, CONSTANCE THURSTON	1,339.46
CHANDLER, ALMA	1,001.78
CHEATOM, SHERYL C	3,738.45
CLEMONS, PATRICIA LORRAINE	2,418.41
COLEMAN, HELEN ELIZABETH	990.39
CONNIE, DOROTHY SUSAN	3,006.38
CONRAD, NINA C	904.29
COOK, CAROL SUSAN	977.39
COSTELLO, PATRICIA ANN	1,643.20
COUCH, LYDIA CLAY	2,357.64
DEANES, PATTI	889.05
DENMAN, JUANITA JOANNE	990.85
DEUTMEYER, MARY ANN	991.06
DICKERSON, OTTO JOHN	3,209.00
DIGGS, BEVERLY LOUISE	2,339.83
DOTSON, JOHN	11,971.43
DOTSON, JOHN	324.37
DUNN, VERA SPENCER	951.31
FASSOS, PANAGIOTA	1,020.01
FITZGERALD, LYNN CECILE	928.67
FLORSHEIM, CYNTHIA LOUISE	1,807.36
FRANKLIN, MATTIE L	833.49
GABY, BETH ANN	858.79
GIVOT, MANNY LAWRENCE	1,242.71
GLADNEY, CELESTINE	662.77
GLICKMAN, HELENE KAREN	1,514.62
GNALL, JEAN ANN	9,950.67
GOLMON, NEVA CAROLYN	918.84
GROTH, MARY ALICE	960.09
HARDAWAY, ANNETTE	2,507.89
HART, YVONNE GARNETT	862.95
HAWKINS, KATHLEEN ELIZABETH	2,752.50
HEBBEL, JEFF ROBERT	11,046.82
HOLMES, MANFORD LEE	935.68
IDEWU, MARTHA ONEIDA	3,350.29
JACKSON, JANIS MARIE	11,633.76
JACKSON, LAVERNE	902.18
JACKSON, MARGARET PEARL	2,620.10
JAMES, PRECIOUS	2,675.29
JANKIS, JUDITH ANN	936.36
JENNINGS, LYNNETTE	897.78
JOHNSON, KENNETH JAMES	941.03
JOHNSON, PATRICIA A	3,329.39
JOHNSON, ROSETTA T	968.78
JONES, CAROLYN JEAN	965.11
JONES, ERNEST RANDALL	955.81

JONES, ESTER JEAN	3,171.96
KHEM, SUNDARY	2,060.65
KIMBROUGH, PHILLIP DELEE	2,151.63
KLEIN, CAROL JEAN	974.26
KLING, NILA RUFF	827.82
KWASMAN, PENNY DIANE	1,234.91
LAMAR, KAREN JOANN	1,782.36
LANAIR, BARBARA ANN	901.60
LAWRENCE, ADRIENNE DENISE	1,087.61
LEIFER, DIANA RUTH	925.72
LONG, MARJORIE PRISCILLA	912.23
LOPUSHONSKY, MICHAEL KENNETH	954.18
LUMPKINS, GWENDOLYN ANN	887.57
LUTGEN, CAROLYN A	907.50
MARSHALL, MARY B.	2,805.75
MARTIN, THELMA	893.22
MARTINI, ALEX ROBERT	350.39
MASON, AMELIA PATRICIA	1,467.93
MATT, DELORES MARIE	915.74
MCCLENDON, DARLENE ELIZABETH	3,298.05
MCCLURE, JULIA W.	762.12
MCFARLAND, MARY R.	3,157.97
MCKEE, JAMES H	887.57
MCKINNEY, GEORJEANIA ODETTE	11,293.58
MCLAUGHLIN, MARTHA ANN	14,324.75
MELADY, MARY A	816.41
MILLER, YVONNE ALTHEA HARP	826.24
MILLS, CYNTHIA LAWSON	888.93
MINNIEFIELD, DORIS JEAN	959.59
MITCHELL, DONNAMACHELLE	876.48
MOCHEL, JOHN	852.35
MOORE, KATHERINE A.	951.31
MORRIS, ARMINTHA M.	852.34
MORTON, ROSALYN MARIA	957.08
MOY, HELEN GOON	2,896.33
NICKERSON, DORNITCHA PAULA	979.75
NILSON, KATHRYN MARY	892.06
NOEL, LEONARD	630.50
OLSON, KATE	431.27
OLSON, MARY PATRICIA	10,754.72
OUSLEY, LEAH ANN MURPHY	9,475.41
PARKER, HOLLY JANINE	968.57
PATTON, BRENDA JOYCE	2,868.70
PAYNE, SHIRLEY ANN	2,890.22
PENA, IDDA	948.06
PERO, PETER NICHOLAS	930.64
PIERCE, FRANKIE	3,097.37
QUINN, MAUREEN RITA	928.16
RATLIFF, JUANITA JEANNETTE	925.27
RAYBORN, LILLIE MAE	912.64
RICHARD, BARBARA ANN	939.48
RODRIGUEZ, ROSEMARIE	959.14
ROSE, GLORIA	2,562.40
RUSSELL, LUCILLE	12,409.50
RUSSELL, NANCY MAY	3,034.90

RUSSELL, SARY ANN.....	977.84
SIMON, JOYCE LYNN.....	887.57
SIMS, DEBRA CASSANDRA.....	907.17
SKLADZIEN, HENRYK JANUSZ.....	984.11
SLAUGHTER, CHARLES L.....	1,547.18
SMITH, CAROL JENINE.....	2,023.00
SMITH, PATRICIA D.....	827.58
SMITH, SHERI LYNN.....	2,736.38
SMITH, YVONNE MARIE.....	1,016.55
STARKS, DOROTHY.....	941.04
STONE, MARILYNN LEONA.....	894.44
STRONG, THELMA JEAN.....	981.74
TAYLOR, SYLVIA RENELL.....	10,644.98
TELLEZ, ANDREW JULIO.....	1,323.91
THIGPEN-MORROW, SCHMETTA.....	14,058.11
THOMAS, BARBARA JEAN.....	1,343.25
THOMPSON, GLENDA JEAN.....	980.51
THOMPSON, IDA MAE.....	892.06
THREATT, KATHY.....	1,001.77
TOWNER, IDA J.....	902.18
USSELMAN, MARYANN FLORENCE.....	1,661.76
VACCAREZZA, GLADYS ARGENTINA.....	1,784.59
VASQUEZ, ARNULFO.....	9,528.22
VELEZ, LAVINIA.....	890.44
WALKER-WARD, BETTY.....	3,741.35
WALTON, JANET THOMPSON.....	1,237.01
WASHINGTON, CAROLYN LOUISE.....	932.38
WASHINGTON-JOHNSON, JANICE ROCHELLE.....	949.54
WEAVER, DELLA M.....	1,019.12
WILCHER, SHARON RENEE.....	1,777.33
WILLIAMS, ROSETTA.....	804.27
WILLY, ALAN PETER.....	939.30
WINN, SHERIDA ELISE.....	928.61
WOODLEY, SHIRLEY JEAN.....	1,693.33
YATES, JEAN LESLIE.....	14,860.47
YOCUM, GAIL ARLENE.....	1,124.23
TOTAL SURVIVOR CONTRIBUTIONS.....	402,268.78

Termination Refunds

ABDULLAH, ERNEST B.....	252.44
ADAMS, LARISSA.....	7,200.00
AHLGREN, KATHRYN JANE.....	17,571.79
AJAYI, OLUWA-FUNMILAYO D.....	5,749.31
ALBOYD, KECIA ANASTASIA.....	6,037.08
APPLING, CHERESE.....	257.11
ARMSTRONG, JENNIFER LYNNE.....	470.73
AVERY, WARREN E.....	1,064.88
BAILEY, SARAH TUNE.....	4,721.57
BAKER, CHERYL P.....	746.29
BALLEW, HATTIE.....	794.31
BIGALL, SHIRLEY L.....	391.62
BLACKWELL, ANTHONY W.....	6,538.26
BLAZEK, LAURA L.....	43,442.51
BOBOWSKI, CHRISTINA.....	4,409.87

BODIN, KELLY	45,520.00
BORRERO, ANGEL M	430.80
BOSEMAN, TOI LYNN	73,817.78
BRACY, YOLANDA MARCIA	1,453.23
BROWN, KATRINA	12,316.25
CALHOUN PALMORE, DORSEY	29,697.89
CANTARIN, MARIA CARMEN	40,865.26
CARTER, DOROTHY JEAN	4,288.45
CARTER-ROBBINS, JUANITA R	8,027.38
CASSIDY, JEFFREY G	4,699.15
CHATMAN, MARI E	493.79
COOK, ALLAN F	576.36
CORDOVA, TOBI ANN	1,128.74
CORSBY, TINA M	7,451.02
COVARRUBIAS, MARIBEL R	345.30
CRUZ, CAROLINE ANN	7,405.34
DAILEY, CHANTEL H	8,355.17
DAKHLALLAH, ADBALLAH H	564.27
DAVIS, SHARON P	23.96
DEVENY, ALASIN	8,974.45
DIDIER, JEAN P	425.07
DIEHL, LORRAINE A	30,287.56
DODDS KINNER, JODI A	57,543.28
DOWNING, ELIZABETH	26,229.11
DRAKE, JENIECE M	15,200.20
DUBLIS, DAVID EDWARD	46.99
DUNNE, MAIRA H	1,772.32
DURR-HOLLIS, ANYA	967.07
DYSON, MARK A	501.97
FATIMA, SYEDA T	473.64
FIGGE, LUKE W	3,754.38
FIGUEROA-MURGA, LILLY	21,453.54
FIORENZA, TRACY MARIE	3,722.49
FLETCHER, JENNIFER	12,084.02
FLORES, MELANIE	1,363.52
FOREMAN, VERONICA L	841.50
FREEMAN, SANDRA R	504.84
GARCIA, CAROL ANN	963.52
GARRETT, EDWARD ALLEN	567.58
GARRETT, MAUREY VARICK	62.72
GILBERT, JAMES B	880.32
GLENN, PAMELA	946.07
GOMEZ, DENISE M	57.33
GONZALEZ, RAMON	51.53
GRACE, ERICA N	1,719.51
GRAHAM, REESHEDA	225.00
GUBALOVA, EVA	687.61
GUENDICA, MILTON	794.29
HALEY, CORY LASHAUN	1,941.76
HALPIN, JENNIFER L	172.25
HARM, ANNE M	446.70
HARTLEY, STEVEN R	8,634.62
HOLDEN, PATRICK	4,579.26
HOUSTON TAIWO, CAMILLE I	19,481.59
HOWLIET, PAULA	641.68

HRISTOV, KIMBERLY JEAN	31,155.75
IGO, JESSICA S.	25,715.22
IVASHCHENKO, NATALIA	80,890.87
IVORY, NATHAN	1,022.20
JACKSON, KENNARD C.	11,012.47
JONES, MARSHA D.	595.13
KAUR, AMANDEEP.	8,920.77
KEYSER, MARK E.	4,120.73
KILLILEA, ALFRED G.	193.50
KIMBROUGH, JOYCE E.	1,792.19
KIRCHNER, EMILY R.	9,019.00
LEE, KELLY	22,241.36
LEWIS, JOI V.	27,741.20
LINDSEY, ANTHONY	4,865.49
LOBO-ARREDONDO, ERMILIO	3,083.03
LUMPKIN, GINGER INEZ.	3,340.76
LUNAK, REBECCA	9,026.42
MADISON, TANYA C.	1,434.95
MANECK, MOLLY E.	3,134.55
MATTINGLY, MONIQUE RENEE	4,902.49
MATUSHEK, PETER E.	12,665.11
MCCADD, GAIL	617.56
MCCULLOCH, SHAWN DANIEL	8,768.31
MCKEAN, ABIGAIL J.	48.02
MIGUEST, GILDA L.	52.98
MILLS, ROBERT NEELY	50.80
MONARREZ, JUAN	43,802.88
MUHAMMAD, EUGENE E.	1,285.80
MULLEN, SINEAD R.	7,049.86
NEIKRUG, MICHAEL E.	1,633.51
OWENS, FLOYDIA B.	512.51
PHIPPS, DESIREE L.	69.06
POIRIER, CASSY L.	12,430.77
RACHAL, JAMES G.	1,637.80
RADOMSKI, BARBARA	640.80
RADULESCU, CORINA B.	10,583.30
RAVULAPATI, KALPANA	17,974.90
ROACH, NICOLE LYNN	13,549.24
ROBERTS, RACHEL MARIE	8,398.70
RODRIGUEZ, MARIA E.	69.06
ROSS, YULONDA.	2,409.75
RYAN, LYNNEE MICHELLE	51,868.22
SAINI, ANAMIKA	3,595.13
SANDOYA, LORENA.	7,303.89
SCHELL, JENNIFER L.	3,588.44
SCOTT, LESLEY N.	34,344.32
SCOTT, PAMELA SHENISE	31,476.98
SHUKLA, JENNIFER	20,031.89
SMAHA, BRYAN MICHAEL.	3,795.36
SPOERI, DARLENE A.	6,587.30
STINSON, GLENELLYN	8,160.10
TURNER, OLLIE.	406.93
UGOLIK, JOHN J.	3,007.14
VAN, VESTER L.	4,929.17
WALKER, TINA	29,980.49

WARD, SHEILA M	697.61
WASIELEWSKI, KIMBERLY S	263.57
WILSON, ANTOINETTE RENEE	4,223.28
WYATT, MICYELIA DALYNN	12,851.90
YANZ, RICHARD C	368.00
ZAMORSKI, ELANA J	16,712.48
ZOBRIST BARTKOVSKY, ROBIN L	14,509.10
TOTAL TERMINATION REFUNDS	1,233,267.30
<hr/>	
GRAND TOTAL OF ALL REFUNDS	2,303,429.87

Outside Time

The Committee on Claims and Service Credits reported that affidavits, or other evidence attesting to or certifying service in the public schools of the several states or in schools operated by or under the auspices of the United States outside of the City of Chicago were presented for the persons hereinafter listed.

The Committee recommended that the service described be approved for pension credit provided that the last five years of the member’s service shall have been rendered in a position covered by this Fund, the State Universities Retirement System or the Teachers’ Retirement System of the State of Illinois; a maximum credit for ten years shall be reduced by credit for such service validated by the State of Illinois; and three-fifths of the term of service for which an annuity is granted shall be in the public schools of the City.

Name	School	Service	Years
Canady, Karla R	Miles Davis Magnet	Teaching	0.8500
Long, Irma J	Kilmer	Teaching	3.2750
McGreal, Martin W	Kinzie	Teaching	0.1100
Perez, Sonia L	Gary	Teaching	0.9500

Chairperson Blackwell moved the Report of the Committee on Claims and Service Credits to the omnibus.

REPORT OF THE COMMITTEE ON FINANCE AND AUDIT

Finance and Audit Committee Meeting Scheduled

Chairperson Padilla scheduled a Finance and Audit Committee Meeting for June 5, 2012, at 4:00 p.m. for the purpose of reviewing and finalizing the 2013 Budget.

Questions were subsequently addressed by staff relative to revisions made to the draft Budget based on discussions at the May 1, 2012, Finance and Audit Committee Meeting. Chairperson Padilla indicated that further questions can be addressed at the committee meeting on June 5th.

Administrative Expenses

The following administrative expenses were presented with the recommendations that they be approved.

Administrative Expenses			
04/01/12 – 04/30/12			
Vendor	Description		
		Amount	
AMERICAN EXPRESS	AIR, DV URBAN TRIAL, 3/10/12, TAMPA, FL: HUBER	\$450.80	
	AIR, DV URBAN TRIAL, 4/1/12 -4/2/12, PHILADELPHIA, PA: HUBER	\$601.60	
	E-MAIL BROADCASTING MINUTES	\$286.88	
	FAX BROADCASTING MINUTES	\$500.00	
	AIR, INTRO TO INVESTMENTS, 4/16/12 - 4/19/12. SAN FRANCISCO, CA: FREED	\$394.60	
	AIR, NCPERS CONF., 5/5/12 - 5/10/12, NEW YORK, NY: PADILLA	\$188.79	\$2,422.67
HENRY P. ANSELMO	LEGISLATIVE CONSULTING, 4/1/12 - 4/30/12		\$8,333.33
ASHFORD. LOIS	PER DIEM, NCPERS CONF., 5/5/12 - 5/10/12, NEW YORK, NY	\$375.00	
	REIMBURSE, MEETING TRAVEL EXPENSE, 1/1/12 - 3/31/12	\$280.00	
	REIMBURSE, AIR, NCPERS CONF., 5/5/12 - 5/10/12, NEW YORK, NY	\$325.20	\$980.20
BLACKWELL, JEFFERY	REIMBURSE, MEETING TRAVEL EXPENSE, 1/1/12 - 3/31/12		\$385.00
BRADLEY CONSULTING GROUP INC	MIS CONSULTING SERVICE, 3/1/12 - 3/31/12		\$45,600.00
CAFFE BACI	BREAKFAST, TRUSTEE MEETING, 4/12	\$139.66	
	BREAKFAST, INVESTMENT COMMITTEE MEETING, 4/26	\$120.55	\$260.21
CAPITAL ENVELOPE	OFFICE SUPPLIES		\$407.50
CDW COMPUTER CENTERS	COMPUTER EQUIPMENT		\$556.01
CHICAGO HEARING SOCIETY	INTERPRETER, IN-OFFICE COUNSELING, 3/30		\$110.00
CHICAGO MESSENGER SERVICE INC	DELIVERY SERVICE THRU 4/15		\$276.28
CHICAGO PRESS CORPORATION	BUSINESS CARDS, TRUSTEES	\$486.00	
	NEWSLETTERS, SPRING 2012	\$14,126.30	\$14,612.30
CHICAGO PUBLIC SCHOOLS	SUBSTITUTE SALARY REIMBURSEMENT, TRUSTEE MEETINGS, 4/12	\$663.28	
	SUBSTITUTE SALARY REIMBURSEMENT, INVESTMENT COMMITTEE MTG, 4/26	\$829.10	
	SUBSTITUTE SALARY REIMBURSEMENT, TRUSTEE CONF., 4/16/12 - 4/19/12	\$663.28	\$2,155.66
CITRIX ONLINE	CTPF WEBINAR, 4/1/12 - 4/30/12	\$280.17	
	CTPF WEBINAR, 5/1/12 - 5/31/12	\$280.17	\$560.34
COM ED	ELECTRIC SERVICE, 3/9/12 - 4/8/12, SUITE 2600		\$2,617.14

Administrative Expenses 04/01/12 – 04/30/12		
Vendor	Description	Amount
COMGRAPHIC, INC.	PROCESSING, PENSION CHECKS & ADVICES, 4/1 CK & ADVICES, 4/1	\$6,910.40
COOLERSMART USA LLC	MAINTENANCE, WATER DISPENSERS, 7/1/12 - 9/30/12	\$665.00
CUTTING EDGE DOCUMENT	SHREDDING OF CONFIDENTIAL DATA	\$184.00
DELI TIME	LUNCH, INVESTMENT COMMITTEE MEETING, 4/26	\$281.08
DIRECTV	SATELLITE RECEPTION, 4/10/12 - 5/9/12	\$6.00
FREED, JEANNE	REIMBURSE, MEETING TRAVEL EXPENSE, 1/1/12 - 3/31/12	\$400.00
GARVEY'S OFFICE PRODUCTS	OFFICE SUPPLIES	\$662.43
GOLDSTEIN & ASSOC.	ACTUARIAL SERVICES, 1/1/12 - 3/31/12	\$12,000.00
GREEN OFFICE PARTNER	COMPUTER SUPPLIES	\$1,124.87
HARRIS-FAUST, REBECCA	TUITION REIMBURSE, BALANCE DUE, 5 CLASSES	\$663.75
HEALTH CONCEPTS, LLC	LEASE, WATER DISPENSERS, 1/20/12 - 4/19/12	\$252.00
HILTON NEW YORK	ACCOM., NCPERS CONF., 5/5/12 - 5/10/12, NEW YORK, NY: 4 TRUSTEES	\$6,231.75
HOLLEMAN, MICHELLE	GRAPHICS & DESIGN, PROCEEDINGS	\$1,080.00
	GRAPHICS & DESIGN, E-COMMUNICATIONS	\$525.00
	GRAPHICS & DESIGN, RETIREE COMMUNICATIONS	\$350.00
	GRAPHICS & DESIGN, NEWSLETTERS, SPRING 2012	\$4,250.00
	GRAPHICS & DESIGN, PENSION LAWS & RULES	\$500.00
HUBER, KEVIN B.	REIMBURSE, DV URBAN TRIAL, PHILADELPHIA, PA	\$403.40
	REIMBURSE, CTPF EXPENSE REPORT, 3/17/12 - 4/6/12 4/1-4/4/12, PHILADELPHIA	\$8.00
IMAGING OFFICE SYSTEMS, INC.	MAINTENANCE, APPLICATIONXTENDER, 5/1/12 - 4/30/13	\$27,231.82
IMPACT NETWORKING LLC	OFFICE SUPPLIES	\$19.50
INTEGRATED PENSION SOLUTIONS	BRADPEN CONSULTING, 1/1- 1/31/12	\$33,333.00
	BRADPEN CONSULTING, 2/1- 2/29/12	\$33,333.00
	BRADPEN CONSULTING, 3/1- 3/31/12	\$33,333.00
INTERNATIONAL FOUNDATION	REG., BENEFIT COMMUNICATION & TECHNOLOGY CONF., 6/24/12 - 6/26/12, MILWAUKEE, WI: RADENCIC	\$1,360.00
	REG., IFEBP CONF., 6/11/12 - 6/13/12, SAN FRANCISCO, CA: BLACKWELL	\$1,430.00
INTL BUSINESS MACHINES CORP	BUSINESS CONTINUITY SERVICE, 3/1/12 - 3/31/12	\$1,899.00

Administrative Expenses 04/01/12 – 04/30/12		
Vendor	Description	Amount
IRON MOUNTAIN	COMPUTER BACKUP STORAGE CHARGES, 2/1/12 - 2/29/12	\$567.45
KOTIS, CHRIS N.	REIMBURSE, MEETING TRAVEL EXPENSE, 1/1/12 - 3/31/12	\$275.00
NATL COUNCIL TEACHER RETIREMENT	REG., COMMUNICATION WORKSHOP, 5/14/12 - 5/16/12, DENVER, CO: RADENCIC	\$750.00
NEOFUNDS BY NEOPOST	REPLENISHMENT OF POSTAGE	\$3,136.05
NORTH SHORE PRINTERS, INC.	LEGISLATIVE FLYERS: STANDING TOGETHER	\$1,653.00
NOTARY PUBLIC ASSOC OF IL	NOTARY RENEWAL, T.GANT	\$49.00
OFFICE CONNECTIONS	OFFICE SUPPLIES	\$248.80
PADILLA, TINA	PER DIEM, NCPERS CONF., 5/5/12 - 5/10/12, NEW YORK CITY	\$600.00
	REIMBURSE, AIR IFEBP CONF., 6/11-6/13/2012, SAN FRANCISCO	\$477.60
	REIMBURSE, MEETING TRAVEL EXPENSE, 1/1/12 - 3/31/12	\$350.00
PILDITCH, WALTER	REIMBURSE, MEETING TRAVEL EXPENSE, 1/1/12 - 3/31/12	\$220.00
REHAK, JAY C.	PER DIEM, NCPERS CONF., 5/5/12 - 5/10/12, NEW YORK, NY	\$300.00
	REIMBURSE, MEETING TRAVEL EXPENSE, 1/1/12 - 3/31/12	\$320.00
	REIMB., AIR, NCPERS CONF., 5/5/12 - 5/10/12, NEW YORK, NY	\$265.35
REILLY, MARY SHARON	REIMBURSE., AIR, IMN SUMMIT, 3/26/12 - 3/27/12, SAN DIEGO, CA	\$684.60
	REIMBURSE, AIR, NCPERS CONF., 5/5/12 - 5/10/12, NEW YORK, NY	\$297.60
	REIMBURSE, MEETING TRAVEL EXPENSE, 1/1/12 - 3/31/12	\$385.00
SIERRA, RODRIGO A.	REIMBURSE, MEETING TRAVEL EXPENSE, 1/1/12 - 3/31/12	
SILLWORKS	COMPUTER SOFTWARE	\$519.20
SIMONS GROUP, LLC	PROJECT MANAGEMENT, CTPF MEMBER ONLY WEB-SITE	\$1,750.00
SPECIALTY COFFEE SERVICE	COFFEE SUPPLIES	\$164.30
STAPLES	OFFICE SUPPLIES	\$35.98
STATE FARM INSURANCE	BUSINESS OWNERS POLICY, 5/1/12 - 4/30/13	\$3,526.00
	LIABILITY UMBRELLA POLICY, 6/1/12 - 5/31/13	\$410.00
TEGEGNE, SARON	TUTITION REIMBURSEMENT, 1 CLASS	\$247.15
TERREMARK NORTH AMERICA INC	DATA VAULTING SERVICE, 2/1/12 - 2/29/12	\$3,216.45
TRANSUNION	ADDRESS LOCATION USAGE, 2/26/12 - 3/25/12	\$50.00

Administrative Expenses 04/01/12 – 04/30/12		
Vendor	Description	Amount
TRI-STAR CATERING	LUNCH, TRUSTEE MEETING, 4/12	\$394.30
U.S. POSTAL SERVICE	BUSINESS REPLY MAIL, 5/1/12 - 4/30/13	\$605.00
	POSTAGE, NEWSLETTER, SPRING 2012	\$5,753.43
		\$6,358.43
UNISHIPPERS CHICAGO NEAR NORTH	DELIVERY SERVICE THRU 4/13	\$127.27
VISION MAI, LLC	LEGISLATIVE CONSULTING, 4/1/12 - 4/30/12	\$5,000.00
WARD, JAMES F	REIMBURSE, MEETING TRAVEL EXPENSE, 1/1/12 - 3/31/12	\$110.00
M & J WILKOW, LTD	RENT, 4/1/12 - 4/30/12	\$72,490.33
	WORK ORDERS, 3/1/12 - 3/31/12	\$314.88
		\$72,805.21
WOHL, RAYMOND	PER DIEM, NCPERS CONF., 5/5/12 - 5/10/12, NEW YORK, NY	\$450.00
	REIMBURSE, MEETING TRAVEL EXPENSE, 1/1/12 - 3/31/12	\$405.00
		\$855.00
XO COMMUNICATIONS	MONTHLY TELEPHONE SERVICE, 3/27/12 - 4/26/12	\$1,635.52
ZOPP, ANDREA L	REIMBURSEMENT, MEETING TRAVEL EXPENSE, 1/1/12 - 3/31/12	\$110.00
PHYSICIANS, DISABILITY APPLICANTS		
ACCESS MEDICAL EVALUATIONS	EVAL & REPORT, J.L. BY DR. BRECHER	\$650.00
	EVAL & REPORT, J.L. BY DR. BENDITZSON	\$650.00
RECORD COPY SERVICES	MEDICAL RECORDS, J.L. BY DR. YASHINA	\$243.75
	MECICAL RECORDS, P.B. BY DR. MAC ENTEE	\$119.70
	MEDICAL RECORDS, D.R. BY DR. MOHAJER	\$83.25
	MEDICAL RECORDS, W.G. BY DR. BESHAY	\$149.75
	MEDICAL RECORDS, D.D. BY DR. BRONTMAN	\$79.75
		\$1,976.20
		\$357,694.10

Chairperson Padilla moved the Report of the Committee on Finance and Audit to the omnibus.

REPORT OF THE FINANCIAL SECRETARY

Financial Statement

The Financial Secretary presented a report on the Fund's net assets, changes in net assets, and supporting reports for the nine months ending March 31, 2012, with the recommendation that it be approved and printed in the proceedings of this meeting.

STATEMENT OF PLAN ASSETS (INTERIM)		
	03/31/2012	06/30/2011
ASSETS		
CASH AND CASH EQUIVALENTS	\$ 350,874,303	\$ 505,359,738
RECEIVABLES:		
EMPLOYER	—	909,663
STATE OF ILLINOIS	4,353,750	4,408,180
EMPLOYEE	41,658,358	49,567,455
ACCRUED INVESTMENT INCOME	36,277,669	30,800,471
PARTICIPATING TEACHERS' ACCOUNTS FOR CONTRIBUTIONS	4,550,751	4,681,364
OTHER RECEIVABLES	636,850	747,610
	87,477,378	91,114,743
INVESTMENTS, AT FAIR VALUE:		
EQUITY	5,804,463,180	6,375,599,574
PUBLIC REITS	296,174,580	298,907,749
BONDS	1,881,719,984	1,817,433,960
HEDGE FUND	175,830,270	177,744,777
INFRASTRUCTURE	305,210,002	275,818,888
REAL ESTATE	734,041,960	686,732,202
PRIVATE EQUITY	307,816,215	319,315,230
	9,505,256,191	9,951,552,380
FIXED ASSETS	2,865,459	2,794,812
TOTAL ASSETS	9,946,473,331	10,550,821,673
LIABILITIES		
ADMINISTRATIVE/ACCOUNTS PAYABLE	152,950,380	206,734,937
TOTAL LIABILITIES	152,950,380	206,734,937
NET ASSETS AVAILABLE FOR BENEFITS	\$ 9,793,522,951	\$10,344,086,736

STATEMENT OF CHANGE IN PLAN ASSETS (INTERIM)

	9 Months Ending 03/31/2012	12 Months Ending 06/30/2011
ADDITIONS:		
EMPLOYER:		
EARLY RETIREMENT OPTION	\$ 85,274	\$ -
STATE OF ILLINOIS	7,836,750	42,971,400
CPS UNDERFUNDED CONTRIBUTIONS	-	137,799,321
FEDERAL FUNDS-CPS	16,765,595	27,818,279
SPECIAL LEAVES	5,438	119,685
FEDERAL HEALTH INSURANCE REIMBURSEMENT	6,770,650	10,338,661
RECIPROCAL COLLECTIONS	11	994
	<u>31,463,718</u>	<u>219,048,340</u>
EMPLOYEE:	149,626,377	185,762,951
INVESTMENT INCOME:		
INTEREST	76,038,201	104,080,159
DIVIDENDS	98,083,944	127,470,956
SECURITIES LENDING (NET)	3,596,063	4,601,984
REALIZED GAINS (LOSSES)	163,755,093	381,041,285
UNREALIZED GAINS (LOSSES)	(137,342,137)	1,547,671,332
MISCELLANEOUS INVESTMENT INCOME	359,061	620,222
	<u>204,490,225</u>	<u>2,165,485,938</u>
MISCELLANEOUS OTHER	1,977	55,307
TOTAL ADDITIONS	<u>385,582,297</u>	<u>2,570,352,536</u>
DEDUCTIONS:		
REFUNDS	14,511,770	27,180,518
PENSION BENEFITS	829,752,664	1,047,538,959
DEATH BENEFITS	2,467,043	3,260,860
HEALTH INSURANCE	50,961,046	78,892,292
INVESTMENT ADVISORY & CUSTODIAL	31,513,372	42,193,297
ADMINISTRATIVE & MISCELLANEOUS	6,940,187	9,527,938
TOTAL DEDUCTIONS	<u>936,146,082</u>	<u>1,208,593,864</u>
NET INCREASE (DECREASE)	<u>(550,563,785)</u>	<u>1,361,758,672</u>
NET ASSETS AVAILABLE FOR BENEFITS AT BEGINNING OF YEAR	<u>10,344,086,736</u>	<u>8,982,328,064</u>
NET ASSETS AVAILABLE FOR BENEFITS AT END OF PERIOD	<u>\$ 9,793,522,951</u>	<u>\$10,344,086,736</u>

Administrative and Investment Expense Analysis

	Interim Ending 03/31/2012	Budget Year 2012	% of Budget to Date	Year Ending 06/30/2011	Year Ending 06/30/2010
Salaries	\$ 3,523,903	\$ 4,940,306	71%	\$ 4,608,637	\$ 4,235,544
Actuary fees	52,000	70,000	74%	70,750	68,000
Audit and Tax	201,130	155,000	130%	175,000	165,275
Banking Fees	47,465	56,400	84%	58,518	55,425
Consulting Fees	5,819	20,000	29%	3,631	10,376
Data processing expense	35,100	70,000	50%	47,145	77,809
Election expense	238,643	245,500	97%	214,331	250,358
Employee's health insurance	561,245	769,800	73%	664,504	610,313
Field Services/Pension Rep	55,796	60,200	93%	59,634	56,558
Health insurance consulting	35,000	53,500	65%	44,333	35,093
Insurance premiums	27,733	37,500	74%	35,359	31,965
Legal fees	222,128	250,000	89%	431,892	210,496
Legislative expense	113,144	160,000	71%	136,037	127,138
Maintenance of equipment, systems, software and support	110,925	179,900	62%	189,493	187,095
Medical fees	31,915	52,100	61%	57,097	55,443
Membership dues, subscriptions	12,097	14,700	82%	11,414	13,335
Office forms and supplies	51,887	53,100	98%	75,360	59,908
Office rent and utilities	651,332	933,850*	70%	888,722	912,895
Postage and Delivery	166,865	180,000	93%	182,321	142,305
Publications/Communication	155,174	185,000	84%	165,915	235,322
Records Management	7,478	15,000	50%	8,043	8,901
Studies and investigation	5,131	39,500	13%	6,896	43,715
System Consulting	510,399	747,000**	68%	540,988	542,950
Data Security	—	68,000	0%	—	—
Trustee conferences, seminars, and meetings	71,829	140,000	51%	100,295	128,149
Tuition/Training/Educ. Conf.	24,849	106,300	23%	70,193	46,896
Miscellaneous	21,200	39,600	54%	25,132	20,637
Total Administrative Budget	\$ 6,940,187	\$ 9,642,256	72%	\$ 8,871,640	\$ 8,331,901
Custodial	\$ 374,092	\$ 500,000	75%	\$ 400,000	\$ 440,000
Consulting	393,750	605,000	65%	474,338	525,000
Manager fees	30,025,102	40,000,000	75%	40,630,241	37,879,768
Fees for foreign exchange and real estate	720,428	—	—	688,718	894,012
Total Investment	\$ 31,513,372	\$ 41,105,000	77%	\$ 42,193,297	\$ 39,738,780
Fixed Assets (cost)	70,647	158,495***	45%	143,337	128,581
Database (Pension Gold) project	—	—	0%	—	448,527
Performance Reporting Software	—	185,000	0%	—	—
Total Capital Expenditures	\$ 70,647	\$ 343,495	21%	\$ 143,337	\$ 577,109

Budget Adjustment

* light sensors \$8,850; approved on Oct 20th

** Additional I.T. Staff \$200,000; approved on Dec 8th

** Security Cameras \$20,000; approved on Dec 8th

REPORT OF THE COMMITTEE ON PENSION LAW AND RULES

April 20, 2012, Pension Law and Rules Committee Meeting Report Presented

Chairperson Wohl presented the April 20, 2012, Pension Law and Rules Committee Meeting report (see Exhibit C attached).

May 11, 2012, Pension Law and Rules Committee Meeting Report Presented

Chairperson Wohl also presented the May 11, 2012, Pension Law and Rules Committee Meeting report (see Exhibit D attached).

Legislative Update

Chairperson Wohl asked Mr. Huber to update the Trustees on the recent Lobby Day in Springfield, Ill. Mr. Huber reported that there was a good turnout for Lobby Day on May 16, 2012. He indicated that there was representation from CTPF, CTU, CPAA, and RTAC in support of CTPF funding reform. Mr. Huber commented that although CPS was not represented at Lobby Day they have agreed to support funding bill HB4246, Amendment 1. Mr. Huber stated that HB4246 was scheduled to be heard in the House Executive Committee on May 16th but was not called. Mr. Huber informed the Trustees that considerations being debated in Springfield are pension contributions, retirement age, and COLA. Mr. Huber also reported that he testified before the Senate Pensions and Investments Committee on April 18, 2012, as a part of a subject matter hearing over three funding bills. Mr. Huber indicated that his testimony detailed why CTPF's funding ratio has eroded over the past 10 years and offered information about legislation CTPF supports to correct the decline. Mr. Huber also reported on the differences in the governor's and mayor's proposed pension reforms.

Chairperson Wohl expressed his appreciation to Ms. Frances Radencic and Ms. Michelle Holleman for their work on various forms of communications to CTPF members and legislators. Chairperson Wohl commented on the positive feedback from Representative David Harris on the funding report which was prepared by CTPF for distribution to legislators. Chairperson Wohl thanked President Rehak for sending letters to local media outlets on behalf of CTPF. Discussion ensued regarding funding issues.

Chairperson Wohl moved the Report of the Committee on Pension Law and Rules to the omnibus.

Dr. Pilditch left the meeting.

REPORT OF *THE AD HOC* ELECTION COMMITTEE

April 30, 2012, *Ad Hoc* Election Committee Meeting Report Presented

Ms. Radencic presented the April 30, 2012, *Ad Hoc* Election Committee Meeting report (see exhibit E).

Ms. Radencic reviewed the following recommendations as presented in the Committee report.

1. Move that the 2012 Teacher Trustee Election be conducted on Friday, November 9, 2012, which is the Friday of the first subsequent full week of school that follows the last Friday in October.
2. Move that the option to conduct the Teacher Trustee Election in electronic voting option be offered to schools on a voluntary basis.
3. Direct staff to work on revision of the statutes that describe the Trustee Elections. Such revision should take into account current school practices, including scheduling, multiple tracks, and availability of technology, and to provide for electronic voting as an option for all Trustee Elections.

Motion to Approve the April 30, 2012, Recommendations of the *Ad Hoc* Election Committee as presented

A motion was made by Mr. Ward, seconded by Mr. Sierra, to approve the April 30, 2012, *Ad Hoc* Election Committee Meeting recommendations as presented. Discussion ensued.

Questions were raised regarding a proposed pilot program which would allow a number of schools to vote electronically. Ms. Radencic responded that schools would be picked through a lottery system and would participate on a voluntary basis. She emphasized that there would be a proportionate representation by schools citywide. President Rehak expressed his concern that schools that are not selected may feel disenfranchised. He also expressed concerns about pre-election complaints. Mr. Ward commented that the Committee weighed the pros and cons of the pilot program and that the details would be handled proficiently by Ms. Radencic. He also commented that Ms. Radencic will not move forward if she finds any issues. Ms. Radencic expressed that the Committee will put together a detailed model of the process. She also noted that there is a possibility the pilot program may not be instituted for the 2012 election due to the time frame. Discussion ensued regarding educating pension fund representatives.

Motion to Defer the Previous Motion, Failed

A motion was made by Mr. Rehak, seconded by Mr. Wohl, to defer the motion as presented to approve the April 30, 2012, *Ad Hoc* Election Committee Meeting report. The motion failed by voice vote.

Motion to Approve the April 30, 2012, Recommendations of the *Ad Hoc* Election Committee as presented, approved

A vote was called on the original motion. The motion passed by unanimous voice vote.

REPORT OF THE PRESIDENT

Trustees Rescind Requests to Attend Conferences

Mr. Sierra withdrew his request to attend the Opal Real Estate Investors Summit in Miami in April 2012. Mr. Ward withdrew his request to attend the NCPERS Annual Conference in New York City in May 2012.

Conference Requests

Ms. Ashford, Ms. Reilly and Mr. Wohl requested approval to attend the IMN ILPERS Conference in Chicago in May 2012. Ms. Freed, Mr. Rehak, and Ms. Reilly requested approval to attend the Dimensional Fund Advisors Annual Defined Contribution Conference in Chicago in June 2012. Mr. Rehak and Ms. Reilly requested approval to attend the GFOA Annual Conference in Chicago in June 2012. Ms. Padilla requested approval to attend the Callan Associates Callan College in Chicago in July 2012. Ms. Freed requested approval to attend the IFEBP Hedge Funds, Real Estate, and Other Investment Alternatives Conference in San Francisco in July 2012. Mr. Sierra requested approval to attend the Opal Financial Group Public Funds Summit East in Newport, R.I. in July 2012. Ms. Reilly and Mr. Ward requested approval to attend the NCTR Annual Conference in Tucson in October 2012.

Motion to Authorize Trustee Travel, Approved

A motion was made by Mr. Ward, seconded by Mr. Kotis, and unanimously passed, to approve the conference requests as listed above.

REPORT OF THE EXECUTIVE DIRECTOR

Actuarial Projections

Mr. Kevin B. Huber, Executive Director, reported that he asked the fund actuary to perform funding projections based upon the governor's recent pension proposals. Mr. Huber presented the actuarial funding projections and reviewed the impact on the pension fund.

Employer Remittance Guidelines Consideration Deferred

Mr. Huber presented the Employer Remittance Guidelines to the Trustees for consideration. The Trustees deferred consideration to a later date.

OMINIBUS VOTE

On a motion by Mr. Ward, seconded by Mr. Kotis, and by unanimous vote, the foregoing committee reports which were moved to the omnibus were approved.

CONTINUATION OF THE REPORT OF THE EXECUTIVE DIRECTOR

Actuary RFP Update

Mr. Huber reported that CTPF received proposals from 6 firms. CTPF will select three firms to be interviewed by the Trustees at the June 21, 2012, Board Meeting. Mr. Huber noted that other firms can be interviewed if the Trustees are not satisfied with the pool of candidates.

CFO Search Update

Ms. Padilla asked Mr. Huber about the status of the CFO search. Mr. Huber indicated there are six or seven potential candidates to be interviewed. He noted that the delay has been due to him addressing legislative matters in Springfield, but he hopes to have the position filled soon.

Duty Disability Application

Mr. Ward expressed that he needed clarification on a duty disability application on which he has been asked to vote. Attorney Burns recommended that Mr. Ward request further information.

UNFINISHED BUSINESS


Takeaway Remarks

Mr. Wohl commented on ideas discussed at the NCPERS 2012 Annual Conference. Ms. Padilla reported that she received the NCPERS Manager Prize during the conference. Mr. Wohl expressed that CTPF should seek contribution payments from CPS on a bi-weekly basis as opposed to monthly. Ms. Padilla commented that defined contribution plans are being marketed heavily. Ms. Padilla and Mr. Wohl expressed that members should be educated to fight against defined contribution plans. Mr. Rehak reported that WTTW would like for him to potentially speak on *Chicago Tonight* to discuss pension funding.

ADJOURNMENT

On a motion by Mr. Ward, seconded by Ms. Freed, and by unanimous vote, the meeting adjourned at 3:11 p.m.

Respectfully submitted,



James F. Ward
Recording Secretary

EXHIBIT A

Investment Committee Meeting

Recommendations/Actions

April 26, 2012, 9:31 a.m. – 3:47 p.m.

Attendees: Trustees: Committee Chairperson, Mr. James F. Ward, Ms. Lois W. Ashford, Mr. Jeffery Blackwell, Ms. Jeanne Marie Freed, Mr. Chris N. Kotis, Ms. Tina Padilla, Dr. Walter E. Pilditch, Mr. Jay C. Rehak, Ms. Mary Sharon Reilly, Mr. Raymond Wohl – 10.

Ms. Reilly subsequently arrived during the Hispania Capital Partners Presentation.

Ms. Ashford subsequently arrived during the HarbourVest Presentation.

Staff and Consultants: Mr. Kevin B. Huber, Executive Director, Ms. Carmen Heredia-Lopez, Director of Investments, Ms. Marisel Hernandez of Jacobs, Burns, Orlove & Hernandez, Legal Counsel, and Mr. Matt Shirilla of Callan Associates, Investment Consultant.

Report of the Investment Consultant

Due Diligence Presentations

Private Equity Investment Managers representing Hispania Capital Partners (2 Funds), HarbourVest Partners, ICV Partners, Syncom Venture Partners, Pantheon, Palladium Equity Partners, and Pharos Capital Group made routine due diligence presentations in accordance with the Fund's investment policy. Each manager reviewed portfolio, organization, philosophy, and performance, and addressed questions raised by the Committee.

Following the presentations, Mr. Matt Shirilla of Callan Associates and Ms. Heredia-Lopez addressed questions raised by the Committee.

Request for Additional Due Diligence

Mr. Wohl asked if the CTPF investment staff reviews hard copy presentations submitted by managers in advance of their presentations to the Board. Ms. Heredia-Lopez, Director of Investments, responded that she does not currently have sufficient staffing resources to conduct such due diligence. She expressed that more due diligence can be performed but additional resources would be necessary.

President Rehak asked Ms. Heredia-Lopez to present a plan on staffing needs.

EXECUTIVE SESSION

Motion to Go Into Executive Session, Approved

A motion was made by Mr. Kotis, seconded by Ms. Reilly, and unanimously passed, to go into executive session for the purposes of discussing litigation related to investments.

The executive session lasted from 1:52 p.m. to 3:37 p.m.

Motion to Return to Open Session, Approved

A motion was made by Mr. Ward, seconded by Mr. Kotis, and unanimously passed, to return to open session.

Motion to Authorize Direction to Baker and McKenzie to Take Action to Protect Partnership of One of CTPF's Investments

A motion was made by Ms. Freed, seconded by Dr. Pilditch, and unanimously passed, to authorize the Executive Director to direct Baker and McKenzie to take the necessary steps to prepare and file pleadings, and prosecute any action to protect the partnership of one of CTPF's troubled real estate investments.

NEW BUSINESSProxy Voting

President Rehak asked staff to investigate the cost of proxy voting.

CTPF Communications

Ms. Freed asked staff to include in the next Pension Newsletter a distinction between the TRS system and CTPF, and to further clarify that CTPF was not implicated in the recent news releases regarding the financial condition and solvency of TRS relative to its investment managers.

Ms. Padilla asked Mr. Huber to reach out to CTU in an effort to seek an advertisement advocating funding for CTPF which would be equitable to TRS funding. Mr. Huber responded that a one-page document is being prepared by CTPF for the purposes of spreading the message about equitable funding for CTPF. Mr. Huber indicated that he will also contact CTU.

ADJOURNMENT

On a motion by Mr. Kotis, seconded by Dr. Pilditch, and by unanimous vote, the meeting adjourned at 3:47 p.m.

PROCEEDINGS
OF THE
Board of Trustees
OF THE
**Public School Teachers' Pension and
Retirement Fund of Chicago**

Executive Session – Official Report

Thursday, April 26, 2012

An executive session of the Investment Committee of the Public School Teachers' Pension and Retirement Fund of Chicago was held Thursday, April 26, 2012.

Chairperson James F. Ward called the meeting to order at 1:52 p.m.

ROLL CALL


Members present: Ms. Lois W. Ashford, Mr. Jeffery Blackwell, Ms. Jeanne Marie Freed, Mr. Chris N. Kotis, Ms. Tina Padilla, Dr. Walter E. Pilditch, Mr. Jay C. Rehak, Ms. Mary Sharon Reilly, Mr. Raymond Wohl, Mr. James F. Ward – 10.

Members absent: Mr. Rodrigo A. Sierra, Ms. Andrea L. Zopp – 2.

Also in attendance were Mr. Kevin B. Huber (*Executive Director*), Ms. Carmen Heredia-Lopez (Director of Investments), and Ms. Marisel Hernandez of Jacobs, Burns, Orlove and Hernandez (Legal Counsel).

Discussion ensued regarding litigation matters. No action was taken. There being no further business, the executive session adjourned at 3:37 p.m.

Respectfully submitted,



James F. Ward
Chairperson

EXHIBIT B

Investment Committee

Informal Meeting Recommendations/Actions

May 4, 2012

Attendees: CTPF Trustees: Jeffery Blackwell, Lois W. Ashford, James F. Ward, Staff and Consultants: Kevin B. Huber, Gissel Gomez, Angela Miller-May, Susan Baez and Cheryl Rooks of CTPF and Matthew Shirilla of Callan Associates and guest Amir Sadiq.

At the June 20, 2006, Board meeting, Trustees were encouraged to attend Management and Consultant's (Callan) "First Friday" monthly meetings with investment managers and service providers. These meetings provide access to ANY investment service provider that would like to meet with management and Callan and have a product that is potentially beneficial to the Fund. The attendees met with the following investment service providers:

- 9:30 Pharo Macro Fund, Ltd., – David Crosby, Director of Marketing presented his firm's Global Emerging Markets Macro Hedge Fund. The firm had an AUM of \$2.2B. The fund covers emerging market instruments across a broad set of asset classes and markets. The investment drivers are fundamental macroeconomic and technical market factors. Pharo is a tactical trader with a portfolio turnover of 2-3 times a month. The target return since inception is 12% with fees of 2/20 with a minimum investment of \$5M to \$200M.
- 10:00 Victory Capital Management – Paul G. Pasicznyk, Head of Institutional Sales and Relationship Mgmt and Paul Sanko presented their firm's Emerging Markets Small Cap Equity product. The firm had an AUM of \$25.8B. The Emerging Markets Small Cap Equity product was launched three years ago. It will be 4 years in July. The target return is 3%-5% with fees of 1.5%.
- 10:30 Appomattox Advisory – Susan Webb, Chief Investment Officer, and Dianne Benner, Institutional Relations presented their MWDBE firm, a Hedge Fund of Funds. The firm started in 2005 and has a total AUM of \$900M. They customize global portfolios of hedge funds and extensively use small and emerging managers. They allocate to about 50 different managers and have a 10% manager turnover. Fees for customized portfolios are 70bps. The target return is 10% with volatility below 6%.
- 11:00 Enhanced Investment Partners – Robert Rowe, Managing Partner, Ed Murray and Lance Muwayi presented their firm, an Enhanced Equity Investment Rotation methodology that seeks to identify the current dominant equity style and cap size, as well as the out of favor, less productive style and cap size. They do not seek to replace managers; their methodology is viewed as an alpha enhancement overlay to an already existing domestic equity portfolio. Their fees are 10bps. The firm started in March 2011 and they currently have no clients.

- 1:30 Larch Lane – Peter Brady, Director of Sales & Marketing presented his firm’s Founder’s Share Fund/Hedge Fund. They provide customized and commingled alternative portfolios, emphasizing emerging manager investing through its hedge fund seeding platform and fund of hedge fund portfolios. The firm had a total AUM of \$1.5B. Their target return is between 4-6% with 3-5% volatility with fees of 1%.
- 12:00 Driehaus International Discovery Strategy – Jason Pomatto, Vice President, Institutional Sales and Dan Rea, Director of Research & Portfolio Manager presented the firm’s global growth strategy. Driehaus uses an active, bottom-up, fundamentally-based investment approach. The firm had a total AUM of \$8B. They can manage up to \$3B in this global strategy. They use an acceleration model and have a 125% portfolio turnover. The fees are 50-70bps on separate accounts.
- 12:30 Prosper Marketplace Inc. – Luke Powell presented the firm’s fixed income strategy, a predictable high yield income with consumer lending. They provide loans to small businesses and consumers. They use a technology model to identify traditional consumer lenders. They have been in business for 6 years. The bulk of their business is in debt restructuring. Due to the firm’s structure, they would not be a fiduciary to the fund if they were to be hired.

The attendees listened to the respective presentations and asked questions of each service provider.

EXHIBIT C

Pension Law and Rules Committee Meeting

Recommendations/Actions

April 20, 2012, 4:04p.m. – 6:21 p.m.

Committee Member Attendees: Committee Chairperson, Mr. Raymond Wohl, Ms. Jeanne Marie Freed, Mr. Jay C. Rehak, Ms. Mary Sharon Reilly – 4.

Staff and Consultants: Kevin B. Huber, executive director, Frances Radencic, director communications and member services, Joe Burns, Jacobs, Burns, Orlove & Hernandez, Legal Counsel, Bob Molaro and Steve Zahn (by phone), Anselmo & Associates, and Ms. Bukola Bello of Vision MAI, CTPF Legislative Lobbyists, John Butterfield, CPAA and RTAC, Laura Farr, CPS State Legislative Affairs director, Dion Smith, CPS, Dave Peterson, CPAA, Jackson Potter, staff coordinator CTU, Stacy Davis-Gates, legislative director CTU, Tom Suffredin, lobbyist CTU, Jack Silver, CTU pension committee chair.

Public Comment

None

Report of Individual Groups 2012 Legislation Initiatives

Mr. Wohl welcomed representatives of the Chicago Public Schools.

Kevin Huber presented testimony before the Illinois State Senate Pensions and Investments Committee in a subject matter hearing on Wednesday, April 18, 2012. Mr. Huber summed up the testimony and explained that he was asking for equitable state funding and proper employer funding. We continue to make the point that we need funding proportionate to the amount TRS receives.

CPS sat beside Kevin and it was not contentious. It was a fact finding day. No bills were called.

Next the committee examined the press release from Governor Quinn's office on the report of the Pension Task Force.

Steve Zahn explained the options presented in the Governor's pension proposal.

Mr. Wohl asked that the press release be included in the record of this meeting.

Governor's Press Release

CHICAGO – April 20, 2012. Governor Pat Quinn today announced a bold plan that secures public workers' retirement while fixing the state's pension problem that has been created over decades of fiscal mismanagement. The proposal is expected to save taxpayers \$65 to \$85 billion based on current actuarial assumptions. The changes will lead to greater certainty in Illinois' business climate, respond to concerns from ratings' agencies regarding the state's unfunded pension liability and support the continuation of the state's capital plan that is putting hundreds of thousands of Illinois residents back to work. The Governor's proposal follows weeks of discussion by the Governor's pension working group.

"Unsustainable pension costs are squeezing core programs in education, public safety and human services, in addition to limiting our ability to pay our bills," Governor Quinn said. "This plan rescues our pension system and allows public employees who have faithfully contributed to the system to continue to receive pension benefits. I urge the General Assembly to move forward with this plan, which will bring a new era of fiscal responsibility and stability to Illinois."

Illinois' pension system is now under-funded by \$83 billion due to decades of inadequate funding by past lawmakers and governors, and the promise of increased benefits without sufficient revenue to pay for those benefits. Under Governor Quinn, as annual required contributions increased dramatically, the state paid exactly what the law required into the pension systems. The fiscal year 2013 payment, \$5.2 billion, now makes up 15% of general revenue fund spending compared to 6% a few years ago.

The Governor's proposal provides for 100% funding for pension systems by 2042 and makes the following changes to the current plan:

- **3% increase in employee contributions**
- **Reduce COLA (cost of living adjustment) to lesser of 3% or ½ of CPI, simple interest**
- **Delay COLA to earlier of age 67 or 5 years after retirement**
- **Increase retirement age to 67 (to be phased in over several years)**
- **Establish 30-year closed ARC (actuarially required contribution) funding schedule**
- **Public sector pensions limited to public sector employment**

In consideration for the changes above, employee pay increases will continue to be counted in the calculation of their pension and employees will receive a subsidy for their health care in retirement. The state can no longer provide current levels of both pensions and retiree healthcare to employees upon retirement. Currently 90% of retired state employees pay nothing for their healthcare costs. States comparable to Illinois in size and demographics provide little to no assistance for retiree healthcare costs.

The Governor's plan also calls for phasing-in the responsibility for paying normal costs of pensions to each employer, including school districts, community colleges and public universities.

This plan reflects the discussions of the working group. The working group continues to work in an effort to find full consensus on all elements of the proposal. Members of the

pension working group include Sen. Mike Noland, Sen. Bill Brady, Rep. Elaine Nekritz and Rep. Darlene Senger.

See also the Governor's Fact sheet and Stabilization Plan, attached.

Discussion of the Governor's Plan ensued.

Steve Zahn summarized the plan.

The plan revolves around forcing Tier 1 participants to make an election for a new benefit formula. Tier 1 are those members hired prior to January 1, 2011. If the member wants to maintain the current formula, s/he can do so, but would not receive any increases in pensionable salary and would lose the right to retiree health insurance.

If members do elect the alternative formula, "Tier 3", they will be eligible for retiree health insurance and this would be guaranteed by the Illinois constitution. They will also receive increases in pensionable salary. They will have to pay 3% more in employee contributions, COLA would be reduced to the Tier 2 COLA, and would be delayed until 67 or five years after retirement. The State will establish a funding plan which is 30 years or 100%. Normal retirement age would be increased to 67 over several years and would be phased in based on years of service.

If you compare these to Tier 2, you'll see many similarities in retirement age, COLA, etc. One difference is that this plan increases employee contributions by 3%.

This formula is actually worse than Tier 2 for some participants. If you are a participant who is never going to hit the Tier 2 wage cap, a lower wage earner and you have a normal retirement age, you are actually worse off under the governor's proposal than you would be in Tier 2 because employee contributions are increasing.

Initial feedback indicates support by some groups, but some are protesting the shift in normal cost to school districts. Republicans are not on board with the shift in costs. Senate and House Democrats are taking a different position; they support the shift in cost, but not the shift in retirement age. Legislators have not yet signed on to the proposal but it is seen as a starting point. It's short on details, no legislation has been filed. It's safe to say that each caucus will have its issues. This proposal could also jeopardize the Social Security safe harbor exemption. There are similar concerns with Tier 2. An answer to this question is years away from being determined because it's not until January 1, 2021, until anyone is vested.

The lobbyists and committee members agreed that there will be a long road ahead with this legislation.

Questions were raised about the constitutionality of these proposed changes.

This only affects active members, not current retirees.

Old Business

Mr. Wohl suggested we resume discussion about our five legislative priorities. Ms. Bello summarized the proposals and their current status.

The three current funding bills in the Senate must be “shelled” in order to proceed. They can be shelled or be incorporated into a larger budget item. Funding bills in House did not move.

Healthcare bill – moved to a committee on pension enhancements in Senate and did not progress in the House.

Re-employment bill it passed out of committee 8-0 in house and senate 53-0 with the agreement that we are working on an agreed bill with CPS. We should be able to move this forward once we reach agreement.

Dion Smith of CPS spoke in favor of working together to help develop support for State funding for CTPF.

Members discussed strategic options for current legislation.

Stacy Davis-Gates said that a provision in the CTU contract allows CPS and CTU to work together to lobby collectively on issues that impact both groups. She suggested that they might work together on this subject.

Laura Farr, CPS State Legislative Affairs director, indicated that they support the portion of SB 3528 which deals with an increase in state contributions, but they cannot support the clause which eliminates the offset of funds. She also indicated that they are also working to make the return to work bill an agreed bill. They are negotiating those to make sure that all can agree.

The lobbyists indicated that the current appropriations bill is now our new priority. We need to make sure we get our percentage of payroll from the State. The appropriation bill HB 5934 includes an incorrect number and lobbyists are following up with House staff to make sure this error gets corrected.

Ms. Bello and Mr. Molaro suggested that we might unite behind the concept of fair funding for CTPF. They offered that all of the groups can talk to legislators about the concept of funding even though we disagree on specific aspects of our funding bills. Mr. Molaro suggested that we all work together to tell legislators that they cannot vote for a budget that gives \$2.4 billion to TRS and only \$11 million to CTPF and focus on this issue.

Mr. Wohl reiterated that we do all agree on this strategy and suggested we solidify this strategy with a lobby day.

New Business

The discussion then turned to how to promote this strategy with a lobby day. Stacy Davis Gates, legislative director CTU suggested that we create a new information piece focused on the initiative we agree on and offered a strategy for approaching legislators. Ms. Bello suggested targeting members who are working on the budget and then spread out.

The group then examined the legislative schedule to try and determine how we could mobilize constituents to visit legislators in Springfield. The legislators meet almost every day in May.

Ms. Bello offered to put together a list of members who are working on the budget. Mr. Molaro suggested targeting some of the Chicago Democrats as well.

The group indicated that large groups can be difficult to manage and intimidating for visitors and members. A suggestion was made single bus would be better than many busses and that members should arrive early before the session starts, by 8:00 a.m.

A question about funding for the lobby day was raised. Mr. Wohl said that everyone would chip in. Mrs. Reilly suggested that CTPF can pay for trustees to go to Springfield, but not for others. In the past, the Union has paid for the cost of the busses. Mr. Wohl indicated that the money is secondary, that if we pick a date, the money will come.

RTAC members suggested they might get funding from their organization as well. While they could not speak for their organization, they do represent three of the board members.

Mr. Wohl challenged the group to make sure they were aware of any possible changes in Springfield and to be ready to act.

Suggested dates were given. The group settled on three possible days, Tuesday, May 8, Wednesday May 16, and Thursday, May 24.

Committee members agreed that they would like to have one bus, with washrooms, on each day. Mr. Wohl suggested we start letting our members know that these are lobby days are being developed and that we are going to ask for State funding. We will re-do our materials to focus on this effort and send an e-blast.

CTU said they would help send out e-blasts, put information on the website, etc.

RTAC agreed to start sending out information.

The group then set May 11th as the next round table meeting. Lobbyists will have to join by phone.

The following action items were assigned:

1. Lobbyists will continue to work on moving legislation issues forward in Springfield.
2. Frances Radenic will work on the revised flyer and asked for suggestions to be sent to her via e-mail.
3. Stakeholder representatives, will speak with their respective leadership to discuss lobby day opportunities.

The meeting adjourned at 6:21 p.m.

EXHIBIT D

Pension Law and Rules Committee Meeting

Recommendations/Actions

May 11, 2012, 4:15p.m. – 6:41 p.m.

Committee Member Attendees: Committee Chairperson, Mr. Raymond Wohl, Jeanne Marie Freed, Mr. Jay C. Rehak, Mr. James F. Ward – 4.

Staff and Consultants: Kevin B. Huber, executive director, Ms. Frances Radencic, director communications and member services, Joe Burns, Jacobs, Burns, Orlove & Hernandez, Legal Counsel, Steve Zahn (by phone), Anselmo & Associates, and Ms. Bukola Bello of Vision MAI (by phone), CTPF Legislative Lobbyists, John Carr, Attorney and Lobbyist for RTAC, John Butterfield, CPAA, Dion Smith, CPS, Jack Silver, CTU pension committee chair.

Public Comment

None

Report of Individual Groups 2012 Legislation Initiatives

Mr. Wohl made opening remarks. He recognized the historic events of the past week with Mayor Emanuel and Kevin Huber testifying in Springfield. He publicly extended an invitation to the Mayor to meet with CTPF to discuss pensions.

Review by Lobbyists

Ms. Bukola Bello reviewed the mayor's testimony and specifically addressed the "hitting of the 'pause' button" in the Mayor's plan and increasing the employee contribution by 5%. The Mayor was unapologetic about receiving the pension holiday and stressed that by next year the City's payments would jump to \$300 million and property taxes would increase by 150%. No numbers were provided by the city to back up this information. The mayor has not made any mention of working with the pension fund in terms of their required contribution or proposals. Ms. Bello agreed that extending the invitation to the Mayor's office would be productive.

The House Testimony delivered by Kevin Huber this past week was well received. Many comments were made regarding the written testimony provided by CTPF.

Funding proposals, HB 4246 and HB 5934, are currently in motion and we are expecting them to be heard in their respective committees next week.

Steve Zahn discussed the pension reform proposals. Things are picking up steam for reform this year and right now it looks like benefit reform proposals will be limited to the five state systems. Benefit reform for CTPF could be considered as part of a separate package. Legislators are working over the weekend to get something drafted. State pension reform packages are still including a shift in normal costs which may increase our chances of receiving normal costs which may help our cause, but it is still an uphill battle. House and Senate Republicans remain opposed to shifting normal costs. As we get closer to May 31, the likelihood of benefit reform seems more likely.

Mr. Huber reviewed and discussed his recent testimony before the Illinois House. He stressed the importance of funding reform for our fund.

Mr. Huber explained the contents of HB 4246 Amendment 1. This is an attempt to keep Chicago Teachers' Pension Fund the same as other teachers' system in the State of Illinois. This bill asks the State of Illinois to cover our normal cost and the employer to pay for our unfunded liability. Mr. Huber made the point that while we don't wallow in the past but we must acknowledge and not repeat.

Mr. Huber also discussed an analysis of actuarial projections if we were put under the governor's proposal.

Mr. Wohl and Mr. Zahn suggested that one addition to HB 4246 would be to include information in HB 4246 that would require CPS to pay us on a regular schedule instead of on the last day of the year.

The discussion moved to the Wednesday, May 16, lobby day.

Ms. Bello spoke to Laura Farr from CPS and they will join in the effort to get state funding, but they are not going to coordinate or work together on a lobby day. Mr. Butterfield is currently working to get his members interested in the lobby day.

Mr. Anselmo discussed the reasons why the State recently passed health insurance reform for State employees.

Mr. Carr offered insight into the Metropolitan Water Reclamation pension reform bill and how this could be used as a 'test case' for pension reform.

Mr. Burns reviewed a recent meeting with CPS regarding pension reform. It was an opportunity to begin discussions to try and find a proposal that all could agree on, as requested by Legislative leadership. A number of significant items were discussed and it was a cordial discussion.

Old Business

Ms. Bello reviewed the plans for lobby day. She had not received any logistics for next Wednesday. She indicated that the lobbyists would be available to provide materials and assistance.

Mr. Silver indicated that the union had been contacting its membership, asking for help with the lobby day. His concern is that the union is making an effort, but not the other stakeholder groups. Ms. Bello suggested that she would speak to RTAC about the day, but they've focused on e-mail, in-district visits, etc.

Ms. Radencic indicated that CTPF surveyed members and 24 had signed up for the 16th. Additional ones had signed up for the 24th. She forwarded the information to Jackson Potter. She also contacted John Butterfield to see if RTAC might organize a bus because we had about 20 people interested in going on the 24th.

Ms. Ashford made the point that a Robo call might be a more effective technique for reaching our retirees because many are not comfortable with computers.

Ms. Radencic indicated that we have this capacity. Mr. Wohl suggested that CTPF use a Robo call to let constituents know that we are aware of what's going on, that we have a group going down to Springfield to lobby and encourage folks to visit our website, read the E-Lerts, and contact legislators. Mr. Wohl indicated that part of the committee's job is to brainstorm strategies that can be implemented by staff.

Discussion moved to materials that we might have available for the May 16 lobby day.

Ms. Radencic reviewed the information provided including Mr. Huber's testimony, the updated Standing Together for Public Pensions, the Pensions Matter education piece and the equitable funding flyer leave behind. She offered to print additional flyers for groups upon request. As previously decided, the electronic files will be sent to all stakeholder organizations.

The group reviewed the funding equity flyer.

The lobbyists will produce an additional fact sheet for their use. Ms. Bello indicated that we need an easy to use flyer that would explain the bills. This sheet would outline HB 4246 and HB 5934 and would be for the participants so they would be able to explain the legislation to the legislators. Mr. Wohl indicated that the summary sheet also included this information.

Final Review and Action Items

Mr. Wohl will contact the CTU to thank them and offer assistance with the production of written materials for Lobby Day if needed. He cannot attend but Ms. Padilla will represent the CTPF Trustees during the day.

Ms. Freed suggested we get ready for the May 24th date and Ms. Radencic will follow up with RTAC and CPAA to see if they are interested in hosting the date.

The group selected June 14 at 3:30 as a date for the next meeting.

The meeting was adjourned at 6:40 p.m.

EXHIBIT E

REPORT OF THE *AD HOC* COMMITTEE ON THE 2012 TEACHER TRUSTEE ELECTION

Monday, April 30, 2012

Trustees in attendance: Jeffery Blackwell, Tina Padilla, James Ward

Legal counsel: Marisel Hernandez

Staff: Frances Radencic, Kristen Jurich

Two items were presented for discussion:

1. The date for the Teacher Trustee Election
2. The recommendation to pilot electronic voting for this year's Teacher Trustee Election.

After review of the statute language regarding the date of the Election, discussion ensued regarding the school calendars and how to stay within the dictates of the law. Since the statute includes language that reads "or on the Friday of the first subsequent full week of school", it was agreed that the election could be held on a different Friday. It was determined that Friday, November 9th was the first subsequent full week of school" that followed the last Friday in October. Recommendation for approval follows:

Discussion regarding electronic voting focused on how to provide this voting option within the parameters of the statute regarding Board elections. It was determined that teachers in the schools that volunteer to exercise the electronic option would use the computers in the school lab. The pension rep and judges of election would be responsible for monitoring the Election, and distributing the voting slips that would allow the teacher to access the electronic voting website.

There is no limitation on the number of schools that can sign up for the electronic option. Volunteer schools will be generated through a marketing of the electronic option to the pension reps, principals, and general membership at each school.

The committee agreed that the current language in the statute regarding the Elections is very specific as to the day of the Election, the requirement that it be conducted by the teachers, and establishment of polling places (which may imply a specific, physical location) This language does not reflect changes that have occurred in regards to use and availability of technology, different school calendars, teachers who move from one site to another during the day. With regard to the pensioner and principal Elections, the statute only provides for mail ballots. Committee agreed that the statute needs to be revised to allow for other forms of balloting, as well as to remove the day-specific language for the Teacher Trustee Election.

Committee recommendation to the Board of Trustees approval of the following:

1. Move that the 2012 Teacher Trustee Election be conducted on Friday, November 9, 2012 which is the Friday of the first subsequent full week of school that follows the last Friday in October.
2. Move that the option to conduct the Teacher Trustee Election in electronic voting option be offered to schools on a voluntary basis.
3. Direct staff to work on revision of the statutes that describe the Trustee Elections. Such revision should take into account current school practices, including scheduling, multiple tracks, and availability of technology, and to provide for electronic voting as an option for all Trustee Elections.

PROCEEDINGS
OF THE
Board of Trustees
OF THE
**Public School Teachers' Pension and
Retirement Fund of Chicago**

Regular Meeting – Official Report

Thursday, June 21, 2012

A regular meeting of the Board of Trustees of the Public School Teachers' Pension and Retirement Fund of Chicago was held Thursday, June 21, 2012.

The President, Mr. Jay C. Rehak, called the meeting to order at 9:33 a.m.

ROLL CALL

Members present: Mr. Jeffery Blackwell, Ms. Jeanne Freed, Mr. Chris Kotis, Ms. Tina Padilla, Dr. Walter E. Pilditch, Mr. Jay Rehak, Ms. Mary Sharon Reilly, Mr. Rodrigo Sierra, Mr. James F. Ward – 9.

Members absent: Ms. Lois Ashford, Mr. Raymond Wohl, Ms. Andrea L. Zopp – 3.

Ms. Ashford and Mr. Wohl subsequently arrived during the report of the Investment Consultant.

Also in attendance were Mr. Kevin Huber (*Executive Director*), Mr. Joseph Burns and Ms. Tiffany Reeves of Jacobs, Burns, Orlove and Hernandez (*Legal Counsel*), Mr. Matt Shirilla, Mr. Gary Robertson and Gwelda Swilley-Burke of Callan Associates (*Investment Consultant*), Ms. Bukola Bello of Vision MAI (*Legislative Lobbyist*), and various observers and staff members.

PUBLIC PARTICIPATION

Presentation by Hoi Huynh

Ms. Hoi Huynh, expressed her concern regarding the budget deficit and rampant unemployment in our state.

Presentation by Clarice Berry

Ms. Clarice Berry, a retired member, thanked the Trustees for their hard work. Ms. Berry thanked Mr. Chris Kotis for his service as Trustee on behalf of all the principals and administrators. Ms. Berry congratulated Mr. Kotis on his imminent retirement. Ms. Berry recommended that Mr. Jerry Travlos be considered to carry out Mr. Kotis term.

Discussion ensued.

COMMUNICATIONS

The following persons have made requests to the Fund in accordance with the Illinois Freedom of Information Act.

- Mr. Keith E. Edeus, of Ungaretti & Harris, LLP, requested pension calculations and last know addresses for principals in reference to pension litigation against CPS in the early 1990's. The request is being processed.
- Mr. Jake Griffin, of the *Daily Herald*, requested a list of annuitants and beneficiaries, including: name; age; rate of pension; last employer; pension start date; pension type; benefit amount paid over last 5 years; and COLA over last 5 years. The request was fulfilled.
- Mr. Joel Hood, of the *Chicago Tribune*, requested funding projections included in the Actuarial Valuation as of June 30, 2011. The request was fulfilled.
- Kirti Mistry, of Preqin, requested commitment, contribution, distribution and value of CTPF's Private Equity/Venture Capital Funds as of September 30, 2011. The request was fulfilled.
- Mr. Dion Smith, of CPS, requested actuarial projections which reflect the impact of HB4246. The request was fulfilled.
- Ms. Becky Vevea, of WBEZ, requested a projected number of retirees for June 2012 and the number of retirees over the last ten years. The request was fulfilled.

APPROVAL OF MINUTES

Motion to Accept Minutes of Regular Board Meeting on May 17, 2012, Approved

A motion was made by Mr. Ward, seconded by Mr. Rehak, and unanimously passed, to approve, the minutes of the Regular Board Meeting on May 17, 2012.

Trustee Vacancy Policy

Chairperson Rehak recommended that the Trustee Vacancy Policy adopted at the January 19, 2012, board meeting be recorded in the proceedings of this meeting.

When, in the judgment of the Board of Trustees, a Trustee has lost his or her status as a member of the group that Trustee represents, i.e., as a member of the Board of Education, as a principal, as a pensioner, or as a contributor other than a principal, the Trustee's position shall be considered vacant. Declared vacancies in the Board of Education appointed Trustee positions shall be filled at any regular meeting of the Board of Education in accordance with Sections 17-139(4) and 144 of the Code.

With respect to all other vacancies, the vacancy shall then be filled in accordance with this policy, consistent with the Illinois Pension Code. At the Board of Trustees' meeting at which the Trustees declare a vacancy, the President of the Board of Trustees shall appoint a committee of three Trustees, which shall meet prior to the next regular Board of Trustees' meeting and make recommendations of candidates to fill the vacancy. At least one member of the committee shall be a member of the group in which the vacancy exists, provided that there is at least one incumbent Trustee representing that group.

Within 48 hours of declaring a vacancy, the Board of Trustees shall cause a notice to be posted on the CTPF website advising of the vacancy and stating that any member of the eligible group may ask to be considered to fill the vacancy. The committee shall consider nominations from the Board of Trustees. In the case of a vacancy in the position of a Trustee representing retirees or principals, the committee shall consult with RTAC and the Chicago Principals' Association, respectively, regarding candidates.

The committee shall present its recommendation(s) to the Board of Trustees at the next regular meeting occurring after the declaration of the vacancy. If the Board of Trustees votes to fill the vacancy with a recommended candidate (s), that individual shall be immediately sworn in and shall begin serving as Trustee. In the event that the Board does not fill the vacancy, the Board may request the committee to meet again and to recommend a new candidate(s) for consideration by the Board at the next regular Board of Trustees' meeting. A Trustee filling the vacancy shall finish the term of the Trustee whose position that Trustee is filling, with the exception of a Trustee who is selected to fill the position of a Trustee for contributors other than principals and for pensioners, who shall hold the position until the next annual election, at which time an election will be held to fill the remainder of the term of the Trustee whose position was declared vacant.

REPORT OF THE INVESTMENT CONSULTANT

Callan Associates

Private Equity Performance Report

Mr. Gary Robertson of Callan Associates reviewed the private equity portfolio as of December 31, 2011, and reported an overall net asset value of \$286M. Mr. Robertson reviewed the changes in the total private equity portfolio during the quarter and the aggregated cash flows and valuation information of all the underlying investment vehicles. Mr. Robertson stated that performance for the private equity portfolio was great for the fourth quarter. Mr. Robertson addressed questions raised by the Trustees.

Private Equity Fund Raising Letter Discussion

Mr. Matt Shirilla of Callan Associates presented letters that were sent to CTPF staff from private equity managers that are currently in the market raising funds for a new product. Mr. Shirilla addressed questions raised by the Trustees.

Emerging Markets Equity Search Overview

Ms. Gwelda Swilley-Burke and Mr. Matt Shirilla of Callan Associates reviewed the emerging market RFP process and finalist candidates.

Ms. Swilley-Burke stated that a structure review of the international equity portion of CTPF's portfolio was conducted last spring. Ms. Swilley-Burke reported that one of the findings of the review was CTPF's underweight exposure to emerging markets equity. Ms. Swilley-Burke stated that Callan recommended, and the Board approved, identifying a dedicated emerging markets equity manager to address this underweight exposure.

Ms. Swilley-Burke summarized the emerging markets equity search. Ms. Swilley-Burke stated that at the May 17, 2012, board meeting the Trustees selected DuPont Capital Management, Earnest Partners, Quantitative Management Associates and Wells Capital Management as finalists. Ms. Swilley-Burke presented a brief overview of the four finalists'. Callan recommended that two firms be hired. Callan addressed questions raised by the Trustees.

Presentations by DuPont Capital Management, Earnest Partners, Quantitative Management Associates and Wells Capital Management

Representatives of DuPont Capital Management, Earnest Partners, Quantitative Management Associates and Wells Capital Management made presentations to the Trustees. The managers reviewed organization, strategy, and fees. The managers addressed questions raised by the Trustees.

Discussion ensued.

Mr. Sierra left meeting.

Emerging Market Finalists Final Review

Callan presented a final review of all emerging market managers. Callan and CTPF staff addressed questions raised by the Trustees.

Mr. Ward stated for the record, at the last count the U.S. stock market was about a third of the world's equity market. He stated we must be represented to a greater extent in the world's equity market. Mr. Ward therefore moved the following motion.

Motion to Invest \$50M to Ernest Partners and \$150M to Dupont Capital Management in the Emerging Market Mandate, Subject to Fee and Contract Negotiations by the Executive Director and Fund Counsel

A motion was made by Mr. Ward, seconded by Ms. Reilly, to invest \$50M to Ernest Partners and \$150M to Dupont Capital Management in the emerging market mandate, subject to fee and contract negotiations by the Executive Director and fund counsel.

Motion to Divide the Above Motion into Two Separate Issues, Failed

A motion was made by Ms. Ashford, seconded by Mr. Rehak, to divide the above motion into two separate issues. The motion failed by a voice vote.

A vote was taken on the original motion.

Motion to Invest \$50M to Ernest Partners and \$150M to Dupont Capital Management in the Emerging Market Mandate, Subject to Fee and Contract Negotiations by the Executive Director and Fund Counsel, Approved

A motion was made by Mr. Ward, seconded by Ms. Reilly, to invest \$50M to Ernest Partners and \$150M to Dupont Capital Management in the emerging market mandate, subject to fee and contract negotiations by the Executive Director and fund counsel.

The motion passed by the following roll call vote:

Ayes: Mr. Blackwell, Ms. Freed, Mr. Kotis, Ms. Padilla, Dr. Pilditch, Mr. Rehak, Ms. Reilly, Mr. Ward, Mr. Wohl – 9.

Nays: Ms. Ashford – 1.

Abstentions: None.

REPORT OF THE COMMITTEE ON INVESTMENTS

June 1, 2012 First Friday Manager Meeting Report Presented

Chairperson Ward presented the June 1, 2012, First Friday Meeting report (see Exhibit A attached).

Investment Committee Reports

Chairperson Ward recommended that the following investment reports be recorded in the proceedings of this meeting:

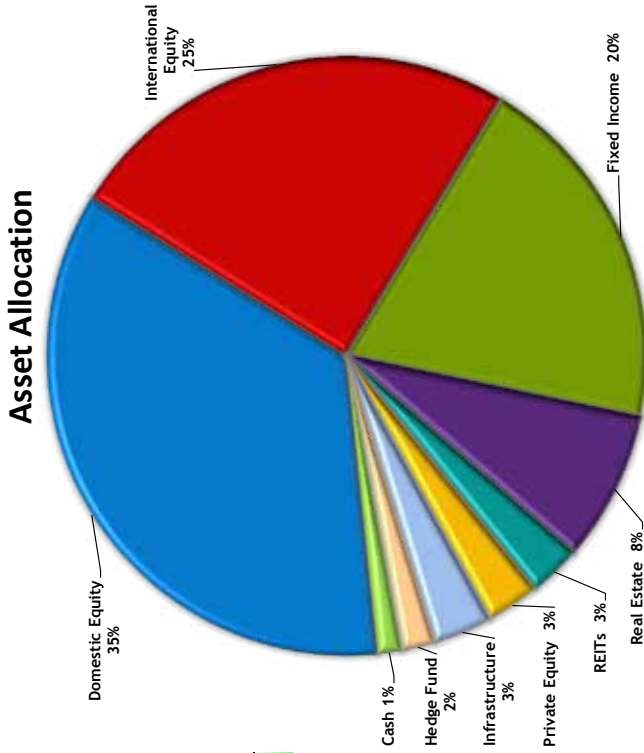
Chicago Teachers' Pension Fund

Asset Allocation Summary

(in millions of dollars)

Reporting for the Period ending April 30, 2012

	\$ Millions	% of Fund
Domestic Equity	\$ 3,442	35.6%
International Equity	\$ 2,396	24.8%
Fixed Income	\$ 1,899	19.6%
Real Estate	\$ 782	8.1%
REITs	\$ 275	2.8%
Private Equity	\$ 277	2.9%
Infrastructure	\$ 307	3.2%
Hedge Fund	\$ 176	1.8%
Cash	\$ 124	1.3%
Grand Total	\$ 9,678	100%



Chicago Teachers' Pension Fund
Market Values by Manager
(in millions of dollars)
Reporting for the Period ending April 30, 2012

Asset Class	Actual % of	Actual %		Market Value		Net Change	
	Total	of Asset		(in millions)		(in millions)	
Portfolio	Class	Class					
Target	04/30/12	04/30/12		4/30/2012	3/31/2012	\$	%
Domestic Equity							
			Channing Capital	78.8	79.8	-1.0	-1%
			Zevenbergen	87.0	88.6	-1.6	-2%
			Attucks	196.6	198.4	-1.8	-1%
			Progress Investment Mgmt.	194.6	196.4	-1.8	-1%
	16.2%		Subtotal - U.S. All Capitalization Equity	557.0	563.2	-6.2	-1%
			Rhumblin R1000G	353.2	354.5	-1.3	0%
			Harris Investment Mgmt.	288.2	292.8	-4.6	-2%
			Holland Capital Mgmt.	225.1	224.7	0.4	0%
			Lombardia Capital	243.8	248.9	-5.1	-2%
			NTGI 500 Index Fund	603.1	608.0	-4.9	-1%
			Piedmont Investment Advisors	139.2	153.5	-14.3	-9%
			Rhumblin R1000	391.5	394.6	-3.1	-1%
			Waddell & Reed Investments	186.0	199.5	-13.5	-7%
	70.6%		Subtotal - U.S. Large Capitalization Equity	2,430.1	2,476.5	-46.4	-2%
			Crede Capital	108.0	110.2	-2.2	-2%
			Ariel Capital Mgmt	118.2	121.5	-3.3	-3%
			DFA Small Cap Value	121.7	123.6	-1.9	-2%
			NTGI Struct Small Cap	107.2	108.7	-1.5	-1%
	13.2%		Subtotal - U.S. Small Capitalization Equity	455.1	464.0	-8.9	-2%
31.25%	35.57%	100.0%	Total Domestic Equity	3,442.2	3,503.7	-61.5	-2%

Chicago Teachers' Pension Fund
Market Values by Manager
(in millions of dollars)
Reporting for the Period ending April 30, 2012

Asset Class	Actual % of	Actual %		Market Value		Net Change	
	Total	of Asset		(in millions)		(in millions)	
Target	Portfolio	Class		4/30/2012	3/31/2012	\$	%
			International Equity				
			NTGI EAFE	127.1	129.9	-2.8	-2%
			NTGI EAFE Value	68.0	70.3	-2.3	-3%
			NTGI EAFE Growth	1.0	1.0	0.0	0%
			NTGI Transition	0.4	0.5	-0.1	-20%
			Earnest Partners	436.1	446.6	-10.5	-2%
			Lazard Asset Mgmt.	513.7	522.6	-8.9	-2%
			Leading Edge Investment Adv.	98.1	98.5	-0.4	0%
			Morgan Stanley Inc.	542.1	546.1	-4.0	-1%
			William Blair Intl - All Cap Growth	<u>348.5</u>	<u>347.7</u>	<u>0.8</u>	0%
	89.1%		Subtotal - International Large Cap Equity	2,135.0	2,163.2	-28.2	-1%
			William Blair - Small Cap Int'l	<u>260.7</u>	<u>258.1</u>	<u>2.6</u>	1%
	10.9%		Subtotal - International Small Cap Equity	260.7	258.1	2.6	1%
31.25%	24.75%	100.0%	Total International Equity	2,395.7	2,421.3	-25.6	-1%
			Fixed Income				
			Garcia Hamilton	80.6	80.0	0.6	1%
			Pugh Capital	80.9	80.3	0.6	1%
			LM Capital Group	130.6	129.3	1.3	1%
			NTGI Fixed Income	1,011.0	1,000.0	11.0	1%
			Taplin, Canida & Habacht	<u>134.7</u>	<u>133.5</u>	<u>1.2</u>	1%
	75.7%		Subtotal - Core	1,437.8	1,423.1	14.7	1%
			Western Asset Mgmt	<u>461.5</u>	<u>457.9</u>	<u>3.6</u>	1%
	24.3%		Subtotal - Core Plus	461.5	457.9	3.6	1%
19.50%	19.62%	100.0%	Total - U.S. Fixed Income	1,899.3	1,881.0	18.3	1%

Chicago Teachers' Pension Fund
Market Values by Manager
(in millions of dollars)
Reporting for the Period ending April 30, 2012

Asset Class	Actual % of	Actual %	Market Value (in millions)	Net Change (in millions)			
	Total Portfolio	of Asset Class					
Target	04/30/12	04/30/12	4/30/2012	3/31/2012	\$	%	
			Urban America LP	14.5	14.3	0.2	1%
			Walton Fund I LLC R/E LP	0.4	0.5	-0.1	-20%
			Walton Fund III LLC R/E LP	2.0	2.0	0.0	0%
			Walton St 6 Fund	17.8	17.8	0.0	0%
			Walton Street Mexico 1 LP	5.0	5.0	0.0	0%
			Walton Street FD II R/E LP	3.5	3.5	0.0	0%
			Walton Street R/E FD IV LP	23.1	23.1	0.0	0%
			Walton Street FD V LP	18.7	18.7	0.0	0%
			Walton Street TOTAL	70.5	70.6	-0.1	0%
6.50%	8.08%	74.0%	Subtotal - Private Real Estate	782.2	771.4	10.8	1%
			Adelante Capital Mgmt.	67.3	70.2	-2.9	-4%
			Morgan Stanley REIT	116.0	143.8	-27.8	-19%
			Urdang REIT	91.9	92.0	-0.1	0%
2.50%	2.84%	26.0%	Subtotal - REITS	275.2	306.0	-30.8	-10%
9.00%	10.93%	100.0%	Total Real Estate	1,057.4	1,077.4	-20.0	-2%

Alternative Investments

<u>Private Equity</u>							
			Adams Street Partners MANY Funds	68.9	70.2	-1.3	-2%
			Harbourvest Partners VI LP	39.5	40.6	-1.1	-3%
			M2 Private Equity - ILPEFF (F-o-F)	12.7	12.6	0.1	1%
			M2 Private Equity - M2PEFF (F-o-F)	6.8	6.7	0.1	1%
			Muller and Monroe TOTAL	19.5	19.3	0.2	1%
			Mesirov Cap Partners IX	7.3	7.3	0.0	0%

(Private Equity continued on next page)

Chicago Teachers' Pension Fund
Market Values by Manager
(in millions of dollars)
Reporting for the Period ending April 30, 2012

Asset Class	Actual % of	Actual %	Market Value		Net Change	
	Total Portfolio	of Asset Class	(in millions)		(in millions)	
Target	04/30/12	04/30/12	4/30/2012	3/31/2012	\$	%
			0.8	0.8	0.0	0%
			13.7	13.8	-0.1	-1%
			8.5	8.5	0.0	0%
			12.7	12.2	0.5	4%
			4.2	4.3	-0.1	-2%
			<u>38.0</u>	<u>38.0</u>	0.0	0%
			85.2	84.9	0.3	0%
			3.5	3.6	-0.1	-3%
			4.7	4.7	0.0	0%
			4.9	5.0	-0.1	-2%
			15.5	15.5	0.0	0%
			<u>6.7</u>	<u>6.8</u>	-0.1	-1%
			<u>35.3</u>	<u>35.6</u>	<u>-0.3</u>	<u>-1%</u>
89.7%			248.4	250.6	-2.2	-1%
			1.5	1.5	0.0	0%
			<u>3.8</u>	<u>3.8</u>	0.0	0%
			5.3	5.3	0.0	0%
			4.3	4.4	-0.1	-2%
			5.7	6.2	-0.5	-8%
			8.4	8.4	0.0	0%
			<u>4.8</u>	<u>4.8</u>	<u>0.0</u>	<u>0%</u>
10.3%			28.5	29.1	-0.6	-2%
3.00%	2.86%	100.0%	276.9	279.7	-2.8	-1%

Chicago Teachers' Pension Fund						
Market Values by Manager						
(in millions of dollars)						
Reporting for the Period ending April 30, 2012						
Asset Class	Actual % of	Actual %	Market Value		Net Change	
	Total	of Asset	(in millions)		(in millions)	
Target	04/30/12	Class	4/30/2012	3/31/2012	\$	%
			Infrastructure			
			149.3	149.3	0.0	0%
			92.9	92.9	0.0	0%
			65.2	65.6	-0.4	-1%
			<u>158.1</u>	<u>158.5</u>	<u>-0.4</u>	0%
2.00%	3.18%		Total - Infrastructure	307.4	307.8	-0.4 0%
			Hedge Fund of Funds			
			75.3	75.4	-0.1	0%
			75.0	75.0	0.0	0%
			<u>25.8</u>	<u>25.5</u>	<u>0.3</u>	1%
2.00%	1.82%		Total - Hedge Fund of Funds	176.1	175.9	0.2 0%
			Cash			
			123.6	51.7	71.9	139%
2.00%	1.28%		Total Cash	123.6	51.7	71.9 139%
100.00%	100.00%		Total Fund	9,678.6	9,698.5	-19.9 0%

Chicago Teachers' Pension Fund
Total Fund Performance
(in millions of dollars)
Reporting for the Period ending April 30, 2012

	Last 3 Months	Fiscal YTD	Last 12 Months	Last 3 Years	Last 5 Years	Last 10 Years	Since Inception
Total Fund (Net of Fees)	4.48%	2.35%	0.88%	14.64%	1.36%	5.65%	8.27%
Total Fund Benchmark	3.96%	2.93%	0.98%	14.70%	1.88%	5.83%	8.01%



Chicago Teachers' Pension Fund
Investment Manager Performance Report
Domestic Equity

Reporting for the Period ending April 30, 2012

	Month Ending 4/30/12	3 Months Ending 4/30/12	Fiscal YTD Ending 4/30/12	12 Months Ending 4/30/12	3 Years Ending 4/30/12	5 Years Ending 4/30/12	Since Inception	Inception Date
DOMESTIC EQUITY								
Gross of Fees	-0.88%	6.86%	4.38%	1.44%	20.00%	1.32%	9.54%	
Net of Fees	-0.88%	6.80%	4.22%	1.24%	19.78%	1.17%	4.95%	
Domestic Equity Benchmark	-0.66%	6.74%	5.54%	2.26%	19.92%	1.38%	4.84%	
NTRS S&P 500								
								4/1990
Gross of Fees	-0.63%	7.07%	7.74%	4.76%	19.51%	1.03%	8.81%	
Net of Fees	-0.63%	7.07%	7.74%	4.76%	19.50%	1.02%	8.80%	
S&P 500 Index	-0.63%	7.08%	7.75%	4.76%	19.46%	1.01%	8.89%	
Rhumblin R1000								
								5/2007
Gross of Fees	-0.61%	7.08%	7.10%	4.12%	19.90%	N/A	0.72%	
Net of Fees	-0.61%	7.08%	7.09%	4.11%	19.89%	N/A	0.71%	
Russell 1000 Index	-0.58%	7.03%	7.11%	4.11%	19.88%	1.23%	0.53%	
Piedmont Capital								
								8/2006
Gross of Fees	-0.96%	8.69%	5.48%	2.50%	17.08%	0.92%	3.41%	
Net of Fees	-0.96%	8.61%	5.21%	2.15%	16.70%	0.54%	3.03%	
Russell 1000 Index	-0.58%	7.03%	7.11%	4.11%	19.88%	1.23%	3.69%	
Waddell & Reed								
								1/1991
Gross of Fees	-0.41%	9.95%	8.10%	7.52%	22.53%	5.16%	11.38%	
Net of Fees	-0.41%	9.90%	7.95%	7.31%	22.30%	4.92%	11.16%	
Russell 1000 Index	-0.58%	7.03%	7.11%	4.11%	19.88%	1.23%	9.51%	

Chicago Teachers' Pension Fund
Investment Manager Performance Report
Domestic Equity

Reporting for the Period ending April 30, 2012

	Month Ending 4/30/12	3 Months Ending 4/30/12	Fiscal YTD Ending 4/30/12	12 Months Ending 4/30/12	3 Years Ending 4/30/12	5 Years Ending 4/30/12	Since Inception	Inception Date
DOMESTIC EQUITY								
Holland Capital								1/1994
Gross of Fees	0.26%	8.95%	11.52%	9.15%	22.72%	6.24%	9.16%	
Net of Fees	0.26%	8.87%	11.34%	8.89%	22.35%	5.85%	8.79%	
Russell 1000 Growth	-0.15%	8.06%	10.02%	7.26%	21.44%	4.11%	7.48%	
Rhumblin Russell 1000 Growth								9/2007
Gross of Fees	-0.21%	8.18%	10.04%	7.31%	21.32%	N/A	3.31%	
Net of Fees	-0.21%	8.17%	10.03%	7.30%	21.31%	N/A	3.29%	
Russell 1000 Growth	-0.15%	8.06%	10.02%	7.26%	21.44%	4.11%	3.09%	
Zevenbergen Capital Mgmt								8/1992
Gross of Fees	-1.75%	6.08%	-2.16%	-7.67%	20.92%	6.45%	9.97%	
Net of Fees	-1.75%	5.98%	-2.46%	-8.04%	20.45%	5.96%	9.53%	
Russell 3000 Growth Index	-0.27%	7.72%	9.15%	6.26%	21.47%	4.04%	7.50%	
Channing Capital*								6/2009
Gross of Fees	-1.07%	6.53%	0.61%	-2.41%	N/A	N/A	18.05%	
Net of Fees	-1.07%	6.40%	0.18%	-2.97%	N/A	N/A	17.37%	
Channing Benchmark	-1.05%	5.75%	1.63%	-1.46%	22.16%	0.37%	22.06%	
Russell 3000 Value Index	-1.05%	5.75%	3.91%	0.61%	18.36%	-1.63%	17.46%	

Channing Capital* - As of October, 2011, Channing's mandate was changed from Mid Cap Value (Inception 6/2009) to All Cap Value.
 Channing Benchmark reflects Russell Mid Cap Value Index through 9/30/11 and Russell 3000 Value Index thereafter.

Chicago Teachers' Pension Fund
Investment Manager Performance Report
Domestic Equity

Reporting for the Period ending April 30, 2012

	Month Ending 4/30/12	3 Months Ending 4/30/12	Fiscal YTD Ending 4/30/12	12 Months Ending 4/30/12	3 Years Ending 4/30/12	5 Years Ending 4/30/12	Since Inception	Inception Date
DOMESTIC EQUITY								
Harris Investment								6/1999
Gross of Fees	-1.40%	5.71%	5.03%	2.84%	17.69%	-0.19%	4.90%	
Net of Fees	-1.40%	5.65%	4.84%	2.60%	17.40%	-0.49%	4.61%	
Russell 1000 Value Index	-1.02%	5.98%	4.25%	1.03%	18.32%	-1.73%	3.47%	
Lombardia Capital								10/2004
Gross of Fees	-1.81%	5.66%	3.27%	0.12%	15.69%	0.01%	5.37%	
Net of Fees	-1.81%	5.60%	3.06%	-0.14%	15.32%	-0.42%	4.94%	
Russell 1000 Value Index	-1.02%	5.98%	4.25%	1.03%	18.32%	-1.73%	4.26%	
Credo Capital**								6/2009
Gross of Fees	-1.87%	4.36%	-3.68%	-5.52%	N/A	N/A	18.42%	
Net of Fees	-1.87%	4.25%	-4.07%	-6.04%	N/A	N/A	17.79%	
Credo Benchmark	-1.64%	3.66%	3.36%	1.36%	23.80%	3.66%	22.95%	
Russell 2000 Growth Index	-1.64%	3.66%	-0.39%	-4.42%	21.83%	3.27%	20.25%	
NTRS Structured Small Cap								6/1990
Gross of Fees	-1.15%	4.19%	2.88%	-0.44%	22.51%	2.84%	12.06%	
Net of Fees	-1.15%	4.19%	2.88%	-0.44%	22.47%	2.76%	11.97%	
Russell 2000 Index	-1.54%	3.39%	-0.12%	-4.25%	20.34%	1.45%	10.43%	

Credo Capital** - As of October, 2011, Credo's mandate was changed from Mid Cap Growth (Inception 6/2009) to Small Cap Growth. Credo Benchmark reflects Russell Mid Cap Growth Index through 9/30/11 and Russell 2000 Growth Index thereafter.

(Domestic Equity continued on next page)

Chicago Teachers' Pension Fund
Investment Manager Performance Report
Domestic Equity

Reporting for the Period ending April 30, 2012

	Month Ending 4/30/12	3 Months Ending 4/30/12	Fiscal YTD Ending 4/30/12	12 Months Ending 4/30/12	3 Years Ending 4/30/12	5 Years Ending 4/30/12	Since Inception	Inception Date
DOMESTIC EQUITY								
Ariel Investment Small Value								4/1994
Gross of Fees	-2.53%	3.70%	-3.65%	-6.94%	26.22%	2.37%	11.64%	
Net of Fees	-2.53%	3.61%	-3.91%	-7.28%	25.82%	1.94%	11.25%	
Russell 2000 Value Index	-1.45%	3.12%	0.15%	-4.06%	18.77%	-0.49%	9.91%	
Dimensional Fund Advisors (DFA)								7/1996
Gross of Fees	-1.52%	3.94%	-0.75%	-5.46%	24.55%	0.72%	11.97%	
Net of Fees	-1.52%	3.94%	-0.75%	-5.46%	24.24%	0.22%	11.44%	
Russell 2000 Value Index	-1.45%	3.12%	0.15%	-4.06%	18.77%	-0.49%	8.95%	
Attucks Asset Management								7/2004
Gross of Fees	-0.71%	6.66%	6.34%	4.26%	21.01%	2.30%	6.02%	
Net of Fees	-0.71%	6.51%	5.82%	3.59%	20.33%	1.60%	5.33%	
Russell 3000 Index	-0.66%	6.74%	6.51%	3.40%	19.92%	1.25%	5.19%	
Progress Investment								7/2004
Gross of Fees	-0.72%	7.42%	3.78%	1.66%	19.46%	1.56%	5.99%	
Net of Fees	-0.72%	7.27%	3.31%	1.05%	18.79%	0.86%	5.31%	
Russell 3000 Index	-0.66%	6.74%	6.51%	3.40%	19.92%	1.25%	5.19%	

Chicago Teachers' Pension Fund
Investment Manager Performance Report
International Equity

Reporting for the Period ending April 30, 2012

	Month Ending 4/30/12	3 Months Ending 4/30/12	Fiscal YTD Ending 4/30/12	12 Months Ending 4/30/12	3 Years Ending 4/30/12	5 Years Ending 4/30/12	Since Inception	Inception Date
INTERNATIONAL EQUITY								
Gross of Fees	-0.81%	5.31%	-4.35%	-7.25%	16.79%	-0.63%	7.26%	
Net of Fees	-0.81%	5.22%	-4.63%	-7.61%	16.30%	-0.97%	7.84%	
International Equity Benchmark	-1.49%	2.70%	-8.69%	-12.48%	14.04%	-2.30%	7.55%	
Earnest Partners 3/2007								
Gross of Fees	-2.12%	2.40%	-9.10%	-12.46%	20.13%	2.97%	4.11%	
Net of Fees	-2.12%	2.31%	-9.32%	-12.77%	19.63%	2.40%	3.53%	
MSCI ACWI ex US Index	-1.49%	2.70%	-8.69%	-12.48%	14.04%	-2.30%	-1.39%	
Lazard*** 12/2000								
Gross of Fees	-1.41%	4.66%	-3.92%	-6.28%	15.46%	-0.57%	5.55%	
Net of Fees	-1.41%	4.62%	-4.05%	-6.45%	15.14%	-0.99%	5.10%	
Lazard Benchmark	-1.49%	2.70%	-8.69%	-12.48%	14.04%	-2.30%	4.50%	
Morgan Stanley 12/2007								
Gross of Fees	-0.50%	6.81%	-1.61%	-5.11%	13.98%	-0.83%	9.62%	
Net of Fees	-0.50%	6.71%	-1.91%	-5.49%	13.51%	-1.31%	9.15%	
MSCI EAFE Index	-1.96%	3.19%	-9.03%	-12.83%	11.78%	-4.72%	4.37%	
NTGI EAFE 10/2011								
Gross of Fees	-1.86%	3.34%	N/A	N/A	N/A	N/A	12.47%	
Net of Fees	-1.86%	3.34%	N/A	N/A	N/A	N/A	12.47%	
MSCI EAFE Index	-1.96%	3.19%	-9.03%	-12.83%	11.78%	-4.72%	12.31%	

***Lazard Benchmark reflects the MSCI EAFE Index through 6/30/02 and MSCI ACWI ex-US Index thereafter.

Chicago Teachers' Pension Fund
Investment Manager Performance Report
International Equity

Reporting for the Period ending April 30, 2012

	Month Ending	3 Months Ending	Fiscal YTD Ending	12 Months Ending	3 Years Ending	5 Years Ending	Since Inception	Inception Date
	<u>4/30/12</u>	<u>4/30/12</u>	<u>4/30/12</u>	<u>4/30/12</u>	<u>4/30/12</u>	<u>4/30/12</u>		
INTERNATIONAL EQUITY								
NTGI EAFE Value								10/2011
Gross of Fees	-2.95%	1.28%	N/A	N/A	N/A	N/A	9.42%	
Net of Fees	-2.95%	1.28%	N/A	N/A	N/A	N/A	9.42%	
MSCI EAFE Value Index	-3.07%	1.09%	-11.52%	-15.59%	9.33%	-6.61%	9.27%	
Leading Edge								3/2010
Gross of Fees	-0.11%	4.86%	-7.56%	-11.25%	N/A	N/A	1.64%	
Net of Fees	-0.11%	4.67%	-8.13%	-11.96%	N/A	N/A	0.89%	
MSCI ACWI ex US Index	-1.49%	2.70%	-8.69%	-12.48%	14.04%	-2.30%	2.07%	
William Blair-Growth								12/2009
Gross of Fees	0.46%	7.42%	-2.09%	-4.17%	N/A	N/A	10.78%	
Net of Fees	0.46%	7.32%	-2.38%	-4.55%	N/A	N/A	10.34%	
MSCI ACWI ex US IMI Growth	-0.53%	4.34%	-7.74%	-11.60%	15.48%	-1.73%	6.59%	
William Blair-Small Cap								3/2007
Gross of Fees	1.08%	8.18%	-3.89%	-6.78%	24.40%	0.29%	0.98%	
Net of Fees	1.08%	7.97%	-4.49%	-7.54%	23.38%	-0.79%	-0.10%	
MSCI ACWI Sm Cap ex-US	-0.83%	4.17%	-9.00%	-13.51%	19.93%	-1.51%	-0.62%	
MSCI World ex-US SC Growth	0.09%	4.28%	-8.30%	-12.89%	20.58%	-1.78%	-0.95%	

Chicago Teachers' Pension Fund
Investment Manager Performance Report
Infrastructure

Reporting for the Period ending April 30, 2012

	Month Ending <u>4/30/12</u>	3 Months Ending <u>4/30/12</u>	Fiscal YTD Ending <u>4/30/12</u>	12 Months Ending <u>4/30/12</u>	3 Years Ending <u>4/30/12</u>	5 Years Ending <u>4/30/12</u>	Since Inception	Inception Date
INFRASTRUCTURE								
Gross of Fees	-0.13%	3.12%	2.33%	4.34%	6.00%	N/A	5.52%	
Net of Fees	-0.13%	2.89%	1.63%	3.38%	5.50%	N/A	5.09%	
JP Morgan (open end)								
								3/1996
Gross of Fees	0.00%	2.89%	2.02%	5.14%	4.31%	N/A	3.77%	
Net of Fees	0.00%	2.44%	0.69%	3.32%	3.40%	N/A	2.98%	
Macquarie Infrastructure II								
								3/2008
Gross of Fees	0.02%	3.11%	10.79%	13.54%	11.05%	N/A	9.53%	
Net of Fees	0.02%	3.11%	10.79%	13.54%	11.05%	N/A	9.53%	
Macquarie European Fund III								
								3/2008
Gross of Fees	-0.61%	3.53%	-5.26%	-6.06%	6.02%	N/A	4.67%	
Net of Fees	-0.61%	3.53%	-5.26%	-6.06%	6.02%	N/A	4.67%	
Benchmark - Absolute				8.00%	8.00%	8.00%	8.00%	

Chicago Teachers' Pension Fund
Investment Manager Performance Report
Fixed Income

Reporting for the Period ending April 30, 2012

	Month Ending 4/30/12	3 Months Ending 4/30/12	Fiscal YTD Ending 4/30/12	12 Months Ending 4/30/12	3 Years Ending 4/30/12	5 Years Ending 4/30/12	Since Inception	Inception Date
FIXED INCOME								
Gross of Fees	1.23%	0.88%	7.15%	8.16%	9.15%	6.59%	7.01%	
Net of Fees	1.23%	0.87%	7.10%	8.08%	9.07%	6.53%	5.89%	
Fixed Income Benchmark	1.11%	0.53%	6.47%	7.54%	7.06%	6.37%	5.73%	
Northern Trust								
								11/1993
Gross of Fees	1.34%	0.41%	7.39%	8.49%	7.59%	6.53%	6.26%	
Net of Fees	1.34%	0.41%	7.39%	8.49%	7.58%	6.52%	6.25%	
BC Government/Credit Index	1.35%	0.36%	7.49%	8.56%	7.50%	6.41%	6.23%	
Garcia Hamilton								
								8/2010
Gross of Fees	1.09%	1.58%	6.58%	6.91%	N/A	N/A	5.10%	
Net of Fees	1.09%	1.53%	6.47%	6.75%	N/A	N/A	4.97%	
BC Aggregate Index	1.11%	0.53%	6.47%	7.54%	7.06%	6.37%	4.95%	
LM Capital								
								10/2004
Gross of Fees	1.25%	0.86%	6.78%	7.96%	7.38%	6.99%	5.67%	
Net of Fees	1.25%	0.82%	6.65%	7.77%	7.19%	6.79%	5.47%	
BC Aggregate Index	1.11%	0.53%	6.47%	7.54%	7.06%	6.37%	5.43%	

(Fixed Income continued on next page)

Chicago Teachers' Pension Fund
Investment Manager Performance Report
Fixed Income

Reporting for the Period ending April 30, 2012

	Month Ending	3 Months Ending	Fiscal YTD Ending	12 Months Ending	3 Years Ending	5 Years Ending	Since Inception	Inception Date
	4/30/12	4/30/12	4/30/12	4/30/12	4/30/12	4/30/12		
FIXED INCOME								
Pugh Capital Mgmt								8/2010
Gross of Fees	1.18%	1.04%	7.22%	8.23%	N/A	N/A	5.68%	
Net of Fees	1.18%	0.99%	7.00%	7.95%	N/A	N/A	5.47%	
BC Aggregate Index	1.11%	0.53%	6.47%	7.54%	7.06%	6.37%	4.95%	
Taplin, Canida & Habacht								10/2004
Gross of Fees	0.96%	1.33%	7.58%	8.24%	9.56%	5.53%	5.04%	
Net of Fees	0.96%	1.29%	7.46%	8.07%	9.39%	5.36%	4.87%	
BC Aggregate Index	1.11%	0.53%	6.47%	7.54%	7.06%	6.37%	5.43%	
Western Asset								1/2003
Gross of Fees	1.10%	1.66%	6.67%	7.67%	13.05%	6.57%	6.32%	
Net of Fees	1.10%	1.63%	6.59%	7.50%	12.87%	6.38%	6.13%	
BC Aggregate Index	1.11%	0.53%	6.47%	7.54%	7.06%	6.37%	5.29%	

**Chicago Teachers' Pension Fund
Investment Manager Performance Report
Hedge Funds**

Reporting for the Period ending April 30, 2012

	Month Ending <u>4/30/12</u>	3 Months Ending <u>4/30/12</u>	Fiscal YTD Ending <u>4/30/12</u>	12 Months Ending <u>4/30/12</u>	3 Years Ending <u>4/30/12</u>	5 Years Ending <u>4/30/12</u>	Since Inception	Inception Date
HEDGE FUNDS								
Gross of Fees	0.52%	3.60%	-0.76%	-2.13%	N/A	N/A	3.09%	
Net of Fees	0.52%	3.60%	-0.76%	-2.13%	N/A	N/A	3.09%	
T-Bill + 5%	0.41%	1.24%	4.18%	5.05%	N/A	N/A	5.10%	
K2 Advisors								9/2009
Gross of Fees	-0.10%	2.58%	-0.17%	-2.13%	N/A	N/A	2.94%	
Net of Fees	-0.10%	2.58%	-0.17%	-2.13%	N/A	N/A	2.94%	
T-Bill + 5%	0.41%	1.24%	4.18%	5.05%	N/A	N/A	5.10%	
Mesirow Absolute Return								10/2009
Gross of Fees	0.95%	3.86%	-0.45%	-1.63%	N/A	N/A	3.18%	
Net of Fees	0.95%	3.86%	-0.45%	-1.63%	N/A	N/A	3.18%	
T-Bill + 5%	0.41%	1.24%	4.18%	5.05%	N/A	N/A	5.10%	
Pluscios								12/2010
Gross of Fees	1.10%	5.87%	-3.36%	-3.61%	N/A	N/A	2.07%	
Net of Fees	1.10%	5.87%	-3.36%	-3.61%	N/A	N/A	2.07%	
T-Bill + 5%	0.41%	1.24%	4.18%	5.05%	N/A	N/A	5.09%	
HFRX Gbl Hdge Fd Idx	0.12%	1.52%	-3.86%	-6.71%	3.14%	-2.86%	-2.64%	

Chicago Teachers' Pension Fund
Investment Manager Performance Report
Real Estate Investment Trust (REITs)

Reporting for the Period ending April 30, 2012

	Month Ending 4/30/12	3 Months Ending 4/30/12	Fiscal YTD Ending 4/30/12	12 Months Ending 4/30/12	3 Years Ending 4/30/12	5 Years Ending 4/30/12	Since Inception	Inception Date
REAL ESTATE								
Gross of Fees	1.57%	2.33%	8.83%	12.01%	1.39%	-2.75%	5.88%	
Net of Fees	1.43%	2.18%	8.21%	11.37%	1.07%	-3.04%	5.58%	
NFI-ODCE Equal Weight Index	0.85%	2.56%	9.79%	12.96%	3.75%	-1.82%	5.02%	
REITs								
Gross of Fees	2.47%	7.58%	4.31%	2.58%	27.15%	-1.53%	10.98%	
Net of Fees	2.47%	7.48%	3.99%	2.17%	26.53%	-1.83%	10.82%	
NAREIT	2.75%	6.53%	10.57%	8.53%	30.23%	-0.19%	10.45%	
Adelante 4/1990								
Gross of Fees	3.29%	8.00%	14.07%	12.66%	33.29%	-0.84%	3.29%	
Net of Fees	3.29%	7.87%	13.62%	12.07%	32.65%	-1.13%	3.03%	
NAREIT Equity Index	2.67%	6.66%	11.05%	8.71%	31.11%	0.42%	4.92%	
Morgan Stanley 4/1990								
Gross of Fees	2.25%	7.74%	0.92%	-0.80%	23.81%	-2.86%	10.25%	
Net of Fees	2.25%	7.59%	0.45%	-1.41%	23.01%	-3.25%	9.62%	
EPRA/NAREIT Dev REIT Index	2.35%	7.23%	2.60%	0.57%	24.44%	-3.81%	8.57%	
Urdang**** 4/1990								
Gross of Fees	2.34%	7.18%	3.04%	1.08%	28.70%	0.93%	10.95%	
Net of Fees	2.34%	7.18%	3.04%	1.08%	28.40%	0.78%	10.84%	
Urdang Benchmark	2.35%	7.23%	2.60%	0.57%	27.46%	-1.27%	9.19%	

****Urdang Benchmark reflects the NAREIT Equity Index through 6/30/02 and EPRA/NAREIT Dev REIT Index thereafter.

Chicago Teachers' Pension Fund
Diversity Report
MWDBE Investment Manager Usage
(in millions of dollars)

Reporting for the Period ending April 30, 2012

MWDBE Alternative Managers	Month Ending					
	4/30/12	2011	2010	2009	2008	2007
Adelante	\$67.3	\$63.8	\$59.7	\$33.9	\$73.6	\$49.8
Capri (\$45 million)	5.3	5.0	17.2	13.4	25.0	21.8
DV Urban (\$25 million)	11.3	11.9	15.4	8.0	4.9	3.5
Franklin Templeton (\$40 million)	8.8	5.5	-	-	-	-
Hispania (\$15 million)	5.3	4.4	3.0	1.0	-	1.2
Hudson Realty (\$25 million)	20.3	19.9	11.2	-	-	-
ICV Capital (\$7.5 million)	4.3	5.9	3.9	3.3	1.3	0.8
M2 ILPEFF (\$25 million)	12.7	13.7	18.3	10.6	8.8	4.5
M2 - MPEFF (\$10 Million)	6.8	6.3	-	-	-	-
Palladium (\$7.5 million)	5.7	6.1	5.4	3.4	3.1	2.9
Pharos (\$7.5 million)	8.4	8.2	7.6	5.7	3.9	3.2
Syncom (\$7.5 million)	4.8	4.5	3.9	2.8	1.4	0.7
Urban America (\$25 million)	<u>14.5</u>	<u>14.3</u>	<u>13.8</u>	<u>16.0</u>	<u>9.3</u>	<u>3.6</u>
Total Assets - Minority Owned Alternative Managers	\$175.5	\$169.5	\$159.4	\$98.1	\$131.3	\$92.0
Pluscios Management	<u>25.8</u>	<u>24.3</u>	<u>25.0</u>	-	-	-
Total Assets - Women Owned Alternative Managers	\$25.8	\$24.3	\$25.0	\$0.0	\$0.0	\$0.0
Total Assets - MWDBE Alternative Managers	\$201.3	\$193.8	\$184.4	\$98.1	\$131.3	\$92.0

Chicago Teachers' Pension Fund
Diversity Report
MWDBE Investment Manager Usage
(in millions of dollars)

Reporting for the Period ending April 30, 2012

MWDBE Equity Managers	Month Ending					
	4/30/12	2011	2010	2009	2008	2007
Apex	\$21.4	\$18.4	\$18.2	\$30.5	\$33.5	\$32.8
Ariel	118.2	105.9	120.3	119.6	168.8	237.9
Ativo Capital	22.1	20.0	25.8	16.7	22.9	16.7
Herndon Capital	95.4	103.3	87.0	59.1	75.6	65.7
Attucks (Manager-of-Managers)	-	-	-	\$0.1	-	-
Brown Capital	11.7	10.3	16.6	12.8	13.6	16.9
Channing	78.8	70.4	67.4	50.0	21.3	29.7
Credo	108.0	97.3	63.3	50.0	17.0	6.4
Decatur Capital	15.8	13.9	12.3	9.7	-	-
Denali	23.1	21.4	21.6	16.2	15.4	17.9
Earnest Partners	436.1	402.9	180.9	70.4	104.1	108.4
Fortaleza	27.7	24.1	18.1	14.4	22.9	24.2
GW Capital	14.6	13.6	9.0	6.5	5.8	6.7
Holland	225.1	196.6	172.2	103.1	134.6	142.3
John Hsu Capital	11.8	10.6	19.3	-	-	-
Leading Edge (Manager-of-Managers)	-	-	-	-	-	-
Lombardia	283.8	282.1	260.4	109.2	164.7	191.1
MarVista Capital	28.5	25.7	46.7	34.5	-	-
NCM Capital	28.7	26.0	27.8	3.9	5.9	14.5
Paradigm	25.6	23.0	22.9	17.1	23.6	28.0

(MWDBE Equity Managers continued on next page)

Chicago Teachers' Pension Fund
Diversity Report
MWDBE Investment Manager Usage
(in millions of dollars)

Reporting for the Period ending April 30, 2012

	Month Ending					
MWDBE Equity Managers	4/30/12	2011	2010	2009	2008	2007
Piedmont	\$139.2	\$134.7	\$142.9	\$104.3	\$153.8	\$118.4
Profit	28.9	25.4	25.3	15.7	40.0	39.9
Progress (Manager-of-Managers)	-	-	-	108.0	-	-
RhumbLine	<u>744.8</u>	<u>661.1</u>	<u>777.0</u>	<u>562.7</u>	<u>701.4</u>	<u>504.1</u>
Total Assets -						
Minority Owned Equity Managers	\$2,489.3	\$2,286.7	\$2,135.0	\$1,601.7	\$1,868.5	\$1,708.2
Campbell Newman	\$10.3	\$9.5	\$9.1	\$6.3	-	-
Cheswold Lane	-	14.7	14.1	-	-	-
GlobeFlex Capital	-	-	-	13.0	21.1	23.6
Howland	-	-	-	2.1	18.7	21.3
Kenwood	-	-	-	-	0.0	8.6
Locke Capital	-	-	-	14.9	25.8	27.3
Nicholas	6.9	65.0	68.5	3.8	-	-
Opus	-	-	-	-	4.6	4.2
Redwood Investments	29.9	28.5	29.2	12.2	14.2	-
Rutland	-	-	-	-	8.4	9.7
Zevenbergen	<u>87.0</u>	<u>77.4</u>	<u>84.3</u>	<u>53.1</u>	<u>68.4</u>	<u>71.5</u>
Total Assets - Women Owned						
Equity Managers	\$134.1	\$195.1	\$205.2	\$105.4	\$161.2	\$166.2
Total Assets - MWDBE						
Equity Managers	\$2,623.3	\$2,481.8	\$2,340.2	\$1,707.1	\$2,029.7	\$1,874.4

Chicago Teachers' Pension Fund						
Diversity Report						
MWDBE Investment Manager Usage						
(in millions of dollars)						
Reporting for the Period ending April 30, 2012						
MWDBE Fixed Income Managers	Month Ending					
	4/30/12	2011	2010	2009	2008	2007
Smith Graham	-	-	-	-	-	62.6
Garcia Hamilton Capital	80.6	77.9	73.4	-	-	-
LM Capital	130.6	129.6	124.3	65.0	63.9	62.3
Total Assets - Minority Owned Fixed Income Managers	\$211.2	\$207.5	\$197.7	\$65.0	\$63.9	\$62.3
Pugh Capital	80.9	79.8	73.2	-	-	-
Taplin, Canida & Habacht**	-	-	-	-	115.9	119.7
Total Assets - Women Owned Fixed Income Managers	\$80.9	\$79.8	\$73.2	\$0.0	\$115.9	\$119.7
Total Assets - MWDBE Fixed Income Managers	\$292.1	\$287.3	\$270.9	\$65.0	\$179.8	\$182.0

** On December, 2008 - Taplin, Canida & Habacht was acquired by a non-minority firm.

Total Fund	\$9,678.6	\$9,216.9	\$9,941.2	\$8,367.1	\$11,443.6	\$12,757.5
Total Fund MWDBE Assets	\$3,116.7	\$2,962.9	\$2,795.5	\$1,870.2	\$2,340.8	\$2,148.4
MWDBE Active	\$2,372.0	\$2,301.8	\$2,018.5	\$1,307.5	\$1,639.4	\$1,644.3
MWDBE Assets as % of Total Fund	32%	32%	33%	27%	24%	23%
MWDBE Assets as % of Active Assets	34%	34%	30%	29%	25%	26%

Chicago Teachers' Pension Fund
Diversity Report
Current MWDBE Allocation vs. Target MWDBE Allocation

(in millions of dollars)
Reporting for the Period ending April 30, 2012

	Market Value	Total Class Assets	% of Asset Class	Target Allocation	Allocation Difference
Total Fund Assets	\$ 3,116.7	\$ 9,678.6	32%	20%	12%
Total Active Assets	\$ 2,372.0	\$ 6,999.7	34%	25%	9%
Total MWDBE Equity	\$ 2,623.3	\$ 5,837.9	45%	30%	15%
Total Minority Equity	\$ 2,489.3	\$ 5,837.9	43%	25%	18%
Total Women Equity	\$ 134.1	\$ 5,837.9	2%	5%	(3%)
Total Disabled Equity	\$ -	\$ 5,837.9	0%	0%	0%
Total MWDBE Fixed Income	\$ 292.1	\$ 1,899.3	15%	15%	0%
Total Minority Fixed Income	\$ 211.2	\$ 1,899.3	11%	12%	(1%)
Total Women Fixed Income	\$ 80.9	\$ 1,899.3	4%	3%	1%
Total Disabled Fixed Income	\$ -	\$ 1,899.3	0%	0%	0%
Total MWDBE Alternatives	\$ 201.3	\$ 1,817.8	11%	10%	1%
Total Minority Alternatives	\$ 175.5	\$ 1,817.8	10%	10%	(0%)
Total Women Alternatives	\$ 25.8	\$ 1,817.8	1%	0%	1%
Total Disabled Alternatives	\$ -	\$ 1,817.8	0%	0%	0%

Chicago Teachers' Pension Fund
Illinois Based Investment Managers

(in millions of dollars)

Reporting for the Period ending April 30, 2012

	MV as of 4/12	2011	2010	2009
Adams Street	\$68.9	\$72.2	\$68.0	\$63.3
Ariel Capital Management	105.9	105.9	120.4	131.4
Attucks Asset Management	196.6	175.3	176.2	152.7
Fortaleza Asset Management ¹	see below	see below	see below	see below
Capri Capital Partners	5.3	5.0	4.7	5.8
Channing Capital Management	78.8	70.4	74.6	63.3
DV Urban	11.3	12.0	15.4	16.1
Harris Investment Management	288.2	263.9	278.5	194.2
Hispania Capital Partners	4.5	4.5	3.0	1.9
Holland Capital Management	225.1	196.6	190.1	0.0
Leading Edge Investment Advisors	n/a	n/a	n/a	n/a
Ativo Capital Management ²	22.1	20.0	22.3	18.7
Mesirow	155.4	155.4	143.0	131.6
Muller & Monroe Asset Management	20.0	20.0	18.3	12.3
Northern Trust Corporation	1832.6	1,832.6	2,142.1	1,494.5
Pluscios Management	25.8	24.4	25.0	128.1
Progress Investment Management	n/a	n/a	n/a	n/a
Ativo Capital Management ²	0.0	0.0	3.5	2.9
Fortaleza Asset Management ²	13.0	11.5	8.2	6.2
Walton Street Capital	66.7	66.7	51.9	41.0
William Blair & Company	534.0	534.0	567.7	213.4
Total	\$3,654.3	\$3,570.4	\$3,913.0	\$2,677.5
IL Managed Assets as % of Total Fund	38%	39%	39%	29%

¹Fortaleza Asset Management is a sub-advisor in the Attucks Asset Management Manager-of-Manager program. Both firms are located in Chicago. Therefore Fortaleza's assets are reported as part of Attucks' Total Market Value.

²Ativo Capital Partners and Fortaleza Asset Management are IL based sub-advisors in a Manager-of-Managers program where the Manager-of-Manager is not IL based.

Chairperson Ward moved the Report of the Committee on Investments to the omnibus.

REPORT OF THE COMMITTEE ON CLAIMS AND SERVICE CREDITS

Application for Pensions

The Committee on Claims and Service Credits reported that applications for pensions are presented for persons, hereinafter listed, with the recommendations that they be approved and granted in the amount and under the conditions set forth herewith.

In the case of each applicant for service and disability pension, the employment of the teacher has terminated, the legally prescribed minimum years of teaching service were completed and requirements with respect to age, the Illinois Retirement Systems Reciprocal Act (if applicable) and the Illinois Pension Code were fulfilled.

Each applicant for a survivor's or reversionary pension furnished proper evidence of his/her right to receive such benefit.

Optional Service Retirement Pensions

05/01/2012 through 5/31/2012

Name of Member	School or Final Status	Ist Check Date	Years of Service	Effective Date	Annual Pension
BROWN, GLORIA	DUBOIS	05-01-2012	29.45	11-03-2011	54,422.28
* CONLEY, MILLICENT W	C-W EDUC GENERAL	05-01-2012	14.84	03-24-2012	24,907.44
* CULL, KATHERINE MARILYN	DAVIS	05-01-2012	21.43	01-29-2012	40,824.72
DOTSON, JOHN	C-W EDUC GENERAL	05-01-2012	27.90	09-28-2010	37,250.40
* DOUGLAS, VALERIE	SENN ACHIEVE ACAD	05-01-2012	25.46	02-26-2012	38,291.04
* ESTES, HENRIETTA	C-W SPEC SVCS SUP	05-01-2012	17.89	03-25-2012	31,602.24
* FIGUEROA, JOSEPH ANTHONY	C-W EDUC GENERAL	05-01-2012	8.13	04-23-2011	4,247.76
* GUYTON, CHARLENE	C-W EDUC GENERAL	05-01-2012	14.73	03-25-2012	14,707.56
* HALLARON, SHIRLEY A	MAYO	05-01-2012	7.13	04-22-2012	9,892.20
HARRIS, ROBERTA V	SUB POSTAL SERVICE	05-01-2012	23.73	05-01-2012	26,591.16
* HESS, GRACE IRENE	CLEMENTE COMM ACA	05-01-2012	26.47	04-09-2012	45,498.96
JACKSON, MARY L	JOHNS ACADEMY	05-01-2012	6.75	08-31-2008	2,159.64
* LEE, JUNE CARLOTTA	WOODSON SOUTH	05-01-2012	32.03	04-08-2012	58,636.08
* LESURE, TIMOTHY	CALHOUN NORTH	05-01-2012	31.28	04-08-2012	48,307.56
* MAESTAZ, ELZBIETA	C-W EDUC GENERAL	05-01-2012	10.41	04-22-2012	10,958.28

* DENOTES PRELIMINARY PENSION

* MORALES, CARMEN OVALLE HENRY 05-01-2012	16.37	02-27-2012	30,471.96
* PAULETTE, MARIA TERESA CLEMENTE COMM ACA 05-01-2012	21.66	03-25-2012	39,286.32
PUCHALSKI, VIRGINIA M FORMER TEACHER 05-01-2012	19.35	09-17-2011	12,386.88
* RAIMONDO, ROSEMARY BRIDGET C-W SPEC SVCS SUP 05-01-2012	21.38	04-22-2012	30,569.88
* SCHREMPF, CORINNE ANN VON STEUBEN METRO 05-01-2012	17.55	04-22-2012	29,632.92
SOLIS, ROBELO HORTA C-W EDUC GENERAL 05-01-2012	22.28	04-05-2012	33,091.56
WILLIAMS, FRED MT VERNON 05-01-2012	14.69	05-24-2010	15,530.88

Count of Optional Retirement Pensions: 22	Total Pensions:	639,267.72
	Average Pension:	29,057.62
	Average Service Years:	19.59

Pensions Finalized

05/01/2012 through 5/31/2012

Name of Member	School or Final Status	1st Check Date	Years of Service	Effective Date	Annual Pension
ABDUL HAMEED, CURTIS C-W EDUC GENERAL 04-01-2009	9.85	05-2012	3,818.76
ACEVEDO, ROSA H HURLEY 08-01-2011	35.79	05-2012	67,287.48
ALEXANDER, DEBORAH ANN JENNER 08-01-2011	24.53	05-2012	28,401.24
ALI, BAHEEJAH C-W EDUC GENERAL 11-03-2008	17.20	05-2012	10,111.44
ANNIS, PATRICIA ANN WELLS HS 08-01-2011	35.08	05-2012	61,630.44
ASHFORD, HAYWARD C-W EDUC GENERAL 10-01-2008	13.55	05-2012	8,175.72
AUPONT, JEAN B DUSABLE LEAD ACA 05-02-2011	22.90	05-2012	22,785.12
BAKER, QUEEN E C-W EDUC GENERAL 09-01-2011	11.95	05-2012	13,371.12
BANUELOS, CARLOS ALBERTO MARSH 08-01-2011	24.00	05-2012	32,422.80
BARBER, MARTHA J C-W EDUC GENERAL 08-03-2009	23.45	05-2012	16,684.56
BARRY, ANNE MC KAY JUNGMAN 07-01-2011	40.44	05-2012	65,923.08
BASSETT, DORIS L C-W EDUC GENERAL 02-01-2011	27.70	05-2012	38,196.96
BATES, PAMELA JEANNE C-W EDUC GENERAL 12-01-2011	28.06	05-2012	38,050.56
BAYER, CARL CLEMENCE MARSHALL MIDDLE 08-01-2011	20.25	05-2012	39,783.00
BILLUPS, VANICE E C-W EDUC GENERAL 04-02-2012	31.60	05-2012	36,192.60
BISHOP, REGINALD J C-W EDUC GENERAL 08-01-2011	5.05	05-2012	1,535.40
BLUE, JANE C-W EDUC GENERAL 08-03-2009	5.55	05-2012	3,040.68
BOEL, KARUNA DEVI C-W EDUC GENERAL 08-01-2008	17.00	05-2012	9,722.52
BUCKLEY, WILMA JEAN TRUMBULL 07-01-2011	35.15	05-2012	61,689.48
BUFORD, STEPHANIE MARIE GWENDOLYN BROOKS 07-01-2011	35.26	05-2012	64,369.68
BUTLER, NATHANIEL C-W EDUC GENERAL 11-01-2010	23.05	05-2012	14,531.28
BUTLER JR, BEN C-W EDUC GENERAL 09-02-2008	20.13	05-2012	21,680.04
CASEY, LOUISE A C-W EDUC GENERAL 04-01-2008	31.69	05-2012	47,591.28
COLLINS-LEE, WINIFRED HEFFERAN 02-01-2012	13.54	05-2012	16,189.32
CRENSHAW-HARRIS, ALVITA SOUTHSIDE ACAD 08-01-2011	34.06	05-2012	64,664.16

DANIEL, HERMAN L	C-W EDUC GENERAL	08-01-2008	8.10	05-2012	4,546.92
DARDAR, SUSAN MARGARET	GALLERY 37 CTR AR	10-03-2011	38.18	05-2012	61,145.88
DAVIS, JOHN CAMERON	LINCOLN PARK H S	07-01-2011	36.45	05-2012	64,288.68
DELA CRUZ, GLORIA SAN MIGUEL	C-W EDUC GENERAL	07-01-2008	16.55	05-2012	9,237.48
DESTIN, JEAN B	C-W EDUC GENERAL	07-01-2011	10.65	05-2012	6,217.56
DRIVER, ARNETTA PEARL	ROBESON ACHIEV AC	12-01-2011	14.54	05-2012	26,039.40
DU BOISE, MARQUERITE	C-W EDUC GENERAL	11-01-2009	20.06	05-2012	16,914.84
DUHIG, MARILYN	KENNEDY H S	07-01-2011	12.79	05-2012	21,484.68
ELAKKATT, JOHN C	C-W EDUC GENERAL	07-02-2007	8.25	05-2012	4,460.40
FISCHER, DAVID HUBERT	C-W EDUC GENERAL	08-02-2010	5.50	05-2012	1,963.44
FISHER, BERRY	CARROLL	12-01-2011	24.88	05-2012	45,769.56
FISHER, JULIE CORINNE	C-W SPEC SVCS SUP	12-01-2011	30.36	05-2012	60,924.48
FREEMAN, DOLORES	PHILLIPS ACH ACA	08-01-2007	32.86	05-2012	76,973.28
FULANOVICH, JOANN	PASTEUR	09-01-2011	36.72	05-2012	64,736.16
GIVENS, PATRICIA LYNETTA	GOLDBLATT	01-03-2012	14.12	05-2012	23,163.24
GREEN, THOMAS RICHARD	BEASLEY ACAD MAG	08-01-2011	43.03	05-2012	102,613.56
GREGORY, ETTA MAE	HUGHES/DAVIS	07-01-2011	34.02	05-2012	60,451.44
GRIFFIN, LAWRENCE JAMES	H B STOWE	07-01-2011	20.96	05-2012	37,372.20
HAMILTON, MELVIN CHARLES	C-W EDUC GENERAL	08-01-2008	21.73	05-2012	13,294.56
HERNANDEZ, JOEL GERARDO	GREELEY	10-03-2011	35.72	05-2012	63,161.52
HIRSHFIELD, DEBORAH LYNNE	C-W EDUC GENERAL	07-01-2011	20.11	05-2012	31,667.88
HOLT, BELINDA JEWELL	C-W SPEC SVCS SUP	09-01-2011	17.23	05-2012	29,223.84
HOWARD, SHIRLEY J	C-W EDUC GENERAL	02-01-2010	12.10	05-2012	6,845.40
HUDSON, BONNIE GENEVIA	C-W EDUC GENERAL	07-01-2011	6.65	05-2012	3,731.76
HUTCHINSON, PHYLLIS EILEEN	NEIL	07-01-2011	33.11	05-2012	62,519.64
JACOBY, LESLIE BETH	C-W SPEC SVCS SUP	07-01-2011	21.45	05-2012	24,318.84
JEFFERSON, ODESSA	C-W EDUC GENERAL	08-01-2011	23.12	05-2012	39,656.64
JOHNSON, DEBORAH	C-W EDUC GENERAL	08-01-2008	20.40	05-2012	17,365.56
JOHNSON, ROSEANN	JULIAN H S	09-01-2011	28.59	05-2012	54,288.12
JOHNSON, WILLIE C	C-W EDUC GENERAL	06-02-2008	9.05	05-2012	5,000.28
JORDAN, DENISE ALMA	SMITH	03-01-2012	28.85	05-2012	43,747.68
KEITH BOYKIN, BARBARA A	C-W EDUC GENERAL	08-03-2009	30.50	05-2012	19,560.48
KENT, SIMON RICHARD	C-W EDUC GENERAL	08-01-2011	21.71	05-2012	14,387.16
KIDD, JAYNE E	C-W EDUC GENERAL	07-01-2010	9.75	05-2012	7,334.76
KUJOK, HAYAT F	C-W EDUC GENERAL	08-03-2009	7.25	05-2012	5,593.92
KUNO, MARIA IRIDE	C-W EDUC GENERAL	09-01-2011	38.80	05-2012	61,457.16
LAMBERT, JEAN MICHEL	C-W EDUC GENERAL	09-02-2008	6.95	05-2012	2,657.88
LORDEN, DANIEL J	C-W EDUC GENERAL	01-03-2012	5.72	05-2012	7,038.48
LYNCH, DEBORAH MARY	GAGE PARK H S	09-01-2011	34.03	05-2012	73,352.40
MAGIDSON, STEVEN	C-W EDUC GENERAL	01-02-2009	21.90	05-2012	11,576.04

MARQUEZ, CARMEN NILDA	CURIE METRO H S	04-02-2012	34.68	05-2012	64,956.12
MARTINEZ ESTKA, ANA S.	AVONDALE	08-01-2011	39.32	05-2012	117,536.88
MARTINI, ALEX ROBERT	C-W EDUC GENERAL	04-01-2010	17.78	05-2012	10,024.20
MATTA, CARMEN MARIA	SCAMMON	09-01-2011	26.05	05-2012	40,447.20
MAYBAUM, LEONARD WILL	BOGAN TECH H S	07-01-2011	36.88	05-2012	76,465.44
MC MILLAN, WALLACE L.	C-W EDUC GENERAL	12-01-2010	17.45	05-2012	23,855.16
MCLEMORE, LARRY	C-W EDUC GENERAL	07-01-2011	20.26	05-2012	37,222.20
MEHIGAN, SUSAN THERESE	C-W EDUC GENERAL	02-02-2009	26.60	05-2012	12,647.04
MINTER, GERALD	PILSEN COMM ACAD	12-01-2011	17.75	05-2012	32,069.40
MIRANDA, AGUEDA	CLEMENTE COMM ACA	12-01-2011	34.22	05-2012	64,212.12
MITCHEM, MARGUERITE	C-W EDUC GENERAL	08-02-2010	6.10	05-2012	4,259.28
MOCKO, ALINA M.	C-W EDUC GENERAL	09-01-2009	13.45	05-2012	17,055.96
MOONEY, DAVID	C-W EDUC GENERAL	12-01-2009	22.10	05-2012	12,800.88
MOORE, WILLIE ROSEMON	HEARST	08-01-2011	25.89	05-2012	48,077.76
MULRENIN, OPHA M.	C-W EDUC GENERAL	08-02-2010	8.00	05-2012	4,232.88
NEGRON, NOEMI	DAVIS	08-01-2011	33.70	05-2012	57,669.96
NEWTON, ARETHA	SIMEON CAREER ACA	10-03-2011	41.90	05-2012	63,861.12
NOWAK, MARCIA E.	C-W SPEC SVCS SUP	08-01-2011	37.96	05-2012	74,503.20
OSWALD, CONSTANCE	SOUTHSIDE ACAD	07-01-2011	35.33	05-2012	66,822.00
OTTO, MAXINE E.	C-W EDUC GENERAL	07-01-2011	17.44	05-2012	29,069.52
OWENS, LILLIE M.	C-W EDUC GENERAL	07-01-2008	29.88	05-2012	43,571.52
OYEMADE, JO ANN	C-W EDUC GENERAL	10-01-2011	17.76	05-2012	29,746.56
PADATH, JOSEPH O	C-W EDUC GENERAL	04-01-2010	10.75	05-2012	5,939.64
PAGE, LARRY LAMORRIS	DISNEY MAGNET	07-01-2011	37.02	05-2012	58,748.88
PARTNER, EDNA SHARON	ROOSEVELT H S	10-03-2011	20.87	05-2012	35,422.56
PAVLETIC, MAUREEN PATRICIA	MT GREENWOOD	07-01-2011	37.05	05-2012	64,959.36
POLLARD, OTTO CARL	BEASLEY ACAD MAG	08-01-2011	25.58	05-2012	35,070.60
POPE, DEBORAH ANNE	GAGE PARK H S	04-02-2012	21.91	05-2012	54,845.52
POWELL, PRISCILLA SANDRA	C-W EDUC GENERAL	11-01-2011	16.90	05-2012	14,334.84
PRICE, MARGO R.	C-W EDUC GENERAL	10-01-2010	21.63	05-2012	9,553.56
QUADRI, SHAFIA	C-W EDUC GENERAL	02-01-2010	7.35	05-2012	3,894.36
RESENDIZ, MARIA R	HURLEY	08-01-2011	35.74	05-2012	60,772.80
ROBERTS, BERNICE	C-W EDUC GENERAL	12-01-2011	32.15	05-2012	39,519.12
ROBINSON, FRANK	C-W EDUC GENERAL	09-01-2009	12.53	05-2012	7,465.92
ROGERS, ROBERT LEE	C-W EDUC GENERAL	05-01-2009	21.45	05-2012	18,189.60
ROTH, EVELYNNE JUNE	C-W EDUC GENERAL	12-01-2011	23.73	05-2012	40,543.20
RYAN, LORRAINE PAULETTE	HEALY	09-01-2011	20.00	05-2012	39,173.28
SALDANA, HERMENEGILDO	C-W EDUC GENERAL	12-01-2010	14.45	05-2012	13,862.76
SANGHA, MANGAL SINGH	HUBBARD H S	07-01-2011	32.38	05-2012	60,381.24
SANNER, PAMELA DENISE	WALSH	07-01-2009	34.40	05-2012	61,126.80

SCHNEIDERMAN, RENEE SUE	AREA INST OFFICE	08-01-2011	32.79	05-2012	84,679.44
SCOTT, JOHNNYE FAYE	C-W EDUC GENERAL	12-01-2010	18.98	05-2012	10,596.72
SCOTT, VINITA ROMAN	BURR	08-01-2011	35.40	05-2012	110,857.20
SHERROD, JOANNA H	DEPT OF EARLY CHI	10-01-2006	34.24	05-2012	49,417.80
SHERWOOD, AMERICA CARLOTTA	PEABODY	07-01-2011	28.69	05-2012	51,286.32
SPENCER, SUSAN COZETTA	HERZL CPC	08-01-2011	30.53	05-2012	58,994.76
SPIEGEL, ELAINE MARSHA	ROOSEVELT H S	11-01-2011	34.38	05-2012	56,713.56
SPRAGGINS, DORIS JEAN	HENSON	08-01-2011	36.71	05-2012	91,803.84
STEWART, MAGNOLIA	C-W EDUC GENERAL	08-02-2010	8.78	05-2012	2,990.76
SWANK, JON ROBBIN	ORTIZ DE DOMINGUE	10-03-2011	21.88	05-2012	30,435.00
SWANSON, LAWRENCE H	C-W EDUC GENERAL	05-01-2008	8.53	05-2012	5,959.80
TAYLOR, KENNETH	C-W EDUC GENERAL	09-01-2009	10.55	05-2012	15,178.68
THERVIL, LUCILLE	WASHINGTON H S	08-01-2011	13.25	05-2012	23,085.36
TOOMBS, VARA S	C-W EDUC GENERAL	07-01-2008	30.13	05-2012	17,215.20
TRIPLETT, CLAUDINE	C-W EDUC GENERAL	01-03-2011	17.75	05-2012	10,147.68
WEAVER, DARLENE BRENDA	HURLEY	08-01-2011	37.76	05-2012	67,305.00
WEBER, STEPHEN ELDRIDGE	C-W EDUC GENERAL	01-04-2010	5.30	05-2012	2,907.96
WELLS, PATRICIA ELAINE	C-W EDUC GENERAL	08-01-2011	34.55	05-2012	56,329.20
WHEELER, JACQUELINE CLIFFERTINE	RYDER	08-01-2011	35.32	05-2012	68,040.48
WHITESIDE, CHARLENE ELAINE	DVORAK ACAD	07-01-2010	33.31	05-2012	56,734.44
WILLIAMS, ANNETTE M	C-W EDUC GENERAL	08-01-2008	33.60	05-2012	19,274.76
WILLIAMS, JULIUS	YOUNG MAGNET H S	07-01-2011	34.59	05-2012	68,345.16
WILSON, DOREEN E	BYRNE	08-01-2011	34.00	05-2012	94,428.24
WILSON, JACQUELINE	NEW ORR HS	07-01-2011	31.09	05-2012	57,101.64
WILSON, LACELE	C-W EDUC GENERAL	06-01-2009	6.90	05-2012	3,849.24
WILSON, VERA C	C-W EDUC GENERAL	12-01-2011	20.89	05-2012	35,929.80
WISE, LONNIE CHARLES	C-W EDUC GENERAL	05-01-2009	5.90	05-2012	2,245.44
WYATT, BARBARA COOPER	C-W EDUC GENERAL	07-01-2010	14.60	05-2012	13,246.44
ZANDERSONS, KENT	C-W EDUC GENERAL	11-02-2009	8.48	05-2012	4,723.32
ZEMAIER, JOHN JOSEPH	AMUNDSEN H S	09-01-2011	36.47	05-2012	61,686.36
ZENGILANI, DONNA MARIE	SAYRE LANG ACAD	11-01-2011	21.12	05-2012	24,975.12

Count of Pensions:	136	Total Pensions:	4,885,327.08
		Average Pension:	35,921.52
		Average Service Years:	23.47

Reciprocal Pensions

05/01/2012 through 05/31/2012

Name of Member	School or Final Status	1st Check Date	Years of Service	Effective Date	Annual Pension
BRINDLE, HILDA ENID	FAIRFIELD ACADEMY	05-01-2012	7.21	06-05-2010	11,615.28
* CLAUNCH, CHRISTINA	CAMRAS ELEM SCHOOL	05-01-2012	16.85	03-11-2012	25,237.56
CORRIGAN, SHARON A	FORMER TEACHER	05-01-2012	1.10	04-25-2012	1,520.28
EHRENFELD, SUSAN E	FORMER TEACHER	05-01-2012	1.40	06-08-2011	1,506.84
HEBBEL, JEFF ROBERT	C-W EDUC GENERAL	05-01-2012	26.63	05-24-2011	44,211.24
MICHAELSON, SUSAN J	FORMER TEACHER	05-01-2012	5.65	01-01-2012	6,695.64
* MIKITKA, JOYCE A	C-W EDUC GENERAL	05-01-2012	4.55	04-08-2012	4,886.28
TILLER, SHARON L	FORMER TEACHER	05-01-2012	6.97	03-11-2012	9,970.44

Count of Reciprocal Retirement Pensions: 8	Total Reciprocal Retirement Pensions:	105,643.56
	Average Pension:	13,205.45
	Average Service Years:	8.80

Survivors' Pensions

05/01/2012 through 05/31/2012

Name of Member	1st Check Date	Years of Service	Effective Date	Annual Pension
ANDERSON, EDWARD	05-01-2012	36.60	04-01-2011	25,671.12
<i>(HUSBAND OF NANCY ANDERSON)</i>				
BJORK, JENNIE E.	05-01-2012	38.30	02-01-2012	27,785.40
<i>(WIFE OF KENNETH R BJORK)</i>				
CHARVAT, GLENN R	05-01-2012	40.99	04-01-2012	29,692.20
<i>(HUSBAND OF SHERRY TORIMARU-CHARVAT)</i>				
COLLINS, JOHN J.	05-01-2012	27.90	03-01-2012	16,273.08
<i>(HUSBAND OF MARY L COLLINS)</i>				
DRISKELL, ESTHER-BEY	05-01-2012	34.40	02-01-2012	22,594.80
<i>(WIFE OF CHARLES W DRISKELL)</i>				
ENGLISH, WILLIAM A	05-01-2012	35.60	03-01-2012	25,666.44
<i>(HUSBAND OF ALMENA B ENGLISH)</i>				
GILLIES, RICHARD A	05-01-2012	35.30	03-01-2012	25,349.28
<i>(HUSBAND OF RUTH DOROTHY GILLIES)</i>				
HELWING, ARTHUR	05-01-2012	41.16	02-01-2012	55,765.20
<i>(HUSBAND OF EVA K HELWING)</i>				
HUTH-TAYLOR, ELIZABETH	05-01-2012	13.40	03-01-2011	5,974.56
<i>(WIFE OF JOHN D TAYLOR)</i>				
KARTSOUNIS, GEORGE C	05-01-2012	38.00	04-01-2012	30,797.16
<i>(HUSBAND OF EURYDICE KARTSOUNIS)</i>				

KASTNER, THOMAS JOSEPH	05-01-2012	16.10	03-01-2012	3,901.32
<i>(HUSBAND OF CAROL L KASTNER)</i>				
KOMAR, ULAY	05-01-2012	36.40	09-01-2011	26,930.88
<i>(WIFE OF IVAN KOMAR)</i>				
MENDEZ, OLGA M	05-01-2012	15.60	03-01-2012	8,909.40
<i>(WIFE OF JOSE T MENDEZ)</i>				
MINGO, JANET	05-01-2012	36.30	03-01-2012	54,177.96
<i>(WIFE OF CHARLES E MINGO)</i>				
MORRISSEY, GARY J	05-01-2012	20.00	04-01-2012	14,436.48
<i>(HUSBAND OF SHIRLEY D DAVIS-MORRISSEY)</i>				
ROSA, PEDRO LEONARDO	05-01-2012	34.15	04-01-2012	30,487.68
<i>(HUSBAND OF EVELYN ANTONIA ROSA)</i>				
THOMPSON, LEO	05-01-2012	29.40	03-01-2012	20,805.96
<i>(HUSBAND OF SHIRLEY P THOMPSON)</i>				
VEREEN, SARAH	05-01-2012	6.90	01-01-2011	3,900.84
<i>(WIFE OF JOHN O VEREEN)</i>				
XENAKIS, KATHLEEN M	05-01-2012	31.52	12-24-2011	36,984.00
<i>(WIFE OF ANDREW GEORGE XENAKIS)</i>				

Count of Survivors' Pensions: 19	Total Survivors Pensions:	466,103.76
	Average Pension:	24,531.78
	Average Service Years:	29.90

Summary of Pensions Granted
05/01/2012 through 5/31/2012

Type of Retirement Pension	At this Meeting	Annual
PENSIONS	22	948
RECIPROCAL	8	228
SURVIVOR	19	192
REVERSIONARY	0	2
TOTAL	49	1,370

Cancellation of Pensions

The Committee on Claims and Service Credits reported that pursuant to the law, the pensions of the following persons were cancelled upon the date of attainment of legal age. The Committee recommended that the cancellations shown below be confirmed and reported in the proceedings of this meeting.

05/01/2012 through 5/31/2012

Name of Member	Reason	Type of Pension	Rate of Pension	Date Cancelled
AYELE MICHAEL	EXCEED AGE LIMIT	SURVIVORSHIP - STEP W/2.2	126.67	05-31-2012
WHITTEN NICHOLAS ANTHONY	EXCEED AGE LIMIT	SURVIVORSHIP - STEP W/2.2	300.00	05-31-2012
Count of Cancelled Pensions:				2

Death Benefits

The Committee on Claims and Service Credits reported that documents pertaining to claims for death benefits were examined and verified, and recommended approval.

In support of these claims, the Committee reported that death benefits were for persons whose dates of death were certified and whose heirs, beneficiaries, administrators or executors furnished proper evidence to receive such payments.

05/01/2012 through 05/31/2012

SINGLE PAYMENT OF DEATH BENEFIT

DECEASED

ALAGNA, AGOSTINO A
 ANDERSON, RUDELLE
 ANDREA K BROWN
 ARMSTRONG, GEORGE L
 AVITIA, BIANCA M

 BABBIN, FRED
 BIERNAT, DONALD P

 BLOUGH, WARREN JAMES
 BRISBEN, J QUINN
 CANNON, MARGUERITE E

 CLEARY, ROSEMARY D
 CUNNEA, CATHERINE T
 CUSTUS, LESLEY A
 DAVEY, KAY J
 DERWINSKI, MARIE L

BENEFICIARY

LUCILLE N ALAGNA 5,000.00
 WILLIAM S ANDERSON II 2,500.00
 2,500.00
 JUDY A. DAVIS- ARMSTRONG. 5,000.00
 DYLAN AARON AVITIA 2,354.50
 PEDRO AVITIA, III 2,354.50
 PEDRO AVITIA, JR. 2,354.50
 GRACE L HOCKINS. 2,354.50
 RUTH BABBIN. 5,000.00
 PATRICK E BIERNAT 2,500.00
 TERRY J BIERNAT. 2,500.00
 LEAH VICTORIA BLOUGH 4,200.96
 ANDREA R BRISBEN 5,000.00
 CYNTHIA RENEE HODGES 1,666.66
 TAYLOR W CANNON JR. 1,666.67
 ROSEMARY J CLEARY 833.31
 SHARON CUNNEA ORAWIEC. 5,000.00
 DAVID L CUSTUS 1,000.00
 AMY M CHRISTENSEN 2,500.00
 DR ANDREW P DERWIN 2,500.00

	FRANCES B JOHNSON	2,500.00
DEYOUNG, WILLIAM B	ITOYO DEYOUNG	5,000.00
ELZAURDIA, WILLIAM	SHARON ELZAURDIA	5,000.00
GAUL, CAROL A	JOSEPH MICHAEL GAUL	2,500.00
	PATRICK GAUL	2,500.00
HALL, COLLEEN W	CARLA J HALL	2,500.00
HENNELLY, JUNE G	COLLEEN KELLY	5,000.00
HINSBERGER, HELEN	MARIANNE J HINSBERGER	5,000.00
HORMANN, DONNA RUTH	BARBARA ANN SAPIT	1,666.67
	DONNA MARIE SULLIVAN	1,666.67
JAKOB, ANNE M	JAY J BORUCKI	2,500.00
	SHAWN BORUCKI-FRANKLIN	2,500.00
JUTZI, RITA M	GROVER J. JUTZI	5,000.00
KAWIECKI, DAVID	CAROL J KAWIECKI	5,000.00
KELLEY, EDWIN V	MARY C. KELLEY	5,000.00
KRABEC, CHARLES F	LOIS A KRABEC	5,000.00
LYKKE, MIRIAM C	JANET L AGNOLETTI LYKKE	2,500.00
	PEER T LYKKE	2,500.00
MIHELIC, DUSAN	ROSEMARY MIHELIC	5,000.00
MILLER, ANITA S	DEBRA M GLEASON	5,000.00
MULDER, JOHN W	PHYLLIS JANE MULDER	5,000.00
MYRON, ELIZABETH C	DEBORAH A LASLIE	1,666.67
NASH, BERNITA	DA'BRIEN NASH	2,500.00
NEWCHURCH, GILBERT D	BETTY J SIMPSON	5,000.00
NEWELL, GAYLE	CHINA D ROBINSON	2,500.00
	ALTON NEWELL	2,500.00
PAVICHEVICH, HELEN A	ANNA PAVICHEVICH	2,500.00
	ALEXANDRA PAVICHEVICH-RICHARDS	2,500.00
PEARLMAN, ADELE W	IRVING R PEARLMAN	5,000.00
PFINGSTON, EDWARD	JOSEPH H PFINGSTON	5,000.00
POSTERNACK, RUTH A	DRINA S NADLER	2,500.00
	WARREN D POSTERNACK	2,500.00
RHODEN, WILLIAM H	JANET M RHODEN	5,000.00
ROBSON, CLARENCE J	MARCUS T ROBSON	1,666.66
RUFFNER, SHIRLEY A	CHRISTOPHER P RUFFNER	5,000.00
STAMPS, BURNETTE B	CLARENCE WATSON III	2,500.00
	TIFFANY R WATSON	2,500.00
STEIN, HENRY B	SYLVIA KRESOVIC	2,500.00
	MILDRED STEIN	2,500.00
TAYLOR, MARION W	LAURA EMMA HALKER	5,000.00
THOMAS, BRADENA P	JOSEPH S THOMAS	2,500.00
	PAULA THOMAS FISHER	2,500.00
TURNER, MARY A	DEIDRA ANN TURNER	2,500.00
	SAMUEL D TURNER	2,500.00
WELLONS, KATHERINE	FRANCES K STRICKLAND	5,000.00
WHITMAN, JUANITA	CARMELITA WHITMAN	2,500.00
	CHESLER WHITMAN	2,500.00
WHITTEN, GWENDOLYN	JUSTIN WHITTEN	2,500.00

	KENNETH WHITTEN	5,000.00
	NICHOLAS ANTHONY WHITTEN	2,500.00
WILLIAMS, ALYCE	CASSANDRA JOHNSON	2,500.00
WILSON, LINDA DIANE	JANEA N WILSON	5,000.00
	MICHAEL WILSON	5,000.00
ZATURSKI, BETTY L	STEVEN A ZATURSKI	5,000.00
ZIMMERMAN, PEGGY A	BETH A HOWARD	5,000.00
TOTAL		\$250,452.27

REFUND OF CONTRIBUTIONS

AVITIA, BIANCA M	GRACE L HOCKINS	2,029.17
	PEDRO AVITIA, JR	2,029.17
	PEDRO AVITIA, III	2,029.17
	DYLAN AARON AVITIA	2,029.17
BLOUGH, WARREN JAMES	LEAH VICTORIA BLOUGH	8,762.83
HOLLAND, MARY ANN	KIMBERLY S BEILFUS	7,249.52
	CHRISTINE M DALY	7,249.54
	CHARLES A SALVATORE	7,249.54
KIMBROUGH, ROBERT J	EMILY KIMBROUGH	9,506.37
	VALENCIA STEPHENS	3,167.51
	SYLVIA KIMBROUGH	3,167.51
LONAK, GARY A	BRUCE CHRISTIAN MESSICK	298.31
MAHER, HENRY E	LYNN C MAHER	7,322.22
NASH, BERNITA	DA'BRIEN NASH	25,027.42
SZKIRPAN, EDWARD A	ESTATE OF EDWARD SZKIRPAN	18,363.19
WHITTEN, GWENDOLYN	NICHOLAS ANTHONY WHITTEN	8,738.99
	JUSTIN WHITTEN	8,738.99
WILLIAMS, GREGORY LAWRENCE	GEORGE WILLIAMS	37,106.82
WILSON, LINDA DIANE	MICHAEL WILSON	109,427.86
WOODBURY, LILLIE A	DONNICE K JONES	32,571.23
	SAUNDRA M WEBB	32,571.31
ZURALES, MARK S	SHERRY L ZURALES	4,386.91
TOTAL		\$339,022.75
GRAND TOTAL OF ALL DEATH BENEFITS		\$589,475.02

Refunds

The Committee on Claims and Service Credits reported that documents pertaining to claims for refunds, listed herewith, were examined and verified, and recommended approval thereof. In support of these claims, the committee reported that: 2.2 excess contributions represent the additional amount contributed after 34 years of service refundable upon retirement provided the member does not choose the augmented pension rate; contract overpayments and refunds represent reductions and withdrawals of previously validated optional service and 2.2 upgrade contributions; excess contributions represent deductions outside of the statutory requirements; termination and other refunds are for persons no longer employed as members of the teaching force and, survivor contributions are for members with no eligible survivors at the time of retirement.

05/01/2012 through 05/31/2012

2.2 Excess Contributions

ARMSTRONG, VIVIAN SHARONE	3,156.64
BEACH, AMBRA EVANTOR	4,565.21
DOMRES, CATHERINE B	4,653.37
DUKE, SANDRA ELAINE	2,152.90
ERIKSON, WALTER STANLEY	7,045.97
FELTUS, DOROTHY M	4,472.55
HEATH, DEBORAH CHRISTINE	6,516.70
INGRAM, LAWRENCE	3,326.57
LAWRENCE, ADRIENNE DENISE	3,806.40
LEWIS, DEBORAH ALLIDA	3,064.63
PORTE, JUDY A	6,016.95
RUFFIN, STEPHANIE DENISE	3,282.48
SIEGEL, VIRGINIA R	5,903.45
STONE-SMITH, LINDA DIANE	3,835.29
WLEH, CHERYLL	2,853.85
TOTAL 2.2 EXCESS CONTRIBUTIONS.....	.64,652.96

Contract Overpayment

ALEXANDER, PATRICIA ANN	1,030.66
ALI, TAGHARID SAYED	2,925.28
BAHAM, VELMA LOUISE	1,970.78
BALLARD, ROBERT SARGENT	662.98
BANGER, SANDRA	2,493.71
BENJAMIN, MARILYN BETH	18,073.10
BOLLO, MARCIA ANN	2,401.69
CONNOLLY, BARBARA EILEEN	813.14
CROWE, PATRICIA ELIZABETH	2,479.57
DAVIS, ERNESTINE C	1,349.93
DUGAN, IRAIDA B	14,686.14
GAY, KIM AVIS	226.12
GIBBS, CASSANDRA	1,963.38
GOLDBERG, BRUCE T	97.33
GREEN, STEVEN L	75.38
HALL, KATHLEEN RITA	2,828.77
HANEY, ELIZABETH	2,985.06
HARRELL, ROSETTA	622.77
HERNANDEZ, MARY LOUISE	1,471.01

JACOBS, KAREN ANNE	12.03
JANTZ-NGAIYAYE, MARIEDITH LEIANE	1,874.67
LUMIA, SANDRA KAY	2,449.18
MARREN, MARGARET MARY	2,309.67
OWENS, EVELYN	2,955.06
PAINTER, ALICE LORRAINE	13,102.87
PASCHAL, JUDITH MARIE	2,331.39
PHILBIN, DENISE	14,009.63
RIVERA, RAYMOND C.	2,227.75
SOLIS, ROBELO HORTA	1,737.57
TIERNAN, ELLEN MICHELLE	2,218.84
WEISS, MARC FRANCIAT	2,658.39
WELLS, PAMELA	10,232.99
YOUNG, CAROL E.	2,258.30
TOTAL CONTRACT OVERPAYMENT.....	119,535.14

Contract Refund

ATRIA, SONIA MARITZA	914.76
CRENSHAW-HARRIS, ALVITA	1,073.44
ESPINOSA, GLORIA ROSA	1,127.02
PRICE-WARNER, GERI	1,661.76
TOTAL CONTRACT REFUND.....	4,776.98

Excess Contributions

ANTESBERGER, BRENT P	74.68
AUPONT, JEAN B.	68.19
BAER, MARLENE JANICE	7.80
BAKER, QUEEN E	17.01
BANUELOS, CARLOS ALBERTO	97.24
BARRY, ANNE MC KAY	37.85
BENFORD, JACKIE R	4.20
BROWN, AUBREY	80.26
BUCKLEY, WILMA JEAN	64.65
BUTLER, NATHANIEL	222.59
CHERNEY, SEBASTIEN	18.62
CHILDS-CHATMAN, MONIQUE C	23.23
COLLINS-LEE, WINIFRED	57.35
COWARD, EBONY O.	12.60
CRENSHAW-HARRIS, ALVITA	54.98
CURIALE GIL, KIMBERLY D	44.23
CURTIS, BETTY JEAN	42.93
DARDAR, SUSAN MARGARET	84.12
DESTIN, JEAN B.	150.96
DUHIG, MARILYN	311.49
DUNBAR, TOMMY L.	45.92
FIGUEROA, YOLANDA	15.39
GIBSON, BARBARA A	60.22
HEBERT, GERALYN M.	294.35
HILL, CAESAR EDWARD	100.98
HOLT, BELINDA JEWELL	5.88
HUANG, YI YUN	13.80
HYMAN, GERDLYN DENISE	74.14

JACKOVAC, CHARLENE MARY	23.37
JACKSON, LOREN B	101.56
JACOBS, ELANA R	160.60
JACOBY, LESLIE BETH	60.45
JANTZ-NGAIYAYE, MARIEDITH LEIANE	106.37
JEFFERSON, ODESSA	14.02
JONES, JAMES JESSIE	72.71
LACEY, WAYNE	248.15
LERDAL, JANNOVA LYNN	65.51
MACH, ALAINA L	26.31
MATTA, CARMEN MARIA	9.16
MAYBAUM, LEONARD WILL	69.71
MC MILLAN, WALLACE L	265.20
MCLEMORE, LARRY	26.37
MEYERS, MATT D	5.10
MIRANDA, AGUEDA	87.07
NOWAK, MARCIA E	1,296.90
OSWALD, CONSTANCE	43.24
OYEMADE, JO ANN	77.42
PALMER, LATELLE	10.48
PAUL, SAMUEL	105.27
PETERSON TECKCHANDANI, JENNIFER E	17.87
QUIRK, GINA W	7.09
RAINE, JULIE A	9.22
ROBERTS, BERNICE	228.16
ROBINSON, FRANCHE O	39.77
ROTH, EVELYNNE JUNE	286.27
RUSSELL-FORD, ZENOBIA	79.13
SANNER, PAMELA DENISE	106.03
SCHNEIDER, KATIE A	16.48
SCHNEIDERMAN, RENEE SUE	44.92
SCOTT, VINITA ROMAN	59.24
SHIELDS, COURTNEY A	377.39
SILVESTRINI, CARL	7.07
SMALLWOOD JR, PATRICK A	6.32
SMITH, GLEN S	207.18
SMITH, PARRISH W	37.09
SPEED, TONY CURTIS	21.34
SPENCER, SUSAN COZETTA	102.70
SPRAGGINS, DORIS JEAN	19.40
STADNYK, MARTA K	115.37
STINCHCOMBE, PER HEIMER	19.47
STRASSER, TRACY	11.13
STRONG, THELMA JEAN	104.03
SULLIVAN, NANCY N	9.59
SURIANO, LILA D	19.40
SYKES, LESTER B	35.61
TANKE, JOSEPH M	59.09
TESSIER, RONALD	52.38
THARAYIL, LUKOSE CHACKO	37.43
THIRUS, ARLEMMIE MCARTHUR	126.93
THOMAS, KEISHA C	59.18
THORNTON, CAMERON ANDRE	20.50
TOLBERT-CAVITT, KATINA DUVA	13.06

TROUTMAN VERNER, LESLIE ANNE	17.23
TUTTLE, ROBERT S	94.24
VERSTRATE, KADIE J	173.08
VYAZOVSKY, VERONICA	32.51
WALKER, TIFFANI V	51.00
WALKER, TINA	79.74
WASHINGTON, CARRIE F	130.75
WEAVER-DREW, DASHAWN	27.83
WELLS, PATRICIA ELAINE	13.68
WENDT, DIANA GALE	74.40
WESTMORELAND, EUGENE	94.05
WHITAKER, CLAUDIA B	17.07
WILLIAMS, JOSEPH B	52.66
WILLIAMS, KELVIN T	8.97
WILLIS, GIGI	110.81
WILSON, VERA C	26.94
WINTERS, BEATRICE NINA	102.85
ZORGER, STEPHANIE LYNN	77.55
TOTAL EXCESS CONTRIBUTIONS.	8,501.83

Other

MARTINEZ, CHRISTINE R	5,959.37
PAVLETIC, MAUREEN PATRICIA	4,872.46
TOTAL OTHER.	156,338.76

Survivor Contributions

ALI, TAGHARID SAYED	3,200.06
ANDERSON, MYRNA AMOY	321.21
ANDERSON-MOON, DARLENE YVETTE	1,307.64
ARBOR, DEBORAH LOIS	13,411.19
BAHAM, VELMA LOUISE	809.37
BANKS, PATRICIA ANNE	948.22
BEACH, AMBRA EVANTOR	632.06
BENJAMIN, MARILYN BETH	1,559.64
BOLLO, MARCIA ANN	902.93
BOXTON, BARBARA LAFON	862.34
BRINDLE, HILDA ENID	3,787.62
CAZARES, JESUS JOSE	785.61
CONNOLLY, BARBARA EILEEN	2,584.82
CORKER DEBERRY, JETAUN E	947.54
CULL, KATHERINE MARILYN	11,709.40
DAVIS, ERNESTINE C	990.30
DOLEZAL, DONALD JOSEPH	2,339.49
DOUGLAS, VALERIE	11,604.33
DUEL, LUZ AMANDA	885.88
DUKE, SANDRA ELAINE	931.72
ESTES, HENRIETTA	9,678.64
FELTUS, DOROTHY M	840.48
FULLILOVE, FRANCES LOUISE	1,370.90
GAY, KIM AVIS	1,367.56
GIBBS, ANN FRANCES	807.79
GILBERT, LORETTA	1,545.36
GLATZ, PATRICIA ANN	955.82

HADED, BERTA ELENA	1,559.90
HALL, KATHLEEN RITA	947.23
HARRIS, ROBERTA V.	7,373.45
HEATH, DEBORAH CHRISTINE	1,668.70
HEBBEL, JEFF ROBERT	1,220.06
HERNANDEZ, RITA DIANE	832.30
HESS, GRACE IRENE	11,348.58
HIRSHFIELD, DEBORAH LYNNE	166.00
JACKSON, MARY BURTON	1,124.54
JACKSON, MARY L.	966.94
JAMES, VAN EARL	2,906.17
JOHNSON, FRANCINE ELIZABETH JEAN	1,975.85
JOHNSON, ROSEANN	13,123.90
JONES, PATRICIA GLORIA	958.45
KROGER, HOLLYE M.	3,154.46
LAKE, SHANNA ANGELA	12,425.28
LESURE, TIMOTHY	13,536.72
LEWIS, DEBORAH ALLIDA	998.87
LEWIS, DEBORAH ANN	818.35
MC MILLAN, WALLACE L	7,720.02
MCCOY, MARGUERITE E	904.94
MCMAHON, JAY ALAN	708.06
METZGER, JUDITH KLEIN	910.48
MICHAELSON, SUSAN J	2,041.36
MIKITKA, JOYCE A.	2,034.75
MOSS, BETTY J	283.92
ONEAL, JACQUELINE	860.19
OWENS, EVELYN	3,120.58
OYEMADE, JO ANN	433.13
PAINTER, ALICE LORRAINE	1,178.29
PARHAM, ANN COLLEEN	2,384.61
PAULETTE, MARIA TERESA	10,995.72
PEREZ, OLGA VIOLETA	14,935.33
PITTS, SHIRLEY ANN	1,901.69
PURCELL, ALANA MARY	23.38
RAIMONDO, ROSEMARY BRIDGET	11,123.02
ROTH, EVELYNNE JUNE	12,277.10
RUFFIN, STEPHANIE DENISE	967.15
SHERWOOD, AMERICA CARLOTTA	13,670.59
SIEGEL, VIRGINIA R.	904.98
SIMS, BARBARA A	115.75
SPIEGEL, ELAINE MARSHA	495.63
STARKUS, DEBORAH	1,285.57
STEWART, DRUNITA	986.90
THOMPSON, JOHN DALE	703.88
TILLER, SHARON L.	3,101.68
TODTLEBEN, ANN JEANETTE	760.77
UNDERWOOD, PATRICIA J.	307.43
WELLS, PAMELA	883.37
WILLIAMS, MARGARET F	3,162.25
WISER, ROBERT E	111.33
WLEH, CHERYLL	856.76
YOHNKA, BARBARA K	811.67
YOUNG, CAROL E	3,157.62
TOTAL SURVIVOR CONTRIBUTIONS	260,313.57

TERMINATION REFUNDS

AGUIRRE, SAMUEL ROBERT	641.98
ANDRADE, TEO	8,321.86
ANTESBERGER, BRENT P	1,018.59
BACCARELLA PARKER, IVANNA	5,392.51
BACHHUBER, CAROLYN ANN	51.53
BARBER, JOSIE ANNMARIE	16,648.23
BAXA, BRADLEY JOSEPH	1,000.00
BELL, LORRAINE E	12,264.17
BENFORD, JACKIE R	31,173.27
BIUNDO, MYRA	1,076.52
BLOCKOWICZ, LISA	20,271.99
BREEN, JOHN	30,548.81
BRIENZO, KAREN S	1,517.59
BRISBOIS, CAITLIN ELIZABETH	7,804.69
BROADNAX, TAMARA	551.25
BROWN, AUBREY	7,413.78
BUNCE DANLEY, MELANIE JO	14,056.56
BYRNE, LAURA MARIE	3,944.32
CARSTENSEN, CHRISTIAN A	15,212.15
CERONE GOLDSTEIN, ALYSE	8,702.30
CHAPMAN, CLAUDY EARL	4,574.27
CHEATHAM, DARRYL M	880.53
CHERNEY, SEBASTIEN	6,066.12
CHERRY, GILL A	414.36
CIESIELSKI, DANIELLE K	47.56
CLEMENTS, JODI	6,476.72
CLEVELAND, HEATHER	2,588.95
COBURN, EVERETT WILSON	1,432.38
COLLINS, MICHELLE M	48.23
CONYERS, BRYAN D	9,604.44
COSTANZA, KAREN LIZABETH	10,542.27
CROWLEY NOVELLY, KATHERINE MEGHAN	4,003.04
CULPEPPER, SARAH E	98.23
CURIALE GIL, KIMBERLY D	3,055.75
CURTIS, BETTY JEAN	200.85
D'ONYEISE, HANNAH I	230.61
DAVIS, JAMES IVAN	136.08
DEAN, CHARLES M	120.15
DEL VALLE, MILDRED	1,337.99
DELGADO, JOSEFINA A	2,756.24
DENNISON, KAREN J	851.96
DIPASQUALE, ANNA-MARIE	9,584.55
DIXON, JOHN C	778.84
DOUGHERTY, MICHELE MARIE	421.33
DUANAH, JOSEF M	39.34
DUNBAR, TOMMY L	39,465.62
FEAUTO, REBECCA	12,567.35
FIGUEROA, YOLANDA	12,107.29
FILLYAW, SHANITA M	13,072.13
FINEGAN FOX, MICHELLE ANN	4,104.77
GALARZA, MARGARITA C	186.00
GANAN, BARBARA	382.52
GARCIA, ADOLFO	35.44
GONZALEZ, JUANITA H	88.36

GONZALEZ, SARA A	2,005.67
GONZALEZ, TZEITTLIE MARIE	12,761.35
GOODMAN, ANTHONY D	1,776.36
GOTHELF, JUDITH L	259.20
GRIFFIN, KATHLEEN NICOLE	26,856.85
GUI, DEAN A	7,947.33
HALMAN, JENNIFER SUE	15,030.71
HAWKINS-HICKS, GARI LYNN	36,141.29
HENDERSON, HELENA O	8,125.23
HILL, CAESAR EDWARD	252.41
HILL, JULIE K	14,257.77
HIXSON, SANDRA L	6,449.29
HUANG, YI YUN	5,009.05
HUMPHREYS, SHARON D	1,601.88
HYMAN, GERDLYN DENISE	737.74
JABLANOVIC, BRANKO	381.76
JACKSON, ADRIAN L	4,603.57
JACKSON, DOLORES T	3,992.87
JACKSON, NICOLETTE	8,126.16
JACOBS, ELANA R	14,145.70
JACOBSEN, ELIZABETH	3,628.06
JIMENEZ-SANCHEZ, DORIS M	11,365.30
JUSTICE, BRANDY L	6,768.48
KELLEY, HILDRED MAUREEN	1,650.55
KHAMIS, IBRAHIM A	2,294.86
KIMBLE, SHARON	81,493.28
KING, SILVANA	3,457.34
KLAZURA PERHACH, KRISTEN	4,518.76
KUECHERER, AMANDA M	12.57
LEE, LISA FRAN	50,808.86
LEMON, INELL S	541.26
LERDAL, JANOVA LYNN	1,077.20
LOCKE, JASON B	29,502.71
LOUIS, BERNARD	7,519.53
MACH, ALAINA L	4,958.28
MANAHER, KATE ELIZABETH	294.27
MARTIN, LAUREN NICOLE	2,850.39
MARTIN-LINTON, BRENDA JOYCE	16,086.53
MARTINEZ, CHRISTINE R	988.70
MAYBANK, DIANA LEE	502.09
MCCORMICK, JESSE J	1,382.84
MCCULLOUGH, ACIE	38.70
MCGUIGAN CONRY, CALEY M	20,743.71
MEYERS, MATT D	18,299.57
MOORE, CHERYL D	13,686.45
MORALES, LUCIA CRISTINA	25,115.62
MORRIS, TREVIA	32,138.38
MOSES, WILLARD	2,122.94
MOSLEY-RAGGS, VERONICA R	33,984.82
MURPHY FISCHER, ELIZABETH	1,033.50
NADA, CARMIN LUDIVINA	12,685.84
NARENS, KIMBERLY J	7,111.75
NEELY, LIZABETH	3,010.35
NESBITT, TRAVIS W	8,310.16
NORRIS, CORAL	5,822.37

NORTHERN, SHONDA P	4,494.33
NOWLIN, AMME A	17,149.58
O'BRIEN NGUYEN, DAISY	35,560.23
OFFORD, LINDA FAYE	48,214.07
OKEZIE-PHILLIPS, ERICA	10,792.64
OSTENSON, LISA M	13,799.79
PAGURKO, AMY	3,396.82
PALMER, LAELLE	70.93
PARDEE, LISA A	1,778.15
PENMAN, DIONNE L	266.59
PLUTA, CHRISTOPHER J	1,022.12
QUIRK, GINA W	5,775.10
RAINE, JULIE A	5,009.05
RAINEY, SHARON DIANN	1,121.10
RAMEL-HOEKSEMA, CASEY JOHN	46,893.90
RAMIREZ, JUAN CARLOS	77,313.69
RANGEL RAYMOND, LUZ E	5,373.44
REED, LAKITA E	30,738.41
REZVANI, RYAN KEVIN	58,518.21
RICE, TABITHA	4,953.39
RIGGIO, KARA	10,816.08
ROBERTS, EVAN J	44.42
ROBINSON, FRANCHE O	4,397.64
RODRIGUEZ, MARIA T	11,203.99
RUBIO, GAIL E	4,405.05
RUIZ, DARLENE LISA	3,786.87
RULE, LINDA	1,604.41
RUSSELL, ANNIE M	218.11
RYAN, MARICELESTE E	4,733.76
SAMUELS, JENNIFER BETH	44,159.92
SAUNDERS, THEODORE	331.31
SAXTON, JOHN M R	6,670.88
SCHNEIDER, KATIE A	7,284.96
SCHUMAKER, HOLLY	11,321.59
SEARLES, KAM MARIE	50,421.53
SHAVER, CARLA M	10,512.77
SHIELDS, COURTNEY A	420.80
SILVESTRINI, CARL	227.21
SINGH, CHRISTINA	10,582.16
SMALLWOOD JR, PATRICK A	3,228.95
SMITH, GLEN S	336.56
SMITH, JUANITA	1,509.84
SMITH, PARRISH W	4,416.17
SMITH, REGINA	194.91
SPEED, TONY CURTIS	11,810.53
STADNYK, MARTA K	880.40
STERNE, TYSON A	4,821.06
STINCHCOMBE, PER HEIMER	46.44
STOUT, KARA E	12,869.91
STRASSER, TRACY	54.80
SULLIVAN, NANCY N	113.60
SYCHOWSKI, JOHN THOMAS	2,080.79
SYKES, LESTER B	2,248.38
SYKES, PEARL L	6,852.11
TAKYI-MICAH, THOMAS R	5,733.00

TANKE, JOSEPH M	434.52
TAYLOR, SANDRA KAREN	21,009.17
TERRELL ASADOURIAN, AMANDA	16,192.04
TERSTRIEP BOHLING, KRISTEN LYNN	21,807.66
TESSIER, RONALD	15,857.65
THARAYIL, LUKOSE CHACKO	73.72
THOMAS, KEISHA C	51.53
THOMAS, TIFFANY N	589.04
THORNTON, CAMERON ANDRE	476.12
TROUTMAN VERNER, LESLIE ANNE	53.69
VAN LEARE, ROBERTA	217.12
VAZQUEZ, HECTOR	13,939.76
VERSTRATE, KADIE J	237.73
VOLDRICH, ROBERT CARL	714.21
VOYNOVICH, JULIE ANN	1,167.12
VYAZOVSKY, VERONICA	796.26
WALKER, TIFFANI V	185.06
WALKER, TINA	4,377.11
WALZ, MOLLY M	7,312.48
WARREN, CHEZARE	24,633.39
WATKINS, HALEY B	939.49
WEAVER-DREW, DASHAWN	44.82
WEGNER, ANNE ELIZABETH	12,881.66
WEINDRUCH, MICHELLE E	22,094.89
WESTMORELAND, EUGENE	1,158.50
WETHERBEE, JEANNE RAE	7,295.34
WHITAKER, CLAUDIA B	1,604.04
WILLIAMS, CAPRICE F	860.46
WILLIAMS, JOSEPH B	30,240.11
WILLIAMS, KELVIN T	3,353.30
WILLIAMS, LINDA M	99.52
WILLIS, GIGI	681.70
WILSON, REVLON	4,699.27
WILSON JR, RALPH	26,806.72
WILSON-THOMAS, JACQUELINE	24,106.71
WINTERS, TOMMIE JEAN	8,036.50
WITT MERCED, ASHLEY	7,284.46
WOLF, JAMES A	280.34
WOLTERSTORFF, VALERIE L	11,511.79
WYATT, VIOLA D	5,990.51
YOUNG, BYRON DAVID	4,825.68
YOUNGQUIST, NICOLE M	12,581.63
YOUNGREN, JILL N	4,547.33
ZORGER, STEPHANIE LYNN	4,796.51
ZURALES, SHERRY L	1,653.66
TOTAL TERMINATION REFUNDS	1,863,263.35

GRAND TOTAL OF ALL REFUNDS **2,331,875.66**

ADAMS, LARISSA	7,200.00
AHLGREN, KATHRYN JANE	17,571.79
AJAYI, OLUWA-FUNMILAYO D	5,749.31

Outside Time

The Committee on Claims and Service Credits reported that affidavits, or other evidence attesting to or certifying service in the public schools of the several states or in schools operated by or under the auspices of the United States outside of the City of Chicago were presented for the persons hereinafter listed.

The Committee recommended that the service described be approved for pension credit provided that the last five years of the member’s service shall have been rendered in a position covered by this Fund, the State Universities Retirement System or the Teachers’ Retirement System of the State of Illinois; a maximum credit for ten years shall be reduced by credit for such service validated by the State of Illinois; and three-fifths of the term of service for which an annuity is granted shall be in the public schools of the City.

Name	School	Service	Years
Benko, Alice J	Byrne	Teaching	1.0000
Boarden, LaTanza	Corliss	Teaching	5.0000
Greene, Victoria	John W Cook	Teaching	2.2000
Harris, Wanda	City Wide	Teaching	7.9750
Hoffman, John Eric	Owens	Teaching	4.0000
Parrish, Yolanda M	Peterson	Teaching	1.1000
Peacock, Marcella K	Central Office	Teaching	2.0000
Spivack, Miriam S	Joyce Kilmer	Teaching	3.0000
Stuckey-Jenkins, Louisa	Metcalf Academy	Teaching	1.0000
Tindall, Toni	Kenwood	Teaching	7.0000

REPORT OF THE COMMITTEE ON FINANCE AND AUDIT

June 5, 2012, Finance and Audit Committee Report Presented

Chairperson Padilla presented the June 5, 2012, Finance and Audit Committee Report (see Exhibit B attached).

Administrative Expenses

The following administrative expenses were presented with the recommendations that they be approved.

Administrative Expenses 05/01/12 – 05/31/12			
Vendor	Description	Amount	
AT & T MOBILITY	WIRELESS & DATA ACCESS, 1/6/12 - 2/5/12: HUBER	\$111.27	
	DATA ACCESS, 1/6/12 - 2/5/12: TRUSTEES	\$345.75	
	WIRELESS & DATA ACCESS, 2/6/12 - 3/5/12: HUBER	\$110.93	
	DATA ACCESS, 2/6/12 - 3/5/12: TRUSTEES	\$345.75	
	WIRELESS & DATA ACCESS, 3/6/12 - 4/5/12: HUBER	\$110.93	
	DATA ACCESS, 3/6/12 - 4/5/12: TRUSTEES	\$345.75	\$1,370.38
ALPHA	JOB POSTING: CFO		\$250.00
AMERICAN EXPRESS	E-MAIL MINUTES	\$286.88	
	MEALS, DV URBAN TRIAL, 4/1/12 - 4/4/12. PHILADELPHIA, PA: HUBER	\$43.99	
	AIRFARE CHANGE, DV URBAN TRIAL, 4/1/12 - 4/4/12, PHILADELPHIA, PA: HUBER	\$46.00	
	CREDIT, ACCOM. , NCPERS CONF., 5/5/12 - 5/10/12, NEW YORK, NY: 3 TRUSTEES	(\$1,246.35)	
	COPIES OF TESTIMONY, ILLINOIS SENATE	\$563.20	
	AD, CRAIN'S, ACTUARIAL CONSULTING SERVICE, APRIL 2012	\$560.00	\$253.72
HENRY P. ANSELMO	LEGISLATIVE CONSULTING SERVICE, 5/1/12 - 5/31/12		\$8,333.33
ASHFORD, LOIS	REIMBURSE, NASP CONF., 6/12/11 - 6/16/11, LOS ANGELES, CA		\$127.05
ASPEN MARKETING SERVICES	PROCESSING, POPULAR REPORT		\$7,527.92
BAEZ, SUSAN	REIMBURSE, CAR FARES, INVESTMENT MEETINGS, CHICAGO, IL: 5/15 & 5/16		\$21.00
BOGFIRE INC.	DESIGN & LAYOUT: NEWSLETTER, SPRING 2012	\$3,990.00	
	DESIGN & LAYOUT: LEGISLATIVE MATERIALS	\$1,380.00	
	DESIGN & LAYOUT: MARCH APRIL E-NEWS	\$375.00	\$5,745.00
BOXWOOD TECHNOLOGY, INC.	JOB POSTING: CFO		\$285.00
BUSINESS PRODUCTIVITY SOLUTIONS	CONSULTING, SOLOMON PURCHASING MODULE		\$43.75
BRADLEY CONSULTING GROUP INC	MIS CONSULTING SERVICE, 4/1/12 - 4/30/12		\$45,600.00
CAFFE BACI	BREAKFAST, TRUSTEE MEETING, 5/17	\$139.65	
	BREAKFAST, INVESTMENT MANAGERS MEETING, 5/4	\$76.19	
	BREAKFAST, INVESTMENT MANAGERS MEETING, 6/1	\$76.19	\$292.03
CDW COMPUTER CENTERS, INC.	SOFTWARE LICENSES & RENEWALS: 4/1/12 - 3/31/13	\$13,222.70	
	COMPUTER SUPPLIES	\$724.14	\$13,946.84

Administrative Expenses 05/01/12 – 05/31/12			
Vendor	Description	Amount	
CANVASSING BOARD	PENSION REPRESENTATIVE STIPEND, TEACHER/PENSION ELECTION, 11/4		\$50.00
CHICAGO MESSENGER SERVICE INC	DELIVERY SERVICE THRU 5/13		\$258.55
CHICAGO POSTAL CUSTOMER COUNCIL	MEETING, OPERATIONS DURING NATO SUMMIT: 5 ATTENDEE'S		\$50.00
CHICAGO PUBLIC SCHOOLS	SUBSTITUTE SALARY REIMBURSEMENT, MEETING AT CTPF, 5/22	\$165.82	
	SUBSTITUTE SALARY REIMBURSEMENT, NCPERS CONF., 5/7/12 - 5/10/12: 3 TRUSTEES	\$1,658.20	
	SUBSTITUTE SALARY REIMBURSEMENT, TRUSTEE MEETING, 5/17	\$829.10	
	SUBSTITUTE SALARY REIMBURSEMENT, INVESTMENT MANAGERS MEETING, 5/4	\$331.64	\$2,984.76
COM ED	ELECTRIC SERVICE, 4/6/12 - 5/7/12: SUITE 2600		\$2,726.33
COMGRAPHIC, INC.	PROCESSING, PENSION CHECKS & ADVICES, 5/1	\$6,970.92	
	PROCESSING, ANNUAL REBATE APPLICATIONS	\$7,582.37	\$14,553.29
CUTTING EDGE DOCUMENT	SHREDDING OF CONFIDENTIAL DATA		\$161.00
DATA CONSULTANTS	SOFTWARE, E-MAIL ACHIEVE SERVER	\$685.00	
	MICROSOFT OFFICE 2010 LICENSES	\$2,376.00	
	SERVICE CALL, TELEPHONE/FAX LINES	\$550.00	*** \$3,611.00
DIRECTV	SATELLITE RECEPTION, 5/10/12 - 6/9/12		\$6.00
INFORMATION MANAGEMENT NETWORK	REG., IL PUBLIC EMPLOYEE RETIREMENT SUMMIT, 5/30/12 - 5/31/12, CHICAGO, IL: GOMEZ		\$95.00
FREED, JEANNE	REIMBURSE, INTRO TO INVESTMENTS CONF., 4/16/12 - 4/19/12. SAN FRANCISCO		\$195.49
GARVEY'S OFFICE PRODUCTS	OFFICE SUPPLIES		\$1,324.08
GOLDSTEIN & ASSOCIATES	ACTUARIAL SERVICES, ALTERNATIVE FUNDING PROJECTIONS		\$5,000.00
HAMPTON INN SUITES	ACCOM., IFEBP CONF., 6/18/12 - 6/20/12. BOSTON, MA: WOHL		\$1,139.92
HARRIS-FAUST, REBECCA	TUITION REIMBURSEMENT, 1 CLASS		\$825.00
THE HARTFORD	WORKERS COMPENSATION POLICY: 5/1/12 - 5/1/13	\$7,965.00	
	BUSINESS OWNERS POLICY, 5/1/12 - 5/1/13	\$6,699.00	\$14,664.00
HILTON SAN FRANCISCO	BALANCE DUE, ACCOM, IFEBP CONF., 6/11/12 - 6/13/12, SAN FRANCISCO, CA: BLACKWELL	\$471.77	
	BALANCE DUE, ACCOM, IFEBP CONF., 6/11/12 - 6/13/12, SAN FRANCISCO, CA: PADILLA	\$745.70	\$1,217.47
HOLLEMAN, MICHELLE	GRAPHICS & DESIGN, PROCEEDINGS	\$1,280.00	

Administrative Expenses 05/01/12 – 05/31/12			
Vendor	Description	Amount	
	GRAPHICS & DESIGN, HEALTH INSURANCE WEBINAR	\$100.00	
	GRAPHICS & DESIGN, E-COMMUNICATIONS	\$725.00	
	GRAPHICS & DESIGN, ELECTION POSTERS	\$200.00	
	GRAPHICS & DESIGN, PENSION LAW & RULES	\$1,175.00	\$3,480.00
HUBER, KEVIN B.	REIMBURSE, CTPF EXPENSE REPORT, 4/7/12 - 5/8/12		\$602.39
ILLINOIS STATE TREASURER	DEPT OF INSURANCE, FY12 COMPLIANCE FEE		\$8,000.00
IMAGING OFFICE SYSTEMS, INC.	PAPER RETURN TRAY		\$35.00
INTERNATIONAL FOUNDATION	REG., IFEBP CONF., 6/18/12, BOSTON, MA: WOHL	\$465.00	
	REG., CAPP PENSIONS, 6/19/12 - 6/20/12, BOSTON, MA: WOHL	\$925.00	\$1,390.00
INTERPARK	MONTHLY PARKING, 5/1/12 - 5/31/12: FIELD REPS	\$1,150.00	
	MONTHLY PARKING, 5/1/12 - 5/31/12: J.BANGERT	\$230.00	*
	MONTHLY PARKING, 5/1/12 - 5/31/12: PAYROLL DEDUCTIONS	\$690.00	**
INTL BUSINESS MACHINES CORP	BUSINESS CONTINUITY SERVICE, 4/1/12 - 4/30/12		\$1,899.00
IRON MOUNTAIN	COMPUTER BACKUP STORAGE CHARGES, 3/1/12 - 3/31/12		\$645.83
KIRKLAND & ELLIS LLP	PENSION LITIGATION, ENDING 3/1/12 - 3/31/12	\$22,323.92	
	PENSION LITIGATION, ENDING 4/1/12 - 4/30/12	\$8,874.12	\$31,198.04
MILLER-MAY, ANGELA	REIMBURSE, CAB FARE, ROUND TABLE MEETING, CHICAGO, IL: 5/14	\$10.00	
	REIMBURSE, LEGALIZATION OF FOREIGN DOCUMENTS FEE	\$21.15	\$31.15
NEOFUNDS BY NEOPOST	REPLENISHMENT OF POSTAGE		\$2,090.70
NORTH SHORE PRINTERS, INC.	ELECTION COVER LETTERS	\$168.00	
	ELECTION POSTERS	\$1,207.88	
	ADDITIONAL POSTAGE, POPULAR REPORT	\$429.33	\$1,805.21
OFFICE CONNECTIONS	OFFICE SUPPLIES		\$32.97
REILLY, MARY SHARON	REIMBURSE, IMN SUMMIT, 3/25/12 - 3/28/12, CARLSBAD, CA		\$386.00
SEITZ ROSS ARONSTAM & MORITZ, LLP	LEGAL FEES, DV URBAN TRIAL		\$94,309.59
THE SIMONS GROUP, LLC	PROJECT MANAGEMENT, CTPF MEMBER ONLY WEB-SITE		\$120.00

Administrative Expenses 05/01/12 – 05/31/12			
Vendor	Description	Amount	
SOFTWAREMEDIA.COM	MS SQL SERVER		\$2,360.00
SPECIALTY COFFEE	COFFEE SUPPLIES		\$44.25
SUBWAY	LUNCH, TURNING 65 SEMINAR, 5/31		\$110.00
TERREMARK NORTH AMERICA INC	DATA VAULTING SERVICE, 3/1/12 - 3/31/12		\$3,382.50
TIME VALUE	FEDERAL TAX SOFTWARE, 1/1/12 - 12/31/12		\$69.00
TRANSUNION	ADDRESS LOCATION USAGE, 3/26/12 - 4/25/12		\$52.97
TRI-STAR CATERING	LUNCH, TRUSTEE MEETING, 5/17		\$394.30
UNISHIPPERS CHICAGO NEAR NORTH	DELIVERY SERVICE THRU 5/3		\$165.30
UNIVERSITY CENTER	DEPOSIT, ROOM RENTAL, PENSION REP LUNCHEON, 6/16		\$630.00
VEGA, CECILIA	REIMBURSE, CTPF EXPENSE REPORT, 4/5/12 - 5/11/12		\$298.35
VISION MAI, LLC	LEGISLATIVE CONSULTING SERVICE, 5/1/12 - 5/31/12		\$5,000.00
M & J WILKOW, LTD	RENT, 5/1/12 - 5/31/12	\$72,490.33	
	WORK ORDERS, 4/1/12 - 4/30/12	\$472.51	\$72,962.84
WOHL, RAYMOND	REIMBURSE, AIR, IFEBP & CAPPF CONF., 6/18/12 - 6/20/12, BOSTON, MA	\$244.60	
	REIMBURSE, FRA CONF., 4/2/12 - 4/5/12, NEW YORK, NY	\$1,739.04	\$1,983.64
WOLTERS KLUWER HEALTH	PROFESSIONAL GUIDE TO DISEASES		\$1,211.94
XO COMMUNICATIONS	MONTHLY TELEPHONE SERVICE, 4/27/12 - 5/26/12	\$1,643.34	
	CREDIT ADJUSTMENT, SERVICE CALL	(\$550.00) ***	\$1,093.34
PHYSICIANS, DISABILITY APPLICANTS			
ACCESS MEDICAL EVALUATIONS	EVAL & REPORT, W.G. BY DR. BRECHER	\$650.00	
RECORD COPY SERVICES	MEDICAL RECORDS, S.S. BY DR. STARR	\$105.75	
	MEDICAL RECORDS, J.U. BY DR. LOCATELLI	\$179.65	
	MEDICAL RECORDS, S.A. BY DR. KAISER	\$79.75	
	MEDICAL RECORDS, B.R. BY DR. SHAPRIO	\$158.25	\$1,173.40
			<u>\$371,685.62</u>

Chairperson Padilla moved sections b and d to the Report of the Committee on Finance and Audit to the omnibus.

2013 Budget for Approval Deferred

Chairperson Padilla deferred the 2013 Budget for Approval to the July 19, 2012, Board Meeting.

Actuarial Services Presentations

Ms. Sandra Shelby, CTPF Controller informed the Trustees of some background information on the selection process of the actuarial candidates. Ms. Shelby stated a RFP committee was formed to review the proposals. The committee members were Mr. Kevin Huber, Executive Director, Mr. Eric Morel, IT Manager, and herself. The Committee reviewed the proposals and ranked them based on criteria of staff qualification, firm qualification, process, and fee. The firms with the four highest scores were asked to make presentations at the meeting.

Representatives from Gabriel, Roeder and Smith, Segal Consultants, Buck Consultants, and Foster and Foster made presentations to the Trustees for actuarial services. Each candidate reviewed background, team and organization, summary of valuation process, meet/exceed requirements on scope of work, demonstration of knowledge of public sector issues, and other services. The actuaries addressed questions raised by the Trustees.

Following the presentations, fund counsel and staff addressed questions raised by the Trustees.

Mr. Sierra returned to the meeting.

Motion to Hire Segal Consultants, Actuarial Consulting Firm, Approved

A motion was made by Mr. Ward, seconded by Ms. Reilly, and unanimously passed, to hire Segal Consultants, actuarial consulting firm, for a five year term, subject to fee and contract negotiations.

The motion passed by the following roll call vote:

Ayes: Mr. Wohl, Mr. Ward, Mr. Sierra, Ms. Reilly, Mr. Rehak, Dr. Pilditch, Ms. Padilla, Mr. Kotis, Ms. Freed, Mr. Blackwell, Ms. Ashford – 11.

Nays: None.

Abstentions: None.

REPORT OF THE FINANCIAL SECRETARY

Financial Statement

The Financial Secretary presented a report on the Fund's net assets, changes in net assets, and supporting reports for the ten months ending April 30, 2012, with the recommendation that it be approved and printed in the proceedings of this meeting.

STATEMENT OF PLAN ASSETS (INTERIM)

	04/30/2012	06/30/2011
ASSETS		
CASH AND CASH EQUIVALENTS	\$ 387,273,764	\$ 505,359,738
RECEIVABLES:		
EMPLOYER	-	909,663
STATE OF ILLINOIS	3,483,000	4,408,180
EMPLOYEE	23,588,740	49,567,455
ACCRUED INVESTMENT INCOME	34,236,697	30,800,471
PARTICIPATING TEACHERS' ACCOUNTS FOR CONTRIBUTIONS	4,423,679	4,681,364
OTHER RECEIVABLES	635,431	747,610
	<u>66,367,547</u>	<u>91,114,743</u>
INVESTMENTS, AT FAIR VALUE:		
EQUITY	5,706,004,740	6,375,599,574
PUBLIC REITS	269,292,032	298,907,749
BONDS	1,892,916,795	1,817,433,960
HEDGE FUND	176,745,296	177,744,777
INFRASTRUCTURE	307,313,971	275,818,888
REAL ESTATE	745,360,861	686,732,202
PRIVATE EQUITY	306,746,377	319,315,230
	<u>9,404,380,072</u>	<u>9,951,552,380</u>
FIXED ASSETS	2,870,880	2,794,812
	<u>9,860,892,263</u>	<u>10,550,821,673</u>
TOTAL ASSETS		
	<u>9,860,892,263</u>	<u>10,550,821,673</u>
LIABILITIES		
ADMINISTRATIVE/ACCOUNTS PAYABLE	190,263,665	206,734,937
	<u>190,263,665</u>	<u>206,734,937</u>
TOTAL LIABILITIES		
	<u>190,263,665</u>	<u>206,734,937</u>
NET ASSETS AVAILABLE FOR BENEFITS	<u>\$ 9,670,628,598</u>	<u>\$10,344,086,736</u>

STATEMENT OF CHANGE IN PLAN ASSETS (INTERIM)

	10 Months Ending 04/30/2012	12 Months Ending 06/30/2011
ADDITIONS:		
EMPLOYER:		
EARLY RETIREMENT OPTION	\$85,274	\$ -
STATE OF ILLINOIS	8,707,500	42,971,400
CPS UNDERFUNDED CONTRIBUTIONS	-	137,799,321
FEDERAL FUNDS-CPS	20,868,835	27,818,279
SPECIAL LEAVES	5,438	119,685
FEDERAL HEALTH INSURANCE REIMBURSEMENT	6,770,650	10,338,661
RECIPROCAL COLLECTIONS	11	994
	<u>36,437,708</u>	<u>219,048,340</u>
EMPLOYEE:	149,778,550	185,762,951
INVESTMENT INCOME:		
INTEREST	72,393,689	104,080,159
DIVIDENDS	110,053,305	127,470,956
SECURITIES LENDING (NET)	3,979,762	4,601,984
REALIZED GAINS (LOSSES)	189,700,077	381,041,285
UNREALIZED GAINS (LOSSES)	(192,998,722)	1,547,671,332
MISCELLANEOUS INVESTMENT INCOME	2,354	620,222
	<u>183,130,465</u>	<u>2,165,485,938</u>
MISCELLANEOUS OTHER	2,078	55,307
TOTAL ADDITIONS	<u>369,348,801</u>	<u>2,570,352,536</u>
DEDUCTIONS:		
REFUNDS	16,900,160	27,180,518
PENSION BENEFITS	924,972,512	1,047,538,959
DEATH BENEFITS	2,785,244	3,260,860
HEALTH INSURANCE	56,171,709	78,892,292
INVESTMENT ADVISORY & CUSTODIAL	34,335,809	42,193,297
ADMINISTRATIVE & MISCELLANEOUS	7,641,505	9,527,938
TOTAL DEDUCTIONS	<u>1,042,806,939</u>	<u>1,208,593,864</u>
NET INCREASE (DECREASE)	<u>(673,458,138)</u>	<u>1,361,758,672</u>
NET ASSETS AVAILABLE FOR BENEFITS AT BEGINNING OF YEAR	10,344,086,736	8,982,328,064
NET ASSETS AVAILABLE FOR BENEFITS AT END OF PERIOD	<u>\$ 9,670,628,598</u>	<u>\$10,344,086,736</u>

Administrative and Investment Expense Analysis

	Interim Ending 04/30/2012	Budget Year 2012	% of Budget to Date	Year Ending 06/30/2011	Year Ending 06/30/2010
Salaries	\$ 3,877,151	\$ 4,940,306	78%	\$ 4,608,637	\$ 4,235,544
Actuary fees	64,000	70,000	91%	70,750	68,000
Audit and Tax	201,130	155,000	130%	175,000	165,275
Banking Fees	51,673	56,400	92%	58,518	55,425
Consulting Fees	5,819	20,000	29%	3,631	10,376
Data processing expense	38,827	70,000	55%	47,145	77,809
Election expense	238,643	245,500	97%	214,331	250,358
Employee's health insurance	623,722	769,800	81%	664,504	610,313
Field Services/Pension Rep	55,906	60,200	93%	59,634	56,558
Health insurance consulting	35,000	53,500	65%	44,333	35,093
Insurance premiums	32,721	37,500	87%	35,359	31,965
Legal fees	222,128	250,000	89%	431,892	210,496
Legislative expense	126,478	160,000	79%	136,037	127,138
Maintenance of equipment, systems, software and support	141,766	179,900	79%	189,493	187,095
Medical fees	33,891	52,100	65%	57,097	55,443
Membership dues, subscriptions	12,146	14,700	83%	11,414	13,335
Office forms and supplies	55,818	53,100	105%	75,360	59,908
Office rent and utilities	725,484	933,850*	78%	888,722	912,895
Postage and Delivery	177,049	180,000	98%	182,321	142,305
Publications/Communication	175,882	185,000	95%	165,915	235,322
Records Management	7,662	15,000	51%	8,043	8,901
Studies and investigation	5,181	39,500	13%	6,896	43,715
System Consulting	589,316	747,000**	79%	540,988	542,950
Data Security	-	68,000	0%	-	-
Trustee conferences, seminars, and meetings	92,893	140,000	66%	100,295	128,149
Tuition/Training/Educ. Conf.	28,935	106,300	27%	70,193	46,896
Miscellaneous	22,284	39,600	73%	25,132	20,637
Total Administrative Budget	\$ 7,641,505	\$ 9,642,256	79%	\$ 8,871,640	\$ 8,331,901
Custodial	\$ 411,501	\$ 500,000	82%	\$ 400,000	\$ 440,000
Consulting	433,125	605,000	72%	474,338	525,000
Manager fees	32,596,743	40,000,000	81%	40,630,241	37,879,768
Litigation	94,310	-	-	-	-
Fees for foreign exchange and real estate	800,130	-	-	688,718	894,012
Total Investment	\$ 34,335,809	\$ 41,105,000	84%	\$ 42,193,297	\$ 39,738,780
Fixed Assets (cost)	76,068	158,495***	48%	143,337	128,581
Database (Pension Gold) project	-	-	0%	-	448,527
Performance Reporting Software	-	185,000	0%	-	-
Total Capital Expenditures	\$ 76,068	\$ 343,495	22%	\$ 143,337	\$ 577,109

Budget Adjustments * light sensors \$8,850; approved on Oct 20th ** Additional I.T. Staff \$200,000; approved on Dec 8th *** Security Cameras \$20,000; approved on Dec 8th

Chairperson Padilla moved the Report of the Financial Secretary to the omnibus.

REPORT OF THE COMMITTEE ON PENSION LAW AND RULES

June 14, 2012, Pension Law and Rules Committee Meeting Report Presented

Chairperson Wohl presented the June 14, 2012, Pension Law and Rules Committee Meeting report (see Exhibit C attached).

Chairperson Wohl informed the Trustees that the Committee and all the stakeholders recommended that a stronger public information education campaign be developed during this time period, and to plan for the fall veto session. Mr. Wohl suggested that we begin to prepare to put a budget together to begin educating the community, possibly hiring a public relations firm.

Legislative Update

Ms. Bukola Bello of Vision MAI, informed the Trustees that last summer the General Assembly had a series of pension working groups. Ms. Bello stated that she has not been informed of any pension working groups convening this summer. She stated that the Governor is trying to build his case for the normal cost shift to local school districts, universities, and community colleges.

Ms. Bello stated now that if there is a public relations campaign, which is beyond the scope of the lobbyists ability who handle governmental relations, the lobbying team would like to work with staff to ensure issues are being evaluated and addressed for the upcoming legislative session in a timely manner, and monitoring what is going on in Springfield in preparation of a special session.

Discussion ensued regarding Constitutional Amendment Number 49 that will be on the election ballot on November 6. The amendment states that if any governing body wants a change of benefits it must be approved by a 3/5 vote. Mr. Joe Burns, and Ms. Tiffany Reeves, fund counsels, informed the Trustees that they are currently investigating the Amendment. Their preliminary opinion is that it is not an attempt to avoid the anti impairment clause. They will provide the Trustees with a written analysis when completed. Ms. Bello reviewed with the Trustees that the Board did not support or oppose the amendment, they were neutral. Ms. Bello will furnish the Trustees with a brief analysis of Amendment Number 49 from a legislative point of view, and fund counsels will provide a legal analysis.

The Trustees directed the lobbyists to inform and update all the Trustees via email of all actions in Springfield.

The Trustees discussed various ways of informing and educating the public of pension issues, and the costs involved.

Chairperson Wohl moved the Report of the Committee on Pension Law and Rules to the omnibus.

Dr. Pilditch left the meeting.

REPORT OF THE AD HOC ELECTION COMMITTEE

May 22, 2012, *Ad Hoc* Election Committee Meeting Report Deferred to July 19, 2012, Board Meeting

The May 22, 2012, *Ad Hoc* Election Committee Meeting report will be deferred to the July 19, 2012, Board Meeting.

President Rehak expressed his concerns regarding a proposed pilot program which would allow an electronic voting option to be offered to schools on a voluntary basis. Discussion ensued regarding the process. Further discussion on the matter will take place at the July 19, 2012, Board Meeting.

Mr. Sierra left the meeting.

REPORT OF THE PRESIDENT

Trustees Rescind Requests to Attend Conferences

Mr. Freed withdrew her request to attend the IFEBP Hedge Funds, Real Estate, and Other Investment Alternatives Conference in San Francisco in July 2012. Mr. Rehak and Ms. Reilly withdrew their request to attend the GFOA Annual Conference in Chicago in June 2012.

Conference Request

Ms. Freed requested approval to attend the IFEBP 58th Annual Conference in San Diego in November 2012.

Request for Conference Update by Trustees

Mr. Wohl suggested Trustees attending conferences may want to briefly share the information and education they received upon their return with the full Board. Fund counsel recommended sharing cd's received by conference sponsors with the Board, and placing them in the drop box.

Ms. Lois Ashford reported her attendance at the NASP conference, in Baltimore in June 2012, and she shared the topic of an emerging managers discussion that was addressed at the conference.

Motion to Authorize Trustee Travel, Approved

A motion was made by Ms. Reilly, seconded by Mr. Ward, and unanimously passed, to approve the conference request as listed above.

REPORT OF THE EXECUTIVE DIRECTOR

Disposition of Election Materials

Mr. Kevin B. Huber, Executive Director, reported that materials used for the 2011 election of Trustees were carefully preserved for more than six months, that they were of no use for any future elections and not required evidence for proceedings in any court. Therefore, the 2011 election materials have been destroyed in accordance with the election policies and procedures.

Update on June 30, 2012, Retirees

Mr. Huber informed the Trustees that 1,700 teachers are retiring as of June 30, 2012, approximately 1,100 of those will receive their first pension check July 1, 2012.

CFO/COO Search Update

Mr. Wohl asked Mr. Huber about the status of the CFO search. Mr. Huber indicated there are 2 CFO/COO candidates, there has been no progress made other than they will be interviewed by the CTPF management group, and a recommendation will be made to the Board of Trustees.

Previously Vacant Office Space Next to CTPF Office

Mr. Wohl inquired about the previously vacant office space next to the CTPF office. Mr. Huber informed the Trustees that there was an option to use the vacant space. At the time, CTPF did not have the staff to occupy the space. Currently, the rental fee was not feasible to bring to the Board. Mr. Huber addressed the proposed option in the budget to reconfigure the current office space to accommodate expansion of certain departments.

Mr. Wohl inquired about the Executive Director's Report and the information provided.

OMINIBUS VOTE

On a motion by Mr. Ward, seconded by Ms. Reilly, and by unanimous vote, the foregoing committee reports which were moved to the omnibus were approved.

EXECUTIVE SESSION

Motion to Go Into Executive Session, Approved

A motion was made by Mr. Ward, seconded by Ms. Freed, and unanimously passed, to go into executive session for the purpose of discussing litigation and personnel matters.

The executive session lasted from 4:37 p.m. to 5:12 p.m.

Motion to Return to Open Session, Approved

A motion was made by Mr. Ward, seconded by Ms. Freed, and unanimously passed, to return to open session.

To Direct the Executive Director to Resolve the Employer Receivables from the Period of 1999-2005, as Discussed

The Trustees directed the Executive Director to resolve the employer receivables from the period of 1999-2005, as discussed.

UNFINISHED BUSINESS

Potential Trustee Vacancy

Mr. Chris Kotis informed the Board of Trustees of his intent to retire effective June 30, 2012. Mr. Kotis addressed the Trustees on the discussion made earlier in the meeting to accept Ms. Clarice Berry's, President of the Chicago Principals and Administrators Association (CPAA), recommendation that the Board of Trustees appoint Mr. Jerry Travlos, principal of Smyser School, to the vacancy. Mr. Joe Burns, Fund Counsel, stated that a vacancy must exist before the Board can appoint a person to fill the vacancy and that, in accordance with the Fund's Trustee Vacancy Policy effective January 19, 2012, and if the Trustees did not vote to suspend application of the Policy, the Board of Trustees must post a notice on the CTPF website advising of the vacancy and stating that any member of the eligible group may ask to be considered to fill the vacancy, and that a committee would review the candidates and make a recommendation at the next Trustees' meeting.

Mr. Kotis expressed his belief that Ms. Berry's goal was to ensure continuous representation by a principal trustee.

An extensive discussion about the process for determining a vacancy and the appointment of a successor trustee ensued.

Motion to Suspend in Part the Trustee Vacancy Policy Adopted January 19, 2012, Failed

A motion was made by Mr. Kotis, seconded by Ms. Reilly, to suspend in part the Policy adopted January 19, 2012, by suspending the requirement of a posting and the appointment of a committee to evaluate potential candidates.

Mr. Burns indicated that the motion, if it passed, would permit consideration of a nominee at today's meeting provided that Mr. Kotis resigned.

President Rehak stated for the record, that he respects and believes that CPAA's recommendation is a fine choice for the position. President Rehak stated the policy was adopted to ensure that everyone has an opportunity to know of the vacancy. The motion failed by the following roll call vote:

Ayes: Ms. Reilly, Dr. Pilditch, Mr. Kotis – 3.

Nays: Mr. Wohl, Mr. Ward, Ms. Ashford – 3.

Abstentions: Mr. Rehak, Ms. Padilla, Ms. Freed, Mr. Blackwell – 4.

Committee Appointed to Evaluate Potential Candidates

President Rehak authorized the posting of the expected vacancy on the Fund’s website and appointed a committee consisting of Trustees Reilly, as chairperson, Pilditch and Ward to evaluate the nominees and to recommend a candidate for full Board consideration and approval at the July 19, 2012 Board Meeting.


Ms. Ashford left the meeting.

Mr. Burns further discussed the committee process with the Trustees.

ADJOURNMENT

On a motion by Mr. Ward, seconded by Ms. Padilla, and by unanimous vote, the meeting adjourned at 6:08 p.m.

Respectfully submitted,



James F. Ward
Recording Secretary

PROCEEDINGS
OF THE
Board of Trustees
OF THE
**Public School Teachers' Pension and
Retirement Fund of Chicago**

Executive Session – Official Report

Thursday, June 21, 2012

An executive session of the Investment Committee of the Public School Teachers' Pension and Retirement Fund of Chicago was held Thursday, June 21, 2012.

The President, Mr. Jay C. Rehak, called the meeting to order at 4:37 p.m.

ROLL CALL

Members present: Ms. Lois Ashford, Mr. Jeffery Blackwell, Ms. Jeanne Freed, Mr. Chris Kotis, Ms. Tina Padilla, Dr. Walter E. Pilditch, Mr. Jay C. Rehak, Ms. Mary Sharon Reilly, Mr. Raymond Wohl, Mr. James F. Ward – 10.


Members absent: Mr. Rodrigo A. Sierra, Ms. Andrea L. Zopp – 2.

Also in attendance were Mr. Kevin B. Huber (*Executive Director*), and Mr. Joseph Burns of Jacobs, Burns, Orlove and Hernandez (*Legal Counsel*).

Discussion ensued regarding litigation and personnel matters. No action was taken.

There being no further business, the executive session adjourned at 5:12 p.m.

Respectfully submitted,



James F. Ward

Chairperson

EXHIBIT A**Investment Committee Informal Meeting****Recommendations/Actions****June 1, 2012**

Attendees: CTPF Trustees: Jeff Blackwell, Jeanne Freed, Mary Sharon Reilly, James Ward, Staff, Interns and Consultants: Carmen Heredia-Lopez, Gissel Gomez, Angela Miller-May and Susan Baez, along with Interns Sabrina Zhou and Sarah Ryan of CTPF and Matthew Shirilla of Callan Associates.

At the May 20, 2006, Board meeting, Trustees were encouraged to attend Management and Consultant's (Callan) "First Friday" monthly meetings with investment managers and service providers. These meetings provide access to ANY investment service provider that would like to meet with management and Callan and have a product that is potentially beneficial to the Fund. The attendees met with the following investment service providers:

- 9:30 Actis – Peter Schmid and Adiba Ighodaro presented their firm's Emerging Markets Private Equity product. The firm had an AUM of \$4.9B. The Emerging Markets product was launched in 1998 and invests in South Asia, Latin America and Africa. They have realized a 32% IRR from 66 exits. The target return is 8% with fees of 2% and 20% carried interest.
- 10:00 Schultze Asset Management – George Schultze and Lisa Hinds presented their firm's MWDDBE Opportunistic U.S. Fund that was founded in 1998. The firm has an AUM of \$190M. They invest in short- and long-term distressed equity products. The target return for short-term debt is 100% return in 3 to 6 months. Loan and Bond products seek equity-like returns with fees of 2%.
- 10:30 ElmTree Net Lease Funds – Wes Walker, Managing director presented his private equity investment firm. The firm was established in 2001, with its first acquisition in 2003. They invest in single tenant, investment grade net lease real estate assets, sale leasebacks and build-to-suit office, industrial, government and retail assets that are under-valued and/or demonstrate strong prospects for capital appreciation. The ElmTree Net Lease Fund II fund size is up to \$850M. The target return for this fund is 17% with fees of 1.25%.
- 11:00 Matarin Capital Management – Stuart Kaye and Nili Gilbert, Co-Founders, presented their emerging MWDDBE firm small-cap U.S. traded equity product. The firm was established in July of 2010 and invests in under valued stocks, which are selected using their proprietary software. The target return for this fund is 2-4% above the S&P 600 (Russell 2000), annually. Fees are 0.75% on all assets.

- 11:30 Smith Whiley & Company – Venita Fields, Senior Managing Director and Ruth Huet, Senior Vice President presented their firm’s mezzanine debt and private equity investment in the lower middle market product for the Pelham IV Fund. The current 3 Funds total \$300M. Targeted annual return for Fund IV is 10%. Fees vary based on the waterfall sharing of Returns. Funds II & III Net LP waterfall were 6.6% and 9.9%, respectively.
- 12:30 Loop Capital Investment Management – Kourtney Ratliff, President and Darrell Williams, Senior Investment Manager of Loop Capital and Lauren Costa, Portfolio Manager of JP Morgan presented a Loop/JP Morgan Asset Management collaboration. Loop is a MWDBE firm that is new to the asset management business. JP Morgan has extensive experience in asset management. Loop Capital has served as co-manager for over \$70B of underwritings for JPMC and predecessor companies since inception. This new collaborative team of professionals is dedicated to building high quality emerging manager private equity portfolios. Management fees are 69 basis points throughout the Fund’s life and carried interest ranging from 5% - 20%.
- 1:00 Advisory Research – Kevyn Kling, Managing Director and Jonathan Brodsky, Portfolio Manager presented the firm’s International, Small Cap Value domestic and international assets. AUM is \$9.0B. 25% of their Securities held are in the Emerging Markets. Advisory Research identifies under valued stock. They focus on companies with significant net asset value and hold a long-term investor orientation. Management fees are 1.35%.
- 1:30 Bell Partners – Jon Bell, President and Lili Dunn, CIO presented the firm’s strategy for investing in and managing real estate. They have been in business for in excess of 35 years and are primarily located in the Mid-Atlantic, Southeast and Southwest. The firm has generated \$5.5 billion over the last 10 years in large volume transactions. The fund acquires under valued apartment complexes near major employment centers. They renovate, increase revenues and utilize purchasing power to achieve expense savings. Projected net return is 10-12%. Fees are 1.25% of invested equity capital. In addition there is a 0.5% acquisition fee of the total investment value and a 0.5% disposition fee of the total gross sales value.

The attendees listened to the respective presentations and asked questions of each service provider.

EXHIBIT B

Finance and Audit Committee Meeting

Recommendations/Actions

June 5, 2012, 4:07 p.m. – 5:47 p.m.

Attendees: Trustees: Committee Chairperson Ms. Tina Padilla, Ms. Lois Ashford, Mr. Jay C. Rehak, Ms. Mary Sharon Reilly, Mr. James F. Ward, Mr. Raymond Wohl – 6.

Staff and Consultants: Mr. Kevin Huber, Executive Director, Ms. Sandra Shelby, Controller, Mr. Robert Jurinek, Internal Auditor, Ms. Frances Radencic, Director of Member and Office Services, Mr. Eric Morel, IT Manager, Ms. Mary Cavallaro, Health Benefits Manager, and Mr. Joseph Burns of Jacobs, Burns, Orlove & Hernandez, Legal Counsel.

PRESENTATION OF THE PROPOSED 2013 BUDGET

Chairperson Padilla presented the proposed 2013 Budget as revised by CTPF management based on discussions and recommendations at the May 1, 2012, Finance and Audit Committee Meeting. Ms. Sandra Shelby, Controller reviewed the revisions to the Administrative Budget and addressed questions raised by the Committee.

Ms. Frances Radencic addressed questions regarding the pilot program for electronic voting in the 2012 Teacher-Trustee Election. Ms. Radencic expressed that she is working on developing a marketing strategy. She will send an email to pension representative explaining the ideas and goals for the 2012 election and asking them to respond to a brief survey. Ms. Radencic will have a recommendation for the full Board at the June 21, 2012, Board Meeting.

Discussion ensued regarding the proposed office reorganization. Some Trustees expressed concerns about renovation costs as presented in the Budget. Mr. Huber and Ms. Radencic explained that the reorganization is necessary due to legislative changes, complex investments and increased staffing needs, and is a matter of necessity and practicality. Ms. Radencic offered to conduct a walkthrough of the office space and to explain the vision for the renovations. The Trustees agreed to a walkthrough at the conclusion of the meeting.

Further questions were addressed regarding the costs for training and tuition, and management fees.

Mr. Eric Morel reviewed the details of the IT hardware and software upgrades for FY2013. Mr. Morel reported that Capital Expenditures are proposed for FY 2013 and include new equipment, system enhancements changes and the cost of continuing upgrades. He explained that he received feedback from other departments within CTPF and it was determined that the current infrastructure in place is not meeting the needs of CTPF staff relative to performance. He expressed that the upgrades are necessary to allow the departments to be more productive. He further explained that there are unique upgrade challenges due

to legacy software that is not compatible with newer versions of Windows and Office. Mr. Morel addressed questions regarding Bradley Consulting and Integrated Pension Solutions fees. He informed the Trustees that CTPF recently hired an IT Developer. Discussion ensued regarding possible PC replacements.

President Rehak reiterated his objection to the range of annual salary increases proposed for CTPF staff. President Rehak expressed that he is not in favor of a 0%-5% salary range. He expressed that the ranged should be narrowed to a 0%-3% range to be more in line with teacher salary increases.

Recommendations/Actions

A motion was made by Mr. Ward, seconded by Ms. Reilly, to recommend to the full Board approval of the 2013 Budget as proposed, excluding line item 40, subject to review by the full Board. Ms. Ashford abstained.

Actuary RFP Update

Ms. Shelby reported that CTPF received 6 proposals from potential candidates for Actuary. She reported that she Mr. Huber and Mr. Morel reviewed the proposals and ranked each candidate. She indicated that up to 4 candidates will be brought in to make presentations to the Board at the June Board meeting.

Background Investigations Update

Mr. Robert Jurinek, Internal Auditor, reported that in accordance with his prior audit recommendation to conduct background investigations on CTPF staff, background checks began in May 2012. Mr. Jurinek indicated that background checks include criminal and social security checks. Additional checks required include driving record checks for employees required to drive as a part of their work and educational and reference checks for new employees.

Employee Fraud Reporting Hotline Update

Mr. Jurinek reported that in accordance with prior audit recommendations CTPF is establishing a formalized fraud reporting compliance policy for CTPF employees. Mr. Jurinek reviewed the preliminary Employee Fraud Reporting Hotline process. He indicated that a modified version will become part of the HR Employee Fraud Reporting Policy once approved by the Board. Staff will receive training on how to utilize the hotline. Mr. Jurinek addressed questions raised by the Trustees.

Adjournment

Chairperson Padilla adjourned the meeting at 5:47 p.m.

EXHIBIT C

Pension Law and Rules Committee Meeting

Recommendations/Actions

June 14, 2012, 3:38 p.m. – 5:58 p.m.

Committee Member Attendees: Committee Chairperson, Mr. Raymond Wohl, Ms. Lois W. Ashford, Ms. Jeanne Marie Freed, Mr. Jay C. Rehak, Ms. Mary Sharon Reilly, and Mr. James F. Ward – 6.

Other Attendees: Mr. Kevin B. Huber, executive director, Ms. Frances Radencic, CTPF director communications and member services, Mr. Joe Burns, Jacobs, Burns, Orlove & Hernandez, Legal Counsel, Mr. Henry Anselmo, Mr. Steve Zahn, Mr. Robert Molaro, Anselmo & Associates, CTPF lobbyists, Ms. Bukola Bello of Vision MAI, CTPF and RTAC legislative lobbyist, Mr. John Butterfield, CPAA and RTAC representative, Mr. Jack Silver, CTU pension committee chair; Mr. Dion Smith, Manager of Financial Policy CPS, Ms. Laura Farr, Manager, State Legislative Affairs CPS, Mr. Dave Peterson, CPAA and RTAC attorney; Mr. Gabe Lopez, lobbyist CPAA; Mr. Pete Dowd, CTU attorney, Mr. George Lunscom, CTU attorney, Mr. Dick Lockhart, RTAC lobbyist, Mr. Michael Brunson, CTU recording secretary, Ms. Kristine Mayle, CTU financial secretary, Mr. Larry Suffredin, CTU representative, and Ms. Stacy Davis-Gates, Political Activities Director CTU.

Public Comment

None

Review by Lobbyists of Legislative Efforts

Mr. Steve Zahn discussed the benefits reform proposals in Springfield. There was no proposal to reform CTPF benefits in Springfield during the last session, but there were talks between the union, the fund, and the employer on benefit reform. There were other reforms proposed to other plans, starting with the State systems to reform current employee and annuitant benefits. The tier 2 COLA would replace the current 3% COLA if individuals want to retain their health insurance and their pensionable salary would be frozen.

Retiree health insurance reform occurred for state employees. Those who had previously been guaranteed 100% funding for health insurance, are no longer guaranteed. At this time the current annuitants do not know what they will be going forward.

The Senate did pass reforms for state pension funds, but the House did not pass it and ultimately it broke down over the cost shift from the state to local school districts.

Ms. Bello discussed progress during the session. We made great strides on our initial goal of informing the House and Senate membership about CTPF and its goals and issues. Through stakeholder meetings and materials we saw great strides in improving and moving the status of the fund. We had a great success with an agreed upon bill SB 3597, the Return to Work provision, which put return to work provisions in statute. Now we need to make sure our stakeholders are moving forward on initiatives due to appropriations,

including HB 4246 which included \$191 million for CTPF. Ms. Bello clarified that equity in pension reform is not currently on the table by legislative leadership.

Ms. Farr of the Chicago Public Schools discussed CPS priorities from the spring legislative session. She stated that they did support House Bill 4246 even though it called for a repeal of the offset. CPS will continue to look for common ground with the group, with respect to their overall priorities.

Mr. Dick Lockhart called attention to house Constitutional Amendment Number 49. It will be on the ballot on November 6. The amendment says that if any governing body wants a change to benefits then it must be approved by a 3/5 vote. Mr. Lockhart shared his concerns about this proposed amendment and discussion ensued. Mr. Joe Burns, attorney for CTPF will offer an opinion on the legislation.

Mr. Lopez thanked the lobbyists and CPS and everyone for working with the concerns that principals had on the return to work bill.

Action Items

The discussion moved to a public relations campaign designed to educate the public about the reality of public pensions and their importance to public servants.

Stakeholders have worked to educate legislators and now it was suggested that the efforts should shift to educating the community. Mr. Wohl stated that he would like to have a full plan of how we would reach out to do public education at the next meeting, working with staff and putting a dollar amount on the campaign.

Ms. Bello suggested that the campaign needs to be multifaceted. She offered that a campaign should include an equity piece, which would explain that Chicago residents pay twice and illustrate the fact that CTPF needs the \$191 million or equity with TRS. Another part of the campaign needs to be about COLA on behalf of retirees.

Mr. Butterfield suggested it include the constitutional amendment. Ms. Bello suggested that we need to understand where other labor groups stand on this in order to find out what their position is on the amendment to get them involved.

Mr. Huber reminded the group that the fund is limited in what it can support.

Mr. Dowd suggested that we focus not on the constitutional amendment but instead on preservation of benefits.

Ms. Davis-Gates suggested that the group circulate an outline for a political campaign via e-mail and then come back with some points of action from that outline.

Ms. Bello asked the group to be mindful of duplicative efforts with the We are One Illinois campaign. The point was made that we need to be very specific about what type of PR campaign we are doing. We need to make sure we have a targeted message. Generally the group indicated that they agreed with the We are One Illinois effort but felt our message was different and would not replicate their effort.

Ms. Mayle stated that we need to fill in the gaps in the We are One Illinois campaign. We support the campaign but need to do more.

Mr. Wohl asked if anyone had space to house this campaign and it was determined that CTPF would offer space for the effort.

Final Review and Action Items

The group selected Thursday, July 12 at 3:30 as a date for the next meeting and Thursday, August 9 at 3:30 for the following month.

The meeting was adjourned at 5:58 p.m.