

PROCEEDINGS
OF THE
Board of Trustees
OF THE
**Public School Teachers' Pension and
Retirement Fund of Chicago**

Regular Meeting – Official Report
Thursday, August 17, 2023

A regular meeting of the Board of Trustees of the Public School Teachers' Pension and Retirement Fund of Chicago was held on Thursday, August 17, 2023.

The President, Mr. Jeffery Blackwell, called the meeting to order at 9:54 a.m.

STATEMENT FROM EXECUTIVE DIRECTOR

Mr. Carlton W. Lenoir, Sr., read the following statement into the record:

“In August 2022, I became aware of an inquiry into my conduct as an employee of the Teachers' Retirement System (TRS) involving forwarded emails from my TRS account. At the next Board meeting on August 16, 2022, in executive session, I informed our Board about this matter and answered questions regarding the emails. I shared with the Board that I personally ensured that all relevant information was deleted from both my personal and CTPF accounts. Importantly, none of the forwarded emails were ever accessed.

I was informed that the Illinois Office of the Executive Inspector General (OEIG) was considering issuing a report even after these efforts. I wrote a letter explaining that the statements made in their report were defamatory and without merit. Despite my letter, the OEIG issued its report this past June. While I found it disappointing that this matter escalated to this level, and have many concerns about the report's content, the Board was notified as soon as I became aware.

I appreciate the supportive statement issued by the Fund when this information was picked up by the media earlier this week, and I am truly sorry that an issue between me and TRS has escalated to this level and caused a distraction for the Fund and our members.

For the past two years as Executive Director of CTPF, and for the over 30 years prior that I have worked in this field, I have worked tirelessly to help preserve and protect the pensions of our public service employees. Since my first internship here at CTPF, I have worked each day to ensure that our members' pensions are protected and that their futures are secure. This is my life's work.

I was hired by this Board to move our organization forward by rebuilding relationships with our stakeholders and resetting this organization. And I can say with your help, we have done just that. Most importantly, we have fostered trust, overcome challenges, embraced change, and we have worked tirelessly to shape our future. And we have done that together.

While this has been an unfortunate interruption, I want to make sure that this remains an issue between me and TRS and would like to close the chapter on this issue, and to focus on the future and continuing my life's work on behalf of our members. Thank you.

I would like to turn this over to our outside counsel and ask her to confirm what steps have been taken to mitigate this situation."

Ms. Carolyn Clifford, Board Counsel, made the following statement:

"Thank you, Carlton. For the record I am Carolyn Clifford, outside counsel to the Board of Trustees.

I can confirm that in August of 2022, Carlton informed the Board that his former employer had initiated a complaint with the Illinois Office of the Executive Inspector General (OEIG) regarding matters that occurred while he was an employee at the Teachers' Retirement System.

During the investigation, TRS notified CTPF that TRS documents were sent to a CTPF account and asked that they be removed. CTPF fully complied with this request and took all necessary steps to ensure that the material was deleted and purged from CTPF systems. Thereafter in early September 2022, TRS advised CTPF that it required no further action on the part of CTPF.

In July of 2023, CTPF became aware that the OEIG had published its investigative report on its website in which it stated that no further investigation action is necessary, and it now considered the matter closed.

Finally, so that it is clear, no additional action has been requested of or is required of CTPF in resolving this matter. CTPF has fully cooperated and complied with all the requests from TRS to resolve the matter and as President Blackwell has previously noted, this matter is closed.

PUBLIC PARTICIPATION

Presentation by Linda Williams

Ms. Linda Williams, a retired member and President of the Retired Teachers Association of Chicago, delivered remarks on behalf of Dr. Patricia Kubistal, a retired member, who could not attend the meeting. Dr. Kubistal urged the Board to vote yes on the proposed health insurance matters on the agenda and indicated her concern with the Lincoln Yards investment opportunity. She asked the Board of Trustees to vote no on the proposal and investment opportunity. Ms. Williams went on to express her concerns regarding the recent Crain's article regarding the Executive Director and TRS.

Presentation by Tina Padilla

Ms. Tina Padilla, a retired member and former Trustee, expressed her concern with the Lincoln Yards investment opportunity. Ms. Padilla also expressed her concern regarding the legal and communications budgets. Ms. Padilla stated that she wrote to the Trustees and is waiting for a reply from the Board.

Presentation by Martin Zimmerman

Mr. Martin Zimmerman, member of the Writers Guild of America, asked the Board to support the writers by urging media companies to end the disruptive strike by offering writers a fair and equitable deal.

Presentation by Jay C. Rehak

Mr. Jay C. Rehak, a retired member and former Trustee and Board President, asked the Board to support the writers by urging media companies to end the disruptive strike by offering writers a fair and equitable deal.

Presentation by Louella Preston

Ms. Louella Preston, a retired member, expressed her concern regarding TRS placing Executive Director Lenoir on its do not hire list.

Presentation by Brett Nevue

Mr. Brett Nevue, member of the Writers Guild of America, asked the Board to support the writers by urging media companies to end the disruptive strike by offering writers a fair and equitable deal.

ROLL CALL

Trustees present: Mr. Jeffery Blackwell, Ms. Lois Nelson, Mr. Victor Ochoa (*via video conference*), Ms. Jacquelyn Price Ward, Dr. Jerry Travlos, Ms. Mary Sharon Reilly (*via video conference*), Ms. Maria J. Rodriguez, Ms. Tammie F. Vinson, Mr. Quentin S. Washington, Mr. Philip Weiss, Ms. Tanya D. Woods* (*via video conference*) – 11

Trustees absent: None

Also in attendance were Mr. Carlton W. Lenoir, Sr., (*Executive Director*), Mr. Daniel J. Hurtado (*Chief Legal Officer*), Ms. Carolyn Clifford of Ottosen DiNolfo Hasenbalg & Castaldo, Ltd. (*Board Counsel*), and various observers and staff members.

TRUSTEE APPOINTMENT**Report of Board of Education Certifying Trustee Appointment**

Ms. Gail Davis, Director of Administrative Services, reported that on July 19, 2023, the Board of Education appointed Ms. Tanya D. Woods and Mr. Rudy Lozano, Jr., to serve as Board of Education representatives through January 15, 2025. Ms. Davis reported that Mr. Lozano is not in attendance today and will take his oath of office at a later meeting.

**Ms. Woods joined the meeting as a CTPF Trustee upon taking the oath of office.*

Oath of Office

In accordance with the requirements of Sections 17-138 and 17-139 of the Illinois Pension Code, Ms. Woods took the following constitutional Oath of Office:

“I do solemnly swear that I will support the Constitution of the United States and the Constitution of the State of Illinois and that I will faithfully discharge the duties of the office of trustee of the Public School Teachers’ Pension and Retirement Fund of Chicago, according to the best of my ability.”

The signed oath was filed with the documents of the meeting.

Motion to Approve Trustee Remote Attendance and Full Participation, Approved

Mr. Weiss made a motion, seconded by Mr. Washington, to approve trustee remote attendance and full participation.

President Blackwell stated that Trustees are expected to attend in person, but in accordance with Section 7(a) of the Open Meetings Act, if a quorum of the members of the Board is physically present, then the Board may allow other trustees to attend by other means (video or audio conference) when prevented from attending in-person for one or more of the reasons outlined below:

- (i) personal illness or disability;
- (ii) employment purposes or the business of the public body;
- (iii) a family or other emergency; or
- (iv) unexpected childcare obligations.

Mr. Ochoa, Ms. Reilly, and Ms. Woods stated that they were attending remotely due to one of the statutory reasons.

The motion passed by the following roll call vote:

AYES: Mr. Blackwell, Ms. Nelson, Ms. Price Ward, Dr. Travlos, Ms. Vinson, Mr. Washington, Mr. Weiss – 7

NAYS: Ms. Rodriguez – 1

ABSTAIN: Mr. Ochoa, Ms. Reilly, Ms. Woods – 3

Ms. Woods then left the meeting.

VOTE AGENDA

Motion to Approve Today's Timed Agenda and Fixed Time for Adjournment, Approved

Ms. Nelson made a motion, seconded by Ms. Price Ward, to approve today's timed agenda and fixed time for adjournment.

The motion passed by the following roll call vote:

AYES: Mr. Blackwell, Ms. Nelson, Mr. Ochoa, Ms. Price Ward, Ms. Reilly, Ms. Rodriguez,
Dr. Travlos, Ms. Vinson, Mr. Washington, Mr. Weiss – 10

NAYS: None

ABSENT: Ms. Woods – 1

Motion to Approve Minutes of the Regular Board Meeting on June 15, 2023, Approved

Ms. Vinson made a motion, seconded by Ms. Washington, to approve the minutes of the Regular Board meeting held on June 15, 2023.

The motion passed by the following roll call vote:

AYES: Mr. Blackwell, Ms. Nelson, Mr. Ochoa, Ms. Price Ward, Ms. Reilly, Dr. Travlos,
Ms. Vinson, Mr. Washington, Mr. Weiss – 9

NAYS: Ms. Rodriguez – 1

ABSENT: Ms. Woods – 1

Motion to Approve Staff and Health Insurance Consultant's Recommendations for Renewals, Approved

Mr. Washington made a motion, seconded by Ms. Price Ward, to approve staff and health insurance consultant's recommendations for renewals.

Ms. Carrie Berkich, Manager, Health Insurance, reviewed a Board Action Request regarding 2024 annuitant health insurance plan changes. Ms. Berkich reported that the Illinois Pension Code limits the amount to defray member health insurance costs to \$65M annually, plus carryover from previous years. She reported that at the end of fiscal year 2023, the carryover of health insurance spending authority was estimated to be \$64.7M and there was an estimated \$66.2M in health insurance program expenses.

Ms. Berkich stated that each year, the health insurance premium rates are evaluated for the next calendar year. She reported that the carriers – BCBS, UHC, Humana, AARP and Express Scripts – review the past year's claims to determine the premium rates for the following year. Segal Consultants assisted staff in these discussions and issued a request for proposal for the Medicare plans. She reported that Cigna is a new vendor added this year for Medicare members who are not eligible for Plan F. She stated that the new Cigna plan will mirror Plan G. Ms. Berkich reported that the negotiated rates were presented to the Health Insurance Committee for approval.

Ms. Berkich stated that based on the analysis and projections, Segal and staff recommend continuing the subsidy of the annuitant health insurance cost at 60% and approving the renewal rates for calendar year 2024. Staff will continue to do due diligence and re-evaluate reserve and subsidy levels on at least an annual basis. Ms. Berkich addressed questions raised by the Board.

The motion passed by the following roll call vote:

AYES: Mr. Blackwell, Mr. Ochoa, Ms. Price Ward, Ms. Reilly, Ms. Rodriguez, Dr. Travlos, Ms. Vinson, Mr. Washington, Mr. Weiss – 9

NAYS: Ms. Nelson – 1

ABSENT: Ms. Woods – 1

Motion to Approve Staff and Health Insurance Consultant's Recommendation for Non-Medicare Plans RFP, Approved

Mr. Ochoa made a motion, seconded by Ms. Vinson, to approve the staff and health insurance consultant's recommendation to engage Segal to conduct a competitive bid via a Request for Proposal (RFP) for a Non-Medicare Plans, with a cost, not to exceed \$65,000.

Ms. Jenn Pentangelo, Director of Benefits, reviewed a Board Action Request regarding 2025 medical vendor negotiations. Ms. Pentangelo reported that the Chicago Teachers' Pension Fund (CTPF) currently offers three plans to Non-Medicare eligible retiree members as follows: Blue Cross and Blue Shield PPO, UnitedHealthcare Choice Plus PPO, and Blue Cross and Blue Shield HMO.

Ms. Pentangelo reported that the plans cover approximately 720 CTPF members and their dependents. She reported that renewal rates over the past two years have increased slightly (.1% in 2022 and 2.5% in 2023) but have also been well below industry benchmarks.

She stated that in 2024, the premium increase for renewals for the Non-Medicare Plans is 11.3%. This is above the industry benchmark of 7%. In addition, the premium increase for the Blue Cross and Blue Shield PPO is 20.9% based on poor plan experience in 2023. Therefore, Segal and staff recommended engaging in a competitive bid process to evaluate the competitiveness of the current offerings against offerings of other vendors within the market.

Discussion ensued.

The motion passed by the following roll call vote:

AYES: Mr. Blackwell, Ms. Nelson, Mr. Ochoa, Ms. Price Ward, Ms. Reilly, Ms. Rodriguez, Dr. Travlos, Ms. Vinson, Mr. Washington, Mr. Weiss – 10

NAYS: None

ABSENT: Ms. Woods – 1

Motion to Select Sentinel Technologies, Inc as Network Operations Center Services Vendor, Approved

Ms. Vinson made a motion, seconded by Mr. Washington, to select Sentinel Technologies, Inc. as Network Operations Center Services Vendor.

Mr. Dan Oakes, Interim Director, IT Infrastructure, reviewed a Board Action Request regarding Network Operations Center (NOC) Services Request for Proposals (RFP). Mr. Oakes stated that the Board approved public advertisement of a competitive solicitation for NOC services on April 20, 2023. He reported that the current NOC contract was effective approximately five (5) years ago, and due to expire. He stated that a NOC is a centralized place from which enterprise information technology (IT) administrators, either internal or third party, supervise, monitor and maintain a telecommunications network. The NOC acts as the nervous system to manage and optimize business-critical tasks, like network troubleshooting, software distribution and updating, router and domain name management, performance monitoring and coordination with affiliated networks. Although these activities and services are routinely administered by Fund IT staff during regular business hours, they are handed off to the external NOC for continuous monitoring and response actions after hours. Mr. Oakes reviewed the RFP process and recommended approval to enter contract negotiations with finalist Sentinel Technologies, Inc. Mr. Oakes addressed questions raised by the Board.

The motion passed by the following roll call vote:

AYES: Mr. Blackwell, Ms. Nelson, Mr. Ochoa, Ms. Price Ward, Ms. Reilly, Dr. Travlos, Ms. Vinson, Mr. Washington, Mr. Weiss – 9

NAYS: Ms. Rodriguez – 1

ABSENT: Ms. Woods – 1

Motion to Adopt Hearing Officer's Proposed Return to Work Findings, Withdrawn

Ms. Price Ward made a motion, seconded by Mr. Washington, to adopt the Hearing Officer's proposed Return to Work Findings.

Ms. Becky Gonzales, Deputy General Counsel, reviewed the Board Action Request regarding the hearing officer's proposed return to work findings. Ms. Gonzales reported that the Fund's hearing officer conducted administrative hearings regarding Return to Work (RTW) matters for eight members and provided his recommendations on each case. Below is a summary of the recommendations, grouped in accordance with the type of recommended finding.

Members: Allen Mosely and Jan Hicks

Hearing Officer Recommendation: Corrections were submitted showing that these members did not exceed the RTW statutory limits. The Hearing Officer provided a Proposed Order in each case recommending that it be found that the member did not exceed the return-to-work limitations.

Members: Rosetta Tetteh, Jose Barrera, and Rose Ortiz

Hearing Officer Recommendation: The Hearing Officer submitted Findings of Fact and Conclusions of Law recommending the members be found to have exceeded the RTW statutory limits.

Members: Melvina Adams, Daphne Islam-Gordon, and Carole Ann Sachay

Hearing Officer Recommendation: The Hearing Officer submitted Findings of Fact and Conclusions of Law recommending that the members be found not liable for exceeding the RTW statutory limits. These members presented evidence during their hearings showing that they were given information and guidance from CPS that they could work up to 140 days, rather than only 120 days.

Ms. Gonzales stated that it is recommended that the Board adopt the hearing officer's Orders and Findings of Fact and Conclusions of Law for each of the foregoing matters. Ms. Gonzales addressed questions raised by the Board.

Ms. Price-Ward withdrew her motion, in order to yield to Ms. Nelson, who is the Chair of the Return to Work Committee, to present the motion.

Motion to Adopt Hearing Officer's Proposed Return to Work Findings, Approved

Ms. Nelson made a motion, seconded by Ms. Rodriguez, that the Board adopt the Hearing Officer's Orders and Findings of Fact and Conclusions of Law for each of the foregoing matters.

The motion passed by the following roll call vote:

AYES: Mr. Blackwell, Ms. Nelson, Mr. Ochoa, Ms. Price Ward, Ms. Reilly, Ms. Rodriguez,
Dr. Travlos, Ms. Vinson, Mr. Washington, Mr. Weiss – 10

NAYS: None

ABSENT: Ms. Woods – 1

Dr. Travlos left the meeting.

Motion to Approve Amendment to Bylaws Regarding Access to Outside Counsel, Approved

Ms. Price Ward made a motion, seconded by Mr. Washington, to approve amendment to Bylaws regarding access to outside counsel.

Ms. Carolyn Clifford, Board Counsel reviewed a Board Action Request regarding amendment to CTPF's Bylaws regarding access to outside counsel. Ms. Clifford stated that, although there are times when it is necessary for individual Trustees and staff members to communicate directly with Fiduciary (Board) Counsel in order to carry out their fiduciary duties, such communications incur legal fees for the Fund, and can in some instances distract Board Counsel from their other obligations and more pressing pending projects for the Fund. She stated that depending on the subject matter, such communications may not be subject to attorney-client privilege and may not necessarily take place in confidence. Board Counsel represents the Board of Trustees and the Fund, not individual Trustees or staff members in their individual capacities. Therefore, direct communications by Trustees or staff should be undertaken judiciously and, importantly, with the knowledge of the Board President in the case of Trustees, or the Executive Director or Chief Legal Officer in the case of staff.

Ms. Clifford stated that it is recommended that the Bylaws be amended to add the following content as Article IX.A of the Bylaws: "Board Counsel. The Board shall be authorized to engage Board Counsel to advise the Board regarding compliance with its fiduciary duties, the Open Meetings Act, and these Bylaws, among other matters. Board Counsel shall report to the Board President, the Executive Director, and the Chief Legal Officer. Direct communications between individual trustees and Board Counsel outside of Board meetings or Committee meetings shall require the approval of the Board President. Direct communications between staff members and Board Counsel outside of Board meetings or Committee meet-

ings, where the staff member's regular duties do not require it, shall require the approval of the Executive Director or the Chief Legal Officer."

Ms. Clifford addressed questions raised by the Board.

Discussion ensued regarding proposed amendment.

The motion passed by the following roll call vote:

AYES: Mr. Blackwell, Mr. Ochoa, Ms. Price Ward, Ms. Reilly, Ms. Vinson,
Mr. Washington, Mr. Weiss – 7

NAYS: Ms. Nelson, Ms. Rodriguez – 2

ABSENT: Dr. Travlos, Ms. Woods – 2

Motion to Approve Disability Pension Applicant, Approved

Ms. Reilly made a motion, seconded by Mr. Washington, to approve the disability pension applicant as presented.

Ms. Pentangelo stated that the applicant met statutory requirements for approval of disability benefits.

The motion passed by the following roll call vote:

AYES: Mr. Blackwell, Ms. Nelson, Mr. Ochoa, Ms. Price Ward, Ms. Reilly, Ms. Rodriguez,
Ms. Vinson, Mr. Washington, Mr. Weiss – 9

NAYS: None

ABSENT: Dr. Travlos, Ms. Woods – 2

Mr. Washington stated that he believes the statute should be amended so disability pensions are processed for payment upon doctor's approval. He stated that applicants should not have to wait for the Board to approve.

Discussion ensued regarding disability pension processing.

Trustee Training Hours

Ms. Gail Davis, Director of Administrative Services, presented the Trustee training hours for approval.

Motion to Approve Trustee Training Hours, Approved

Ms. Nelson made a motion, seconded by Mr. Washington, to approve Trustee training hours as presented.

The motion passed by the following roll call vote:

AYES: Mr. Blackwell, Ms. Nelson, Mr. Ochoa, Ms. Price Ward, Ms. Reilly, Ms. Vinson,
Mr. Washington, Mr. Weiss – 8

NAYS: Ms. Rodriguez – 1

ABSENT: Dr. Travlos, Ms. Woods – 2

ITEMS TO MOVE TO THE OMNIBUS

Chairperson Washington moved the Report of the Committee on Claims and Service Credit to the Omnibus.

- Chairperson Weiss moved the Report of the Committee on Investments to the Omnibus.
- Chairperson Reilly moved the Report of the Committee on Finance and Audit to the Omnibus.
- Chairperson Reilly moved the Report of the Financial Secretary to the Omnibus.

Omnibus Vote, Approved

Ms. Price Ward made a motion, seconded by Mr. Washington, to accept the omnibus.

The motion passed by the following roll call vote:

AYES: Mr. Blackwell, Ms. Nelson, Mr. Ochoa, Ms. Price Ward, Ms. Reilly, Ms. Vinson,
Mr. Washington, Mr. Weiss – 8

NAYS: Ms. Rodriguez – 1

ABSENT: Dr. Travlos, Ms. Woods – 2

Following are the reports that were moved to the Omnibus.

REPORT OF THE COMMITTEE ON CLAIMS AND SERVICE CREDITS

Application for Pensions

RETIREMENT PENSIONS 06/01/2023-06/30/2023		SCHOOL OR FINAL STATUS	FIRST CHECK DATE	YEARS OF SERVICE	RET. EFFECTIVE DATE	ANNUAL PENSION
NAME OF MEMBER						
*	BARR, SANTO	C-W EDUC GENERAL	6/1/2023	11.28	1/11/2018	\$17,258.88
	BARTLETT, DOUGLAS WILLIAM	IRVING	6/1/2023	27.03	5/22/2023	\$59,555.40
*	HANYZEWSKI, GERALD	TAYLOR	6/1/2023	25.13	11/6/2022	\$56,512.56
*	HOLUBIK, PAULA MARIE	NETWORK 9	6/1/2023	34.04	4/23/2023	\$89,364.72
*	HUDSON, ADRIENNE	MAYS ACAD	6/1/2023	22.14	4/9/2023	\$50,099.16
*	KIRILOVA, MITKA P	C-W EDUC GENERAL	6/1/2023	12.31	5/7/2023	\$5,336.88
*	THOMAS, LYDIA A	C-W EDUC GENERAL	6/1/2023	14.00	7/7/2022	\$8,352.84
*	VANA, JOAN L	CICS - EDISON LONGWOOD CAMPUS	6/1/2023	7.51	7/30/2021	\$10,274.04
*	YIOTI, HELENA	C-W SPEC SVCS SUP	6/1/2023	13.32	5/7/2023	\$31,282.08
Count of Pensions:		9				
Total Pensions:		\$328,036.56				
Average Pension:		\$36,448.51				
Average Service Years:		18.53				

RECIPROCAL RETIREMENT PENSIONS 06/01/2023-06/30/2023						
NAME OF MEMBER	SCHOOL OR FINAL STATUS	FIRST CHECK DATE	YEARS OF SERVICE	RET. EFFECTIVE DATE	ANNUAL PENSION	
* BEAL, KENNETH A	SUB POSTAL SERVICE	6/1/2023	8.51	6/1/2023	\$8,130.84	
* CUSICK, JOHN FRANCIS	ILLINOIS FED OF TEACHERS	6/1/2023	30.12	5/1/2023	\$103,989.48	
* DIXON, BRENDA M	SHOOP	6/1/2023	4.26	6/1/2023	\$12,428.52	
* EGGUM, PAMELA	NOBLE STREET - CORTLAND CAMPUS	6/1/2023	4.00	6/1/2023	\$5,931.00	
* HARRIS, ELTON F	C-W EDUC GENERAL	6/1/2023	14.70	6/1/2023	\$21,036.00	
* SIMS, JERROLD COLEMAN	GOODLOW MAGNET	6/1/2023	10.35	6/1/2023	\$13,577.88	
* VAN DYKE, MELODIE ANN	C-W EDUC GENERAL	6/1/2023	7.02	4/11/2017	\$8,848.32	
Count of Pensions:		7				
Total Pensions:		\$173,942.04				
Average Pension:		\$24,848.86				
Average Service Years:		11.28				

PENSIONS FINALIZED 06/01/2023-06/30/2023						
NAME OF MEMBER	SCHOOL OR FINAL STATUS	RET. EFFECTIVE DATE	1ST CHECK DATE	YEARS OF SERVICE	MONTH FINALIZED	ANNUAL PENSION
ANDERS, LAURA	GRIMES	1/1/2023	1/1/2023	34.53	6/21/2023	\$84,424.92
ARTHUR, JANETTE	DOOLITTLE EAST	8/6/2022	10/3/2022	19.86	6/15/2023	\$43,928.28
BAGGIO, DANIEL L.	DEPARTMENT OF JROTC	7/1/2022	12/1/2022	11.14	6/2/2023	\$26,080.20
BARBEAU, DOROTHY J	UNKNOWN	6/4/2022	10/3/2022	11.31	6/22/2023	\$31,753.32
BELL, WILMA Z	NEIL	1/1/2023	2/1/2023	26.57	6/26/2023	\$63,256.56
BELSER, CAROL JEAN	DALEY ACAD	8/2/2022	10/3/2022	27.30	6/5/2023	\$63,523.92
BENNETT, SHARON L	SUB POSTAL SERVICE	7/1/2022	10/3/2022	4.28	6/13/2023	\$10,874.04
BIRMINGHAM, DEBORAH	DURKIN PARK SCHOO	8/11/2022	10/3/2022	32.00	6/13/2023	\$76,752.48
BLAN, QUASEEM A	KELLY H S	1/1/2023	2/1/2023	24.86	6/22/2023	\$62,016.72
BOREL, JAMES E	UNKNOWN	6/1/2022	10/1/2022	1.06	6/1/2023	\$2,410.56
BOTNER, CARYN GAYLE	PHOENIX MIL ACAD	6/25/2017	9/1/2017	37.11	6/20/2023	\$72,492.72
BROWN, EVIE DELISA	TILTON	4/9/2023	5/1/2023	33.92	6/27/2023	\$83,316.60
BRUMBAUGH, STEVEN DUANE	C-W EDUC GENERAL	11/20/2021	6/1/2022	19.42	6/21/2023	\$35,364.60
BUTTERFIELD, BRIAN KEITH	LAKE VIEW H S	6/23/2019	7/1/2019	21.95	6/20/2023	\$48,189.24
CASTILLO, OCTAVIO	GALLISTEL LANG AC	10/23/2022	1/3/2023	27.60	6/20/2023	\$63,599.88
CHRISTY, KARYN M	MOZART	2/21/2022	6/1/2022	7.20	6/12/2023	\$6,724.08
DAHL, JILL CHRISTINE	MATHER H S	2/13/2022	4/1/2022	33.91	6/5/2023	\$73,961.16
DAIGLER, KATHLEEN J	EBERHART	8/9/2022	11/1/2022	23.59	6/7/2023	\$54,726.48
DANAHER, SHEILA LYNNE	AUDUBON	12/13/2021	1/3/2022	25.90	6/21/2023	\$55,349.40
DAVIS, CELESTE SUZETTE	C-W EDUC GENERAL	6/19/2022	10/1/2022	30.41	6/13/2023	\$46,897.32
DIAZ, MADELINE	LOCKE	8/1/2021	12/1/2021	25.10	6/20/2023	\$48,370.92
DINEEN, BRADLEY ALAN	MANIERRE	3/7/2023	4/3/2023	21.98	6/13/2023	\$48,764.64
DOCKENS, ANDRE LEN	LOVETT	3/9/2023	4/1/2023	21.00	6/7/2023	\$31,426.44
DOWNES, MICHELLE M	LENART	6/21/2020	9/1/2020	20.00	6/21/2023	\$35,237.76
DRASE, GEORGE PHILLIP	C-W EDUC GENERAL	2/1/2023	2/1/2023	27.72	6/22/2023	\$54,960.12
FELTON, DELORSE YVONNE	OGLESBY	9/11/2022	10/3/2022	34.72	6/13/2023	\$80,441.88

PENSIONS FINALIZED 06/01/2023-06/30/2023		RET.				
NAME OF MEMBER	SCHOOL OR FINAL STATUS	EFFECTIVE DATE	1ST CHECK DATE	YEARS OF SERVICE	MONTH FINALIZED	ANNUAL PENSION
FERRIER, SUZE A	SCHOOL CLOSED	11/23/2021	2/1/2023	1.03	6/21/2023	\$2,344.68
FINNEGAN, ELLEN MARY	ONAHAN	6/19/2022	12/1/2022	36.42	6/21/2023	\$83,231.88
FLEMING, ELIZABETH ANN	OFC OF STUDENT HLTH & WELLNESS	7/3/2022	1/3/2023	11.47	6/22/2023	\$21,599.40
FRANKLIN, MARK ANTHONY	BURNSIDE ACAD	8/13/2022	11/1/2022	24.22	6/6/2023	\$54,602.04
FULLER, PAMELA	C-W EDUC GENERAL	6/16/2022	1/3/2023	1.06	6/21/2023	\$1,254.48
GAETA, FRANCESCA	GRISSOM	8/28/2022	11/1/2022	3.43	6/20/2023	\$5,063.28
GEETHA, RACHEL	DR PEDRO ALBIZU CMP PUERTO RIC	7/1/2022	10/3/2022	22.61	6/13/2023	\$44,812.20
GIL, VICTORIA	UNKNOWN	1/1/2022	5/2/2022	2.77	6/21/2023	\$3,564.48
GOMEZ, DANIEL ASTOR	HAYT	7/3/2022	11/1/2022	30.09	6/21/2023	\$112,455.00
HALL, MAURA FOY	VANDERPOEL MAGNET	8/1/2021	1/3/2022	34.23	6/15/2023	\$80,624.40
HARDEK, ROBERT J	C B YORK ALT HS	5/6/2021	11/1/2021	10.98	6/21/2023	\$21,987.84
HARDING-BAILEY, JANIS LOUISE	C-W SPEC SVCS SUP	9/25/2022	12/1/2022	36.16	6/28/2023	\$97,101.60
HARRIS, ATHRELL E	CATALYST CHARTER - HOWLAND	6/4/2022	12/1/2022	6.04	6/20/2023	\$6,264.48
HARTH, LUCILE	SMYSER	10/24/2021	2/1/2022	11.64	6/21/2023	\$24,760.20
HEALY, MAUREEN THERESE	EBERHART	8/2/2022	12/1/2022	11.47	6/15/2023	\$20,517.24
HEANEY, SUSAN LOUISE	CHICAGO AGR H S	8/14/2022	11/1/2022	21.81	6/1/2023	\$50,325.00
HERMANAS, ALGIS EMILIS	KENNEDY H S	2/12/2023	4/3/2023	37.86	6/12/2023	\$79,954.32
HERNANDEZ, LETICIA	C-W SPEC SVCS SUP	8/28/2022	11/1/2022	30.96	6/7/2023	\$76,878.60
HERNANDEZ, PATRICIA ISELA	LITTLE VILLAGE	1/15/2023	2/1/2023	27.25	6/22/2023	\$64,440.72
HICKS, JANIS LYNN	HALE	8/3/2022	11/1/2022	31.12	6/30/2023	\$57,580.08
HILL, MIMI CORLISS	NICHOLSON	11/7/2021	5/2/2022	3.62	6/7/2023	\$3,432.12
HOFFMAN, BONNIE CHRISTINE	DISNEY II	1/1/2023	4/3/2023	23.41	6/12/2023	\$54,024.36
HOFFMAN, JOSEPH M	UNKNOWN	7/1/2023	7/3/2023	2.00	6/21/2023	\$3,297.12
HOSKINS, ALONZO	SOUTH SHORE INTL COLG PREP HS	6/19/2022	9/1/2022	24.02	6/13/2023	\$54,233.40
IVACK, CATHERINE A.	CLISSOLD	7/1/2022	12/1/2022	2.09	6/21/2023	\$6,323.28
JENKINS, DARRELL	KING COLLEGE PREP	7/3/2022	10/3/2022	19.32	6/13/2023	\$40,747.44
JENKINS-CARLVIN, GERALDINE	RICHARDS CAR ACAD	6/19/2022	11/1/2022	30.78	6/6/2023	\$74,502.96

PENSIONS FINALIZED 06/01/2023-06/30/2023		RET.				
NAME OF MEMBER	SCHOOL OR FINAL STATUS	EFFECTIVE DATE	1ST CHECK DATE	YEARS OF SERVICE	MONTH FINALIZED	ANNUAL PENSION
JOHNSON, BERTHA M	YOUNG	7/1/2022	11/1/2022	31.14	6/6/2023	\$71,828.04
KELLY, ARTHUR GEORGE	H B STOWE	6/19/2022	10/3/2022	34.75	6/22/2023	\$75,436.08
KELLY, RUBY PAULETT	C-W SPEC SVCS SUP	7/2/2022	9/1/2022	21.43	6/21/2023	\$52,641.84
KENNEDY, DENISE	C-W SPEC SVCS SUP	9/12/2021	1/3/2022	21.35	6/22/2023	\$50,697.36
KENNER, JOYCE DORSEY	YOUNG MAGNET H S	8/14/2022	11/1/2022	39.63	6/6/2023	\$137,381.16
KIM, DEBORAH	HUBBARD H S	9/11/2022	10/3/2022	20.91	6/13/2023	\$45,860.28
KING, PEGGY M	SUB POSTAL SERVICE	6/4/2022	11/1/2022	1.04	6/22/2023	\$1,590.60
KOLASA, SUSANA PATRICIA	C-W EDUC GENERAL	1/24/2020	10/3/2022	20.14	6/15/2023	\$38,206.56
KOLLAR, MARY C	NORTHSIDE CENTER	11/16/2016	12/1/2022	9.16	6/15/2023	\$15,618.48
LEONG, ERICK	C-W EDUC GENERAL	11/10/2022	12/1/2022	12.32	6/26/2023	\$5,640.24
LEVON, STEVEN N	C-W EDUC GENERAL	8/24/2019	11/1/2022	6.14	6/6/2023	\$9,963.72
LOVE, SYLVIA DIANE	C-W SPEC SVCS SUP	4/9/2023	5/1/2023	30.53	6/22/2023	\$79,887.60
MALONE, ANNIE G	SUTHERLAND	3/8/2022	4/1/2022	20.49	6/22/2023	\$40,523.52
MAUK, BRETT JONATHAN	DE PRIEST	6/18/2022	11/1/2022	25.93	6/6/2023	\$56,197.20
MC CARTHY, SHANNON ELLEN	CLEMENTE COMM ACA	8/1/2021	1/3/2023	3.43	6/21/2023	\$3,295.20
MCBRIDE, COLENCY PENNY	SARAH GOODE HS	4/15/2022	6/1/2022	14.48	6/22/2023	\$29,958.96
MCCARTHY, SHEILA	MT GREENWOOD	6/19/2022	9/1/2022	8.27	6/15/2023	\$13,571.40
MCDOWELL-STOKES, YOLANDA RENEE	WENTWORTH	7/1/2022	10/3/2022	39.21	6/6/2023	\$78,642.96
MENDEZ, ELIDA BEATRIZ	C-W SPEC SVCS SUP	10/23/2022	12/1/2022	34.65	6/15/2023	\$87,226.08
MICETIC, CATHY M	HURLEY	6/19/2022	10/3/2022	20.50	6/13/2023	\$43,672.44
MIGUEST, GILDA LOGAN	O'KEEFFE	7/1/2022	7/1/2022	7.12	6/12/2023	\$13,545.84
MOLINA, VICTORIA JOSEPHINE	PASTEUR	8/6/2022	10/3/2022	29.96	6/28/2023	\$68,545.32
MONTGOMERY, DEANNA LOUISE	C-W EDUC GENERAL	7/8/2022	10/3/2022	10.10	6/5/2023	\$12,876.84
MOORE, VICTOR PHILLIP	C-W EDUC GENERAL	10/9/2022	12/1/2022	29.70	6/7/2023	\$88,558.68
MORENO, MARY	SUB TEACHER POSTAL	9/15/2018	5/2/2022	10.54	6/14/2023	\$5,514.36
MORRISSETTE, VALERIE	C-W EDUC GENERAL	6/19/2022	11/1/2022	17.91	6/21/2023	\$11,937.12
MOSLEY, ALLEN MICHAEL	JACKSON MAHALIA	7/4/2021	8/2/2021	32.75	6/21/2023	\$101,379.48

PENSIONS FINALIZED 06/01/2023-06/30/2023		RET.				
NAME OF MEMBER	SCHOOL OR FINAL STATUS	EFFECTIVE DATE	1ST CHECK DATE	YEARS OF SERVICE	MONTH FINALIZED	ANNUAL PENSION
MURPHY, SUSAN A	MARQUETTE, JAMES	3/15/2018	8/2/2021	8.06	6/22/2023	\$7,329.24
NAZARIO, JOSE	NOBLE ADMINISTRATORS	5/16/2022	8/1/2022	14.95	6/30/2023	\$32,596.56
NORCROSS, GARY WAYNE	BLAINE	8/9/2022	11/1/2022	11.39	6/7/2023	\$30,266.76
OLIVARES, NORMA IRIS	MOZART	7/4/2021	12/1/2021	27.11	6/22/2023	\$42,130.80
PARSONS, DEBRA	SCAMMON	8/1/2022	10/3/2022	19.84	6/6/2023	\$41,549.04
PATTARA-MCGRANE, LISA ANNE	CHICAGO TEACHER'S UNION	8/6/2022	11/1/2022	35.30	6/15/2023	\$120,885.00
PATTERSON, BARBARA JEAN	C-W EDUC GENERAL	10/4/2022	1/3/2023	2.50	6/22/2023	\$3,846.36
PAVICHEVICH, ANNA	AMUNDSEN H S	1/15/2023	2/1/2023	33.93	6/22/2023	\$132,415.32
PEARSON, BRIAN	AL RABY HS	6/19/2022	11/1/2022	18.90	6/21/2023	\$38,933.40
PEILA, JOSEPH A	CHAPPELL	7/17/2022	11/1/2022	18.84	6/15/2023	\$65,867.88
PERALES, SUSAN	- AREA INST OFFICE 6	11/10/2016	3/1/2022	9.25	6/6/2023	\$8,234.76
PERALTA, JAIME VICTOR	MATHER H S	7/3/2022	10/3/2022	33.92	6/14/2023	\$81,963.96
PETTIES, CEDERRALL	EARLE	7/31/2022	10/3/2022	37.63	6/15/2023	\$124,824.96
PIMENTEL, JEANNIE ANDREA	C-W EDUC GENERAL	3/12/2023	7/3/2023	30.38	6/22/2023	\$66,969.24
PURDY, STELLA	C-W EDUC GENERAL	6/19/2022	10/3/2022	19.80	6/15/2023	\$17,179.68
RAMIREZ, MARIA CARMEN	ORTIZ DE DOMINGUE	1/15/2023	4/3/2023	19.12	6/1/2023	\$44,083.80
REES, THOMAS BRACKEN	CLEMENTE COMM ACA	6/7/2022	11/1/2022	12.54	6/22/2023	\$35,006.88
REGAN, LORRAINE	CICS - BUCKTOWN CAMPUS	6/8/2022	1/3/2023	1.05	6/21/2023	\$2,410.32
REYES, MIRIAM	BLAINE	6/19/2022	11/1/2022	28.21	6/15/2023	\$62,093.64
RIEFENBERG, LYNN ANN	MITCHELL	6/21/2022	11/1/2022	34.36	6/22/2023	\$76,421.28
RIVERA, EDWIN	MONROE	9/27/2022	10/3/2022	26.89	6/7/2023	\$87,352.20
RODRIGUEZ, ALIXA	HANSON PARK	1/1/2023	2/1/2023	20.30	6/21/2023	\$52,290.72
RODRIGUEZ, CYNTHIA M	SCHOOL OF SOCIAL JUSTICE	7/4/2021	12/1/2021	12.26	6/15/2023	\$22,510.68
ROMAN, DONNA A	PROFESSIONAL LEARNING	12/30/2022	1/1/2023	3.04	6/15/2023	\$5,764.44
ROMERO, BLANCA DORIS	C-W EDUC GENERAL	12/19/2021	4/1/2022	19.02	6/21/2023	\$12,903.00

PENSIONS FINALIZED 06/01/2023-06/30/2023		RET.				
NAME OF MEMBER	SCHOOL OR FINAL STATUS	EFFECTIVE DATE	1ST CHECK DATE	YEARS OF SERVICE	MONTH FINALIZED	ANNUAL PENSION
ROUNDTREE, MICHAEL AARON	WILLIAMS PREP SCHOOL	9/25/2022	12/1/2022	30.19	6/14/2023	\$66,231.00
RUBINSON, DONNA JO	MARSHALL MIDDLE	1/1/2019	3/1/2022	4.22	6/21/2023	\$5,132.64
RUIZ, RUTH	LLOYD	9/25/2022	12/1/2022	22.53	6/7/2023	\$48,191.76
RUIZ-JOHNSON, LYNELL MARIE	LOCKE	6/30/2022	7/1/2022	20.67	6/30/2023	\$47,329.32
SAKS, RANDALL WAYNE	HARVARD	8/28/2022	11/1/2022	23.11	6/15/2023	\$54,395.04
SALAHUDDIN, RENEE FAHEEMAH	WOODLAWN COMM	7/4/2021	11/1/2021	16.40	6/21/2023	\$34,364.64
SAMOTNY, KAY S	MASON	6/19/2022	10/3/2022	27.73	6/20/2023	\$62,588.76
SANBORN, MICHELE	C-W EDUC GENERAL	4/3/2023	5/1/2023	33.88	6/27/2023	\$100,943.88
SCAVO, JOHN JOSEPH	KELLY H S	9/12/2021	11/1/2021	23.71	6/21/2023	\$54,153.36
SCHERMERHORN, LESLIE ANN	LASALLE LANG ACAD	5/28/2022	12/1/2022	14.94	6/22/2023	\$40,615.68
SEPULVEDA, JACQUELYN ANN	MARVIN CAMRAS ELEM SCHOOL	1/31/2021	7/1/2022	10.58	6/12/2023	\$21,603.96
SHAW, ROSALYN SOPHIA	REVERE	7/4/2021	9/1/2021	16.17	6/15/2023	\$31,292.16
SHITTA-BEY, KUBURAT T	CATHER	6/19/2022	11/1/2022	32.61	6/6/2023	\$79,709.28
SIEMINSKI, ALEKSANDER	C-W EDUC GENERAL	7/1/2022	10/3/2022	17.85	6/2/2023	\$12,301.20
SMITH, YOLANDA E	SUB TEACHER POSTAL	5/31/2022	10/3/2022	12.89	6/22/2023	\$22,977.96
SMITH-BOYD, SUZETTE	WARD LAURA	4/24/2022	10/3/2022	32.57	6/14/2023	\$78,852.36
SOPHIER, RENEE LYNN	C-W EDUC GENERAL	7/21/2022	11/1/2022	13.26	6/2/2023	\$8,314.44
SORIA, LOUIS RAMIREZ	NETWORK 8	12/24/2021	6/1/2022	24.17	6/1/2023	\$85,642.20
STAPLETON, PATRICIA ANN	AIR FORCE ACADEMY	8/13/2022	11/1/2022	18.89	6/20/2023	\$33,643.20
SYKES, DIANE MARITHEA	DUNNE	7/1/2022	9/1/2022	28.88	6/15/2023	\$63,357.00
THOMPSON, JANICE MARIA	NASH	9/3/2018	12/1/2022	19.83	6/22/2023	\$32,338.68
THOMPSON, RAYMOND EARL	BOUCHET ACADEMY	12/4/2022	1/3/2023	20.80	6/22/2023	\$43,666.92
TOLSON, ELISE MARIE	COLES	12/25/2021	1/3/2023	20.80	6/13/2023	\$36,702.48
TOWNER, BARNELL	YOUNG	7/1/2021	11/1/2021	9.24	6/21/2023	\$8,602.80
TUTSON, ANITA	REAVIS	8/2/2022	10/3/2022	28.66	6/28/2023	\$65,537.76
VAULMAN, KATHLEEN T	LAVIZZO ELEMENTAR	9/25/2022	10/3/2022	32.37	6/5/2023	\$77,127.96
WARD, ROSEMARY C	MATERNITY LEAVE	1/8/2022	7/1/2022	10.59	6/5/2023	\$6,218.40
WASHINGTON, DIANE	DONOGHUE	7/24/2020	1/3/2023	1.95	6/22/2023	\$2,205.84

PENSIONS FINALIZED 06/01/2023-06/30/2023		RET.				
NAME OF MEMBER	SCHOOL OR FINAL STATUS	EFFECTIVE DATE	1ST CHECK DATE	YEARS OF SERVICE	MONTH FINALIZED	ANNUAL PENSION
WASILEWSKA, BOZENA	STEVENSON	6/28/2022	10/3/2022	22.28	6/22/2023	\$48,130.20
WATSON, JOYCE	MELODY	6/19/2022	10/3/2022	32.00	6/5/2023	\$70,171.80
WELENC, ELIZABETH J	C-W FINANCE GENL	6/2/2020	12/1/2021	24.80	6/22/2023	\$48,588.00
WETLE, STEVEN A	WASHINGTON H S	10/15/2022	11/1/2022	21.26	6/22/2023	\$42,455.52
WHITE, KATHERINE LOIS	MAY COMM ACAD	7/1/2021	11/1/2021	13.27	6/22/2023	\$20,288.04
WHITESIDE, BERNA DALE	SMYTH	8/3/2022	11/1/2022	23.35	6/6/2023	\$49,842.24
WILLIAMS, RAMON D	SUB POSTAL SERVICE	7/1/2022	9/1/2022	2.85	6/21/2023	\$6,759.84
WOJCIK, DONNA MICHELLE	BELL	5/14/2022	7/1/2022	33.92	6/28/2023	\$82,920.72
WRIGHT, DAVID	C-W EDUC GENERAL	7/1/2022	10/3/2022	13.65	6/22/2023	\$10,977.60
YOUNG, MICHAEL L	NEIL	7/27/2020	11/1/2021	9.50	6/7/2023	\$8,754.84

Count of Finalized Pensions:	143
Total Pensions:	\$6,519,723.60
Average Pension:	\$45,592.47
Average Service Years:	20.43

SURVIVORS PENSIONS

SURVIVORS PENSIONS NAME OF MEMBER 06/01/2023-06/30/2023	SPOUSE	1ST CHECK DATE	YEARS OF SERVICE	RET. EFFECTIVE DATE	PENSION AMOUNT
BARTOSIAK, JOHN C	HUSBAND OF GAIL ANN BARTOSIAK	6/1/2023	35.95	5/1/2023	\$39,417.60
BERMAN, MARK PAUL	HUSBAND OF RUTH ANN BERMAN	6/1/2023	33.70	11/1/2022	\$41,542.80
CONFORTI, ROSEMARY A	WIFE OF GAETON G CONFORTI	6/1/2023	37.70	2/1/2023	\$39,832.56
FREESTROM, CHERYL LEE	WIFE OF HUBERT J FREESTROM	6/1/2023	38.00	3/1/2023	\$37,715.04
HAWKINS-ANOMA, SHEILA D	WIFE OF SAMUEL AGBOOLA ANOMA	6/1/2023	25.85	4/1/2023	\$33,208.32
HOWARD, PAULET E	HUSBAND OF KATHY JEAN HOWARD	6/1/2023	25.11	4/1/2023	\$29,220.24
HUGHES, DELORES ANN	WIFE OF JOSEPH H HUGHES	6/1/2023	40.20	11/1/2022	\$36,944.52
KUNA, PRECIOSA P	WIFE OF RICHARD J KUNA	6/1/2023	39.60	3/1/2023	\$41,605.08
MCCARTNEY, SANDRA R	WIFE OF JOHN F MCCARTNEY	6/1/2023	9.60	11/1/2022	\$14,458.80
SKYLAS, JAMES	HUSBAND OF MONICA G SKYLAS	6/1/2023	26.25	9/1/2020	\$31,832.28
SMITH, ADDISON A	SON OF CHERRON L. BYRD- SMITH	6/1/2023	12.79	5/9/2022	\$4,971.60
SMITH, GREGORY G	HUSBAND OF CHERRON L. BYRD-SMITH	6/1/2023	12.79	5/9/2022	\$4,971.60
SMITH, MICAH GREGORY	SON OF CHERRON L. BYRD- SMITH	6/1/2023	12.79	5/9/2022	\$4,971.60
THEDFORD, THOMAS A.	HUSBAND OF BESSYE A THEDFORD	6/1/2023	36.20	2/1/2023	\$36,086.76
WALLACE, DONNIE K	WIFE OF EDWARD L WALLACE	6/1/2023	38.00	11/1/2022	\$40,499.52
WUENSCH, CONCETTA	WIFE OF EMIL L WUENSCH	6/1/2023	38.00	3/1/2023	\$50,672.64
ZIBRIN, MARA	WIFE OF MICHAEL ZIBRIN	6/1/2023	6.50	2/1/2022	\$1,957.68

Count of Survivors

Pensions:	17
Total Survivors Pensions:	\$489,908.64
Average Pension:	\$28,818.16
Average Service Years:	27.59

SUMMARY OF PENSIONS GRANTED

06/01/23-6/30/23

	This meeting	Fiscal Year
Pensions	9	420
Reciprocal	7	202
Survivor	17	249
Reversionary	0	2
Finalized	143	1,351

CANCELLATION OF PENSIONS

06/01/2023-06/30/2023 Cancellation of Pensions				
Name of Member	Reason	Type of Pension	Rate of Pension	Date Cancelled
WILLIAMS, JAIDEN P.	EXCEED AGE LIMIT	SURVIVORSHIP - 2.2	\$150.00	6/30/2023

DEATH BENEFITS

The Committee on Claims and Service Credits reported that documents pertaining to claims for death benefits were examined and verified, and recommends approval of the claims listed below.

Single Payment of Death Benefit 06/01/23 - 06/30/23 Deceased Member			Beneficiary	Amount
Single Payment of Death Benefit				
ABRAHAMSON, IRVING			PERLE ABRAHAMSON	\$2,500.00
ACCETTURO, DAN D			CHRISTINE M ACCETTURO	\$833.35
ADAMS, SHIRLEY			CTPF (TO OFFSET OVRPYMT)	\$5,000.00
AIKENS, CARLOTTA MADONNA			GABRIELE T HOLTERMANN	\$5,000.00
ALMANZA, PETER G			NICHOLAS P ALMANZA	\$5,000.00
ALVAREZ-CHAVEZ, MARTHA			MICHELLE ALVAREZ-CHAVEZ	\$2,500.00
BARNES, LILLIAN			AUGUSTIN LOPEZ III	\$2,005.41
BENCICS, LESLIE F			EDITH J BENCICS	\$1,666.67
BOLEY, DAVID CRAIG			ESTATE OF CAROL GUSTAFSON	\$5,000.00
BONADURER, JODI A			RONALD BONADURER	\$10,000.00
BRANCH, MARJORIE B			MELODY LYNNE MOSES	\$5,000.00
BRESSLER, ROSE MARIE			RICHARD BRESSLER	\$3,300.00
BROWN, JANIE MAE			MARK D BROWN	\$5,000.00
BROWN, WILLA H			WILLIS EVERETTE BROWN	\$2,500.00
BRUMFIELD, HATTIE M			SHARON EVANS	\$1,666.66
BRYANT, EDITH D			ANNETTE Y BRIDGEFORT	\$5,000.00
BUNTON JR, WILLIAM LEE			HATTIE MJ ROLAND-BUNTON	\$5,000.00
BURAK, FLORENCE L			MARK I BURAK	\$2,500.00
BURCH, ZELMA H			CTPF (TO OFFSET OVRPYMT)	\$5,000.00
BUSH, BARBARA R			BRUCE E. BUSH	\$5,000.00
BYRD-SMITH, CHERRON L.			ADDISON A SMITH	\$3,300.00
CALEP, MATTIE D			FRANK CALEP	\$5,000.00
CHRISTIENSEN, DOROTHY J			BETH SUE MARIN	\$5,000.00
CLARKE, MARGARET C			KEVIN P. CLARKE	\$3,333.33
CONLEY, MILLICENT W			AMY CONDIC	\$5,000.00
COOK, WILLIE LEO			SHIRLEY A COOK	\$2,500.00

Single Payment of Death Benefit 06/01/23 - 06/30/23 Deceased Member			Beneficiary	Amount
COOPER, AGNES D			CTPF (TO OFFSET OVRPYMT)	\$5,000.00
COURIS, MATTHEW			JUDITH L COURIS	\$5,000.00
COVAN, BURL L			STEVEN OKNER	\$2,500.00
CULHANE, SALLY K			LAURA CULHANE	\$5,000.00
DAILEY, FRANCES V			CHELSEA MATILDA LEWIS	\$2,500.00
DAWSON, ROSEMARY			AKINTUNDE DAWSON	\$2,500.00
DELACRUZ, RENEE L			JAMIE L DELACRUZ	\$1,666.67
DIAZ-DICKS, AIDA ARGELIA			AIDA DIAZ HAAS	\$5,000.00
DLUGOPOLSKI, EDWARD			JOYCE A. DLUGOPOLSKI	\$5,000.00
DOWD, ROSELLA			CARROLL YVONNE RICE	\$5,000.00
DUNAGAN, JOANNE T			CLARENCE MICHAEL DUNAGAN IV	\$428.32
DZURISIN, JOHN D			JAMES C ZURSIN	\$2,500.00
ELLIOTT, MARY			EDDIE ELLIOTT	\$5,000.00
ELLISON, BRITT L			ORRELL D ELLISON JR	\$5,000.00
FOBBS, BESSIE M			TARA L FOBBS-CANNON	\$1,666.67
GAGLIARDI, JEAN			MICHAEL GAGLIARDI	\$4,000.00
GAMBLE, MAGGIE L			DWIGHT MAURICE GAMBLE SR	\$1,250.00
GAWRONSKI, GREGORY			PETER GAWRONSKI	\$2,500.00
GOLDBERG, THEODORE M			MARGARET S GOLDBERG	\$5,000.00
GORDON, ULISHIOUS			JERDEAN WISDOM	\$3,377.06
GORECKI, JAMES ALBERT			CAROL T GORECKI	\$5,000.00
GRAMM, RITA JEAN			BRIAN C EAHEART	\$10,000.00
HABAS, LAWRENCE WALTER			BRADLEY HABAS	\$10,000.00
HALL, LUCY M			L PRISCILLA HALL	\$1,250.00
HEARN, NAPOLEON W			DANA R DORSEY	\$2,500.00
HEFFERNAN, DEIRDRE M			COLIN B HEFFERNAN	\$8,000.00
HEFFERNAN, GERALDINE R			THOMAS J HEFFERNAN	\$1,250.00
HINES, DORIS J			DARRELL C HILL	\$1,666.67
JACKSON, SAMUEL A			DIANE KAROL JACKSON	\$1,650.00
KASLEWICZ, ROBERT ALAN			BRENDEN R KASLEWICZ	\$4,403.79
KELLY, BERNARD J			ROSE MARIE KELLY	\$5,000.00

Single Payment of Death Benefit 06/01/23 - 06/30/23 Deceased Member			Beneficiary		Amount
KENNEY, MARILYN A			JAMES J KENNEY		\$1,666.66
KIM, YOUNG J			LU JING YE		\$5,000.00
KORTEN, CAROL JEAN			CAROL J KORTEN TRUST		\$5,000.00
KRAJEWSKI, GERALD A			HELEN KRAJEWSKI		\$5,000.00
KRAUS, MARY A			CTPF (TO OFFSET OVRPYMT)		\$4,632.29
KREMSNER, SHIRLEY M			FRANK L KREMSNER		\$5,000.00
LEWIS, MARY J			ANGELINE GAY LEWIS		\$5,000.00
LOCKHART, LAURITA			KELECHI S EGWUEKWE MAXEY		\$750.00
LOMAX, CLAUDETTE			JOHNNIE LOMAX		\$5,000.00
LYNCH, MARGARET A			MARGARET M JACKOWIEC		\$1,000.00
MANN, BEATRICE			WILLIAM MANN		\$1,666.66
MATURANA, ROSE M			LUIS A MATURANA		\$5,000.00
MAXEY, MARITA			MARC J PARTNER		\$1,039.34
MAZUMDAR, DOROTHY R			CHERYL A BEAR		\$5,000.00
MCKINNEY, LLOYD			LILLIAN R ROUSE		\$2,500.00
MITCHEM, MARGUERITE			GINA LEVITA MITCHEM		\$2,500.00
MOON, SO YOUNG			CHO HOON MOON		\$5,000.00
NEE, DUDLEY W			MARY MARGARET NEE		\$5,000.00
O'CONNOR, HUGH J			MARIANNE L MURPHY		\$2,500.00
OPFER, RHONDA M			JOSEPH J VALENTINO		\$5,000.00
PANDIS, JOHN NICHOLAS			PHANOMPON PANDIS		\$10,000.00
PARTEKEL, DELORES			JOAN M MANCHESTER		\$5,000.00
PENN, SHIRLEY J			CTPF (TO OFFSET OVRPYMT)		\$5,000.00
PEREZ, ISELA			EUGENE DIAZ		\$2,500.00
PERSCHBACHER, WALTER			WALTER PERSCHBACHER ESTAT		\$5,000.00
PHILLIPS, GLADYS F			PAUL E BROWN		\$2,500.00
POLS, MICHAEL D			DONNA S POLS		\$2,500.00
RECILE, JULIE			LOLITA RECILE		\$5,000.00
REITER, ELLEN S			ELLEN S REITER TRUST		\$5,000.00
RICHARD, LOLITA			ANGELIQUE RICHARD		\$1,250.00
RICHMAN, ANN M			AVIVA MOREEN RICHMAN		\$1,666.67

Single Payment of Death Benefit
06/01/23 - 06/30/23
Deceased Member

	Beneficiary	Amount
ROBERTS, ERICA	JAMES J ROBERTS	\$6,700.00
ROSEN, ELAINE G	ZOE A SOLOMON	\$2,500.00
ROTH, PATRICIA	KATHERINE ROTH	\$2,500.00
SABIN, MARGARET M	ROBERT F RYAN	\$1,000.00
SCHREMPE, CORINNE ANN	DAVID MICHAEL SCHREMPE	\$2,000.00
SEROTA, ALVIN	ALVIN& BEVERLY SEROTA TST	\$5,000.00
STARNICKY, THOMAS J	JOYCE ANN STARNICKY	\$5,000.00
STUCKEY-JENKINS, LOUISA	LAVELDA SHANTA STUCKEY- TAPLEY	\$2,000.00
SUTALO, MARTHA MARIE	DRAGO SUTALO	\$5,000.00
TERRY, DONNA	JESSICA A TERRY	\$2,500.00
TODD, WILMAR O	GEORGE W TODD JR	\$833.33
TROP, DOROTHY M	EDWARD J TROP	\$1,666.67
UNYI, WILLIAM E	CHRISTINE MARIE UNYI	\$5,000.00
VANAUKEN, PIERCE R	DOROTHY L. VANAUKEN	\$5,000.00
VEITMANIS, ELGA A	MARTIN ULMANIS	\$3,333.33
VICKERY, JANICE E	MARK A VICKERY	\$5,000.00
WARE, MARILYN	BENJAMIN WARE	\$5,000.00
WATERS WILLIAM, RUTHIE	ANTONIO ALLEN WATERS	\$1,000.00
WESOLOWSKI, ANTONI E	ANDREA E. WESOLOWSKI	\$5,000.00
WHITE, ANDITA	ROCHELLE I DOUGLAS	\$5,000.00
WILLIAMS, EULA M	CTPF (TO OFFSET OVRPYMT)	\$3,751.96
WILLIAMS, EVELYN N	SHIRRIE TILISA JACKSON	\$1,666.66
WILLIAMS, SARAH E	CTPF (TO OFFSET OVRPYMT)	\$5,000.00
WIRTZ, CATHERINE T	TIMOTHY GEORGE MURNEY	\$5,000.00
ZANKE, CAROL N	GERALD J. ZANKE	\$5,000.00
Total		\$434,338.17

Single Payment of Death Benefit 06/01/23 - 06/30/23 Deceased Member			Beneficiary	Amount
Refund of Contributions				
BAFFOE, MATTHEW J			BARBARA BAFFOE	\$3,757.43
BONADURER, JODI A			RONALD BONADURER	\$90,063.60
GRAMM, RITA JEAN			BRIAN C EAHEART	\$163,273.79
HABAS, LAWRENCE WALTER			BRADLEY HABAS	\$105,328.41
HEFFERNAN, DEIRDRE M			LALLY M ANDRASCO	\$2,627.01
KIRKSEY, DONNIE A			ESTATE OF DONNIE KIRKSEY	\$3,471.23
SMITH, LACHANDA CARIMA			LINDA J WILLIAMS	\$67,039.80
WOODWARD, ALAN O			LINDA DOROCIAK	\$493.40
Total				\$436,054.67
Grand Total of All Death Benefits				\$870,392.84

REFUNDS 06/01/2023-06/30/2023

Refunds 6/01/2023-06/30/2023	Member	Refund Amount
Survivor Contributions		
	ADRIANZEN, URBANO	\$211.39
	ALFERES, DENISE	\$38.19
	ALLEBACH, BEVERLY CAROL	\$305.09
	ALLEN, JENNIFER J	\$10.90
	AMON, CONNIE LYNN	\$204.25
	BINGENHEIMER, GAIL P	\$1,643.42
	BOYD, GISELLE LEIGH	\$377.84
	BRAGGS, KATHARINE MARY	\$192.66
	BROWN, EVIE DELISA	\$23,716.31
	CHASE-SIETH, ALICE	\$2,147.25
	CHASE-SIETH, ALICE	\$11,423.43
	CICHOWSKI, TAMMI J	\$4,094.94
	DAHL, JILL CHRISTINE	\$41.93
	DANAHER, SHEILA LYNNE	\$12,660.50
	DAVIS, GEORGETTA J	\$77.45
	DEADY, PHILIP JAMES	\$12,538.20
	GONZALEZ, GRACE	\$112.67
	HARVEY, JACQUELYN MOORE	\$100.27
	HATFIELD, PAULA LOUISE	\$19,678.16
	JOHNSON, MICHAEL	\$4,502.57
	KASAL, ANA D	\$9,697.43
	KEARNS, DONALD EDWARD	\$281.58
	KILL, MELANIE M	\$550.22
	KIM, DEBORAH	\$116.79
	KOOISTRA, DOUGLAS P	\$637.43
	LAWRENCE-SMITH, ALBERTA M	\$126.94
	LEE, JIH-CHIUN	\$16,004.58
	LOVE, SYLVIA DIANE	\$27,550.09
	MALECKE, KATHRYN MICHELLE	\$24,923.48
	MARKS, KAREN	\$387.67
	MC LEOD, RHONDA L	\$38.95
	MORAN, CAROL LYNN	\$137.04
	O'MALLEY, MARY K	\$8,386.76

Refunds 6/01/2023-06/30/2023		
	Member	Refund Amount
	PALMER, JANICE MARIE	\$27.94
	PITTS, CHERYL	\$4,166.46
	RHODAN, ALEXANDER D	\$9,449.67
	RHODAN, ALEXANDER D	\$614.88
	ROBINSON, DARRYL C	\$1,322.20
	ROSS, VICKI LYNN	\$7.30
	ROUNDTREE, MICHAEL AARON	\$10.23
	RYAN, KATHLEEN M	\$134.15
	SANBORN, MICHELE	\$26,080.79
	SANDERS, JACQUELINE	\$193.24
	SIMPSON, ALLYSON LAVERNE	\$138.32
	SMITH, BEVERLY SCOTT	\$51.13
	SOUTHERN, CYNTHIA C	\$8,503.27
	THOMPSON, RAYMOND EARL	\$4,677.70
	TWILLIE, ANGELA GRACE	\$20,804.51
	WEST, GRANDEE CORDELL	\$4,868.76
Total		\$263,966.93

Contract OverPayment

AHLMAN, SCOTT RONALD	\$7,126.06
AMON, CONNIE LYNN	\$5,205.79
BARBER, DAVID JOHN	\$1,457.27
BRAMMER, CAROL ANN	\$6,907.01
DAHL, JILL CHRISTINE	\$6,514.36
DALLACQUA, LISA M	\$43.20
EINBINDER, JEFFREY MICHAEL	\$6,715.61
GOVEA, MICHELE ANN	\$8,845.92
HICKS, JANIS LYNN	\$71.94
KIERES, DIANE MARY	\$733.94
KONDRATKO, JOZEFA ANNA	\$927.51
LEONARD, RORY H	\$15.72
MALONE, ANNIE G	\$1,320.56
MATTHIES, WILHELM	\$50.09
MCCLURE, VICKY TERESA	\$780.56
MCCLURE, VICKY TERESA	\$13,984.55
MEYER, CAROLINE ELAINE	\$6,206.55

Refunds 6/01/2023-06/30/2023		
	Member	Refund Amount
	MILONAS, SOPHIA	\$6,987.99
	MOLINA, VICTORIA JOSEPHINE	\$52.53
	MURPHY, MICHAEL SEAN	\$10,244.72
	PERALTA, JAIME VICTOR	\$2,585.05
	SOLTIS, MARK ROBERT	\$2,884.94
	THOMPSON, RAYMOND EARL	\$16.50
	ZELENKA, CHRISTINE DAGNY	\$9,322.41
	ZOOK, ROY K	\$76.15
Total		\$99,076.93

Contract Refund

	CAMPILLO, BLANCA LILIA	\$7,872.23
	EDSTROM, JAMES MICHAEL	\$700.50
	MCCLURE, VICKY TERESA	\$15,207.99
	MCCLURE, VICKY TERESA	\$2,104.83
	NEAL, ADRIENNE VIOLA	\$2,096.81
	ROBINSON, THELMA	\$3,752.63
	STOLBERG, DIANA BETH	\$1,134.23
	STOLBERG, DIANA BETH	\$1,558.23
Total		\$34,427.45

Excess Contributions

	DAWCZAK, LAUREEN MARGARET	\$32.34
	HARDING-BAILEY, JANIS LOUISE	\$55.98
	HUDSON, ADRIENNE	\$61.50
	KIRILOVA, MITKA P	\$23.56
	LUSTER, LAVERA D	\$133.65
	O'MALLEY, MARY K	\$48.93
Total		\$355.96

Refunds 6/01/2023-06/30/2023	Member	Refund Amount
Miscellaneous Refund		
2.2 Excess Contributions	HERRERA, CARMEN	\$4,642.61
	LOOMOS, WILLIAM MARK	\$2,605.87
	MANCINI, KIMBERLY JAYNE	\$14,612.16
	PARKER, CORDELIA NANNETTE	\$8,366.79
	SIMPSON, ALLYSON LAVERNE	\$2,749.15
Total		\$32,976.58

Refund

ACEVEDO, SILVIA	\$48,873.30
ALEXANDER, JENELLE A	\$624.09
AMAKER, ARTHUR C O	\$28,195.03
BARHAM, DUNIA	\$3,871.90
BARNES, KARA KATHLEEN	\$21,157.88
BARR, JILLIAN	\$37,649.70
BLACK, CARA	\$7,349.00
BURKE, BRIGID M.	\$9,762.19
CASTRO, QUETZALLI I.	\$36,242.41
CLARK, LISA M	\$10,906.99
CUTLER, GRETTA L.	\$19,082.60
DANSBY, TYRONE A	\$20,223.74
DONHOST, MICHAEL	\$7,699.54
DUBRUL, SOPHIA CORDELIA	\$27,684.05
DURAN STRAKA, SANDRA	\$282.10
EDWARDS, CARMEN	\$45,785.82
FISHER, LEE	\$25,628.93
FREY, ALANNA C.	\$49,847.89
HERRERA, SANDRA	\$85,518.77
HUEZO, ANGELICA	\$7,739.08
JOHNSON, ELIZABETH DIANE	\$8,212.96
LI, TONY	\$1,446.77
MACKLIN, DARNELL B.	\$3,106.37
MCCLOSKEY, ANNIE E	\$13,089.94
MILLER, DORETHA	\$2,281.57
MILLER, LUKE	\$965.28

Refunds 6/01/2023-06/30/2023		
	Member	Refund Amount
	NAUGLES, HOWARD EARL	\$4,082.28
	O'MALLEY, MORIAH S	\$9,181.59
	OTERO, JANET	\$7,426.99
	PANALIGAN, SARAH M	\$22,431.50
	PERRY, TAYLOR M	\$31,498.82
	PROPER, RICKI	\$25,132.68
	RADOVANOVIC, ANDJELA	\$14,630.19
	RAMPETSREITER, RYAN THOMAS	\$62,388.58
	RISINGER, COURTNEY B	\$6,151.61
	SCURLOCK, TAURUS K	\$3,967.20
	SLEEPER, MELANIE E	\$6,060.22
	SPANKO, DAYNA ROSE HELLER	\$47,100.66
	TARRASCH, JEFFREY	\$8,377.24
	THOMAS, JACARE EVERETT	\$12,016.39
	TOLLEFSON, DANIEL JOSEPH	\$33,229.74
	TUSSEY, ELYSE	\$51,322.52
	VARGAS, ALBERTO	\$17,641.54
	WARE-JAYE, HOLLIE D	\$62,302.49
	WDOWIARZ, JUSTYNA	\$4,624.00
	WILLIAMS, CHINITA MICHELLE	\$64,960.67
	WILSON, LATRICIA	\$3,094.44
	WROLSTAD, TIFFANY E	\$4,154.00
Total		\$1,025,003.25
Grand Total of All Refunds		\$1,455,807.10

RETIREMENT PENSIONS 07/01/2023-07/31/2023 NAME OF MEMBER					
	SCHOOL OR FINAL STATUS	FIRST CHECK DATE	YEARS OF SERVICE	RET. EFFECTIVE DATE	ANNUAL PENSION
* ADAMS, STEPHANIE	GRIMES	7/3/2023	26.51	6/18/2023	\$65,534.76
* ADRIANZEN, DELIA J	HIBBARD	7/3/2023	34.06	6/18/2023	\$78,112.44
* ALCANTAR, MARLENE	LOCKE	7/3/2023	34.08	7/1/2023	\$82,505.28
* ALLETTO, CATHERINE ANN	MCCLELLAN	7/3/2023	34.59	6/18/2023	\$78,134.64
* AMARO, TERESA A	NIGHTINGALE	7/3/2023	30.84	6/18/2023	\$63,862.80
* ANDALCIO, JUNE M	LASALLE LANG ACAD	7/3/2023	16.19	6/3/2023	\$33,375.12
* ARENAS-BOWMAN, ANNELIESE EDITH	KANOON MAGNET	7/1/2023	34.31	6/18/2023	\$75,333.96
* ASHER, ELIZABETH FAY	C-W SPEC SVCS SUP	7/3/2023	34.46	6/18/2023	\$81,252.96
* BENJAMIN, SUSAN MARIE	KELLY H S	7/3/2023	31.98	6/18/2023	\$77,584.68
* BEST, JONATHAN ROBERT	KENNEDY H S	7/3/2023	32.19	6/18/2023	\$73,910.88
* BLOCK, EVDOKIA KATHLEEN	CHASE	7/3/2023	27.03	6/19/2023	\$74,790.72
* BOYD, DAVID N	MILTON BRUNSON	7/3/2023	21.86	6/18/2023	\$45,831.12
* CAHUE GARRATT, DIANE	CHICAGO VIRTUAL CHARTER SCHOOL	7/1/2023	20.15	7/1/2020	\$23,823.84
* CARBERRY, MICHELE MARY	SUTHERLAND	7/3/2023	34.67	6/18/2023	\$78,362.16
* CARLSON, JULIE ANNE	SKINNER	7/3/2023	31.19	6/18/2023	\$65,712.48
* CARROLL, MARGARET LYNN	MT GREENWOOD	7/3/2023	24.43	6/18/2023	\$57,314.40
* CARSON, SHERYL D	ASHBURN SCHOOL	7/3/2023	23.47	6/19/2023	\$57,760.92
* CARTER, VENETTA J	SIMEON CAREER ACA	7/3/2023	17.61	6/18/2023	\$36,167.28
* CLARK, ANGELA W	WELLS PREP	7/3/2023	27.63	6/18/2023	\$61,120.80
* CONN-OQUENDO, CARLTON EDWIN	HAWTHORNE ACAD	7/1/2023	34.58	6/18/2023	\$81,135.12
* COX, MARTHA ELAINE	SKINNER NORTH	7/3/2023	23.67	6/18/2023	\$39,840.24
* CRUZ, MARISOL	LYON	7/3/2023	27.95	7/1/2023	\$63,095.52
* CUNNINGHAM-BROTHERS, LINDA FAYE	GILLESPIE	7/3/2023	39.95	6/18/2023	\$77,882.04
* DEGEN, ILYSE KRAUS	BURBANK	7/3/2023	34.83	6/18/2023	\$77,920.44
* DELANTY, KATHERINE MARIE	ARMOUR	7/3/2023	33.19	6/18/2023	\$73,024.80
* DELGADO, VICTORIA LYNN	PEIRCE	7/3/2023	34.28	6/18/2023	\$79,585.08
* DUDECK, CHERYL L	OGDEN	7/3/2023	22.33	6/18/2023	\$52,740.96

RETIREMENT PENSIONS						
07/01/2023-07/31/2023		SCHOOL OR FINAL STATUS	FIRST CHECK DATE	YEARS OF SERVICE	RET. EFFECTIVE DATE	ANNUAL PENSION
NAME OF MEMBER						
*	DUSEK, LISA ANN	EDWARDS	7/3/2023	34.53	6/18/2023	\$82,716.72
*	EHRHARD, MARITZA	GOUDY	7/3/2023	34.02	6/18/2023	\$78,010.44
*	ENGEL, DAWN MARIE	FOSTER PARK	7/3/2023	34.13	6/18/2023	\$79,397.04
*	ESTRADA, GABRIELA	GOUDY	7/3/2023	34.64	6/4/2023	\$77,919.96
*	FALKENBERG, MARC	LINCOLN PARK H S	7/3/2023	22.13	6/18/2023	\$53,217.72
*	FEDANZO, PATRICIA M	C-W EDUC GENERAL	7/3/2023	16.81	8/8/2022	\$12,254.52
*	FIELDS, DAVID EDWARD	KELLY H S	7/3/2023	32.46	6/18/2023	\$70,830.00
*	FILIPPONE, PATRICIA RENEE	DR. JORGE PRIETO MATCH & SCI AC	7/1/2023	34.43	6/18/2023	\$81,071.16
*	FITZSIMONS, CATHLEEN A	AGASSIZ	7/3/2023	29.74	6/18/2023	\$72,094.44
*	FORTUNE, PATRICIA MARIE	BURBANK	7/1/2023	34.41	6/18/2023	\$84,181.92
*	GALAVIZ, SYLVIA	PASTEUR	7/3/2023	34.08	6/18/2023	\$75,219.48
*	GALLAGHER, CLAIRE MARIE	TWAIN	7/3/2023	34.22	6/18/2023	\$83,089.80
*	GARZA, ESLAVIA	SALAZAR BIL ED CT	7/3/2023	27.26	6/15/2023	\$52,637.40
*	GEORGE, SHARON KAY	BROWN ACADEMY	7/3/2023	37.09	7/1/2023	\$78,052.92
*	GHUNEIM, EVA	OTIS	7/3/2023	34.00	6/18/2023	\$82,715.76
*	GOELTZER, ANNE ELIZABETH	MONROE	7/3/2023	26.63	6/18/2023	\$58,400.76
*	GOMEZ, ALFONSO	ZAPATA ACADEMY	7/3/2023	32.98	6/18/2023	\$77,031.12
*	GONZALEZ-DAVIS, ADA	C-W SPEC SVCS SUP	7/1/2023	20.82	4/9/2023	\$46,671.96
*	GRANT, DANIEL MARK	C-W EDUC GENERAL	7/1/2023	19.93	5/28/2023	\$30,605.40
*	GROZIAK, SUSAN MARIE	TAFT H S	7/3/2023	22.90	6/18/2023	\$55,488.48
*	GUERRERO, LOURDES	KELLY H S	7/3/2023	34.29	5/21/2023	\$79,150.08
*	HARDY, JOANN	C-W SPEC SVCS SUP	7/1/2023	30.94	6/18/2023	\$78,665.88
*	HUDSON, SHARON	KELLMAN CORP COMM	7/1/2023	29.33	6/18/2023	\$69,265.80
*	IVANCICH, DINA BETH	HOLDEN	7/3/2023	34.15	6/18/2023	\$74,849.16
*	JOHNSON, BARBARA JEAN	DE PRIEST	7/3/2023	34.89	6/18/2023	\$82,748.40
*	KIRK, TERRY LYNN	SIMEON CAREER ACA	7/1/2023	22.35	7/1/2023	\$46,902.36
*	KOPPEL, DAVID N	CHOPIN	7/3/2023	17.70	6/12/2023	\$33,082.44
*	KRISTON, KATHLEEN ESTHER	ARMSTRONG G	7/3/2023	25.00	6/18/2023	\$61,429.68
*	LEVENTIS, VIVIAN MARIE	PEIRCE	7/3/2023	30.09	6/18/2023	\$71,479.56

RETIREMENT PENSIONS						
07/01/2023-07/31/2023		SCHOOL OR FINAL STATUS	FIRST CHECK DATE	YEARS OF SERVICE	RET. EFFECTIVE DATE	ANNUAL PENSION
NAME OF MEMBER						
*	LUCAS, TERESA LYNN	MONROE	7/1/2023	37.64	6/18/2023	\$81,160.44
*	MACKE-RICHKUS, DONNA MARIE	SAWYER	7/3/2023	38.29	6/19/2023	\$82,619.52
*	MACWILLIAMS, WENDY PAMELA	PETERSON	7/3/2023	25.00	6/18/2023	\$57,361.68
*	MADSON, MARIANNE RITA	HAUGAN	7/3/2023	28.55	6/18/2023	\$66,483.24
*	MAGANA, ALMA OLIVIA	H B STOWE	7/3/2023	36.18	6/18/2023	\$79,179.00
*	MALDONADO, LILLIAN	PULASKI ACADEMY	7/3/2023	21.00	6/18/2023	\$50,097.84
*	MARREN, MICHAEL JOHN	ROOSEVELT H S	7/3/2023	21.00	6/19/2023	\$47,941.20
*	MARTIN, DIANE KERRY	NORTHSIDE CENTER	7/1/2023	30.88	6/18/2023	\$74,802.00
*	MASLANKA, ROBERT CURTIS	LANE TECH H S	7/1/2023	25.94	6/18/2023	\$62,147.88
*	MCCARTIN, ANN ELIZABETH	TWAIN	7/3/2023	31.74	6/18/2023	\$76,983.36
*	MCCRIGHT, MARY BRIDGET	PRUSSING	7/3/2023	24.03	6/18/2023	\$55,834.92
*	MCDANIEL, PAMELA JEAN	CURIE METRO H S	7/3/2023	34.10	6/18/2023	\$82,263.36
*	MCGEEHAN, MARY PATRICE	CHICAGO AGR H S	7/3/2023	34.40	6/4/2023	\$78,046.68
*	MCNEAL, LYNETTE	LELAND	7/3/2023	10.92	6/18/2023	\$21,847.68
*	MEDINA, MARINA	NORTHSIDE COL PRE	7/3/2023	42.47	6/18/2023	\$82,169.64
*	MEHTA, POONAM	HUGHES C E	7/1/2023	13.04	6/17/2023	\$26,104.44
*	MERCADO, ROBERTO	C-W SPEC SVCS SUP	7/1/2023	33.44	6/18/2023	\$86,242.56
*	MEYER, CAROLINE ELAINE	CANTY	7/1/2023	33.92	6/18/2023	\$74,696.28
*	MOORE, GERALD T	MORGAN PARK H S	7/3/2023	38.11	6/18/2023	\$77,987.76
*	MORRISON, PETER MARTINEZ	OROZCO ACADEMY	7/1/2023	37.34	6/18/2023	\$74,982.00
*	MUNOZ, MARIA ELSIE	C-W EDUC GENERAL	7/3/2023	18.99	6/20/2023	\$16,538.16
*	MURRY, JENEST	LELAND	7/3/2023	34.82	6/18/2023	\$82,502.52
*	NEWMAN, JAMES J	TAFT H S	7/3/2023	34.94	6/18/2023	\$81,151.44
*	NOLEN, MICHAEL J.	BOGAN TECH H S	7/3/2023	11.17	4/23/2023	\$17,923.32
*	OLVERA, ZORAIDA	LEWIS	7/3/2023	25.49	6/18/2023	\$58,631.28
*	OTERO, JOSEFINA	SAUCEDO SCHOL ACA	7/3/2023	29.40	6/18/2023	\$68,076.60
*	PAGANELLI, MARY PATRICIA	LANE TECH H S	7/3/2023	19.61	7/1/2023	\$44,004.00
*	PEARSON, DEBRA LYNN	WESTCOTT	7/3/2023	34.43	6/18/2023	\$77,980.20
*	PEREZ, SALVADOR	BOONE	7/3/2023	26.13	7/1/2023	\$63,785.52

RETIREMENT PENSIONS						
07/01/2023-07/31/2023		SCHOOL OR FINAL STATUS	FIRST CHECK DATE	YEARS OF SERVICE	RET. EFFECTIVE DATE	ANNUAL PENSION
NAME OF MEMBER						
*	PHILLIPS-PRICE, ANGELA C	ODLSS SPECIALLY-DESIGNED INST	7/3/2023	12.68	6/18/2023	\$25,792.20
*	PIMENTEL, JEANNIE ANDREA	C-W EDUC GENERAL	7/3/2023	30.38	3/12/2023	\$66,969.24
*	PINO, MARTHA EMILIA	COLUMBUS	7/3/2023	31.15	6/18/2023	\$72,604.92
*	REILLY, TIMOTHY J	BURBANK	7/3/2023	33.47	6/18/2023	\$83,762.52
*	RIVERA, MYRTA LUZ	RUIZ	7/3/2023	32.07	6/18/2023	\$73,713.00
*	RODGER, KATHLEEN MARIE	OTIS	7/3/2023	29.12	6/18/2023	\$70,544.88
*	RUVOLO, LILLY M.	IRENE C. HERNANDEZ MIDDLE SCHOOL	7/1/2023	14.52	6/18/2023	\$27,655.56
*	SMITH, MARCELLE PHYLIS	WESTCOTT	7/3/2023	34.21	6/18/2023	\$77,819.64
*	SOLIS, MARY JANE	NIGHTINGALE	7/3/2023	26.06	6/18/2023	\$50,616.84
*	ST MARTIN, GABRIELE I	MANIERRE	7/3/2023	13.05	6/18/2023	\$23,848.56
*	STRATON, JANE ANN	CLAY	7/3/2023	28.16	6/18/2023	\$65,639.16
*	TAYLOR, TINA LAVERNE	BROWN ACADEMY	7/3/2023	34.09	6/21/2023	\$81,025.08
*	THOMAS, JERRY LYNETTE	SUMNER	7/3/2023	27.17	6/18/2023	\$61,747.20
*	THOMAS, LAWRENCE	FENGER ACAD H S	7/3/2023	7.60	3/5/2016	\$9,109.08
*	THOMPSON, TERRY	AIR FORCE ACADEMY	7/1/2023	13.39	6/7/2022	\$24,613.68
*	TKACZ, ANDRZEJ	KENNEDY H S	7/1/2023	25.26	6/18/2023	\$57,967.44
*	WALDEN, ANTONIETTE RENEE	WARD LAURA	7/3/2023	29.89	6/18/2023	\$69,828.84
*	WERLING, RICHARD NICHOLAS	EARHART	7/3/2023	20.80	6/25/2023	\$36,313.20
*	WILLIAMS, CLARA MARIE	DE PRIEST	7/3/2023	35.81	6/18/2023	\$83,675.04
*	WINDSOR, NELLIE	H B STOWE	7/3/2023	20.21	6/18/2023	\$43,905.36
*	YARBER-PORTER, TONI MICHELLE	GREGORY	7/3/2023	26.00	6/18/2023	\$58,254.84
*	ZOCCOLI, LISA MARIE	TWAIN	7/3/2023	25.45	6/18/2023	\$62,082.72
*	ZYGOWICZ, DEBRA SOFIA	RUIZ	7/3/2023	35.42	6/18/2023	\$82,602.60

Count of Retirement Pensions:

108

Total Pensions:

\$6,844,531.92

Average Pension:

\$63,375.30

Average Service Years:

28.36

RECIPROCAL RETIREMENT PENSIONS 07/01/2023-07/31/2023 NAME OF MEMBER					
	SCHOOL OR FINAL STATUS	FIRST CHECK DATE	YEARS OF SERVICE	RET. EFFECTIVE DATE	ANNUAL PENSION
APOSTOLOS, MONTIE	CHALMERS	7/3/2023	5.45	6/10/2023	\$9,949.80
* BILLUPS, THOMAS JEFFERSON	LOVETT	7/3/2023	24.68	2/28/2023	\$51,747.60
* BUZANIS, DEAN	ROOSEVELT H S	7/3/2023	27.66	6/18/2023	\$66,801.12
* CHACON, CATHERINE ANN	WARD	7/3/2023	13.37	7/1/2023	\$30,595.80
* COTTO, MARLYN	HANSON PARK	7/3/2023	10.74	6/18/2023	\$21,406.80
* CURIO, MICHELE H	UNKNOWN	7/3/2023	4.50	7/1/2023	\$6,857.28
* GATES, STEPHANIE JODETTE	LIONEL HAMPTON	7/3/2023	31.72	6/18/2023	\$77,004.00
* GREEN, RETONDRIA	DUNBAR VOC H S	7/3/2023	19.80	6/18/2023	\$40,886.16
* GREGORY, JOSEPH MICHAEL	DORE	7/3/2023	29.78	6/18/2023	\$68,771.40
* HOFFMAN, JOSEPH M	UNKNOWN	7/3/2023	2.00	7/1/2023	\$3,297.12
* KUSSMANN, MARY ELLEN	GARY	7/3/2023	34.44	6/18/2023	\$81,583.20
* LEONARD, RORY H	UNKNOWN	7/3/2023	2.35	7/1/2023	\$4,697.64
* MAJEWSKI, MAREK W	KENNEDY H S	7/3/2023	7.19	7/1/2023	\$8,307.84
* MARSHALL, PEARL M	DE PRIEST	7/3/2023	7.69	6/18/2023	\$11,921.40
* MCCLURE, REGINA BEATRICE	C-W SPEC SVCS SUP	7/3/2023	22.90	6/18/2023	\$56,312.88
* MCMURTRY, KATHY RENEE	LELAND	7/3/2023	25.87	6/18/2023	\$56,249.52
* MEDINA, XOCHITL	L.E.A.R.N. - SOUTH CHICAGO	7/3/2023	20.57	2/11/2023	\$33,948.96
* PAZ, FRANKLIN EMIRO	RUIZ	7/3/2023	18.81	6/18/2023	\$41,641.68
* SIMON, DONN ALAN	PHOENIX MIL ACAD	7/1/2023	20.03	6/18/2023	\$41,593.68
* SINGLETON, DENISE	GWENDOLYN BROOKS	7/3/2023	24.48	6/18/2023	\$56,045.40
* WALSH, DANIEL E	C-W EDUC GENERAL	7/3/2023	1.03	7/1/2023	\$2,212.08
* ZUCKER, DEBRA SUE	LOCKE	7/3/2023	33.24	6/18/2023	\$72,743.16
Count of Reciprocal Retirement Pensions:		22			
Total Pensions:		\$844,574.52			
Average Pension:		\$38,389.75			
Average Service Years:		17.65			

PENSIONS FINALIZED 07/01/2023-07/31/2023						
NAME OF MEMBER	SCHOOL OR FINAL STATUS	RET. EFFECTIVE DATE	1ST CHECK DATE	YEARS OF SERVICE	MONTH FINALIZED	ANNUAL PENSION
AMADOR, LAURA E	C-W EDUC GENERAL	12/2/2021	5/2/2022	13.70	7/6/2023	\$12,371.64
ANDALCIO, JUNE M	LASALLE LANG ACAD	6/3/2023	7/3/2023	16.19	7/13/2023	\$33,375.12
BLOCK, EVDOKIA KATHLEEN	CHASE	6/19/2023	7/3/2023	27.03	7/13/2023	\$74,790.72
BROWN, EVIE DELISA	TILTON	4/9/2023	5/1/2023	33.92	7/19/2023	\$83,316.60
BUDZYNSKI, RICHARD L	GRAY	5/9/2021	9/1/2022	13.42	7/31/2023	\$16,591.44
CADE, JERRY LEE	C-W SPEC SVC IN/A	11/26/2022	12/1/2022	10.37	7/27/2023	\$27,361.56
CAMPOS, MARIA TERESA	LOZANO BILINGUAL	2/26/2023	3/1/2023	21.26	7/10/2023	\$78,921.60
CANNELLA, SALVATORE JOSEPH	SWIFT	7/31/2022	9/1/2022	32.64	7/10/2023	\$79,525.56
COMRIE, ERIC	BOGAN TECH H S	8/6/2019	3/1/2023	8.47	7/26/2023	\$14,822.16
COOK, SYLVIA LORRAINE	C-W EDUC GENERAL	6/22/2022	9/1/2022	18.30	7/17/2023	\$12,833.28
DU, ANDY	ROOSEVELT H S	4/20/2021	2/1/2023	24.85	7/25/2023	\$47,058.12
DUEÑAS, ALMA A	MARIANO AZUELA ELEM SCHOOL	6/19/2022	3/1/2023	6.97	7/26/2023	\$11,834.40
ENRIGHT, MARY S	HURLEY	1/5/2023	2/1/2023	11.17	7/5/2023	\$19,611.36
GARCIA-GRAHAM, ELVIA LAURA	SPRY	8/14/2022	12/1/2022	37.92	7/17/2023	\$124,035.36
GILSON, KATHLEEN ALICE	SUMNER	12/9/2022	1/1/2023	19.78	7/11/2023	\$40,884.96
GOULD, LAUREN R	YOUNG	1/1/2023	2/1/2023	27.37	7/5/2023	\$67,214.04
HEBERT, DEANNA W	OTIS	8/4/2022	11/1/2022	29.28	7/19/2023	\$68,938.08
HENDERSON, ELIZABETH	SPENCER	7/18/2022	11/1/2022	17.69	7/26/2023	\$33,186.00
HENDRIX, PATRICIA D	BOGAN TECH H S	6/2/2022	11/1/2022	16.50	7/17/2023	\$14,955.72
HERNANDEZ, ZAIDA MARIA	JUNGMAN	7/6/2021	11/1/2022	26.93	7/25/2023	\$87,906.84
JAN, HAJDUK E.	C-W EDUC GENERAL	8/8/2022	12/1/2022	11.79	7/27/2023	\$8,288.16
JONAS, HELEN IRENE	ROSENWLD-CARROLL	6/5/2021	10/1/2021	14.93	7/19/2023	\$20,025.72
KARDATZKE, FREDERICK J	SOUTH CHICAGO COM	8/12/2022	11/1/2022	11.38	7/10/2023	\$14,236.80
KASAL, ANA D	CLEMENTE COMM ACA	6/7/2022	11/1/2022	23.63	7/25/2023	\$60,827.40
MALECKE, KATHRYN MICHELLE	HANSON PARK	3/12/2023	5/1/2023	33.96	7/10/2023	\$84,863.52
MCCONNELL, BITOY	NORTH-GRAND H.S.	1/1/2023	2/1/2023	25.24	7/25/2023	\$28,468.32
MORRISON, ELISABETH SHAW	KELLY H S	11/17/2022	12/1/2022	21.99	7/25/2023	\$52,713.12
MORROW, REGINA L	HAUGAN	12/21/2020	5/2/2022	8.13	7/19/2023	\$4,858.92

PENSIONS FINALIZED 07/01/2023-07/31/2023		RET.				
NAME OF MEMBER	SCHOOL OR FINAL STATUS	EFFECTIVE DATE	1ST CHECK DATE	YEARS OF SERVICE	MONTH FINALIZED	ANNUAL PENSION
MUKARRAM, SALIK	C-W EDUC GENERAL	1/24/2023	2/1/2023	27.46	7/17/2023	\$83,571.00
MURPHY, MICHAEL SEAN	LYON	3/12/2023	5/1/2023	35.83	7/13/2023	\$80,159.40
MURRY, LOIS MARIE	C-W EDUC GENERAL	6/15/2022	1/3/2023	17.80	7/19/2023	\$18,329.04
NEPOMUCENO-BEDNARZ, MARIE E	BRONZEVILLE ALT ACADEMIC	1/4/2022	3/1/2022	10.72	7/3/2023	\$12,080.40
NEWSOM, TINA MARIE	SULLIVAN SPECIALT	1/16/2022	4/1/2022	25.09	7/20/2023	\$52,409.28
NICHOLS, PETER JOHN	SPRY COMM LINKS H	1/7/2022	12/1/2022	22.28	7/26/2023	\$44,404.56
PALMER, MAUREEN D	C-W EDUC GENERAL	5/8/2022	7/1/2022	2.67	7/21/2023	\$6,148.80
RILEY, MARQUE BRENT	C-W EDUC GENERAL	6/10/2022	11/1/2022	31.30	7/19/2023	\$64,782.48
ROBINSON, DARRYL C	C-W EDUC GENERAL	3/1/2023	5/1/2023	8.85	7/3/2023	\$3,362.40
RUSZEL, CATHY STEPHANIE	THORP O A ACAD	8/14/2022	12/1/2022	31.78	7/10/2023	\$78,896.76
SASENICK, FRANCES BARBARA	CLEVELAND	7/1/2022	12/1/2022	22.45	7/27/2023	\$34,523.40
SCHAVOCKY, WENDEE DESENT	REINBERG	12/4/2022	1/3/2023	30.76	7/25/2023	\$73,646.04
SHAVITZ, LAWRENCE P	UNKNOWN	6/9/2022	10/3/2022	2.57	7/25/2023	\$5,050.92
SULLIVAN, JUDITH L.	HUBBARD H S	11/6/2022	2/1/2023	9.19	7/10/2023	\$13,885.44
TERRY, MARQUETTA D	C-W SPEC SVCS SUP	7/31/2021	12/1/2021	32.95	7/27/2023	\$80,028.72
TIBBS, CARLOS E	SUB TEACHER POSTAL	4/1/2021	10/1/2021	4.55	7/25/2023	\$7,845.96
TKACZ, ANDRZEJ	KENNEDY H S	6/18/2023	7/1/2023	25.26	7/13/2023	\$57,967.44
TWARDZIK, ROBERT S	DE PRIEST	9/19/2021	3/1/2022	12.01	7/25/2023	\$11,140.44
WARD, DEBORAH A.	C-W SPEC SVCS SUP	1/1/2022	3/1/2022	9.35	7/3/2023	\$19,571.88
WEININGER, MARCIA A	UNKNOWN	4/30/2022	12/1/2022	8.43	7/5/2023	\$3,985.68
YONAN, JOANNE SUE	LAKE VIEW H S	4/23/2023	5/1/2023	25.51	7/17/2023	\$63,437.52
YOUNGBERG, IVETTE R	OCTAVIO PAZ	9/30/2021	4/3/2023	9.20	7/10/2023	\$11,044.20
Count of Pensions Finalized	50					
Total Pensions:	\$2,050,088.28					
Average Pension:	\$41,001.77					
Average Service Years:	19.42					

SURVIVORS PENSIONS

SURVIVORS PENSIONS NAME OF MEMBER 07/01/2023-07/31/2023	SPOUSE	1ST CHECK DATE	YEARS OF SERVICE	RET. EFFECTIVE DATE	PENSION AMOUNT
ABRAHAMSON, PERLE	WIFE OF IRVING ABRAHAMSON	7/3/2023	10.00	12/1/2022	\$11,263.80
ALVAREZ ABONCE, MOISES	HUSBAND OF MARTHA ALVAREZ-CHAVEZ	7/3/2023	25.33	2/1/2023	\$30,631.08
ARULDOSS, RAJAM	WIFE OF ARUMUGAM M ARULDOSS	7/3/2023	14.90	2/1/2023	\$17,268.60
BENCICS, EDITH J	WIFE OF LESLIE F BENCICS	7/3/2023	38.30	5/1/2023	\$48,154.44
BONADURER, RONALD	HUSBAND OF JODI A BONADURER	7/3/2023	15.25	10/30/2022	\$16,574.88
CALEP, FRANK	HUSBAND OF MATTIE D CALEP	7/1/2023	31.10	1/1/2023	\$29,359.80
CANFIELD, NORALYN KAREN	WIFE OF JOHN B CANFIELD	7/3/2023	1.00	1/1/2023	\$918.72
CHAVEZ DE MACIAS, ROSA MARIA	WIFE OF JOSE R MACIAS	7/1/2023	16.60	3/1/2022	\$13,189.80
COOK, SHIRLEY A	WIFE OF WILLIE LEO COOK	7/3/2023	17.38	10/1/2022	\$19,726.56
COURIS, JUDITH L	WIFE OF MATTHEW COURIS	7/3/2023	36.00	4/1/2023	\$43,040.52
DIAS, CHRISTOBEL MARINA	WIFE OF JULIAN P DIAS	7/3/2023	16.40	3/1/2023	\$21,375.96
DIAZ JR, ISRAEL	HUSBAND OF MARGARITA DIAZ	7/3/2023	23.60	2/13/2023	\$27,091.56
DLUGOPOLSKI, JOYCE A.	WIFE OF EDWARD DLUGOPOLSKI	7/1/2023	1.00	3/1/2023	\$681.36
ELLIOTT, EDDIE	HUSBAND OF MARY ELLIOTT	7/3/2023	21.10	5/1/2023	\$7,249.68
GOLDBERG, MARGARET S	WIFE OF THEODORE M GOLDBERG	7/3/2023	36.90	5/1/2023	\$12,049.92
GONZALEZ, CAMILO A.	HUSBAND OF DAMNIA G GONZALEZ	7/3/2023	11.50	10/1/2022	\$6,111.84
HOPPE, EDWARD F.	HUSBAND OF ROSA A CARO-HOPPE	7/3/2023	26.10	5/1/2023	\$26,395.44
KELLY, ROSE MARIE	WIFE OF BERNARD J KELLY	7/3/2023	38.00	12/1/2022	\$44,438.88
KRAJEWSKI, HELEN	WIFE OF GERALD A KRAJEWSKI	7/3/2023	37.88	3/1/2023	\$43,456.92
KREMSNER, FRANK L	HUSBAND OF SHIRLEY M KREMSNER	7/3/2023	39.70	9/1/2022	\$33,596.64
LOMAX, JOHNNIE	HUSBAND OF CLAUDETTE LOMAX	7/3/2023	34.10	3/1/2023	\$33,633.48
MATURANA, LUIS A	HUSBAND OF ROSE M MATURANA	7/3/2023	32.40	2/1/2023	\$53,435.88
MCMORRIS JR, THEODORE	HUSBAND OF BENNIE D MCMORRIS	7/3/2023	36.90	2/1/2023	\$42,316.80
MOON, CHO HOON	HUSBAND OF SO YOUNG MOON	7/3/2023	35.04	11/1/2022	\$46,657.56
NEE, MARY MARGARET	WIFE OF DUDLEY W NEE	7/3/2023	39.70	5/1/2023	\$57,641.16
NEIKRUG, MICHAEL E	HUSBAND OF GAYLA MAE NEIKRUG	7/3/2023	30.71	4/1/2023	\$40,403.64

SURVIVORS PENSIONS NAME OF MEMBER 07/01/2023-07/31/2023		1ST CHECK DATE	YEARS OF SERVICE	RET. EFFECTIVE DATE	PENSION AMOUNT
OLSEN, GLORIA H	WIFE OF ROBERT A OLSEN	7/3/2023	38.00	4/1/2023	\$42,972.12
POLS, DONNA S	WIFE OF MICHAEL D POLS	7/3/2023	33.90	6/1/2023	\$41,606.40
ROLAND-BUNTON, HATTIE MJ	WIFE OF WILLIAM LEE BUNTON JR	7/3/2023	32.25	11/1/2022	\$31,345.44
SIMMONS, DARRON I	HUSBAND OF JARITA SIMMONS	7/3/2023	10.78	8/17/2021	\$9,814.56
STARNICKY, JOYCE ANN	WIFE OF THOMAS J STARNICKY	7/3/2023	41.90	4/1/2023	\$63,095.16
SUTALO, DRAGO	HUSBAND OF MARTHA MARIE SUTALO	7/3/2023	18.03	4/1/2023	\$21,789.60
TAMAS, ETHAN DANIEL	SON OF ALICIA TAMAS	7/1/2023	21.59	3/10/2022	\$11,856.24
WARE, BENJAMIN	HUSBAND OF MARILYN WARE	7/3/2023	29.38	6/1/2023	\$35,688.12
WESOLOWSKI, ANDREA E.	WIFE OF ANTONI E WESOLOWSKI	7/3/2023	5.40	6/1/2023	\$5,272.08
WITT, AUGUSTINE	WIFE OF MARTIN WITT	7/3/2023	36.60	12/1/2022	\$47,845.44
YE, LU JING	WIFE OF YOUNG J KIM	7/3/2023	12.50	1/1/2023	\$7,639.08

Count of Survivors**Pensions: 37****Total Survivors Pensions: \$1,045,589.16****Average Pension: \$28,259.17****Average Service Years: 25.60**

SUMMARY OF PENSIONS GRANTED

07/01/23-7/31/23

	This meeting	Fiscal Year
Pensions	108	108
Reciprocal	22	22
Survivor	37	37
Reversionary	0	0
Finalized	50	50

OUTSIDE TIME

NAME OF MEMBER	EMPLOYER	OUTSIDE TIME	SERVICE
Santo Barr	C-W Educ Gen.	2.0	
Faren D'Abell	Carver Prim	0.5000	
Faren D'Abell	Carver Prim	2.9000	
Catherine French	Sauganash	1.0000	
Amy Hank	Steinmetz	3.0000	
Gwen Kasper-Couty	Sabin Magnet	5.1000	
Fern Katz	Roosevelt	2.0000	
Daniel Michmerhuizen	Juarez	7.0314	
Keith Plum	Roosevelt	4.0000	
Amy Pouba	Kipp Ascend Charter	1.0000	

DEATH BENEFITS

The Committee on Claims and Service Credits reported that documents pertaining to claims for death benefits were examined and verified, and recommends approval of the claims listed below.

Single Payment of Death Benefit 07/01/23 - 07/31/23 Deceased Member			Beneficiary	Amount
Single Payment of Death Benefit				
ADLER, CARL H			EVA E. ADLER	\$2,500.00
ARNOLD, BETTY A			MARY ELLEN LAWRENZ	\$5,000.00
ARSHONSKY, LARRY A			ILENE HELEN ARSHONSKY	\$5,000.00
ASHLEY, PETRINE C			GAROLD W. ASHLEY	\$5,000.00
BALLARD, VICKI LESTER			DEBORAH D BENFORD	\$2,500.00
BATES, ALLAN C			LAURA R BATES	\$5,000.00
BENCICS, LESLIE F			JULIE BENCICS YANEZ	\$1,666.67
BOYLAN, JOMARIE C			BRIAN M BOYLAN	\$2,500.00
BRINEGAR, ANNA D			KATHLEEN B COWAN	\$2,500.00
BROCKER, JOHANNA SCANLAN			ESTATE OF JOHANNA BROCKER	\$5,000.00
BROWN, LILLIE M			CHRISTINE WARREN	\$1,250.00
BRYAN, EILEEN M			CTPF (TO OFFSET OVRPYMT)	\$3,118.42
BUMPERS, ELIZABETH			KENT S BUMPERS	\$1,250.00
BURAK, FLORENCE L			VIVIAN MARSHA BURAK	\$2,500.00
BUTLER, FLORENCIA			NORMA BUTLER-JUAREZ	\$10,000.00
CARLTON, VELMA TEAN			DEVON SIMONNE CARLTON	\$5,000.00
CARTER, MARGARET			CTPF (TO OFFSET OVRPYMT)	\$5,000.00
CONROY, DOROTHY A			KATHLEEN STEED	\$2,500.00
CROWE, GWENDOLYN DELORIS			ANGELA D MARTINS	\$5,000.00
CRYSTAL, DOROTHY			BETH LOWENSTERN	\$2,500.00
CYRIAQUE, CAROLYN M			HOSEA A GIOVANNI	\$5,000.00
CYSEWSKI, TESSIE M			CYTHINA A CYSEWSKI	\$833.34
DAVIS, JOHN B			DARRYL D DAVIS	\$5,000.00
DAVIS, WALTON			VICTORIA A. HAYS	\$1,666.66
DE PARA, ISABEL M			MARIA D MALO	\$1,250.00
DIAZ, HILDA M			OFELIA M URIBE	\$2,500.00

Single Payment of Death Benefit 07/01/23 - 07/31/23 Deceased Member			Beneficiary		Amount
FIELDS, LAURA N			ROGER EDWARD SMITH		\$2,500.00
FOWLER-CLARK, ELVA B			WILLIE L CLARK		\$1,250.00
GAWRONSKI, GREGORY			MILTON HENRY WILSON		\$2,500.00
GOLLMAN, RONNA			ANDREA S COHEN		\$5,000.00
GUNDERSON, BARBARA A			KEITH A GUNDERSON		\$5,000.00
GUSLAND, JUDITH S			WENDI K SVITAK		\$5,000.00
HERNANDEZ, LEYLA F			ALFONSO HERNANDEZ		\$3,333.34
HORIN, GRACE			PATRICIA MARZULLO		\$5,000.00
ISMAEL, ANN SHARON			ANN S ISMAEL LIVING TRUST		\$5,000.00
JACKSON, LAVERNE B			JANICE E JACKSON		\$5,000.00
JAMES, KENNIE M			CTPF (TO OFFSET OVRPYMT)		\$2,929.80
JONES, ANGEL			MISSY JONES		\$10,000.00
KARAKOURTIS, KATHERINE			DEMETRA CHRONIS		\$5,000.00
KIRBY, JENNIE W			GEORGE E KIRBY		\$1,666.67
KORES, PATRICIA			LAUREN M MCCLAUGHRY		\$5,000.00
LOCKETT, DOROTHY M			BRANDON TYRONE LOCKETT		\$4,000.00
LYNCH, MARGARET A			EILEEN THERESE BRYNDA		\$1,000.00
MALLET, ROSEMARYE			ALICIA MARIE MALLET		\$5,000.00
MARSHALL, MARVIN W			ERIC MARSHALL		\$5,000.00
MCCORD, DEBRA DIANE			LEE A MCCORD		\$5,000.00
MC FARLAND, ODELL			BLANCHE ELIZABETH MCFARLAND		\$5,000.00
MCGRATH, RITA M			KATHY MCGRATH		\$2,500.00
MEEHAN, THOMAS ANTHONY			THOMAS ANTHONY MEEHAN III		\$10,000.00
MEYERS, ENID GAIL			KENNETH LAWRENCE MEYERS		\$5,000.00
MILLER, MONA THOMPSON			CTPF		\$5,000.00
MITCHEM, MARGUERITE			RITA L MITCHEM		\$2,500.00
MONTEZDEOCA, SUSAN			RACHEL MONTES DE OCA		\$439.67
MORRIS, DOMINIC J			MARGARET I MORRIS		\$5,000.00
MULVEY, KATHRYN F			ELIZABETH A MULVEY		\$1,666.67
MYERS, PATRICE			VICTORIA J WATERS		\$10,000.00
NAVAS, GAMALIEL			AMANDA CASTANEDA		\$3,333.34
NELSON, JANIE			ERICA ANTHONY		\$5,000.00

Single Payment of Death Benefit 07/01/23 - 07/31/23 Deceased Member			Beneficiary		Amount
RICHMAN, ANN M			MARLA RICHMAN HOFER		\$3,333.33
ROBERTS, ERICA			ALEXANDER RICHARD KAGNO		\$3,300.00
ROBINSON, PHILIP E			CTPF		\$5,000.00
RODRIGUEZ, ROSARIO			JOANN J JOHNSON		\$5,000.00
RONE, FRANK HERBERT			NICOLE PILATE		\$5,000.00
SCHMIT, KARL O			MARK LEE SCHMIT		\$2,500.00
SCOTT, DOROTHY J			REGINALD SCOTT		\$5,000.00
SHURAN, ANDREW W			NANCY SCHNEEBERGER		\$5,000.00
SIMS, BARBARA A			CTPF (TO OFFSET OVRPYMT)		\$5,000.00
SLAVENSKY-LINKE, SONIA W			RAEL SLAVENSKY		\$2,500.00
SOLTYSINSKI, JACQUELINE K			SUSAN M TOMASSON		\$2,500.00
SOUTER, CLARYS			JOHN SOUTER		\$1,666.66
STONE, ROBERT L			BARBARA JEANNE STONE FRETWELL		\$5,000.00
THARPE, BENNYE J			LOTHAIR EATON		\$5,000.00
WESSON, ERMA M			KIMBERLY WESSON		\$5,000.00
WILKES, RONALD J			DANIEL R WILKES		\$5,000.00
WILLIAMS, BENJAMIN B			KITT WILLIAMS MILLER		\$2,500.00
WILLIAMS, PEARLIE A			CTPF (TO OFFSET OVRPYMT)		\$5,000.00
YAMAUCHI, ELLEN T			RAYMIE C YAMAUCHI		\$5,000.00
Total					\$308,954.57
Refund of Contributions					
BALDWIN, STEPHANIE MONIQUE			LISA ARMSTRONG-WILLIAMS		\$630.52
BUTLER, FLORENCIA			NORMA BUTLER-JUAREZ		\$145,087.74
HEFFERNAN, DEIRDRE M			COLIN B HEFFERNAN		\$5,254.02
JONES, ANGEL			MISSY JONES		\$37,876.94
MEEHAN, THOMAS ANTHONY			THOMAS ANTHONY MEEHAN III		\$90,884.13
MYERS, PATRICE			VICTORIA J WATERS		\$30,278.19
Total					\$310,011.54
Grand Total of All Death Benefits					\$618,966.11

REFUNDS 07/01/2023-07/31/2023

Refunds 7/01/2023-07/31/2023	Member	Refund Amount
Survivor Contributions		
	ANDERS, LAURA	\$395.72
	BARTLETT, DOUGLAS WILLIAM	\$17,456.23
	BRANDT, PAMELA SUSAN	\$373.82
	CONEY, VICTORIA ANN	\$60.93
	DIXON, BRENDA M	\$2,201.61
	EDDINGS, JANICE MARIE	\$3,130.88
	FLAHERTY, PAUL J.	\$2,758.87
	GROZIAK, SUSAN MARIE	\$17,514.59
	HANYZEWSKI, GERALD	\$16,772.21
	HERNANDEZ, PATRICIA ISELA	\$109.48
	HUDSON, ADRIENNE	\$16,214.67
	JACKSON, PHILLIP ALAN	\$7,091.23
	KARLICIC, VESNA	\$7,759.55
	KENNEDY, DENISE	\$2.28
	LOVE, SYLVIA DIANE	\$2,878.26
	MAGANA, ALMA OLIVIA	\$22,267.69
	MALECKE, KATHRYN MICHELLE	\$10.84
	SCOTese, ANITA LINDLEY	\$5.04
	SIMMONS, SHARON ANN	\$18,084.83
	SIMS, JERROLD COLEMAN	\$4,640.39
	SOPHIER, RENEE LYNN	\$1.41
	WARD, DEBORAH A.	\$364.71
Total		\$140,095.24

Refunds 7/01/2023-07/31/2023	Member	Refund Amount
2.2 Excess Contributions	COLEMAN, PAMELA ANNE	\$5,738.73
	HAWK, DAWN PRATHER	\$7,641.30
	HERMANAS, ALGIS EMILIS	\$2,793.32
	KENNER, JOYCE DORSEY	\$6,989.34
	MCDOWELL-STOKES, YOLANDA RENEE	\$3,700.10
	SMITH, BEVERLY SCOTT	\$4,662.66
	TRIMM, YVONNE CLEO	\$7,077.78
Total		\$38,603.23
Contract Refund	DAHL, JILL CHRISTINE	\$1,964.26
	PERALTA, JAIME VICTOR	\$8,249.28
	SULLIVAN, CHRISTINE ANN	\$2,185.75
	SULLIVAN, CHRISTINE ANN	\$706.42
Total		\$13,105.71
Contract Overpayment	BATTISTONI, SUSAN M	\$19.75
	BELSER, CAROL JEAN	\$1,378.39
	CHICO, CYNTHIA CECILIA	\$2,905.62
	HERNANDEZ, LETICIA	\$5,684.24
	JONAS, HELEN IRENE	\$1,965.02
	LAI-GALLAGHER, NANCY	\$4,843.52
	MEDINA, XOCHITL	\$3,987.84
	MOLARO DIAZ, MIRANDA M	\$138.76
	NAYVELT, ELEONOR VICTORIA	\$1,755.25
	RIVERA, MYRTA LUZ	\$5,489.97
	SCHUBERTH, ROBERT FRANCIS	\$4,588.78
	TRIPLETT, KEVIN L	\$5.80
Total		\$32,762.94
Excess Contributions	MAGANA, ALMA OLIVIA	\$22.48
	MOY, PAMELA SUI SAN	\$10.38
Total		\$32.86

Refunds 7/01/2023-07/31/2023	Member	Refund Amount
	ADJETEY, PATRICIA K.	\$9,177.84
	BARBAKOFF, CARRIE P	\$2,112.84
	BEIK, KHOSRO A	\$5,722.38
	CAMBRON OSNAYA, JULIO U.	\$8,419.71
	CHUKWUDEBE, VICTOR	\$16,227.72
	CHURCH, LILIANA	\$20,278.33
	DANRIDGE, VERNON P	\$60,931.35
	DAVIS, REVA	\$11,959.50
	EMERY, MARIA I.	\$10,693.08
	ERRERA, CONSUELO	\$22,267.48
	FALWELL, SUSAN Y.	\$21,556.30
	GARCIA DE LAS BAY, MARIA J	\$7,364.07
	GREEN, PATRICIA M	\$3,663.47
	HARRISON, DERRICK WILL	\$4,199.78
	HERRINGTON, ALEXANDRA	\$24,447.44
	HORTON, DARYLYNN S	\$3,531.66
	JOHNSON, CANDICE K.	\$4,558.44
	JUDE, COURTNEY	\$7,711.41
	KING, ASHLEY N	\$37,570.73
	KINNEY, SARA	\$33,438.05
	KLIMKIEWICZ, RENEE	\$45,983.35
	KORNI, SARENA	\$25,586.88
	LEBLANC, BILLY R	\$4,315.36
	LINDSEY, KELLY	\$83,858.53
	LIPUT, CASSANDRA M	\$24,494.98
	LUKE, WALTER	\$3,384.51
	MANLEY, MELISSA	\$18,481.93
	MARQUEZ, JUANITA E	\$27,447.58
	MOOREHEAD, CARISSA	\$18,801.89
	MOY, PAMELA SUI SAN	\$84,420.34
	NEELEY, AMANDA ROSE	\$56,471.30
	NEWCOMB, GENE W.	\$6,387.68
	PIRKLE, MATTHEW	\$4,959.53
	PRITCHARD, FAITH M.	\$21,715.30
	PUMA, ELIZABETH M	\$15,479.84

Refunds 7/01/2023-07/31/2023	Member	Refund Amount
	REESE, DANYEIL LYNN	\$15,934.47
	ROZIER, TIFFANY	\$33,910.55
	RUDY, BROOKS	\$13,858.57
	SIMS, KAYLA M	\$9,846.98
	SPYRA, JACQUELINE R.	\$35,603.99
	WAFFORD, MARVIN	\$4,425.08
	WALLIN, BENJAMIN	\$26,120.89
	WILSON, MADDONNA C	\$12,778.70
Total		\$910,099.81
Grand Total of All Refunds		\$1,134,699.79

INVESTMENT COMMITTEE REPORTS

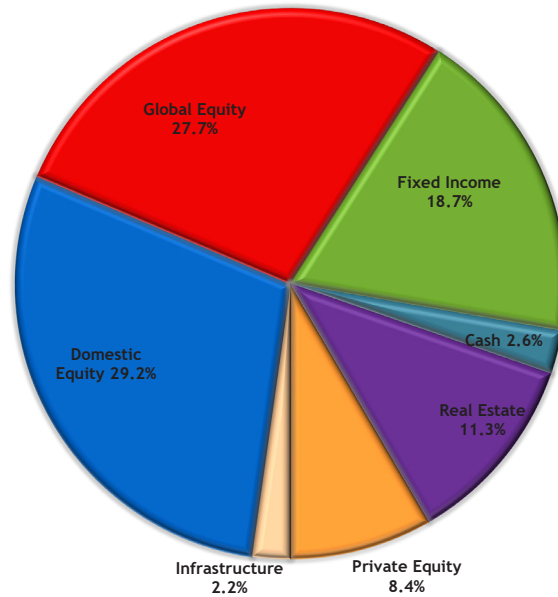
Chicago Teachers' Pension Fund
Asset Allocation Summary
(in millions of dollars)
Reporting for the Period ending June 30, 2023

	\$ Millions	% of Fund
Domestic Equity	\$ 3,469.4	29.2%
Global Equity	\$ 3,292.9	27.7%
Fixed Income	\$ 2,218.5	18.7%
Cash	\$ 306.0	2.6%
Real Estate	\$ 1,348.8	11.3%
Private Equity	\$ 995.6	8.4%
Infrastructure	\$ 263.7	2.2%
Grand Total	\$ 11,895.0	100.0%

	Allocation Actual	Policy Target	Difference	Allowable Range
Domestic Equity	29.2%	30.5%	-1.33%	+/- 2
Global Equity	27.7%	30.5%	-2.82%	+/- 5
Fixed Income & Cash	21.2%	23.0%	-1.78%	+/- 5
Real Estate	11.3%	9.0%	2.34%	+/- 2
Private Equity	8.4%	5.0%	3.37%	+/- 2
Infrastructure	2.2%	2.0%	0.22%	+/- 2
	100.0%	100.0%		

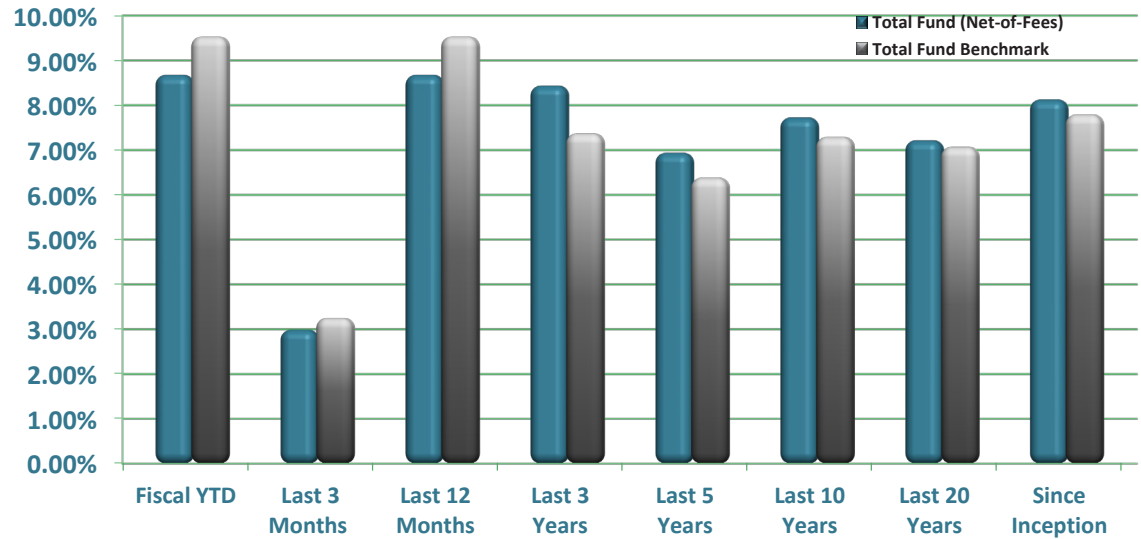
Note: Percentages may not add up due to rounding

Asset Allocation



Chicago Teachers' Pension Fund
Total Fund Performance (Net-of-Fees)
 Reporting for the Period ending June 30, 2023

	Fiscal YTD	Last 3 Months	Last 12 Months	Last 3 Years	Last 5 Years	Last 10 Years	Last 20 Years	Since Inception (January, 1991)
Total Fund (Net-of-Fees)	8.68%	2.99%	8.68%	8.44%	6.94%	7.73%	7.22%	8.13%
Total Fund Benchmark	9.53%	3.25%	9.53%	7.37%	6.38%	7.29%	7.07%	7.79%



The Total Fund Benchmark is comprised of a blend of benchmarks representing the current Asset Allocation.

3
(Investment Summary Report)

Chicago Teachers' Pension Fund
Investment Manager Performance Report
Asset Class Summary | Gross-of-Fees

Reporting for the Period ending June 30, 2023

	Fiscal YTD Ending	3 Months Ending	12 Months Ending	3 Years Ending	5 Years Ending	10 Years Ending	Since Inception	Inception Date
	<u>6/30/2023</u>	<u>6/30/2023</u>	<u>6/30/2023</u>	<u>6/30/2023</u>	<u>6/30/2023</u>	<u>6/30/2023</u>	<u>Inception</u>	<u>Date</u>
DOMESTIC EQUITY								
Gross-of-Fees	18.87%	8.06%	18.87%	13.90%	11.31%	12.31%	10.55%	4/1990
Domestic Equity Benchmark	18.95%	8.39%	18.95%	13.89%	11.39%	12.34%	10.36%	
GLOBAL EQUITY								
Gross-of-Fees	16.54%	3.15%	16.54%	8.33%	4.67%	6.06%	6.90%	1/1996
Global Equity Benchmark	12.47%	2.38%	12.47%	9.93%	2.39%	3.95%	4.76%	
FIXED INCOME								
Gross-of-Fees	-0.27%	-0.58%	-0.27%	-3.51%	1.17%	1.95%	5.22%	1/1991
Fixed Income Benchmark	-0.94%	-0.84%	-0.94%	-3.96%	0.77%	1.52%	4.99%	
REAL ESTATE								
Gross-of-Fees	-4.11%	-2.36%	-4.11%	12.44%	9.41%	10.33%	8.18%	1/2002
NFI-ODCE Value Weight Net	-10.73%	-2.88%	-10.73%	7.04%	5.56%	7.77%	6.77%	
PRIVATE EQUITY								
Gross-of-Fees	-1.07%	3.14%	-1.07%	26.25%	18.26%	15.73%	11.16%	1/2002
INFRASTRUCTURE								
Gross-of-Fees	10.55%	3.24%	10.55%	15.96%	14.18%	10.44%	9.36%	11/2008
Infrastructure Benchmark	-1.29%	-0.58%	-1.29%	6.72%	4.81%	5.89%	6.56%	

Mercer provided Gross Return data 1990-2010 and Net Return data 2002-2010.
Therefore, account Gross and Net Return inception dates may differ. Callan
provided data 2010 to present.

Chicago Teachers' Pension Fund								
Investment Manager Performance Report								
Domestic Equity Gross-of-Fees								
Reporting for the Period ending June 30, 2023								
	Fiscal YTD Ending	3 Months Ending	12 Months Ending	3 Years Ending	5 Years Ending	10 Years Ending	Since Inception	Inception Date
	<u>6/30/2023</u>	<u>6/30/2023</u>	<u>6/30/2023</u>	<u>6/30/2023</u>	<u>6/30/2023</u>	<u>6/30/2023</u>	<u>Inception</u>	<u>Date</u>
DOMESTIC EQUITY								4/1990
Gross-of-Fees	18.87%	8.06%	18.87%	13.90%	11.31%	12.31%	10.55%	
Domestic Equity Benchmark	18.95%	8.39%	18.95%	13.89%	11.39%	12.34%	10.36%	
Rhumblin Rsl 1000 LCC^M								6/2007
Gross-of-Fees	18.97%	8.42%	18.97%	14.11%	11.89%	12.58%	9.02%	
Russell 1000 Index	19.36%	8.58%	19.36%	14.09%	11.92%	12.64%	8.98%	
Rhumblin Rsl 1000 LCG^M								9/2017
Gross-of-Fees	27.22%	12.72%	27.22%	14.05%	15.25%	N/A	16.03%	
Russell 1000 Growth Index	27.11%	12.81%	27.11%	13.73%	15.14%	15.74%	15.94%	
Rhumblin LCV^M								12/2021
Gross-of-Fees	10.84%	10.84%	N/A	N/A	N/A	N/A	-2.28%	
Russell 1000 Value Index	11.54%	4.07%	11.54%	14.30%	8.11%	9.22%	-1.88%	

^M = Minority Manager

(Domestic Equity continued on next page)

Mercer provided Gross Return data 1990-2010 and Net Return data 2002-2010. Therefore, account Gross and Net Return inception dates may differ. Callan provided data 2010 to present.

Chicago Teachers' Pension Fund								
Investment Manager Performance Report								
Domestic Equity Gross-of-Fees								
Reporting for the Period ending June 30, 2023								
	Fiscal YTD Ending	3 Months Ending	12 Months Ending	3 Years Ending	5 Years Ending	10 Years Ending	Since Inception	Inception Date
	<u>6/30/2023</u>	<u>6/30/2023</u>	<u>6/30/2023</u>	<u>6/30/2023</u>	<u>6/30/2023</u>	<u>6/30/2023</u>	<u>Inception</u>	<u>Date</u>
DOMESTIC EQUITY								4/1990
Zevenbergen US ACE^M								10/1992
Gross-of-Fees	46.19%	15.55%	46.19%	-2.49%	10.03%	14.48%	11.55%	
Russell 3000 Growth Index	26.60%	12.47%	26.60%	13.24%	14.39%	15.26%	10.11%	
Channing US ACE^{M2}								7/2009
Gross-of-Fees	9.42%	1.54%	9.42%	17.16%	9.26%	10.16%	13.12%	
Russell 3000 Value Index	11.22%	4.03%	11.22%	14.38%	7.79%	9.09%	11.73%	

²Channing US ACE* - As of October, 2011, Channing's mandate was changed from Mid Cap Value (Inception 6/2009) to All Cap Value.

Channing Benchmark reflects Russell Mid Cap Value Index through 9/30/11 and Russell 3000 Value Index thereafter.

³BMO's Benchmark reflects S&P 500 through 12/31/02 and Russell 1000 Value thereafter.

^M = Minority Manager

Mercer provided Gross Return data 1990-2010 and Net Return data 2002-2010.
Therefore, account Gross and Net Return inception dates may differ. Callan
provided data 2010 to present.

Chicago Teachers' Pension Fund								
Investment Manager Performance Report								
Domestic Equity Gross-of-Fees								
Reporting for the Period ending June 30, 2023								
	Fiscal YTD Ending	3 Months Ending	12 Months Ending	3 Years Ending	5 Years Ending	10 Years Ending	Since Inception	Inception Date
	<u>6/30/2023</u>	<u>6/30/2023</u>	<u>6/30/2023</u>	<u>6/30/2023</u>	<u>6/30/2023</u>	<u>6/30/2023</u>	<u>6/30/2023</u>	<u>6/30/2023</u>
DOMESTIC EQUITY								4/1990
(Domestic Equity continued on next page)								
NTGI Structured SCC								1/1991
Gross-of-Fees	11.14%	4.22%	11.14%	13.96%	5.68%	9.48%	11.49%	
Russell 2000 Index	12.31%	5.21%	12.31%	10.82%	4.21%	8.26%	10.03%	
Conestoga SCG								7/2018
Gross-of-Fees	20.08%	5.05%	20.08%	9.43%	N/A	N/A	6.67%	
Russell 2000 Growth Index	18.53%	7.05%	18.53%	6.10%	4.22%	8.83%	2.71%	
Phocas SCV								7/2016
Gross-of-Fees	9.89%	5.00%	9.89%	19.20%	5.56%	N/A	8.59%	
Russell 2000 Value Index	6.01%	3.18%	6.01%	15.43%	3.54%	7.29%	7.70%	

^M = Minority Manager

Mercer provided Gross Return data 1990-2010 and Net Return data 2002-2010. Therefore, account Gross and Net Return inception dates may differ. Callan provided data 2010 to present.

Chicago Teachers' Pension Fund
Investment Manager Performance Report
Global Equity | Gross-of-Fees

Reporting for the Period ending June 30, 2023

	Fiscal YTD Ending	3 Months Ending	12 Months Ending	3 Years Ending	5 Years Ending	10 Years Ending	Since Inception	Inception Date
GLOBAL EQUITY	6/30/2023	6/30/2023	6/30/2023	6/30/2023	6/30/2023	6/30/2023		1/1996
Gross-of-Fees	16.54%	3.15%	16.54%	8.33%	4.67%	6.06%	6.90%	
Global Equity Benchmark	12.47%	2.38%	12.47%	9.93%	2.39%	3.95%	4.76%	
Ariel EAFE ILCV^M								7/2016
Gross-of-Fees	6.32%	1.92%	6.32%	4.47%	3.20%	N/A	4.57%	
MSCI EAFE	18.77%	2.95%	18.77%	8.93%	4.39%	5.41%	6.88%	
Earnest Partners EME^M								3/2013
Gross-of-Fees	9.30%	2.02%	9.30%	10.37%	4.81%	5.16%	3.83%	
MSCI Emerging Markets Index	1.75%	0.90%	1.75%	2.32%	0.93%	2.95%	1.85%	
Earnest Partners ILCE^M								4/2007
Gross-of-Fees	15.04%	3.07%	15.04%	12.56%	5.68%	6.80%	5.96%	
MSCI ACWI ex US Index	12.72%	2.44%	12.72%	7.22%	3.52%	4.75%	2.71%	

^M = Minority Manager

(Global Equity continued on next page)

Mercer provided Gross Return data 1990-2010 and Net Return data 2002-2010.
Therefore, account Gross and Net Return inception dates may differ. Callan
provided data 2010 to present.

Chicago Teachers' Pension Fund								
Investment Manager Performance Report								
Global Equity Gross-of-Fees								
Reporting for the Period ending June 30, 2023								
	Fiscal YTD Ending	3 Months Ending	12 Months Ending	3 Years Ending	5 Years Ending	10 Years Ending	Since Inception	Inception Date
GLOBAL EQUITY	6/30/2023	6/30/2023	6/30/2023	6/30/2023	6/30/2023	6/30/2023		1/1996
Lazard Asset Mgt ILCE⁴								1/2001
Gross-of-Fees	17.22%	4.48%	17.22%	8.51%	3.87%	5.32%	5.60%	
Lazard Benchmark	12.72%	2.44%	12.72%	7.22%	3.52%	4.75%	4.48%	
Morgan Stanley ILCE								4/1995
Gross-of-Fees	20.23%	3.30%	20.23%	7.72%	4.98%	5.75%	8.33%	
MSCI EAFE Index	18.77%	2.95%	18.77%	8.93%	4.39%	5.41%	4.98%	
Leading Edge IE MOM^M								4/2010
Gross-of-Fees	17.56%	3.63%	17.56%	7.65%	3.47%	5.76%	5.44%	
MSCI ACWI ex US Index	12.72%	2.44%	12.72%	7.22%	3.52%	4.75%	4.33%	
DFA ISCV⁵								6/2012
Gross-of-Fees	13.56%	-0.46%	13.56%	12.10%	1.95%	5.97%	7.50%	
MSCI World ex US Small Cap Value	10.58%	0.71%	10.58%	9.79%	1.88%	5.36%	6.71%	

⁴Lazard ILCE Benchmark reflects the MSCI EAFE Index through 6/30/02 and MSCI ACWI ex-US Index thereafter.

⁵DFA transitioned from Domestic Small Cap mandate to International Small Cap mandate in May, 2012.

^M = Minority Manager

(Global Equity continued on next page)

Mercer provided Gross Return data 1990-2010 and Net Return data 2002-2010.
Therefore, account Gross and Net Return inception dates may differ. Callan
provided data 2010 to present.

Chicago Teachers' Pension Fund
Investment Manager Performance Report
Global Equity | Gross-of-Fees

Reporting for the Period ending June 30, 2023

	Fiscal YTD Ending	3 Months Ending	12 Months Ending	3 Years Ending	5 Years Ending	10 Years Ending	Since Inception	Inception Date
GLOBAL EQUITY	<u>6/30/2023</u>	<u>6/30/2023</u>	<u>6/30/2023</u>	<u>6/30/2023</u>	<u>6/30/2023</u>	<u>6/30/2023</u>		1/1996
Strategic Global Adv. EAFE								7/2016
Gross-of-Fees	20.23%	3.43%	20.23%	8.39%	3.33%	N/A	5.99%	
MSCI EAFE Index	18.77%	2.95%	18.77%	8.93%	4.39%	5.41%	6.88%	
William Blair ILCG								2/2010
Gross-of-Fees	17.64%	3.11%	17.64%	5.66%	5.76%	7.08%	7.92%	
MSCI ACWI ex US IMI Growth	12.90%	1.93%	12.90%	4.12%	3.83%	5.65%	5.78%	
William Blair ISCE⁶								4/2007
Gross-of-Fees	18.01%	2.39%	18.01%	2.76%	2.67%	5.80%	4.75%	
William Blair Custom Benchmark	10.60%	1.83%	10.60%	5.21%	2.41%	6.01%	3.15%	

⁶William Blair ISCE benchmark reflects MSCI World ex US SM Cap Index through 5/31/12 and MSCI ACWI ex US Sm Cap Growth Index thereafter.

^M = Minority Manager

Mercer provided Gross Return data 1990-2010 and Net Return data 2002-2010.
Therefore, account Gross and Net Return inception dates may differ. Callan
provided data 2010 to present.

Chicago Teachers' Pension Fund								
Investment Manager Performance Report								
Fixed Income Gross-of-Fees								
Reporting for the Period ending June 30, 2023								
	Fiscal YTD Ending	3 Months Ending	12 Months Ending	3 Years Ending	5 Years Ending	10 Years Ending	Since Inception	Inception Date
	6/30/2023	6/30/2023	6/30/2023	6/30/2023	6/30/2023	6/30/2023	Inception	Date
FIXED INCOME								1/1991
Gross-of-Fees	-0.27%	-0.58%	-0.27%	-3.51%	1.17%	1.95%	5.22%	
Fixed Income Benchmark	-0.94%	-0.84%	-0.94%	-3.96%	0.77%	1.52%	4.99%	
Garcia Hamilton FIC^M								10/2010
Gross-of-Fees	-0.72%	-1.08%	-0.72%	-3.06%	1.09%	2.30%	2.78%	
Bloomberg Aggregate Index	-0.94%	-0.84%	-0.94%	-3.96%	0.77%	1.52%	1.82%	
LM Capital FIC^{M7}								11/2004
Gross-of-Fees	0.25%	-0.50%	0.25%	-2.70%	1.46%	2.13%	3.41%	
Bloomberg Aggregate Index	-0.94%	-0.84%	-0.94%	-3.96%	0.77%	1.52%	2.99%	
Pugh FIC^M								10/2010
Gross-of-Fees	-0.54%	-0.51%	-0.54%	-3.57%	1.15%	1.85%	2.20%	
Bloomberg Aggregate Index	-0.94%	-0.84%	-0.94%	-3.96%	0.77%	1.52%	1.82%	
Ramirez FIC^M								11/2021
Gross-of-Fees	N/A	N/A	N/A	N/A	N/A	N/A	-6.97%	
Bloomberg Aggregate Index	-0.94%	-0.84%	-0.94%	-3.96%	0.77%	1.52%	-7.37%	

⁷LM Capital's mandate was changed from Core to Core Plus on 3/1/13.

^M = Minority Manager

(Fixed Income continued on next page)

Mercer provided Gross Return data 1990-2010 and Net Return data 2002-2010. Therefore, account Gross and Net Return inception dates may differ. Callan provided data 2010 to present.

Chicago Teachers' Pension Fund								
Investment Manager Performance Report								
Fixed Income Gross-of-Fees								
Reporting for the Period ending June 30, 2023								
	Fiscal YTD Ending	3 Months Ending	12 Months Ending	3 Years Ending	5 Years Ending	10 Years Ending	Since Inception	Inception Date
	6/30/2023	6/30/2023	6/30/2023	6/30/2023	6/30/2023	6/30/2023	Inception	Date
FIXED INCOME								1/1991
SSgA Agg Bond Index FI								8/2019
Gross-of-Fees	-1.14%	-0.75%	-1.14%	-4.00%	N/A	N/A	-1.72%	
Bloomberg Aggregate Index	-0.94%	-0.84%	-0.94%	-3.96%	0.77%	1.52%	-1.69%	
WAMCO FICP								2/2003
Gross-of-Fees	0.28%	-0.43%	0.28%	-3.76%	1.28%	2.42%	4.78%	
Bloomberg Aggregate Index	-0.94%	-0.84%	-0.94%	-3.96%	0.77%	1.52%	3.13%	
Wellington Core Bond								8/2019
Gross-of-Fees	-0.41%	-0.46%	-0.41%	-3.79%	N/A	N/A	-1.32%	
Bloomberg Aggregate Index	-0.94%	-0.84%	-0.94%	-3.96%	0.77%	1.52%	-1.69%	

^M = Minority Manager

Mercer provided Gross Return data 1990-2010 and Net Return data 2002-2010. Therefore, account Gross and Net Return inception dates may differ. Callan provided data 2010 to present.

Chicago Teachers' Pension Fund								
Investment Manager Performance Report								
Real Estate, Private Equity & Absolute Return Gross-of-Fees								
Reporting for the Period ending June 30, 2023								
	Fiscal YTD Ending	3 Months Ending	12 Months Ending	3 Years Ending	5 Years Ending	10 Years Ending	Since Inception	Inception Date
	<u>6/30/2023</u>	<u>6/30/2023</u>	<u>6/30/2023</u>	<u>6/30/2023</u>	<u>6/30/2023</u>	<u>6/30/2023</u>	<u>Inception</u>	<u>Date</u>
REAL ESTATE								1/2002
Gross-of-Fees	-4.11%	-2.36%	-4.11%	12.44%	9.41%	10.33%	8.18%	
NFI-ODCE Equal Weight Index ⁸	-10.73%	-2.88%	-10.73%	7.04%	5.56%	7.77%	6.77%	
PRIVATE EQUITY								1/2002
Gross-of-Fees	-1.07%	3.14%	-1.07%	26.25%	18.26%	15.73%	11.16%	

⁸The NFI-ODCE returns are estimated from prior quarter until final results are published.
Returns for Real Estate, Private Equity and Infrastructure are reported on a quarter lag.

Mercer provided Gross Return data 1990-2010 and Net Return data 2002-2010.
Therefore, account Gross and Net Return inception dates may differ. Callan
provided data 2010 to present.

Chicago Teachers' Pension Fund Investment Manager Performance Report Infrastructure Gross-of-Fees Reporting for the Period ending June 30, 2023								
	Fiscal YTD Ending	3 Months Ending	12 Months Ending	3 Years Ending	5 Years Ending	10 Years Ending	Since Inception	Inception Date
	6/30/2023	6/30/2023	6/30/2023	6/30/2023	6/30/2023	6/30/2023	Inception	Date
INFRASTRUCTURE								
Gross-of-Fees	10.55%	3.24%	10.55%	15.96%	14.18%	10.44%	9.36%	11/2008
Infrastructure Benchmark	-1.29%	-0.58%	-1.29%	6.72%	4.81%	5.89%	6.56%	
Brookfield Infra III								
Gross-of-Fees	13.51%	3.99%	13.51%	19.11%	14.59%	N/A	16.24%	11/2016
Infrastructure Benchmark	-1.29%	-0.58%	-1.29%	6.72%	4.81%	5.89%	4.85%	
Brookfield Infra IV								
Gross-of-Fees	15.42%	3.46%	15.42%	22.52%	N/A	N/A	16.40%	11/2016
Infrastructure Benchmark	-1.29%	-0.58%	-1.29%	6.72%	4.81%	5.89%	2.16%	
Brookfield Infra V								
Gross-of-Fees	#N/A	#N/A	#N/A	#N/A	N/A	N/A	#N/A	6/2023
Infrastructure Benchmark	-1.29%	-0.58%	-1.29%	6.72%	4.81%	5.89%	2.55%	
IFM Global Fund								
Gross-of-Fees	10.43%	4.68%	10.43%	12.86%	N/A	N/A	11.21%	11/2019
Infrastructure Benchmark	-1.29%	-0.58%	-1.29%	6.72%	4.81%	5.89%	2.02%	
JLC Infrastructure Fd I								
Gross-of-Fees	23.28%	0.13%	23.28%	12.91%	N/A	N/A	11.62%	1/2020
Infrastructure Benchmark	-1.29%	-0.58%	-1.29%	6.72%	4.81%	5.89%	0.63%	
JP Morgan Infr-OE								
Gross-of-Fees	7.57%	2.92%	7.57%	8.84%	6.82%	6.42%	5.89%	11/2008
Infrastructure Benchmark	-1.29%	-0.58%	-1.29%	6.72%	4.81%	5.89%	6.55%	
Macquarie (MIP V) Infr								
Gross-of-Fees	17.38%	2.30%	17.38%	N/A	N/A	N/A	15.37%	1/2021
Infrastructure Benchmark	-1.29%	-0.58%	-1.29%	6.72%	4.81%	5.89%	3.56%	
Ullico Taxable Fund								
Gross-of-Fees	1.00%	1.00%	2.13%	N/A	N/A	N/A	4.93%	9/2020
Infrastructure Benchmark	-1.29%	-0.58%	-1.29%	6.72%	4.81%	5.89%	6.14%	

Returns for Real Estate, Private Equity and Infrastructure are reported on a quarter lag.

Mercer provided Gross Return data 1990-2010 and Net Return data 2002-2010. Therefore, account Gross and Net Return inception dates may differ. Callan provided data 2010 to present.

Chicago Teachers' Pension Fund								
Investment Manager Performance Report								
Manager of Manager Composite Performance Gross-of-Fees								
Reporting for the Period ending June 30, 2023								
	Fiscal YTD Ending	3 Months Ending	12 Months Ending	3 Years Ending	5 Years Ending	10 Years Ending	Since Inception	Inception Date
	<u>6/30/2023</u>	<u>6/30/2023</u>	<u>6/30/2023</u>	<u>6/30/2023</u>	<u>6/30/2023</u>	<u>6/30/2023</u>	<u>Inception</u>	<u>Date</u>
MANAGER OF MANAGER COMPOSITE								
Attucks Asst Mgmt MOM^{M9}								12/2013
Gross-of-Fees	13.13%	4.66%	13.13%	6.09%	4.38%	N/A	6.02%	
Attucks Custom Benchmark	12.19%	3.42%	12.19%	7.97%	5.68%	N/A	6.09%	

⁹Attucks' mandate was changed from Domestic to Best-in-Class in December, 2013.

^M=Minority Manager

Mercer provided Gross Return data 1990-2010 and Net Return data 2002-2010.
Therefore, account Gross and Net Return inception dates may differ. Callan
provided data 2010 to present.

Chicago Teachers' Pension Fund
Investment Manager Performance Report
Asset Class Summary | Net-of-Fees

Reporting for the Period ending June 30, 2023

	Fiscal YTD Ending 6/30/2023	3 Months Ending 6/30/2023	12 Months Ending 6/30/2023	3 Years Ending 6/30/2023	5 Years Ending 6/30/2023	10 Years Ending 6/30/2023	Since Inception	Inception Date
DOMESTIC EQUITY								
Net-of-Fees	18.72%	8.03%	18.72%	13.75%	11.15%	12.14%	8.76%	1/2002
Domestic Equity Benchmark	18.95%	8.39%	18.95%	13.89%	11.39%	12.34%	8.84%	
GLOBAL EQUITY								
Net-of-Fees	16.09%	3.05%	16.09%	7.92%	4.27%	5.67%	6.87%	1/2002
Global Equity Benchmark	12.47%	2.38%	12.47%	7.33%	3.38%	4.72%	5.92%	
FIXED INCOME								
Net-of-Fees	-0.41%	-0.62%	-0.41%	-3.63%	1.05%	1.84%	3.73%	1/2002
Fixed Income Benchmark	-0.94%	-0.84%	-0.94%	-3.96%	0.77%	1.52%	3.45%	
REAL ESTATE								
Net-of-Fees	-4.74%	-2.59%	-4.74%	11.51%	8.58%	9.53%	7.63%	1/2002
NFI-ODCE Equal Weight Index	-10.73%	-2.88%	-10.73%	7.04%	5.56%	7.77%	6.77%	
PRIVATE EQUITY								
Net-of-Fees	-1.85%	2.84%	-1.85%	25.04%	17.19%	15.08%	10.86%	1/2002
INFRASTRUCTURE								
Net-of-Fees	9.39%	2.89%	9.39%	14.43%	12.97%	9.57%	8.61%	11/2008
Infrastructure Benchmark	-1.29%	-0.58%	-1.29%	6.72%	4.81%	5.89%	6.56%	

Mercer provided Gross Return data 1990-2010 and Net Return data 2002-2010.
Therefore, account Gross and Net Return inception dates may differ. Callan
provided data 2010 to present.

Chicago Teachers' Pension Fund								
Investment Manager Performance Report								
Domestic Equity Net-of-Fees								
Reporting for the Period ending June 30, 2023								
	Fiscal YTD Ending	3 Months Ending	12 Months Ending	3 Years Ending	5 Years Ending	10 Years Ending	Since Inception	Inception
	6/30/2023	6/30/2023	6/30/2023	6/30/2023	6/30/2023	6/30/2023	Inception	Date
DOMESTIC EQUITY								1/2002
Net-of-Fees	18.72%	8.03%	18.72%	13.75%	11.15%	12.14%	8.76%	
Domestic Equity Benchmark	18.95%	8.39%	18.95%	13.89%	11.39%	12.34%	8.84%	
Rhumblin Rsl 1000 LCC^M								6/2007
Net-of-Fees	18.96%	8.41%	18.96%	14.10%	11.88%	12.57%	9.01%	
Russell 1000 Index	19.36%	8.58%	19.36%	14.09%	11.92%	12.64%	8.98%	
Rhumblin Rsl 1000 LCG^M								9/2017
Gross-of-Fees	27.21%	12.72%	27.21%	14.04%	15.24%	N/A	16.02%	
Russell 1000 Growth Index	27.11%	12.81%	27.11%	13.73%	15.14%	15.74%	15.94%	
Rhumblin LCV^M								12/2021
Gross-of-Fees	10.83%	3.87%	10.83%	N/A	N/A	N/A	-2.28%	
Russell 1000 Value Index	11.54%	4.07%	11.54%	14.30%	8.11%	9.22%	-1.88%	

^M = Minority Manager

(Domestic Equity continued on next page)

Mercer provided Gross Return data 1990-2010 and Net Return data 2002-2010. Therefore, account Gross and Net Return inception dates may differ. Callan provided data 2010 to present.

Chicago Teachers' Pension Fund
Investment Manager Performance Report
Domestic Equity | Net-of-Fees

Reporting for the Period ending June 30, 2023

	Fiscal YTD Ending	3 Months Ending	12 Months Ending	3 Years Ending	5 Years Ending	10 Years Ending	Since Inception	Inception Date
	<u>6/30/2023</u>	<u>6/30/2023</u>	<u>6/30/2023</u>	<u>6/30/2023</u>	<u>6/30/2023</u>	<u>6/30/2023</u>	<u>Inception</u>	<u>Date</u>
Zevenbergen US ACE^M								9/1992
Net-of-Fees	45.62%	15.44%	45.62%	-2.91%	9.58%	14.02%	11.11%	
Russell 3000 Growth Index	26.60%	12.47%	26.60%	13.24%	14.39%	15.26%	10.11%	
Channing US ACE^{M2}								6/2009
Net-of-Fees	8.90%	1.41%	8.90%	16.60%	8.74%	9.64%	12.59%	
Russell 3000 Value Index	11.22%	4.03%	11.22%	14.38%	7.79%	9.09%	11.73%	
NTGI Structured SCC								1/1991
Net-of-Fees	11.04%	4.20%	11.04%	13.86%	5.58%	9.38%	11.41%	
Russell 2000 Index	12.31%	5.21%	12.31%	10.82%	4.21%	8.26%	10.03%	

²Channing US ACE* - As of October, 2011, Channing's mandate was changed from Mid Cap Value (Inception 6/2009) to All Cap Value.

Channing Benchmark reflects Russell Mid Cap Value Index through 9/30/11 and Russell 3000 Value Index thereafter.

³BMO's Benchmark reflects S&P 500 through 12/31/02 and Russell 1000 Value thereafter.

^M = Minority Manager

(Domestic Equity continued on next page)

Mercer provided Gross Return data 1990-2010 and Net Return data 2002-2010.
Therefore, account Gross and Net Return inception dates may differ. Callan
provided data 2010 to present.

Chicago Teachers' Pension Fund								
Investment Manager Performance Report								
Domestic Equity Net-of-Fees								
Reporting for the Period ending June 30, 2023								
	Fiscal YTD Ending	3 Months Ending	12 Months Ending	3 Years Ending	5 Years Ending	10 Years Ending	Since Inception	Inception Date
	<u>6/30/2023</u>	<u>6/30/2023</u>	<u>6/30/2023</u>	<u>6/30/2023</u>	<u>6/30/2023</u>	<u>6/30/2023</u>	<u>Inception</u>	<u>Date</u>
Conestoga SCG								
Net-of-Fees	19.28%	4.87%	19.28%	8.70%	N/A	N/A	5.93%	7/2018
Russell 2000 Growth Index	18.53%	7.05%	18.53%	6.10%	4.22%	8.83%	2.71%	
Phocas SCV								
Net-of-Fees	8.98%	4.77%	8.98%	18.24%	4.67%	N/A	7.72%	7/2016
Russell 2000 Value Index	6.01%	3.18%	6.01%	15.43%	3.54%	7.29%	7.70%	

^M = Minority Manager

Mercer provided Gross Return data 1990-2010 and Net Return data 2002-2010. Therefore, account Gross and Net Return inception dates may differ. Callan provided data 2010 to present.

Chicago Teachers' Pension Fund
Investment Manager Performance Report
Global Equity | Net-of-Fees

Reporting for the Period ending June 30, 2023

	Fiscal YTD Ending	3 Months Ending	12 Months Ending	3 Years Ending	5 Years Ending	10 Years Ending	Since Inception	Inception Date
	<u>6/30/2023</u>	<u>6/30/2023</u>	<u>6/30/2023</u>	<u>6/30/2023</u>	<u>6/30/2023</u>	<u>6/30/2023</u>	<u>Inception</u>	<u>Date</u>
GLOBAL EQUITY								1/2002
Net-of-Fees	16.09%	3.05%	16.09%	7.92%	4.27%	5.67%	6.87%	
Global Equity Benchmark	12.47%	2.38%	12.47%	7.33%	3.38%	4.72%	5.92%	
Ariel EAFE ILCV^M								7/2016
Net-of-Fees	5.60%	1.75%	5.60%	3.76%	2.50%	N/A	3.89%	
MSCI EAFE	18.77%	2.95%	18.77%	8.93%	4.39%	5.41%	6.88%	
Earnest Partners EME^M								3/2013
Net-of-Fees	8.72%	1.88%	8.72%	9.80%	4.26%	4.61%	3.30%	
MSCI Emerging Markets Index	1.75%	0.90%	1.75%	2.32%	0.93%	2.95%	1.85%	
Earnest Partners ILCE^M								4/2007
Net-of-Fees	14.57%	2.96%	14.57%	12.11%	5.25%	6.36%	5.48%	
MSCI ACWI ex US Index	12.72%	2.44%	12.72%	7.22%	3.52%	4.75%	2.71%	

^M = Minority Manager

(Global Equity continued on next page)

Mercer provided Gross Return data 1990-2010 and Net Return data 2002-2010.
Therefore, account Gross and Net Return inception dates may differ. Callan
provided data 2010 to present.

Chicago Teachers' Pension Fund								
Investment Manager Performance Report								
Global Equity Net-of-Fees								
Reporting for the Period ending June 30, 2023								
	Fiscal YTD Ending	3 Months Ending	12 Months Ending	3 Years Ending	5 Years Ending	10 Years Ending	Since Inception	Inception Date
	<u>6/30/2023</u>	<u>6/30/2023</u>	<u>6/30/2023</u>	<u>6/30/2023</u>	<u>6/30/2023</u>	<u>6/30/2023</u>	<u>Inception</u>	<u>Date</u>
Lazard Asset Mgt ILCE⁴								
								1/2001
Net-of-Fees	17.01%	4.44%	17.01%	8.33%	3.69%	5.14%	5.29%	
Lazard Benchmark	12.72%	2.44%	12.72%	7.22%	3.52%	4.75%	4.48%	
Morgan Stanley ILCE								
								4/1995
Net-of-Fees	19.73%	3.19%	19.73%	7.29%	4.56%	5.31%	7.87%	
MSCI EAFE Index	18.77%	2.95%	18.77%	8.93%	4.39%	5.41%	4.98%	
Leading Edge IE MOM^M								
								4/2010
Net-of-Fees	16.63%	3.43%	16.63%	6.80%	2.64%	4.93%	4.62%	
MSCI ACWI ex US Index	12.72%	2.44%	12.72%	7.22%	3.52%	4.75%	4.33%	
DFA ISCV⁵								
								6/2012
Net-of-Fees	13.56%	-0.46%	13.56%	12.10%	1.95%	5.96%	7.49%	
MSCI World ex US Small Cap Value	10.58%	0.71%	10.58%	9.79%	1.88%	5.36%	6.71%	

⁴Lazard ILCE Benchmark reflects the MSCI EAFE Index through 6/30/02 and MSCI ACWI ex-US Index thereafter.

⁵DFA transitioned from Domestic Small Cap mandate to International Small Cap mandate in May, 2012.

^M = Minority Manager

(Global Equity continued on next page)

Mercer provided Gross Return data 1990-2010 and Net Return data 2002-2010.
Therefore, account Gross and Net Return inception dates may differ. Callan
provided data 2010 to present.

Chicago Teachers' Pension Fund
Investment Manager Performance Report
Global Equity | Net-of-Fees

Reporting for the Period ending June 30, 2023

	Fiscal YTD Ending	3 Months Ending	12 Months Ending	3 Years Ending	5 Years Ending	10 Years Ending	Since Inception	Inception Date
	<u>6/30/2023</u>	<u>6/30/2023</u>	<u>6/30/2023</u>	<u>6/30/2023</u>	<u>6/30/2023</u>	<u>6/30/2023</u>	<u>Inception</u>	<u>Date</u>
Strategic Global Adv. EAFE								7/2016
Net-of-Fees	19.65%	3.30%	19.65%	7.86%	2.82%	N/A	5.49%	
MSCI EAFE Index	18.77%	2.95%	18.77%	8.93%	4.39%	5.41%	6.88%	
William Blair ILCG								2/2010
Net-of-Fees	17.23%	3.02%	17.23%	5.29%	5.39%	6.70%	7.53%	
MSCI ACWI ex US IMI Growth	12.90%	1.93%	12.90%	4.12%	3.83%	5.65%	5.78%	
William Blair ISCE⁶								4/2007
Net-of-Fees	17.04%	2.18%	17.04%	1.91%	1.83%	4.92%	3.79%	
William Blair Custom Benchmark	10.60%	1.84%	10.60%	5.21%	2.41%	6.01%	3.15%	

⁶William Blair ISCE benchmark reflects MSCI World ex US SM Cap Index through 5/31/12 and MSCI ACWI ex US Sm Cap Growth Index thereafter.

^M = Minority Manager

Mercer provided Gross Return data 1990-2010 and Net Return data 2002-2010.
Therefore, account Gross and Net Return inception dates may differ. Callan
provided data 2010 to present.

Chicago Teachers' Pension Fund								
Investment Manager Performance Report								
Fixed Income - Net-of-Fees								
Reporting for the Period ending June 30, 2023								
	Fiscal YTD Ending	3 Months Ending	12 Months Ending	3 Years Ending	5 Years Ending	10 Years Ending	Since Inception	Inception Date
	<u>6/30/2023</u>	<u>6/30/2023</u>	<u>6/30/2023</u>	<u>6/30/2023</u>	<u>6/30/2023</u>	<u>6/30/2023</u>	<u>Inception</u>	<u>Date</u>
FIXED INCOME								1/2002
Net-of-Fees	-0.41%	-0.62%	-0.41%	-3.63%	1.05%	1.84%	3.73%	
Fixed Income Benchmark	-0.94%	-0.84%	-0.94%	-3.96%	0.77%	1.52%	3.45%	
Garcia Hamilton FIC^M								10/2010
Net-of-Fees	-0.85%	-1.11%	-0.85%	-3.19%	0.96%	2.14%	2.61%	
Bloomberg Aggregate Index	-0.94%	-0.84%	-0.94%	-3.96%	0.77%	1.52%	1.82%	
LM Capital FICP^{M7}								11/2004
Net-of-Fees	0.10%	-0.53%	0.10%	-2.84%	1.32%	1.97%	3.23%	
Bloomberg Aggregate Index	-0.94%	-0.84%	-0.94%	-3.96%	0.77%	1.52%	2.99%	

⁷LM Capital's mandate was changed from Core to Core Plus on 3/1/13.

^M = Minority Manager

(Fixed Income continued on next page)

Mercer provided Gross Return data 1990-2010 and Net Return data 2002-2010.
Therefore, account Gross and Net Return inception dates may differ. Callan
provided data 2010 to present.

Chicago Teachers' Pension Fund
Investment Manager Performance Report
Fixed Income - Net-of-Fees

Reporting for the Period ending June 30, 2023

	Fiscal YTD Ending	3 Months Ending	12 Months Ending	3 Years Ending	5 Years Ending	10 Years Ending	Since Inception	Inception Date
	<u>6/30/2023</u>	<u>6/30/2023</u>	<u>6/30/2023</u>	<u>6/30/2023</u>	<u>6/30/2023</u>	<u>6/30/2023</u>	<u>Inception</u>	<u>Date</u>
Pugh FIC^M								
								10/2010
Net-of-Fees	-0.68%	-0.54%	-0.68%	-3.71%	1.01%	1.70%	2.03%	
Bloomberg Aggregate Index	-0.94%	-0.84%	-0.94%	-3.96%	0.77%	1.52%	1.82%	
Ramirez FIC^M								
								11/2021
Net-of-Fees	N/A	N/A	N/A	N/A	N/A	N/A	-7.12%	
Bloomberg Aggregate Index	-0.94%	-0.84%	-0.94%	-3.96%	0.77%	1.52%	-7.37%	
SSgA Agg Bond Index FI								
								8/2019
Net-of-Fees	-1.18%	-0.76%	-1.18%	-4.03%	N/A	N/A	-1.76%	
Bloomberg Aggregate Index	-0.94%	-0.84%	-0.94%	-3.96%	0.77%	1.52%	-1.69%	
WAMCO FICP								
								2/2003
Net-of-Fees	0.11%	-0.47%	0.11%	-3.91%	1.11%	2.24%	4.60%	
Bloomberg Aggregate Index	-0.94%	-0.84%	-0.94%	-3.96%	0.77%	1.52%	3.13%	
Wellington Core Bond								
								8/2019
Net-of-Fees	-0.59%	-0.51%	-0.59%	-3.96%	N/A	N/A	-1.49%	
Bloomberg Aggregate Index	-0.94%	-0.84%	-0.94%	-3.96%	0.77%	1.52%	-1.69%	

^M = Minority Manager

Mercer provided Gross Return data 1990-2010 and Net Return data 2002-2010.
Therefore, account Gross and Net Return inception dates may differ. Callan
provided data 2010 to present.

Chicago Teachers' Pension Fund								
Investment Manager Performance Report								
Real Estate, Private Equity & Absolute Return Net-of-Fees								
Reporting for the Period ending June 30, 2023								
	Fiscal YTD Ending	3 Months Ending	12 Months Ending	3 Years Ending	5 Years Ending	10 Years Ending	Since Inception	Inception Date
	6/30/2023	6/30/2023	6/30/2023	6/30/2023	6/30/2023	6/30/2023		
REAL ESTATE								1/2002
Net-of-Fees	-4.74%	-2.59%	-4.74%	11.51%	8.58%	9.53%	7.63%	
NFI-ODCE Equal Weight Index ⁸	-10.73%	-2.88%	-10.73%	7.04%	5.56%	7.77%	6.77%	
PRIVATE EQUITY								1/2002
Net-of-Fees	-1.85%	2.84%	-1.85%	25.04%	17.19%	15.08%	10.86%	

⁸The NFI-ODCE returns are estimated from prior quarter until final results are published.

Returns for Real Estate, Private Equity and Infrastructure are reported on a quarter lag.

Mercer provided Gross Return data 1990-2010 and Net Return data 2002-2010.
Therefore, account Gross and Net Return inception dates may differ. Callan
provided data 2010 to present.

Chicago Teachers' Pension Fund Investment Manager Performance Report Infrastructure Net-of-Fees Reporting for the Period ending June 30, 2023							
	Fiscal YTD Ending	3 Months Ending	12 Months Ending	3 Years Ending	5 Years Ending	10 Years Ending	Since Inception
	6/30/2023	6/30/2023	6/30/2023	6/30/2023	6/30/2023	6/30/2023	Inception Date
INFRASTRUCTURE							
Net-of-Fees	9.39%	2.89%	9.39%	14.43%	12.97%	9.57%	11/2008
Infrastructure Benchmark	-1.29%	-0.58%	-1.29%	6.72%	4.81%	5.89%	6.56%
Brookfield Infra III							
Net-of-Fees	11.82%	3.42%	11.82%	17.35%	12.99%	N/A	11/2016
Infrastructure Benchmark	-1.29%	-0.58%	-1.29%	6.72%	4.81%	5.89%	4.85%
Brookfield Infra IV							
Net-of-Fees	13.73%	3.11%	13.73%	19.76%	N/A	N/A	11/2016
Infrastructure Benchmark	-1.29%	-0.58%	-1.29%	6.72%	4.81%	5.89%	3.14%
Brookfield Infra V							
Net-of-Fees	#N/A	#N/A	#N/A	#N/A	N/A	N/A	6/2023
Infrastructure Benchmark	-1.29%	-0.58%	-1.29%	6.72%	4.81%	5.89%	2.55%
IFM Global Fund							
Net-of-Fees	9.59%	4.35%	9.59%	12.26%	N/A	N/A	11/2019
Infrastructure Benchmark	-1.29%	-0.58%	-1.29%	6.72%	4.81%	5.89%	3.03%
JLC Infrastructure Fd I							
Net-of-Fees	18.81%	-1.47%	18.81%	2.17%	N/A	N/A	1/2020
Infrastructure Benchmark	1.65%	9.45%	1.14%	1.71%	5.23%	6.54%	1.62%
JP Morgan Infr-OE							
Net-of-Fees	6.70%	2.71%	6.70%	7.93%	6.00%	5.50%	11/2008
Infrastructure Benchmark	-1.29%	-0.58%	-1.29%	6.72%	4.81%	5.89%	6.86%
Macquarie (MIP V) Infr							
Net-of-Fees	15.74%	1.96%	15.74%	N/A	N/A	N/A	1/2021
Infrastructure Benchmark	-1.29%	-0.58%	-1.29%	6.72%	4.81%	5.89%	0.24%
							5.20%
Ullico Taxable Fund							
Net-of-Fees	2.13%	1.00%	2.13%	N/A	N/A	N/A	9/2020
Infrastructure Benchmark	-1.29%	-0.58%	-1.29%	6.72%	4.81%	5.89%	4.93%
							7.82%

Mercer provided Gross Return data 1990-2010 and Net Return data 2002-2010.
Therefore, account Gross and Net Return inception dates may differ. Callan
provided data 2010 to present.

Chicago Teachers' Pension Fund								
Investment Manager Performance Report								
Manager of Manager Composite Performance Net-of-Fees								
Reporting for the Period ending June 30, 2023								
	Fiscal YTD Ending	3 Months Ending	12 Months Ending	3 Years Ending	5 Years Ending	10 Years Ending	Since Inception	Inception Date
Reporting for the Period ending June 30, 2023	6/30/2023	6/30/2023	6/30/2023	6/30/2023	6/30/2023	6/30/2023	Inception	Date
MANAGER OF MANAGER COMPOSITE								
Attucks Asst Mgmt MOM ^{M9}								12/2013
Net-of-Fees	12.47%	4.50%	12.47%	5.48%	3.78%	N/A	5.41%	
Attucks Custom Benchmark	12.19%	3.42%	12.19%	7.97%	5.68%	N/A	6.09%	

⁹Attucks' mandate was changed from Domestic to Best-in-Class in December, 2013.

^M=Minority Manager

Mercer provided Gross Return data 1990-2010 and Net Return data 2002-2010.
Therefore, account Gross and Net Return inception dates may differ. Callan
provided data 2010 to present.

Chicago Teachers' Pension Fund
Market Values & Diversity by Manager
(in millions of dollars)
Reporting for the Period ending June 30, 2023

	% Asset	%		Market Value (in millions)		Difference (mth-to-mth)	
<u>Ethnicity</u>	<u>Class</u>	<u>Fund</u>		<u>6/30/23</u>	<u>5/31/2023</u>	<u>\$</u>	<u>%</u>
			<u>Domestic Equity</u>				
Woman	1%	0%	Attucks-Lisanti SMIDG	22.9	20.9	2.0	9%
Majority	3%	1%	Conestoga SCG	103.9	96.4	7.5	7%
Majority	2%	1%	NTGI Structured SCC	78.7	73.1	5.6	7%
Asian American	2%	1%	Phocas SCV	<u>85.0</u>	<u>77.7</u>	7.3	9%
	8%	2%	Subtotal - U.S. Small Capitalization Equity	290.5	268.1	22.4	8%
African American	4%	1%	Channing US ACE	129.4	122.1	7.2	6%
African American	1%	0%	Attucks-Heard ACC	31.7	29.2	2.6	8%
Woman	3%	1%	Zevenbergen US ACE	<u>106.2</u>	<u>97.7</u>	8.5	8%
	8%	2%	Subtotal - U.S. All Capitalization Equity	267.3	249.0	18.3	7%
African American	0%	0%	Attucks-Paradigm LCV	13.4	12.6	0.7	6%
African American	0%	0%	Attucks-StoneRidge LCC	0.0	0.0	0.0	0%
Majority	0%	0%	NTGI 500 Index LCC	0.0	0.0	0.0	0%
Woman	66%	19%	Rhumbline Rsl1000 LCC	2275.8	2134.8	141.1	6%
Woman	10%	3%	Rhumbline RSL1000 LCG	332.6	311.6	21.0	6%
Woman	8%	2%	Rhumbline LCV	<u>289.8</u>	<u>272.2</u>	17.6	6%
			Rhumbline TOTAL	<u>2898.2</u>	<u>2718.6</u>		
	84%	25%	Subtotal - U.S. Large Capitalization Equity	2,911.6	2,731.3	180.3	6%

Chicago Teachers' Pension Fund
Market Values & Diversity by Manager
(in millions of dollars)
Reporting for the Period ending June 30, 2023

	% Asset	%		Market Value		Difference	
				(in millions)		(mth-to-mth)	
<u>Ethnicity</u>	<u>Class</u>	<u>Fund</u>		<u>6/30/23</u>	<u>5/31/2023</u>	<u>\$</u>	<u>%</u>
			<u>Miscellaneous</u>				
African American	0%	0%	Attucks-Cash Acct LCE	0.0	0.0	0.0	0%
African American	0%	0%	Attucks -Transition Loop	<u>0.0</u>	<u>0.0</u>	<u>0.0</u>	<u>31%</u>
	0%	0%	Subtotal - Miscellaneous	0.0	0.0	0.0	<u>30%</u>
	100%	29%	Total Domestic Equity	3,469.4	3,248.4	221.1	6%

<u>Domestic Equity Totals</u>	<u>Class</u>	<u># of Accts</u>	<u>Market Value</u>
African American	5.0%	5	174.5
Asian or Pacific Islander	2.5%	1	85.0
Hispanic or Latino	0.0%	0	0.0
Woman	87.3%	5	3027.3
Disabled	0.0%	0	0.0
Multiple	0.0%	0	0.0
American Indian or Alaska Native	0.0%	0	0.0
Majority	<u>5.3%</u>	<u>2</u>	<u>182.6</u>
Asset Class Total	100.0%	13	\$3,469.4

Chicago Teachers' Pension Fund
Market Values & Diversity by Manager
(in millions of dollars)
Reporting for the Period ending June 30, 2023

				Market Value		Difference	
	% Asset	%		(in millions)		(mth-to-mth)	
<u>Ethnicity</u>	<u>Class</u>	<u>Fund</u>		<u>6/30/23</u>	<u>5/31/2023</u>	<u>\$</u>	<u>%</u>
<u>Global Equity</u>							
African American	1%	0%	Attucks-Brown Cap ISCG	26.1	24.8	1.3	5%
Majority	5%	1%	DFA ISCV	166.0	161.5	4.5	3%
Majority	6%	2%	William Blair ISCE	<u>206.6</u>	<u>204.1</u>	2.5	1%
	12%	3%	Subtotal - Global Small Cap Equity	398.6	390.3	8.3	2%
Woman	0%	0%	LEIA Promethos	<u>16.44</u>	15.6	0.9	5%
	0%	0%	Subtotal - Global All Cap Equity	16.44	15.6	0.9	5%
African American	2%	1%	Ariel EAFE ILCV	73.5	71.3	2.2	3%
Woman	1%	0%	Attucks-GlobeFlex Global	31.7	29.5	2.2	7%
African American	1%	0%	Attucks-Paradigm ILCC	25.1	24.3	0.8	3%
African American	18%	5%	Earnest Partners ILCE	580.3	548.0	32.3	6%
Majority	18%	5%	Lazard Asset Mgt ILCE	582.7	549.4	33.3	6%
Asian American	1%	0%	LEIA-ARGA	23.4	21.8	1.6	7%
Latino	1%	0%	LEIA-Ativo IE	18.2	17.4	0.8	4%
African American	0%	0%	LEIA-Brown IE	14.9	14.4	0.6	4%
Asian American	0%	0%	LEIA-Cash Acct IE	0.0	0.1	-0.1	0%
African American	1%	0%	LEIA-Channing IE	27.4	26.1	1.3	5%
American Indian	0%	0%	LEIA Denali IE	0.0	0.0	0.0	2%
Asian American	0%	0%	LEIA-Foresight Gbl IE	0.0	0.0	0.0	2%
Woman	0%	0%	LEIA GlobeFlex IE	0.1	0.1	0.0	2%
African American	1%	0%	LEIA-Haven Global Partners	24.4	23.4	1.0	4%

Source of Market Value data is the CTPF Custodian.

This report is unaudited and intended for informational purposes only.

Chicago Teachers' Pension Fund
Market Values & Diversity by Manager
(in millions of dollars)
Reporting for the Period ending June 30, 2023

<u>Ethnicity</u>	<u>% Asset Class</u>	<u>% Fund</u>		<u>Market Value</u> (in millions)		<u>Difference</u> (mth-to-mth)	
				<u>6/30/23</u>	<u>5/31/2023</u>	<u>\$</u>	<u>%</u>
Majority	17%	5%	Morgan Stanley ILCE	573.9	552.6	21.3	4%
Woman	2%	1%	Strategic Global Adv. EAFE	77.6	74.1	3.6	5%
Majority	18%	5%	William Blair ILCG	<u>581.4</u>	<u>562.3</u>	19.1	3%
	80%	22%	Subtotal - Global Large Cap Equity	2,634.9	2,514.9	120.0	5%
Latino	0%	0%	Attucks-Ativo EME	0.0	0.0	0.0	0%
Woman	1%	0%	Att Redwood IACC	25.0	23.9	1.1	5%
African American	6%	2%	Earnest Partners EME	190.8	181.5	9.3	5%
African American	0%	0%	LEIA-Metis Global EME	<u>8.8</u>	<u>8.5</u>	0.3	3%
	7%	2%	Subtotal - Emerging Managers	242.9	231.4	11.5	5%
	100%	28%	Total Global Equity	3,292.8	3,152.1	140.7	4%
<u>Global Equity Totals</u>				<u>Class</u>	<u># of Accts</u>	<u>Market Value</u>	
African American				29.5%	9	971.4	
Asian or Pacific Islander				0.7%	2	23.5	
Hispanic or Latino				1.1%	2	36.5	
Woman				4.6%	5	150.8	
Disabled				0.0%	0	0.0	
Multiple				0.0%	0	0.0	
American Indian or Alaska Native				0.0%	0	0.0	
Majority				<u>64.1%</u>	<u>5</u>	<u>2110.5</u>	
Asset Class Total				100.0%	23	\$3,292.8	

Chicago Teachers' Pension Fund
Market Values & Diversity by Manager
(in millions of dollars)
Reporting for the Period ending June 30, 2023

<u>Ethnicity</u>	<u>% Asset Class</u>	<u>% Fund</u>		<u>Market Value</u> (in millions)		<u>Difference</u> (mth-to-mth)	
				<u>6/30/23</u>	<u>5/31/2023</u>	<u>\$</u>	<u>%</u>
			<u>Fixed Income</u>				
Latino	1%	0%	Attucks-LM Capital EMD	18.7	18.6	0.0	0%
Woman	1%	0%	Attucks-Barksdale FICP	17.2	17.3	-0.1	-1%
Latino	10%	2%	Garcia Hamilton FIC	263.1	265.0	-1.9	-1%
Majority	0%	0%	BlackRock Transition	0.0	0.0	0.0	0%
Latino	12%	3%	LM Capital FICP	303.3	304.8	-1.6	-1%
Majority	0%	0%	NTGI Govt/Credit Index FI	0.0	0.0	0.0	0%
Woman	10%	2%	Pugh FIC	258.6	260.2	-1.6	-1%
Latino	4%	1%	RAMIREZ Fixed Income	109.2	110.1	-0.9	-1%
Majority	16%	3%	SSGA Agg Bond Index FI	400.1	403.2	-3.1	-1%
Majority	23%	5%	WAMCO FICP	569.0	569.4	-0.4	0%
Majority	10%	2%	Wellington Core Bond	<u>259.9</u>	<u>261.2</u>	-1.3	0%
	87%	19%	Subtotal - US Fixed Income	2,199.0	2,209.8	-10.8	0%
Woman	1%	0%	Attucks-New Century GT	<u>19.5</u>	<u>19.4</u>	<u>0.1</u>	<u>0%</u>
	1%	0%	Subtotal - Non US Fixed Income	19.5	19.4	0.1	0%
	88%	19%	Total Fixed Income	2,218.5	2,229.2	-10.7	0%
			<u>Cash</u>				
	12%	3%	Cash	306.0	374.4	-68.4	-18%
	0%	0%	Loop Global Transition	0.0	0.0	0.0	-85%
	0%	0%	Miscellaneous	0.3	<u>0.0</u>	0.3	#DIV/0!

Source of Market Value data is the CTPF Custodian.

This report is unaudited and intended for informational purposes only.

Chicago Teachers' Pension Fund
Market Values & Diversity by Manager
(in millions of dollars)
Reporting for the Period ending June 30, 2023

<u>Ethnicity</u>	<u>% Asset</u>	<u>% Fund</u>		<u>Market Value</u> (in millions)		<u>Difference</u> (mth-to-mth)	
	<u>Class</u>	<u>Fund</u>		<u>6/30/23</u>	<u>5/31/2023</u>	<u>\$</u>	<u>%</u>
	12%	3%	Subtotal - Cash	306.3	374.4	-68.1	-18%
	100%	21%	Total - Fixed Income & Cash	2,524.8	2,603.6	-78.9	-3%

<u>Fixed Income Totals</u>	<u>Class</u>	<u># of Accts</u>	<u>Market Value</u>
African American	0.0%	0	0.0
Asian or Pacific Islander	0.0%	0	0.0
Hispanic or Latino	27.5%	4	694.2
Woman	11.7%	3	295.3
Disabled	0.0%	0	0.0
Multiple	0.0%	0	0.0
American Indian or Alaska Native	0.0%	0	0.0
Majority	48.7%	3	1229.0
Asset Class Total	87.9%	10	\$2,218.5
Cash, Miscellaneous, Other	12.1%		306.3
Grand Total	100.0%		\$2,524.8

Chicago Teachers' Pension Fund
Market Values & Diversity by Manager

(in millions of dollars)

Reporting for the Period ending June 30, 2023

Ethnicity	% Asset Class	% Fund		Market Value (in millions)		Difference (mth-to-mth)	
				6/30/23	5/31/2023	\$	%
			Real Estate				
African American	2%	0%	BIG RE Fd I	20.3	19.3	1.0	5%
African American	2%	0%	BIG RE Fd II	20.5	16.0	4.5	22%
Majority	2%	0%	BREDS HG LP	21.0	21.0	0.0	0%
Majority	18%	2%	Clarion Lion Industrial	237.5	237.5	0.0	0%
Multiple	0%	0%	EMREFF PRE FOF	1.5	1.5	0.0	0%
Majority	0%	0%	Europa Fd III PRE	0.3	0.3	0.0	2%
Majority	0%	0%	Fortress Japan Fd I PRE	1.0	1.0	0.0	0%
Majority	0%	0%	Fortress Japan Fd II PRE	2.2	2.2	0.0	0%
			Fortress Japan TOTAL	3.2	3.2	0.0	-1%
Asian American	1%	0%	Green Oak US III	17.5	17.5	-0.1	0%
Majority	2%	0%	Heitman Fd IV	22.3	24.0	-1.7	-8%
Majority	1%	0%	Heitman Fd V	16.2	16.2	0.0	0%
Latino	0%	0%	Hudson Realty Fd V PRE	0.0	0.0	0.0	0%
Majority	14%	2%	JP Morgan Strat PRE-OE	186.6	187.1	-0.5	0%
Majority	19%	2%	LaSalle Property PRE-OE	254.6	259.2	-4.6	-2%
Latino	0%	0%	Longpoint RE FD I	0.1	0.1	0.0	0%
Latino	2%	0%	Longpoint RE FD II	28.9	25.9	3.0	10%
Majority	0%	0%	ML Asian RE Fd PRE	0.1	0.1	0.0	0%
Latino	1%	0%	SASC II	11.8	11.8	0.0	0%
Latino	1%	0%	Oak Street RE Cap Fund IV	10.6	10.6	-0.1	-1%

Source of Market Value data is the CTPF Custodian.

This report is unaudited and intended for informational purposes only.

Chicago Teachers' Pension Fund
Market Values & Diversity by Manager
(in millions of dollars)
Reporting for the Period ending June 30, 2023

<u>Ethnicity</u>	<u>% Asset</u>	<u>% Fund</u>		<u>Market Value</u> (in millions)		<u>Difference</u> (mth-to-mth)	
				<u>6/30/23</u>	<u>5/31/2023</u>	<u>\$</u>	<u>%</u>
Latino	2%	0%	LONG WHARF VI	24.1	23.6	0.6	2%
Disabled	0%	0%	DV Urban Realty I PRE	0.0	0.0	0.0	0%
Disabled	2%	0%	Newport Cap Fund II	21.0	21.0	0.0	0%
Disabled	1%	0%	Newport Cap Fund III	14.5	14.6	0.0	0%
			Newport TOTAL	35.5	35.6	-0.2	0%
Majority	0%	2%	PRISA Fd I PRE-OE	184.2	189.5	0.0	0%
Majority	10%	1%	PRISA Fd II PRE-OE	132.9	137.0	0.0	0%
			Prudential (Open-end) TOTAL	317.1	326.5	-9.4	-3%
Majority	4%	0%	TA Realty Fund XII	47.6	48.5	-0.9	-2%
Majority	4%	0%	UBS TPF PRE-OE	58.2	60.2	-2.0	-3%
Majority	0%	0%	Walton Strt Fd III PRE	0.1	0.1	0.0	0%
Majority	0%	0%	Walton Strt Fd IV PRE	0.0	0.0	0.0	0%
Majority	0%	0%	Walton Strt Fd V PRE	0.7	0.7	0.0	0%
Majority	1%	0%	Walton Strt Fd VI PRE	10.9	10.9	0.0	0%
Majority	0%	0%	Walton Strt Mexico Fd 1 PRE	1.5	1.5	0.0	0%
			Walton Street TOTAL	13.2	13.2	0.0	0%
	100%	11%	Total Real Estate	1,348.5	1,358.8	-10.3	-1%

Chicago Teachers' Pension Fund
Market Values & Diversity by Manager
(in millions of dollars)
Reporting for the Period ending June 30, 2023

<u>Ethnicity</u>	<u>% Asset Class</u>	<u>% Fund</u>		<u># of Accts</u>	<u>Market Value</u> (in millions)		<u>Difference</u> (mth-to-mth)	
					<u>6/30/23</u>	<u>5/31/2023</u>	<u>\$</u>	<u>%</u>
<u>Real Estate Totals</u>			<u>Class</u>		<u>Market Value</u>			
African American			3.0%	2	40.8			
Asian or Pacific Islander			1.3%	1	17.5			
Hispanic or Latino			5.6%	6	75.5			
Woman			0.0%	0	0.0			
Disabled			2.6%	2	35.5			
Multiple			0.1%	1	1.5			
American Indian or Alaska Native			0.0%	0	0.0			
Majority			<u>87.3%</u>	<u>19</u>	<u>1177.8</u>			
Asset Class Total			100.00%	31	\$1,348.5			

Chicago Teachers' Pension Fund
Market Values & Diversity by Manager
(in millions of dollars)
Reporting for the Period ending June 30, 2023

<u>Ethnicity</u>	<u>% Asset</u>	<u>%</u>		Market Value (in millions)		Difference (mth-to-mth)	
	<u>Class</u>	<u>Fund</u>		<u>6/30/23</u>	<u>5/31/2023</u>	<u>\$</u>	<u>%</u>
<u>Alternative Investments</u>							
<u>Private Equity</u>							
Majority	43%	4%	Adams Strt Many Fd PE	423.6	421.4	2.2	1%
Majority	1%	0%	AFIG Fund II Lp	7.6	7.6	0.0	0%
Majority	1%	0%	Afrcn Dev Ptrns II Lp	7.6	7.6	0.0	0%
Asian American	0%	0%	Aldrich II	0.9	0.9	0.0	0%
African American	1%	0%	Astra Partners I	11.6	11.6	0.0	0%
Latino	0%	0%	AUA II	4.7	4.7	0.0	0%
Majority	4%	0%	AVP XI LP	36.7	35.5	1.2	3%
Majority	2%	0%	AVP XII LP	18.7	17.6	1.0	5%
Majority	0%	0%	AVP XIII LP	3.2	2.6	0.6	18%
African American	1%	0%	Data Focus I	13.0	12.2	0.9	7%
Majority	2%	0%	EQT Fd VIII	24.6	24.0	0.6	3%
Majority	3%	0%	EQT IX LP	26.8	26.8	0.0	0%
Latino	1%	0%	Estancia II	11.5	11.5	0.0	0%
African American	2%	0%	Farol FD II	17.1	19.8	-2.7	-15%
Majority	0%	0%	Harbourvest Ptrs VI PE	0.1	0.1	0.0	0%
Majority	2%	0%	Harbourvest Ptrs VII PE	19.6	19.9	-0.3	-1%
Majority	0%	0%	Harbourvest Ptrs VIII PE	1.6	1.7	0.0	-1%
Majority	2%	0%	Harbourvest Ptrs Buyout X PE	18.0	17.8	0.3	1%
Majority	2%	0%	Harbourvest Ptrs Venture X PE	<u>16.5</u>	16.5	0.1	0%
Harbourvest TOTAL				55.9	55.8	0.0	0%

37

Source of Market Value data is the CTPF Custodian.
This report is unaudited and intended for informational purposes only.

Chicago Teachers' Pension Fund
Market Values & Diversity by Manager
(in millions of dollars)
Reporting for the Period ending June 30, 2023

<u>Ethnicity</u>	<u>% Asset Class</u>	<u>% Fund</u>		<u>Market Value</u> (in millions)		<u>Difference</u> (mth-to-mth)	
				<u>6/30/23</u>	<u>5/31/2023</u>	<u>\$</u>	<u>%</u>
Latino	0%	0%	<i>Hispania Fd II PE</i>	0.0	0.0	0.0	-7%
Woman	0%	0%	<i>H Venture Fund II</i>	2.8	2.7	0.2	5%
African American	0%	0%	<i>ICV Capital Ptrs II PE</i>	0.0	0.0	0.0	0%
African American	1%	0%	<i>ICV Capital Ptrs III PE</i>	8.3	8.3	0.1	1%
African American	2%	0%	<i>ICV Capital Ptrs IV</i>	<u>20.1</u>	<u>20.1</u>	0.0	0%
			ICV TOTAL	28.4	28.3	0.1	0%
Majority	3%	0%	<i>KKR Americas Fd XII</i>	28.7	29.3	-0.6	-2%
Majority	1%	0%	<i>KKR Americas Fd XIII</i>	8.6	8.6	0.0	0%
Asian American	1%	0%	<i>Long Arc Fund I</i>	7.6	7.6	0.0	0%
Woman	0%	0%	<i>MB SpO Fd II</i>	3.5	3.8	-0.3	-8%
Majority	0%	0%	<i>Mesirow Fd I PE</i>	0.0	0.0	0.0	0%
Majority	0%	0%	<i>Mesirow Fd II PE</i>	0.0	0.0	0.0	0%
Majority	0%	0%	<i>Mesirow Fd IV PE</i>	2.9	3.1	-0.1	-4%
Majority	1%	0%	<i>Mesirow Fd V PE</i>	10.8	10.7	0.1	1%
Majority	2%	0%	<i>Mesirow Fd VII A PE</i>	19.9	19.6	0.3	2%
Majority	2%	0%	<i>Mesirow Fd VII B PE</i>	15.4	15.4	0.0	0%
Majority	1%	0%	<i>Mesirow Fd VIII PE</i>	13.7	13.7	0.0	0%
Majority	0%	0%	<i>Mesirow Fd IX PE</i>	0.2	0.2	0.0	0%
Majority	1%	0%	<i>Mesirow Fd X PE</i>	<u>5.0</u>	<u>5.2</u>	-0.2	-4%
			Mesirow TOTAL	67.9	67.8	0.1	0%

(Private Equity continued on next page)

Source of Market Value data is the CTPF Custodian.

This report is unaudited and intended for informational purposes only.

Chicago Teachers' Pension Fund
Market Values & Diversity by Manager
(in millions of dollars)
Reporting for the Period ending June 30, 2023

Ethnicity	% Asset Class	% Fund		Market Value (in millions)		Difference (mth-to-mth)	
				6/30/23	5/31/2023	\$	%
Latino	2%	0%	NMS Capital Fd III	19.2	18.6	0.6	3%
Latino	1%	0%	NMS Capital Fd IV	11.1	9.9	1.2	11%
Latino	0%	0%	Palladium Ptrs III PE	0.0	0.0	0.0	0%
Latino	1%	0%	Palladium Ptrs IV PE	9.3	9.3	0.0	0%
Latino	2%	0%	Palladium Ptrs V PE	16.3	12.6	3.7	23%
			Palladium TOTAL	25.6	21.9	3.6	14%
Majority	0%	0%	Pantheon Europe Fd II PE	0.0	0.0	0.0	2%
Majority	0%	0%	Pantheon USA Fd III PE	0.2	0.2	0.0	0%
Majority	0%	0%	Pantheon USA Fd IV PE	0.4	0.4	0.0	0%
Majority	0%	0%	Pantheon Asia Fd V PE	0.4	0.4	0.0	5%
Majority	0%	0%	Pantheon Europe Fd VI PE	1.7	1.7	0.0	2%
Majority	3%	0%	Pantheon Global Fund 2014	34.4	33.8	0.6	2%
Majority	2%	0%	Pantheon Select Access	22.0	20.5	1.4	7%
			Pantheon TOTAL	59.1	57.1	2.1	4%
African American	0%	0%	Pharos Fd II PE	3.9	3.9	0.0	0%
African American	1%	0%	Pharos Fd III PE	10.8	10.8	0.0	0%
			Pharos TOTAL	14.7	14.7	0.0	0%
Woman	1%	0%	P4G I	7.3	7.5	-0.3	-3%
African American	0%	0%	Red Arts Opp Fund I	2.9	1.6	1.3	45%
African American	1%	0%	RLJ Equity Fd II PE	12.5	12.5	0.0	0%
African American	0%	0%	Syncom Ptrs V PE	0.0	0.0	0.0	0%
Woman	1%	0%	Turning Rock FD I	5.1	5.5	-0.4	-8%

Source of Market Value data is the CTPF Custodian.
This report is unaudited and intended for informational purposes only.

Chicago Teachers' Pension Fund
Market Values & Diversity by Manager
(in millions of dollars)
Reporting for the Period ending June 30, 2023

<u>Ethnicity</u>	<u>% Asset Class</u>	<u>% Fund</u>		<u>Market Value</u> (in millions)		<u>Difference</u> (mth-to-mth)	
				<u>6/30/23</u>	<u>5/31/2023</u>	<u>\$</u>	<u>%</u>
Woman	1%	0%	<i>Turning Rock FD II</i>	10.9	10.9	0.0	0%
Latino	1%	0%	<i>WM Partners II</i>	13.0	13.0	0.0	0%
Latino	0%	0%	<i>WM Partners III</i>	<u>3.3</u>	<u>0.2</u>	<u>3.2</u>	<u>95%</u>
	100%	8%	Total Private Equity	995.6	981.0	14.6	1%

<u>Private Equity Totals</u>	<u>Class</u>	<u># of Accts</u>	<u>Market Value</u>
African American	10.1%	11	100.2
Asian or Pacific Islander	0.8%	2	8.5
Hispanic or Latino	7.6%	10	75.4
Woman	3.0%	5	29.7
Disabled	0.0%	0	0.0
Multiple	0.0%	0	0.0
American Indian or Alaska Native	0.0%	0	0.0
Majority	<u>77.2%</u>	<u>69</u>	<u>768.9</u>
Asset Class Total	98.70%	97	\$982.6

Chicago Teachers' Pension Fund
Market Values & Diversity by Manager
(in millions of dollars)
Reporting for the Period ending June 30, 2023

				Market Value (in millions)		Difference (mth-to-mth)	
<u>Ethnicity</u>	<u>% Asset Class</u>	<u>% Fund</u>		<u>6/30/23</u>	<u>5/31/2023</u>	<u>\$</u>	<u>%</u>
<u>Infrastructure</u>							
Majority	20%	0%	Brookfield Infra III	50.9	52.7	-1.9	0.0
Majority	10%	0%	Brookfield Infra IV	24.0	25.4	-1.4	-0.1
Majority	19%	0%	IFM Global Fund	46.5	45.4	1.1	0.0
Majority	33%	1%	JP Morgan Infr-OE	83.0	84.0	-1.0	0.0
African American	2%	0%	JLC Infrastructure Fund I	4.6	4.6	0.0	0.0
Majority	0%	0%	Macquarie (MEIF III) Infr	0.3	0.3	0.0	0.0
Majority	0%	0%	Macquarie (MIP II) Infr	0.0	0.0	0.0	0.0
Majority	10%	0%	Macquarie Infrastructure V	25.2	24.3	0.9	0.0
<u>Macquaire TOTAL</u>				<u>25.5</u>	<u>24.7</u>	<u>0.9</u>	<u>0.0</u>
Majority			Ullico Taxable Fund	15.7	15.5	0.2	0.0
	100%	2%	<u>Total - Infrastructure</u>	<u>250.2</u>	<u>252.3</u>	<u>-2.1</u>	<u>-1%</u>
<u>Infrastructure Totals</u>			<u>Class</u>	<u># of Accts</u>	<u>Market Value</u>		
African American			1.8%	1	4.6		
Asian or Pacific Islander			0.0%	0	0.0		
Hispanic or Latino			0.0%	0	0.0		
Woman			0.0%	0	0.0		
Disabled			0.0%	0	0.0		
Multiple			0.0%	0	0.0		
American Indian or Alaska Native			0.0%	0	0.0		
Majority			98.2%	8	245.6		
Asset Class Total			100.0%	9	\$250.2		

Chicago Teachers' Pension Fund
Market Values & Diversity by Manager
(in millions of dollars)
Reporting for the Period ending June 30, 2023

<u>Ethnicity</u>	% Asset	%	Market Value		Difference	
	<u>Class</u>	<u>Fund</u>	(in millions)		(mth-to-mth)	
			<u>6/30/23</u>	<u>5/31/2023</u>	<u>\$</u>	<u>%</u>
Grand Total Fund			11,881.2	11,596.1	285.1	2%

<u>Fund Totals</u>	<u>Class</u>	<u># of Accts</u>	<u>Market Value</u>
African American	10.9%	28	1291.4
Asian or Pacific Islander	1.1%	6	134.4
Hispanic or Latino	7.4%	22	881.7
Woman	29.5%	18	3503.1
Disabled	0.3%	2	35.5
Multiple	0.0%	1	1.5
American Indian or Alaska Native	0.0%	0	0.0
Majority	<u>48.1%</u>	<u>106</u>	<u>5714.3</u>
Asset Class Total	97.3%	183	\$11,561.9
Cash, Miscellaneous, Other	<u>2.6%</u>		<u>306.32</u>
Grand Total	99.9%		\$11,868.2

Chicago Teachers' Pension Fund
Market Values & Diversity by Manager
(in millions of dollars)
Reporting for the Period ending June 30, 2023

<u>Ethnicity</u>	<u>% Asset Class</u>	<u>% Fund</u>	<u>Market Value</u> (in millions)		<u>Difference</u> (mth-to-mth)	
			<u>6/30/23</u>	<u>5/31/2023</u>	<u>\$</u>	<u>%</u>
Total Fund MWDBE Assets		\$5,847.6	MWDBE Assets as % of Total Fund	49%		
MWDBE Active		\$2,949.4	MWDBE Assets as % of Active Assets	36%		
Total Fund		\$11,881.2	Passive Assets as % of Total Fund	30%		
Total Fund Active		\$8,276.6	Active Assets as % of Total Fund	70%		

Note: Percentages may not add up due to rounding

Chicago Teachers' Pension Fund							
Manager of Managers Summary Sheet - Market Values & Diversity by Manager							
(in millions of dollars)							
Reporting for the Period ending June 30, 2023							
Ethnicity	% Asset Class	% Fund		Market Value (in millions)		Difference (mth-to-mth)	
				6/30/2023	5/31/2023	\$	%
ATTUCKS							
Latino	0%	0%	Attucks-Ativo EME	0.0	0.0	0.0	0.0%
Woman	0%	0%	Attucks-ARI	0.0	0.0	0.0	0.0%
Woman	1%	0%	Attucks-Barksdale FICP	17.2	17.3	-0.1	5.6%
African American	1%	0%	Attucks-Brown Cap ISCG	26.1	24.8	1.3	-0.5%
African American	0%	0%	Attucks-Cash Acct LCE	0.0	0.0	0.0	0.2%
Woman	1%	0%	Attucks-GlobeFlex Global	31.7	29.5	2.2	7.0%
Latino	1%	0%	Attucks-GloVista EME	18.3	17.5	0.8	4.2%
African American	1%	0%	Attucks-Heard ACC	31.7	29.2	2.6	8.1%
Latino	1%	0%	Attucks-LM Capital EMD	18.7	18.6	0.0	0.2%
Woman	1%	0%	Attucks-New Century GT	19.5	19.4	0.1	0.3%
African American	0%	0%	Attucks-Paradigm LCV	13.4	12.6	0.7	5.5%
African American	1%	0%	Attucks-Paradigm ILCC	25.1	24.3	0.8	3.3%
Woman	0%	0%	Attucks-Matarin SCC	0.0	0.0	0.0	N/A
Woman	1%	0%	Attucks-Lisanti SMIDG	22.9	20.9	2.0	8.7%
African American	0%	0%	Attucks -Transition Loop	0.0	0.0	0.0	N/A
Subtotal Attucks				249.6	238.1	11.5	4.6%
LEADING EDGE							
Asian American	1%	0%	LEIA-ARGA	23.4	21.8	1.6	6.9%
Latino	1%	0%	LEIA-Ativo IE	18.2	17.4	0.8	4.5%
African American	0%	0%	LEIA-Brown IE	14.9	14.4	0.6	4.0%
African American	1%	0%	LEIA-Channing IE	27.4	26.1	1.3	4.7%
Asian American	0%	0%	LEIA-Foresight Gbl IE	0.0	0.0	0.0	2.3%
Woman	0%	0%	LEIA GlobeFlex IE	0.1	0.1	0.0	N/A
African American	1%	0%	LEIA-Haven Global Partners	24.4	23.4	1.0	4.2%
African American	0%	0%	LEIA-Metis Global EME	8.8	8.5	0.3	3.5%
Woman	0%	0%	LEIA Promethos	16.4	15.6	0.9	5.4%
Subtotal				133.8	127.3	6.6	4.9%
TOTAL - Manager of Managers Program				383.4	365.3	18.1	4.7%

Source of Market Value data is the CTPF Custodian.
This report is unaudited and intended for informational purposes only.

Chicago Teachers' Pension Fund								
Watch List Summary								
Reporting for the Period ending June 30, 2023								
Manager	Current AUM (in millions)	Board Actions	Reason	Date Watch Started	# Months on Watch	Last Due Diligence Presentation to Trustees	Last Monthly Watch List Manager Review	Notes
Ariel EAFE ILCV	\$ 73.5	Placed on Watch List and Monitor	Organizational Changes/ Performance	August, 2020	33	April, 2022	June, 2023	AUM when placed on Watch List was \$76.0.
Strategic Global Adv. EAFE	\$ 77.6	Placed on Watch List and Monitor	Performance	March, 2021	26	October, 2019	June, 2023	AUM when placed on Watch List was \$81.3.
Lazard Asset Mgt ILCE	\$ 582.7	Placed on Watch List and Monitor	Performance	March, 2021	26	February, 2021	June, 2023	AUM when placed on Watch List was \$664.8.
SSGA	\$ 403.2	Placed on Watch List and Monitor	MWDBE Brokerage utilization	April, 2022	12	March, 2018	June, 2023	AUM when placed on Watch List was \$420.0.
Leading Edge	\$ 133.9	Placed on Watch List and Monitor	Performance	April, 2023	1	April, 2021	June, 2023	AUM when placed on Watch List was \$132.2.
Attucks	\$ 249.6	Placed on Watch List and Monitor	Organizational Changes	April, 2023	1	May, 2020	June, 2023	AUM when placed on Watch List was \$241.9.
William Blair ISCE	\$ 206.6	Placed on Watch List and Monitor	Performance	April, 2023	1	April, 2018	June, 2023	AUM when placed on Watch List was \$207.9.

This report is unaudited and intended for informational purposes only.

Chicago Teachers' Pension Fund
Current MWDBE Allocation vs. Target MWDBE Allocation
(in millions of dollars)

Reporting for the Period ending June 30, 2023

			Current MWDBE	Target MWDBE	
	Market Value	Total Class Assets	Asset Class Allocation	Asset Class Allocation	Allocation Difference
Total Fund Assets	\$ 5,847.6	\$ 11,881.2	49%	20%	29%
Total Active Assets	\$ 2,949.4	\$ 8,276.6	36%	25%	11%
Total MWDBE Equity	\$ 4,469.1	\$ 6,762.2	66%	30%	36%
Total Minority Equity	\$ 1,291.0	\$ 6,762.2	19%	25%	-6%
Total Woman Equity	\$ 3,178.1	\$ 6,762.2	47%	5%	42%
Total Disabled Equity	\$ -	\$ 6,762.2	0%	0%	0%
Total MWDBE Fixed Income	\$ 989.5	\$ 2,524.8	39%	15%	24%
Total Minority Fixed Income	\$ 694.2	\$ 2,524.8	27%	12%	15%
Total Woman Fixed Income	\$ 295.3	\$ 2,524.8	12%	3%	9%
Total Disabled Fixed Income	\$ -	\$ 2,524.8	0%	0%	0%
Total MWDBE Alternatives	\$ 399.0	\$ 2,594.2	15%	12%	3%
Total Minority Alternatives	\$ 333.9	\$ 2,594.2	13%	10%	3%
Total Woman Alternatives	\$ 29.7	\$ 2,594.2	1%	2%	(1%)
Total Disabled Alternatives	\$ 35.5	\$ 2,594.2	1%	0%	1%

Note: Percentages may not add up due to rounding

Chicago Teachers' Pension Fund
Illinois Based Investment Managers
(in millions of dollars)
Reporting for the Period ending June 30, 2023

	Market Value (Current Month)	Year End 2021	Year End 2020	Year End 2019
Adams Strt Many Fd PE	\$423.59	409.0	225.5	\$183.9
Ariel EAFE ILCV ^M	\$73.51	81.7	80.1	77.1
Attucks Asset Mgmt DE MOM ^M	\$249.59	310.2	286.0	252.8
Ativo EME ^{1M}	see below	see below	see below	see below
Channing US ACE ^M	\$129.37	174.8	180.3	161.0
Heitman IV LP	\$22.32	25.9	17.3	13.3
Heitman V	\$16.15	3.5	0.0	0.0
Hispania Capital Partners ^M	\$0.04	0.2	1.7	2.2
LaSalle PRE	\$254.59	236.9	208.0	208.2
Leading Edge IE MOM ^M	n/a	n/a	n/a	n/a
Ativo IE ^{2M}	\$18.23	19.0	21.8	22.4
Channing IE ^M	\$27.36	36.7	30.7	27.2
Mesirow	\$67.89	72.4	47.8	52.3
Newport Capital Fund II ^M	\$21.01	25.0	20.3	19.1
Newport Capital Fund III ^M	\$14.45	4.8	0.0	0.0

¹ Ativo EME is a sub-advisor in the Attucks Asset Management Manager-of-Manager program. Attucks and the sub-advisor are located in Chicago. Therefore, Ativo's assets are reported as part of Attucks' Total Market Value.

² Ativo IE and Channing IE are IL based sub-advisors in a Manager-of-Managers program where the Manager-of-Manager is not IL based. Therefore, the sub-advisors' Market Values are reported separate from the Manager-of-Managers.

^M=Minority Manager

Note: Percentages may not add up due to rounding

Chicago Teachers' Pension Fund
Illinois Based Investment Managers
(in millions of dollars)
Reporting for the Period ending June 30, 2023

	Market Value (Current Month)	Year End 2021	Year End 2020	Year End 2019
Northern Trust Corporation	78.70	107.6	106.1	94.4
Oak Street Real Estate ^M	22.41	32.0	36.8	21.0
Red Arts Opp Fund I	2.87	6.7	0.0	0.0
Walton Street Capital	13.20	13.2	13.0	15.8
William Blair & Company	787.94	1,037.0	1,008.3	874.0
Total	\$2,223.22	\$2,640.4	\$2,645.3	\$2,373.5
Total Fund	\$11,895.0	\$13,379.6	\$12,231.2	\$11,111.6
IL Managed Assets as % of Total Fund	19%	20%	22%	21%
IL Minority Managed Assets as % of Total Fund	5%	5%	5%	5%

¹ Ativo EME is a sub-advisor in the Attucks Asset Management Manager-of-Manager program. Attucks and the sub-advisor are located in Chicago. Therefore Ativo's assets are reported as part of Attucks' Total Market Value.

² Ativo IE and Channing IE are IL based sub-advisors in a Manager-of-Managers program where the Manager-of-Manager is not IL based. Therefore, the sub-advisors' Market Values are reported separate from the Manager-of-Managers.

^M = Minority Manager

Note: Percentages may not add up due to rounding

REPORT OF THE COMMITTEE ON FINANCE AND AUDIT

Administrative Expenses

Administrative Expenses 6/1/2023-6/30/2023

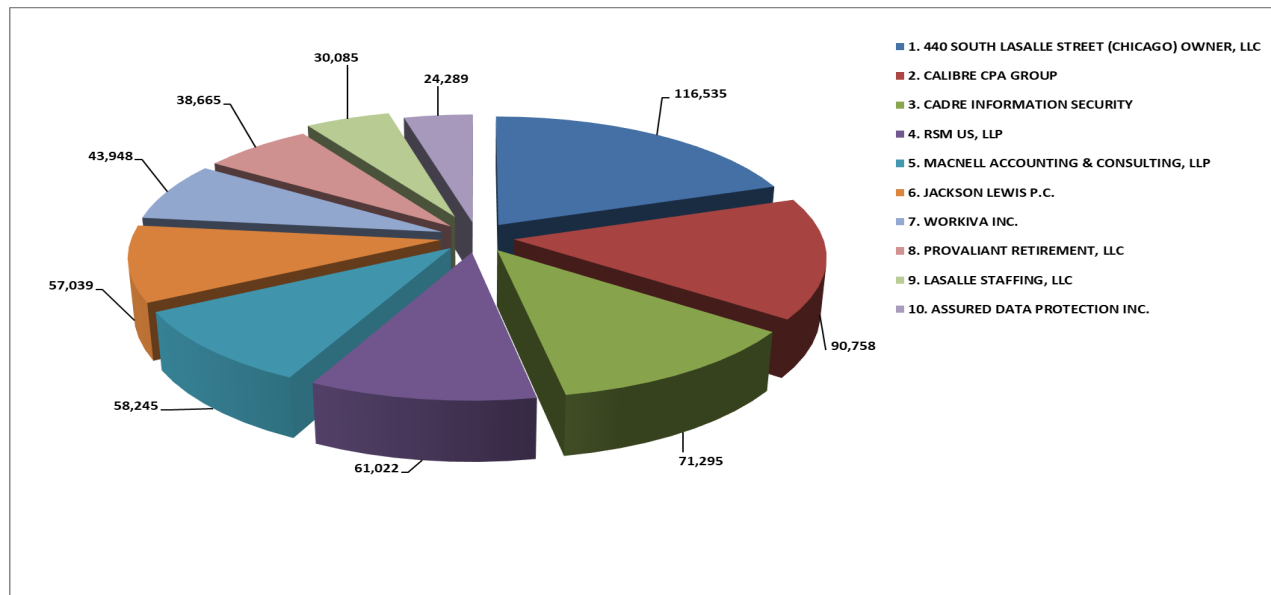
VENDOR	DESCRIPTION	Amount
22ND CENTURY TECHNOLOGIES, INC. 440 SOUTH LASALLE STREET (CHICAGO) OWNER, LLC ADP SCREENING & SELECTION SERVICES, INC. AMERICAN EXPRESS	Temporary Employee, 05/01/23-05/31/23	\$ 6,909.00
	Tenant Rent and Services, 06/01/23-06/30/2023	\$ 116,535.22
	Employee Screening Services, 4/23/23-05/27/23	\$ 89.62
	Illinois CPA Society Membership Renewal, 05/22/23-03/31/24 - Aise White	\$ 365.00
	WSJ Conference Registration for D. Oakes, 05/31/23 - Carlton Lenoir (For Information Technology)	\$ 149.00
	Google, Web Services, 04/01/23-04/30/23 - Carlton Lenoir (For Information Technology)	\$ 48.00
	Amazon, Monthly ERS Support Services, 04/01/23-04/30/23 - Carlton Lenoir (For Information Technology)	\$ 2,595.16
	Amazon, Monthly ERS Support Services, 04/01/23-04/30/23 - Carlton Lenoir (For Information Technology)	\$ 72.00
	ComEd, Electricity Services for 14th Floor, 03/31/23-05/01/23 - Carlton Lenoir (For Information Technology)	\$ 1,847.03
	ComEd, Electricity Services for 15th Floor, 03/31/23-05/01/23 - Carlton Lenoir (For Information Technology)	\$ 237.50
	Microsoft, Azure Monthly Website Services, 04/01/23-04/30/23 - Carlton Lenoir (For Information Technology)	\$ 23.62
	Atlassian, Jira Software Support, 05/26/23-05/26/24 - Carlton Lenoir (For Information Technology)	\$ 654.00
	Microsoft, Azure Monthly Website Services, 04/01/23-04/30/23 - Carlton Lenoir (For Information Technology)	\$ 100.04
	Comcast, Satellite Services, 05/13/23-06/12/23 - Carlton Lenoir (For Information Technology)	\$ 250.34
	2CO, Annual SQL Tool Support, 05/12/23-05/11/24 - Carlton Lenoir (For Information Technology)	\$ 3,851.56
	Bluesky, Monthly Zoom Timer, 05/22/23-06/21/23 - Carlton Lenoir (For Information Technology)	\$ 179.90
	Atlassian, Cloud Software Support Upgrade, 05/18/23-02/06/24 - Carlton Lenoir (For Information Technology)	\$ 3,154.30
	Atlassian, Jira Software Support Upgrade, 04/02/23-04/02/24 - Carlton Lenoir (For Information Technology)	\$ 4,002.72
	2CO, SecureBridge Software Support, 05/27/23-06/26/23 - Carlton Lenoir (For Information Technology)	\$ 106.20
	2CO, Universal Data Access Support, 05/27/23-06/26/23 - Carlton Lenoir (For Information Technology)	\$ 265.57
	Cvent, Prism Conference Refund, 05/04/23 - Richard Anderson	\$ (995.00)
	NASP, Conference Registration in Philadelphia, PA for J. Blackwell, 07/23/23-07/27/23 -	\$ 175.00
	NASP, Conference Registration in Philadelphia, PA for J. Price Ward, 07/23/23-07/27/23 -	\$ 175.00
	NASP, Conference Registration in Philadelphia, PA for Q. Washington, 07/23/23-07/27/23 -	\$ 175.00
	NASP, Conference Registration in Philadelphia, PA for T. Vinson, 07/23/23-07/27/23 -	\$ 175.00
	NASP, Conference Registration in Philadelphia, PA for V. Ochoa, 07/23/23-07/27/23 -	\$ 175.00
	NASP, Conference Registration in Philadelphia, PA for L. Nelson, 07/23/23-07/27/23 -	\$ 175.00
	NASP, Conference Registration in Philadelphia, PA for C. Lenoir, 07/23/23-07/27/23 -	\$ 175.00
	Lobbyist, Late Fee for Monthly Expenditure Filing, 05/01/23 - Gail Davis	\$ 51.13
	Airfare, NASP Conf. in Philadelphia, PA for J. Blackwell, 07/23/23-07/27/23 - Gail Davis	\$ 461.96
	Airfare, NASP Conf. in Philadelphia, PA for Q. Washington, 07/23/23-07/27/23 - Gail Davis	\$ 461.96
	Airfare, NASP Conf. in Philadelphia, PA for T. Vinson, 07/23/23-07/27/23 - Gail Davis	\$ 461.96
	WSJ, Monthly Digital Subscription for M. Reilly, 05/04/23-06/03/23 - Gail Davis	\$ 24.99
	IFEBP, Retirement Plan Basics Certificates for M. Lewis, 07/28/23-07/29/23 - Gail Davis	\$ 1,330.00
	Airfare, NASP Conf. in Philadelphia, PA for J. Price Ward, 07/23/23-07/27/23 - Gail Davis	\$ 681.96
	Fast Frame, Reframing of Trustee Photos, 05/09/23 - Gail Davis	\$ 2,582.76
	Airfare, NCPERS Conf. in New Orleans, LA for L. Nelson, 05/19/23-05/25/23 - Gail Davis	\$ 565.96
	NCPERS, Conference Registration for V. Ochoa, 05/21/23-05/24/23 - Gail Davis	\$ 1,100.00
	NCPERS, Conference Registration for V. Ochoa, 05/19/23-05/22/23 - Gail Davis	\$ 685.00
	Airfare, NASP Conf. in Philadelphia, PA for Lois Nelson, 07/23/23-07/27/23 - Gail Davis	\$ 363.96
	NCTR, Annual Registration for Directors' Meeting for C. Lenoir, 06/07/23-06/09/23 - Gail Davis	\$ 1,545.00
	Airfare, NCPERS Conf. in New Orleans, LA for V. Ochoa, 05/19/23-05/25/23 - Gail Davis	\$ 831.10
	Airfare, Due Diligence Visit to New Election Agent in Minneapolis, MN, 05/31/23-06/01/23 -	\$ 248.96
	Airfare, NCTR Admin Workshop in Madison, WI for S. Bridgmon, 06/04/23-06/06/23 - Gail Davis	\$ 434.50
	Airfare, NCTR Admin Workshop in Madison, WI for D. Smith, 06/04/23-06/06/23 - Gail Davis	\$ 436.50
	Lunch, Board of Trustees Meeting, 05/18/23 - Gail Davis	\$ 370.88
	Lodging, NCPERS Conf. New Orleans, LA for L. Nelson, 05/19/23-05/25/23 - Gail Davis	\$ 303.96
	Garveys, Office Supplies, 05/16/23 - Gail Davis	\$ 775.84
	Legacy Parking, Trustee Parking for May Board Meeting, 05/18/23 - Gail Davis	\$ 320.00
	UPS, Delivery Services, 05/18/23 - Gail Davis	\$ 45.00
	Breakfast, Board of Trustees Meeting, 05/18/23 - Gail Davis	\$ 254.84
	NCTR, Conference Registration for S. Bridgmon, 06/04/23-06/06/23 - Gail Davis	\$ 1,240.00
	Garveys, Office Supplies, 05/19/23 - Gail Davis	\$ 467.34
	IFEBP, Conference Registration for V. Ochoa, 06/19/23-06/21/23 - Gail Davis	\$ 1,950.00
	IFEBP, Conference Registration for P. Weiss, 06/19/23-06/21/23 - Gail Davis	\$ 1,950.00
	Lunch, Investment and Finance Audit Committee Meeting, 05/19/23 - Gail Davis	\$ 534.13
	Lodging, NCPERS Conf. New Orleans, LA for L. Nelson, 05/19/23-05/25/23 - Gail Davis	\$ 1,519.79
	Lodging, NCTR Conf. Annual Trustee Conf. in Williamsburg, VI, 07/16/23-07/19/23 - Gail Davis	\$ 492.56
	Lunch, Board of Trustees Meeting, 05/20/23 - Gail Davis	\$ 170.87
	UPS, Additional Delivery Charges, 05/20/23 - Gail Davis	\$ 8.65
	Legacy Parking, Trustee Parking for May Investment and Finance Committee Meeting, 05/22/23 - Gail Davis	\$ 320.00
	Garveys, Office Supplies, 05/22/23 - Gail Davis	\$ 35.80
	Lodging, NCPERS Conf. New Orleans, LA for L. Nelson, 05/19/23-05/25/23 - Gail Davis	\$ 150.50
	Garveys, Office Supplies, 05/23/23 - Gail Davis	\$ 303.60
	Airfare, Advanced Trustees Conference in San Diego CA for P. Weiss, 06/19/23-06/21/23 -	\$ 986.41
	Breakfast, Investment and Finance Audit Committee Meeting, 05/24/23 - Gail Davis	\$ 217.37
	Chicago Tribune, Monthly Digital Subscription for C. Lenoir, 05/25/23-06/24/23 - Gail Davis	\$ 34.00
	Airfare, NASP Conf in Philadelphia, PA for V. Ochoa, 07/23/23-07/27/23 - Gail Davis	\$ 542.67
	Hubworks, Member Services Scheduling Tool, 05/01/23-05/31/23 - Jenn Pentangelo	\$ 29.00
	Airfare, Prism Conference in St. Petersburg, FL, 05/05/23 - Jenn Pentangelo	\$ 35.00
	Transportation, Prism Conference in St. Petersburg, FL, 05/06/23 - Jenn Pentangelo	\$ 40.04
	Transportation, Prism Conference in St. Petersburg, FL, 05/06/23 - Jenn Pentangelo	\$ 42.99
	Airfare, Prism Conference in St. Petersburg, FL, 05/10/23 - Jenn Pentangelo	\$ 35.00
	Lodging, Prism Conference in St. Petersburg, FL, 05/07/23-05/10/23 - Jenn Pentangelo	\$ 607.94
	Transportation, Prism Conference in St. Petersburg, FL, 05/06/23 - Jenn Pentangelo	\$ 37.00
	Transportation, Prism Conference in St. Petersburg, FL, 05/06/23 - Jenn Pentangelo	\$ 47.08
	Lodging, Prism Conference in St. Petersburg, FL, 05/09/23 - Jenn Pentangelo	\$ 303.97
	Transportation, Prism Conference in St. Petersburg, FL, 05/06/23 - Edgar Samayoa	\$ 43.95
	Lodging, Prism Conference in St. Petersburg FL, 05/06/23-05/10/23 - Edgar Samayoa	\$ 1,215.88
	Ziprecruiter, HR Recruiting Services, 04/30/23 - LaToya Bibbs	\$ 558.08
	Ziprecruiter, HR Recruiting Services, 05/03/23 - LaToya Bibbs	\$ 65.40
	Ziprecruiter, HR Recruiting Services, 05/07/23 - LaToya Bibbs	\$ 558.08
	Party City, Supplies Refund, 05/09/23 - LaToya Bibbs	\$ (104.74)

VENDOR	DESCRIPTION	Amount
	Ziprecruiter, HR Recruiting Services, 05/14/23 - LaToya Bibbs	\$ 592.96
	Witlivo, Teams Pro Calendar, 05/19/23-06/19/23 - LaToya Bibbs	\$ 110.60
	Ziprecruiter, HR Recruiting Services, 05/22/23 - LaToya Bibbs	\$ 558.08
	Airfare, NCPERS Conference in New Orleans, LA, 05/19/23-05/25/23 - Michelle Holleman	\$ 797.62
	FSPRG, Pension News Flip Book for Retiree, 05/10/23 - Michelle Holleman	\$ 63.00
	FSPRG, Pension News Flip Book, 05/10/23 - Michelle Holleman	\$ 63.00
	Transportation, RTAC Meeting in Chicago, IL, 05/17/23 - Michelle Holleman	\$ 14.00
	Transportation, NCPERS Conference in New Orleans, LA, 05/22/23 - Michelle Holleman	\$ 74.00
	Transportation, NCPERS Conference in New Orleans, LA, 05/22/23 - Michelle Holleman	\$ 51.52
	Transportation, NCPERS Conference in New Orleans, LA, 05/25/23 - Michelle Holleman	\$ 46.00
	Transportation, NCPERS Conference in New Orleans, LA, 05/25/23 - Michelle Holleman	\$ 45.90
	Meal, NCPERS Conference in New Orleans, LA, 05/25/23 - Michelle Holleman	\$ 29.24
	Lodging, NCPERS Conference in New Orleans, LA, 05/19/23-05/25/23 - Michelle Holleman	\$ 938.78
	Airfare, ISFFA Conference in Houston, TX, 05/20/23-05/22/23 - Fernando Vinzons	\$ 383.60
	Airfare, MB Annual Meeting for S. Qiu, New York, NY, 05/18/23-05/20/23 - Fernando	\$ 447.88
	Transportation, Presentation and Q&A with WM Blair, Chicago, IL, 05/16/23 - Fernando	\$ 4.98
	Transportation, Presentation and Q&A with WM Blair, Chicago, IL, 05/16/23 - Fernando	\$ 8.91
	Transportation, Meeting with Manulife, Chicago, IL, 05/17/23 - Fernando Vinzons	\$ 14.93
	Transportation, ISFFA Conference in Houston, TX, 05/20/23 - Fernando Vinzons	\$ 43.95
	Lodging, ISFFA Conference in Houston, TX, 05/20/23 - Fernando Vinzons	\$ 313.00
	Transportation, ISFFA Conference in Houston, TX, 05/21/23 - Fernando Vinzons	\$ 63.93
	Transportation, ISFFA Conference in Houston, TX, 05/22/23 - Fernando Vinzons	\$ 29.83
	Meal, NCPERS Conference in New Orleans, LA, 05/19/23 - Victor Ochoa	\$ 21.98
	Meal, NCPERS Conference in New Orleans, LA, 05/20/23 - Victor Ochoa	\$ 19.41
	Meal, NCPERS Conference in New Orleans, LA, 05/19/23 - Victor Ochoa	\$ 9.94
	Meal, NCPERS Conference in New Orleans, LA, 05/21/23 - Victor Ochoa	\$ 17.89
	Meal, NCPERS Conference in New Orleans, LA, 05/19/23-05/25/23 - Victor Ochoa	\$ 1,272.10
	Meal, NCPERS Conference in New Orleans, LA, 05/22/23 - Victor Ochoa	\$ 28.06
	Lodging, NCPERS Conference in New Orleans, LA, 05/19/23-05/25/23 - Victor Ochoa	\$ 28.36
	Meal, NCPERS Conference in New Orleans, LA, 05/22/23 - Victor Ochoa	\$ 17.89
ASSURED DATA PROTECTION INC.	Disaster Recovery and Data Protections Services, 05/01/23-05/31/23	\$ 53,019.86
AT&T MOBILITY LLC	Data Services, 04/25/23-05/24/23	\$ 24,288.96
ATHENA CONSULTING	Temporary Employee, 04/01/23-04/30/23	\$ 2,574.12
BAKER TILLY VIRCHOW KRAUSE, LLP	Professional Services, 05/01/23-05/30/23	\$ 2,143.90
BDO USA, LLP	Professional Services, 03/16/23-04/30/23	\$ 6,908.00
	Professional Services, 05/01/23-05/31/23	\$ 11,418.67
BLACKWELL, JEFFERY	Reimburse, Meeting Travel Expense, 01/01/23-03/31/23	\$ 5,746.53
BNY MELLON	Bank Fees, 04/01/23-04/30/23	\$ 17,165.20
	Bank Fees, 05/01/23-05/31/23	\$ 150.00
BURKE, WARREN, MACKAY & SERRITELLA, P.C.	Legal Services, 04/19/23-04/28/23	\$ 1,178.53
	Legal Services, 04/03/23-04/19/23	\$ 1,192.24
	Legal Services, 04/12/23-04/28/23	\$ 1,040.00
	Legal Services, 4/19/23-4/26/23	\$ 1,332.50
	Legal Services, 04/20/23-04/27/23	\$ 1,267.50
	Legal Services, 04/20/23-04/28/23	\$ 1,560.00
	Legal Services, 4/10/23-4/28/23	\$ 1,007.50
	Legal Services, 04/04/23-04/19/23	\$ 1,202.50
	Legal Services, 04/03/23-04/04/23	\$ 2,112.50
	Legal Services, 04/03/23-04/04/23	\$ 1,202.50
CADRE INFORMATION SECURITY	Software Renewal, 06/01/23-05/31/24	\$ 487.50
CALIBRE CPA GROUP	Audit Services, 03/01/23-03/31/23	\$ 11,212.50
	Audit Services, 04/01/23-04/30/23	\$ 71,295.00
	Audit Services, 09/01/22-09/30/22	\$ 37,825.00
CALLTOWER, INC	Software Services, 04/24/23-04/27/23	\$ 23,975.00
	Webex Services, 05/15/23-06/14/23	\$ 28,957.50
CARDINAL COLORPRINT PRINTING CORP	Printing and Mailing Services, 05/30/23	\$ 481.78
CBIZ	Consulting Services, 05/01/23-05/30/23	\$ 1,733.71
CHAPMAN SPINGOLA, LLP	Legal Services, 04/03/23-04/30/23	\$ 2,215.49
CHICAGO MESSENGER SERVICE INC.	Delivery Services, 05/08/23-05/12/23	\$ 14,750.69
	Delivery Services, 04/17/23-04/21/23	\$ 1,200.00
	Delivery Services, 05/01/23-05/05/23	\$ 14,883.88
	Delivery Services, 05/15/23-05/19/23	\$ 129.28
	Delivery Services, 05/22/23-05/26/23	\$ 188.92
	Delivery Services, 05/30/23-06/02/23	\$ 118.03
	Delivery Services, 06/05/23-06/09/23	\$ 127.06
	Delivery Services, 04/03/23-04/07/23	\$ 114.41
	Delivery Services, 04/24/23-04/28/23	\$ 87.14
CLAIRE RIBELIN	Temporary Employee, 04/17/23-05/15/23	\$ 194.68
CLAYBORNE & WAGNER LLP	Lobby Consultant Service, 04/24/23-05/18/23	\$ 161.39
COFFEE UNLIMITED	Water Machine Service, 05/01/23-05/31/23	\$ 134.67
	Water Machine Service, 05/15/23	\$ 1,255.58
	Water Machine Service, 06/01/23-06/30/23	\$ 6,987.50
COGENT COMMUNICATIONS INC.	Software Services, 06/01/23-06/30/23	\$ 9,000.00
COMGRAPHIC INC.	Processing of Lump Sum Checks, 05/01/23-05/31/23	\$ 272.70
	Processing of Advances and Checks, 05/01/23-05/31/23	\$ 299.94
CONCUR TECHNOLOGIES INC.	Support Services, 05/01/23-06/30/23	\$ 272.70
CUTTING EDGE DOCUMENT DESTRUCTION	Secure Container-Records Shred, 5/16/23	\$ 845.34
	Secure Container-Records Shred, 5/30/23	\$ 1,880.63
DELINEA INC.	Software Services, 06/29/23-06/28/24	\$ 682.22
ELEMENT 78, LLC	Consulting Services, 3/28/23-4/27/23	\$ 9,544.27
ELIZONDO, ALEJANDRA	Reimburse-Transportation, SHRM Conference in Las Vegas, NV, 06/10/23-06/15/23	\$ 10,226.49
	Reimburse-Lodging, SHRM Conference in Las Vegas, NV, 06/10/23-06/15/23	\$ 555.61
	Reimburse-Meal, SHRM Conference in Las Vegas, NV, 06/10/23-06/15/23	\$ 100.00
ENVISION INFORMATION TECHNOLOGIES, LLC	Professional Services, 02/02/23-02/23/23	\$ 100.00
	Professional Services, 04/05/23-04/27/23	\$ 200.00
	Professional Services, 2/28/23	\$ 17,506.61
	Professional Services, 05/04/23-05/24/23	\$ 8,750.00
	Professional Services, 03/06/23-03/29/23	\$ 112.01
FREEMAN MATHIS & GARY, LLP	Legal Services, 4/7/23-5/8/23	\$ 198.40
	Legal Services, 04/01/23-04/30/23	\$ 319.15
FREIHAMMER, JOHN	Reimburse, CAIA Annual Membership Fee, 05/19/23-05/18/24	\$ 892.50
GABRIEL, ROEDER, SMITH & COMPANY	Actuarial Services, 04/01/23-04/30/23	\$ 2,347.50
GOLDSTINE SKRODZKI RUSSIAN NEMEC & HOFF LTD.	Legal Services, 5/31/23	\$ 62.50
	Legal Services, 4/10/23-4/27/23	\$ 1,350.00
	Reimburse-Transportation, APPFA Conference in Madison, WI, 06/06/23-06/09/23	\$ 397.50
HICKEY, SEAN	Legal Services, 05/01/23-05/26/23	\$ 612.00
ICE MILLER, LLP	Legal Services, 05/19/23-05/30/23	\$ 2,899.00
ICON INTEGRATION & DESIGN, INC	Data Services, 05/01/23-05/31/23	\$ 3,511.00
		\$ 350.00
		\$ 3,500.00
		\$ 175.00
		\$ 4,182.50
		\$ 203.71
		\$ 8,712.50
		\$ 4,774.95
		\$ 13,487.45
		\$ 13,780.00

VENDOR	DESCRIPTION		Amount
ILLINOIS DEPARTMENT OF INSURANCE	FY2024 Compliance Fee, 05/03/23		\$ 8,000.00
IMPACT NETWORKING, LLC	Supplies Services, 05/30/23		\$ 19.50
ISI TELEMANAGEMENT SOLUTIONS, LLC	Professional Services, 06/02/23-07/01/23		\$ 4,618.00
JACKSON LEWIS P.C.	Legal Services, 04/03/23-04/30/23	\$ 10,124.07	
	Legal Services, 04/04/23-04/28/23	\$ 10,010.00	
	Legal Services, 04/05/23-04/28/23	\$ 3,960.00	
	Legal Services, 05/12/23-05/31/23	\$ 11,220.00	
	Legal Services, 05/10/23-05/26/23	\$ 2,695.00	
	Legal Services, 05/01/23-05/31/23	\$ 19,030.00	\$ 57,039.07
JACOBS, BURNS, ORLOVE & HERNANDEZ	Legal Services, 04/01/23-04/30/23		\$ 1,652.00
JANKOWSKI, MATTHEW	Reimburse-Airfare, Prism Conference in St. Petersburg, FL, 05/07/23-05/10/23	\$ 625.90	
	Reimburse-Transportation, Prism Conference in St. Petersburg, FL, 05/07/23-05/10/24	\$ 223.92	
	Reimburse-Lodging, Prism Conference in St. Petersburg, FL, 05/07/23-05/10/25	\$ 911.91	
	Reimburse, Prism Conference Registration, St. Petersburg, FL, 05/07/23-05/10/26	\$ 995.00	\$ 2,756.73
KNOWBE4 INC.	Security Awareness Training Services, 07/05/23-07/04/24	\$ 4,968.00	
	Security Awareness Training Services, 07/05/23-07/04/24	\$ 1,992.00	\$ 6,960.00
LASALLE STAFFING, LLC	Temporary Employee, 05/01/23-05/05/23	\$ 3,164.00	
	Temporary Employee, 05/01/23-05/05/23	\$ 1,253.00	
	Temporary Employee, 05/15/23-05/19/23	\$ 1,566.25	
	Temporary Employee, 05/08/23-05/12/23	\$ 3,164.00	
	Temporary Employee, 05/08/23-05/12/23	\$ 1,566.25	
	Temporary Employee, 03/20/23-03/24/23	\$ 3,164.00	
	Temporary Employee, 05/15/23-05/19/23	\$ 3,164.00	
	Temporary Employee, 05/22/23-05/26/23	\$ 3,164.00	
	Temporary Employee, 05/22/23-05/26/23	\$ 1,499.13	
	Temporary Employee, 05/30/23-06/02/23	\$ 1,253.00	
	Temporary Employee, 05/30/23-06/02/23	\$ 2,531.20	
	Temporary Employee, 06/05/23-06/09/23	\$ 1,432.00	
	Temporary Employee, 06/05/23-06/09/23	\$ 3,164.00	\$ 30,084.83
LEGACY PARKING COMPANY, LLC	Employee Parking, 06/01/23-06/30/23	\$ 296.00	
	Employee Parking, 07/01/23-07/31/23	\$ 296.00	\$ 592.00
LENOIR, CARLTON	Reimburse, Mileage Travel Expense, 05/01/23-05/31/23		\$ 749.98
LEXISNEXIS	Legal Services, 05/01/23-05/31/23	\$ 621.00	
	Legal Services, 03/01/23-03/31/23	\$ 57.00	\$ 678.00
MACNELL ACCOUNTING & CONSULTING, LLP	Audit Services, 04/01/23-04/30/23	\$ 23,645.00	
	Audit Services, 03/01/23-03/31/23	\$ 26,605.00	
	Audit Services, 05/01/23-05/31/23	\$ 7,995.00	\$ 58,245.00
MITTERA GROUP INC.	Postage for Printing and Mailing, 05/24/23		\$ 17,496.13
NATIONAL ASSOCIATION OF PUBLIC PENSION ATTORNEYS	Conference Registration, 06/27/23-06/30/23		\$ 990.00
NELSON, LOIS	Reimburse, Meeting Travel Expense, 01/01/23-03/31/23		\$ 125.00
NORTH SHORE PRINTERS INC.	Business Card Printing Services, 05/02/23	\$ 226.00	
	Printing and Mailing Services, 05/24/23	\$ 419.00	
	Trustee Packets, Printing and Mailing Services, 05/22/23	\$ 276.00	
	Trustee Packets, Printing and Mailing Services, 05/22/23	\$ 259.00	
	Trustee Packets, Printing and Mailing Services, 05/22/23	\$ 259.00	
	Trustee Packets, Printing and Mailing Services, 05/22/23	\$ 495.00	
	Trustee Packets, Printing and Mailing Services, 05/22/23	\$ 541.00	
	Trustee Packets, Printing and Mailing Services, 05/30/23	\$ 534.00	
	Trustee Packets, Printing and Mailing Services, 06/09/23	\$ 990.01	
	Trustee Packets, Printing and Mailing Services, 06/09/23	\$ 191.00	
	Trustee Packets, Printing and Mailing Services, 06/14/23	\$ 580.00	\$ 4,770.01
OTTOSEN BRITZ KELLY COOPER GILBERT & DINOLFO LTD	Legal Services, 05/01/23-05/31/23		\$ 15,352.87
PROTEK INTERNATIONAL, INC.	Legal Services, 05/31/23-06/01/23		\$ 891.12
PROVALIANT RETIREMENT, LLC	Consulting Services, 05/31/23		\$ 38,665.00
QUADIANT FINANCE USA, INC.	Postage Machine Services, 04/17/23-05/09/23	\$ 1,976.78	
	Postage Machine Services, 05/24/23-05/30/23	\$ 651.60	\$ 2,628.38
REILLY, MARY SHARON	Reimburse, Meeting Travel Expense, 01/01/23-03/31/23		\$ 175.00
REINHART BOERNER VAN DEUREN S.C.	Legal Services, 12/01/22-12/31/22	\$ 13,500.00	
	Legal Services, 11/18/22-12/01/22	\$ 174.00	\$ 13,674.00
RODRIGUEZ, MARIA	Reimburse, Meeting Travel Expense, 01/01/23-03/31/23		\$ 175.00
ROMAY CORP	Legal Services, 04/11/23	\$ 3,138.80	
	Legal Services, 04/25/23	\$ 3,196.35	
	Legal Services, 04/13/23	\$ 2,774.25	
	Legal Services, 04/27/23	\$ 3,243.90	\$ 12,353.30
RSM US, LLP	Professional Services, 04/19/23-04/21/23	\$ 787.50	
	Sage Intacct Annual Subscription, 05/01/23-04/30/24	\$ 54,859.20	
	Professional Services, 04/25/23-04/27/23	\$ 231.00	
	AvidXchange Processing Fee, 04/18/23	\$ 357.20	
	Professional Services, 05/04/23-05/15/23	\$ 254.10	
	Sage Intacct Annual Subscription, 06/15/23-06/14/24	\$ 3,000.00	
	AvidXchange Monthly Fees, 04/01/23-04/30/23	\$ 331.76	
	Professional Services, 04/10/23-05/31/23	\$ 1,201.20	\$ 61,021.96
SANDSTORM DESIGN INC.	Web Support Services, 06/01/23-06/30/23		\$ 2,775.00
SENTINEL TECHNOLOGIES INC.	Managed Services, 05/01/23-05/31/23	\$ 3,002.96	
	Equipment Services, 05/26/23	\$ 190.84	
	Software Services, 05/01/23-05/31/23	\$ 1,398.19	
	Managed Services, 05/01/23-05/31/23	\$ 2,446.40	\$ 7,038.39
SHI INTERNATIONAL CORP.	Maintenance Services, 04/16/23-04/15/24	\$ 2,604.00	
	Software Subscription, 05/27/23-05/26/24	\$ 2,517.75	\$ 5,121.75
SOFTWARE ONE INC.	Software Support, 04/03/23-05/29/23		\$ 10,372.98
SPORTS AWARDS COMPANY	Awards, 03/03/23		\$ 76.07
SUN LIFE ASSURANCE COMPANY OF CANADA	Employee insurance, 06/01/2023-06/30/2023		\$ 6,570.67
THE HARTFORD	Insurance Services, 05/01/23-05/01/24		\$ 3,567.00
THE SEGAL COMPANY	Consulting and Actuarial Services, 04/03/23-04/27/23	\$ 6,271.25	
	Consulting and Actuarial Services, 04/03/23-04/24/23	\$ 2,826.25	
	Consulting and Actuarial Services, 03/06/23-04/28/23	\$ 3,327.50	\$ 12,425.00
TRAVLOS, JERRY	Reimburse, Meeting Travel Expense, 01/01/23-03/31/23		\$ 100.00
UNISHIPPERS	Delivery Service, 03/30/23	\$ 406.49	
	Delivery Service, 02/17/23	\$ 40.34	
	Delivery Service, 05/03/23	\$ 17.58	\$ 464.41
WIPFLI LLP	AssetEdge Subscription, 07/01/23-06/30/24		\$ 3,500.00
WORKIVA INC.	Subscription Service, 6/8/23-6/7/24		\$ 43,948.27
WORKPLACE SOLUTIONS	EAP Services, 06/01/23-06/30/23		\$ 300.44
CTPF STAFF PAYROLL	Staff Payroll, June 2023		\$ 920,646.73
PHYSICIANS, DISABILITY APPLICANTS			

VENDOR	DESCRIPTION		Amount
ACCESS MEDICAL EVALUATIONS, INC.	Medical Evaluation for L. Jimenez, 05/10/23	\$ 850.00	
	Medical Evaluation for L. Jimenez, 05/17/23	\$ 850.00	
	Medical Evaluation for J. Bradley, 05/31/23	\$ 850.00	
	Medical Evaluation for D. Phillips, 05/31/23	\$ 850.00	
	Medical Evaluation for D. Phillips, 05/30/23	\$ 850.00	
	Medical Evaluation for J. Bradley, 06/02/23	\$ 850.00	\$ 5,100.00
	Total Administrative Expenses for June 2023		\$ 1,902,266.28

The following chart represents the top 10 administrative expenses for the month of June 2023, comprising of 60.30% of the total administrative expenses.



- 440 S LASALLE ST (CHICAGO) OWNER, LLC:** Rent and operating expenses for June 2023.
- CALIBRE CPA GROUP:** Payroll audit services, September 2022, and March to April 2023.
- CADRE INFORMATION SECURITY:** Software renewal, 06/01/23-05/31/24.
- RSM US, LLP:** Professional services, 04/01/23-05/31/23, and software renewals, 05/01/23-06/14/24.
- MACNELL ACCOUNTING & CONSULTING, LLP:** Payroll audit services, 03/01/23-05/31/23.
- JACKSON LEWIS P.C.:** Legal Services, 04/01/23-05/31/23.
- WORKIVA INC:** Software Renewal, 06/08/23-06/07/24.
- PROVALIANT RETIREMENT, LLC:** Consulting services, 05/31/23.
- LASALLE STAFFING, LLC:** Temporary employees, 03/20/23-06/09/23.
- ASSURED DATA PROTECTION INC:** Disaster recovery and data protection services for May 2023.

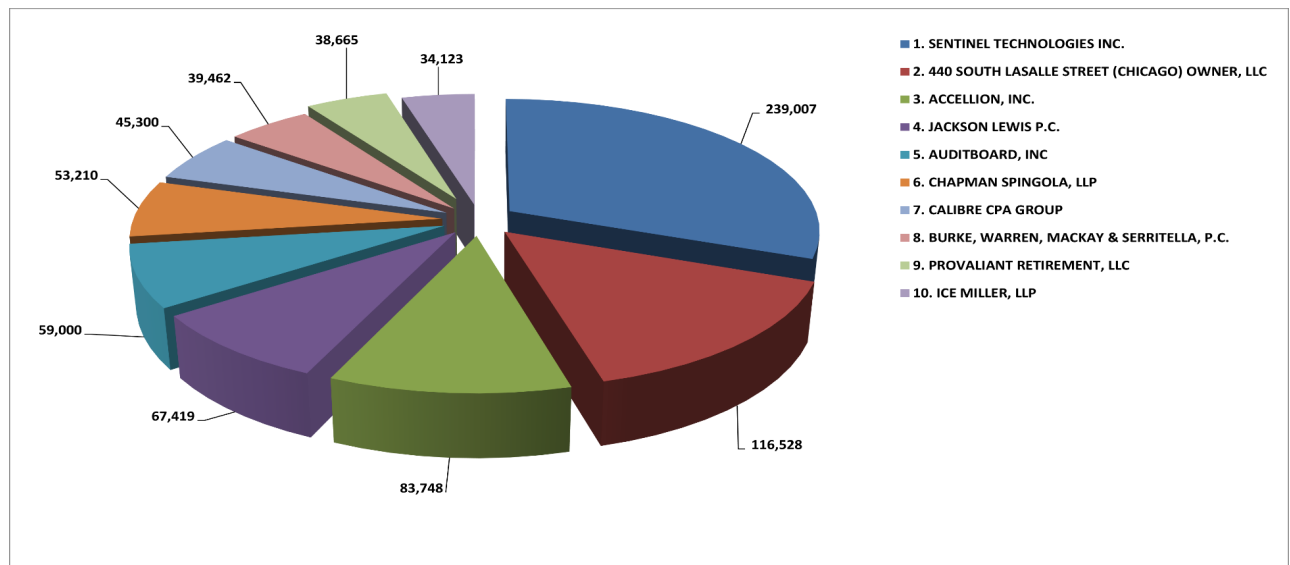
Administrative Expenses
7/1/2023-7/31/2023

VENDOR	DESCRIPTION		Amount
440 SOUTH LASALLE STREET (CHICAGO) OWNER, LLC	Tenant Rent and Services, 07/01/23-07/31/2023		\$ 116,528.09
ACCELLION, INC.	Software Renewal, 07/01/23-06/30/24		\$ 83,747.76
ADP SCREENING & SELECTION SERVICES, INC.	Employee Screening Services, 06/25/23-07/22/23		\$ 76.34
AMERICAN EXPRESS	Breakfast, June First Friday Committee Meeting, 06/02/23 - Carlton Lenoir	\$ 49.50	
	Meal, NCTR Annual Directors' Meeting in Madison, WI, 06/10/23 - Carlton Lenoir	\$ 40.00	
	Lodging, NCTR Annual Directors' Meeting in Madison, WI, 06/07/23-06/10/23 - Carlton Lenoir	\$ 695.25	
	Google, Web Services, 05/01/23-05/31/23 - Carlton Lenoir (For Information Technology)	\$ 48.00	
	Amazon, Monthly ERS Support Services, 05/01/23-05/31/23 - Carlton Lenoir (For Information Technology)	\$ 2,876.26	
	Amazon, Monthly ERS Support Services, 05/01/23-05/31/23 - Carlton Lenoir (For Information Technology)	\$ 74.30	
	FSPRG, Annual Software Renewal, 06/01/23-06/04/24 - Carlton Lenoir (For Information Technology)	\$ 206.00	
	Microsoft, Azure Monthly Website Services, 05/01/23-05/31/23 - Carlton Lenoir (For Information Technology)	\$ 24.42	
	Microsoft, Azure Monthly Website Services, 05/01/23-05/31/23 - Carlton Lenoir (For Information Technology)	\$ 100.05	
	Twilio, Software Support Services, 06/01/23-06/30/23 - Carlton Lenoir (For Information Technology)	\$ 250.03	
	ComEd, Electricity Services for 14th Floor, 05/01/23-05/31/23 - Carlton Lenoir (For Information Technology)	\$ 1,643.11	
	ComEd, Electricity Services for 15th Floor, 05/01/23-05/31/23 - Carlton Lenoir (For Information Technology)	\$ 214.78	
	Zayo, Telecommunication Services, 06/01/23-06/30/23 - Carlton Lenoir (For Information Technology)	\$ 1,420.82	
	Comcast, Satellite Services, 06/13/23-07/12/23 - Carlton Lenoir (For Information Technology)	\$ 250.34	
	AT&T, Mobile Data Services, 04/25/23-05/24/23 - Carlton Lenoir (For Information Technology)	\$ 3,974.32	
	AT&T, Mobile Data Services, 04/25/23-05/24/23 - Carlton Lenoir (For Information Technology)	\$ 180.34	
	CallTower, WebEx Calling Services, 05/02/23-06/14/23 - Carlton Lenoir (For Information Technology)	\$ 2,259.80	
	Amazon, Computer Equipment and Supplies, 06/20/23 - Carlton Lenoir (For Information Technology)	\$ 275.63	
	Bluesky, Monthly Zoom Timer, 06/22/23-07/21/23 - Carlton Lenoir (For Information Technology)	\$ 179.90	
	Refund, Project 125 Vendor Meeting, 06/13/23 - Richard Anderson	\$ (46.65)	
	Breakfast, Project 125 Vendor Meeting, 06/09/23 - Richard Anderson	\$ 257.83	
	Lunch, Project 125 Vendor Meeting, 06/07/23 - Richard Anderson	\$ 503.19	
	Pryor, Training Class for S. King, 06/06/23 - Richard Anderson	\$ 199.00	
	Meal, Due Diligence Visit to New Election Agent in Minneapolis, MN, 05/31/23 - Gail Davis	\$ 30.54	
	NCTR, Conference Registration for D. Smith, 06/04/23-06/06/23 - Gail Davis	\$ 1,240.00	
	Meal, Due Diligence Visit to New Election Agent in Minneapolis, MN, 06/01/23 - Gail Davis	\$ 4.68	
	Meal, Due Diligence Visit to New Election Agent in Minneapolis, MN, 06/01/23 - Gail Davis	\$ 35.03	
	Lodging, Due Diligence Visit to New Election Agent in Minneapolis, MN, 06/01/23 - Gail Davis	\$ 215.51	
	Lunch, Investment Committee Meeting, 06/02/23 - Gail Davis	\$ 320.06	
	UPS Delivery Service Fee, 06/03/23 - Gail Davis	\$ 53.65	
	WJS, Monthly Digital Subscription for M. Reilly, 06/03/23-07/02/23 - Gail Davis	\$ 24.99	
	Garveys, Office Supplies, 06/03/23 - Gail Davis	\$ 17.79	
	Lodging, NCTR Admin Conf. in Madison, WI for S. Bennett, 06/04/23-06/06/23 - Gail Davis	\$ 413.50	
	Lodging, NCTR Admin Conf. in Madison, WI for D. Smith, 06/04/23-06/06/23 - Gail Davis	\$ 413.50	
	Amazon, Coffee Supplies for Staff, 06/28/23 - Gail Davis	\$ 118.94	
	Legacy, Trustee Parking for June Board Meeting, 06/15/23 - Gail Davis	\$ 320.00	
	Transportation, Pick up of Trustee Photos, 06/14/23 - Gail Davis	\$ 11.55	
	Breakfast, June Board of Trustees Meeting, 06/16/23 - Gail Davis	\$ 246.00	
	Lunch, June Board of Trustees Meeting, 06/16/23 - Gail Davis	\$ 714.56	
	Refund-Amazon, Coffee Supplies, 06/18/23 - Gail Davis	\$ (57.70)	
	Chicago Tribune, Monthly Digital Subscription for C. Lenoir, 06/22/23-07/21/23 - Gail Davis	\$ 34.00	
	Lodging, IFEBP Conference in San Diego, CA for P. Weiss, 06/18/23-06/22/23 - Gail Davis	\$ 1,621.52	
	Lodging, IFEBP Conference in San Diego, CA for V. Ochoa, 06/18/23-06/22/23 - Gail Davis	\$ 1,621.52	
	Philips Flowers, Sympathy Floral Arrangement for Staff, 06/23/28 - Gail Davis	\$ 100.52	
	Addison Floral, Sympathy Floral Arrangement for Staff, 06/28/23 - Gail Davis	\$ 553.08	
	NCTR, Conference Registration, 06/27/23 - Gail Davis	\$ 2,630.00	
	Hubworks, Member Services Scheduling Tool, 06/01/23-06/30/23 - Jenn Pentangelo	\$ 29.00	
	Amazon, Laptop Bags for Staff, 06/01/23 - Jenn Pentangelo	\$ 202.13	
	NAPPA, Conference Registration for R. Gonzales, 06/24/23-06/30/23 - Daniel Hurtado	\$ 990.00	
	Ziprecruter, HR Recruiting Services, 05/30/23 - LaToya Bibbs	\$ 558.08	
	Ziprecruter, HR Recruiting Services, 05/31/23 - LaToya Bibbs	\$ 65.40	
	Ziprecruter, HR Recruiting Services, 06/06/23 - LaToya Bibbs	\$ 575.52	
	Pryor Learning, Staff Training Seminar Memberships, 05/01/23-05/31/23 - LaToya Bibbs	\$ 995.00	
	Ziprecruter, HR Recruiting Services, 06/06/23 - LaToya Bibbs	\$ 558.08	
	Witvivo, Teams Pro Calendar, 06/19/23-07/19/23 - LaToya Bibbs	\$ 110.60	
	Ziprecruter, HR Recruiting Services, 06/22/23 - LaToya Bibbs	\$ 553.08	
	Transportation, Conference, 05/31/23 - Michelle Holleman	\$ 6.88	
	Crain's Subscription, 06/06/23-06/06/23 - Michelle Holleman	\$ 169.00	
	Lodging, Opal Conference in New York, NY, 07/09/23-07/12/23 - Michelle Holleman	\$ 532.10	
	FedEx, Delivery Services for Presentation Package, 05/30/23 - Fernando Vinzons	\$ 41.19	
	Transportation, Heitman Annual Client Conference in Chicago, IL, 06/07/23 - Fernando Vinzons	\$ 11.98	
	Transportation, Meeting with Manulife in Chicago, IL, 06/21/23 - Fernando Vinzons	\$ 13.93	
	Transportation, Meeting with Manulife in Chicago, IL, 06/21/23 - Fernando Vinzons	\$ 28.70	
	NASP, Conference Registration, 06/22/23 - Fernando Vinzons	\$ 225.00	
	Transportation, Adams St. Annual Conference in Chicago, IL, 06/28/23 - Fernando Vinzons	\$ 17.95	
	Meal, APPFA Spring Conference in Madison, WI, 06/06/23 - Sean Hickey	\$ 14.51	
	Meal, APPFA Spring Conference in Madison, WI, 06/06/23 - Sean Hickey	\$ 28.98	
	Lodging, APPFA Spring Conference in Madison, WI, 06/06/23-06/09/23 - Sean Hickey	\$ 529.93	
	Transportation, IFEBP Conference in San Diego, CA, 06/19/23 - Victor Ochoa	\$ 31.26	
	Meal, IFEBP Conference in San Diego, CA, 06/20/23 - Victor Ochoa	\$ 32.05	
	Meal, IFEBP Conference in San Diego, CA, 06/20/23 - Victor Ochoa	\$ 28.96	
	Meal, IFEBP Conference in San Diego, CA, 06/21/23 - Victor Ochoa	\$ 28.44	
	Meal, IFEBP Conference in San Diego, CA, for V. Ochoa and P. Weiss, 06/22/23 - Victor Ochoa	\$ 48.91	
	Meal, IFEBP Conference in San Diego, CA, 06/22/23 - Victor Ochoa	\$ 24.31	
	Meal, IFEBP Conference in San Diego, CA, 06/21/23 - Victor Ochoa	\$ 7.13	\$ 32,156.96
ARCEO LABS, INC	Cyber Insurance, 06/05/2023		\$ 25,000.00
ASSURED DATA PROTECTION INC.	Disaster Recovery and Data Protections Services, 06/01/23-06/30/23		\$ 24,288.96
ATHENA CONSULTING	Temporary Employees, 05/01/23-05/28/23	\$ 2,033.08	
	Temporary Employees, 05/29/23-06/30/23	\$ 1,947.55	\$ 3,980.63
AUDITBOARD, INC	Annual Subscription, 06/15/23-06/14/24		\$ 59,000.00
BDO USA, LLP	Professional Services, 06/01/23-06/30/23		\$ 29,955.32
BEAR CONSTRUCTION COMPANY	Professional Services, 06/30/23	\$ 11,250.00	
	Professional Services, 06/30/23	\$ 15,449.00	\$ 26,699.00
BENNETT, SHARENA	Reimburse-Meal, NCTR Conference in Madison, WI, 06/04/23-06/06/23	\$ 33.24	
	Reimburse-Transportation, NCTR Conference in Madison, WI, 06/04/23-06/06/23	\$ 17.03	
	Reimburse-Transportation for Pickup of Trustee Photos	\$ 35.49	\$ 85.76
	Reimburse, Meeting Travel Expense, 04/01/23-06/30/24		\$ 250.00
BLACKWELL, JEFFERY	Bank Fees, 06/01/23-06/30/23		\$ 1,049.25
BNY MELLON	Legal Services, 05/01/23-05/02/23	\$ 715.00	
BURKE, WARREN, MACKAY & SERRITELLA, P.C.	Legal Services, 05/01/23-05/25/23	\$ 3,478.53	
	Legal Services, 05/01/23-05/25/23	\$ 1,950.00	
	Legal Services, 05/01/23-05/26/23	\$ 4,450.75	
	Legal Services, 05/01/23-05/31/23	\$ 3,930.75	
	Legal Services, 05/03/23-05/23/23	\$ 2,470.00	
	Legal Services, 05/08/23-05/22/23	\$ 910.00	
	Legal Services, 05/10/23-05/18/23	\$ 1,105.00	
	Legal Services, 05/11/23-06/29/23	\$ 4,485.72	
	Legal Services, 05/15/23-06/29/23	\$ 4,266.45	
	Legal Services, 05/24/23-05/30/23	\$ 422.50	
	Legal Services, 06/01/23-06/29/23	\$ 3,250.00	
	Legal Services, 06/02/23-06/09/23	\$ 845.00	
	Legal Services, 06/07/23-06/29/23	\$ 2,567.50	
	Legal Services, 06/07/23-06/29/23	\$ 325.00	
	Legal Services, 06/22/23-06/29/23	\$ 455.00	
	Legal Services, 06/26/23-06/28/23	\$ 747.50	
	Legal Services, 06/29/23	\$ 2,600.00	
	Legal Services, 06/27/23-06/28/23	\$ 487.50	\$ 39,462.20

VENDOR	DESCRIPTION	Amount
CALIBRE CPA GROUP	Audit Services, 06/01/23-06/30/23	\$ 45,300.00
CAPFINANCIAL PARTNERS, LLC	Assessment Services, 07/01/2023-12/1/2023	\$ 25,000.00
CASTELLAN SOLUTIONS LLC	Annual Subscriptions, 05/13/23-05/12/24	\$ 11,340.00
CBIZ	Consulting Services, 06/30/23	\$ 400.00
CDW LLC	Equipment Services and Supplies, 06/26/23	\$ 4,703.58
	Equipment Services and Supplies, 06/26/23	\$ 380.54
	Equipment Services and Supplies, 05/06/23-05/05/24	\$ 2,219.36
CHAPMAN SPINGOLA, LLP	Legal Services, 05/01/23-05/27/23	\$ 29,875.00
	Legal Services, 06/01/23-06/30/23	\$ 23,335.00
CHICAGO MESSENGER SERVICE INC.	Delivery Services, 06/26/23-06/30/23	\$ 75.00
	Delivery Services, 07/10/23-07/14/23	\$ 170.83
	Delivery Services, 06/12/23-06/16/23	\$ 186.95
CLAIRE RIBELIN	Training and Consulting Services, 05/16/23-06/12/23	\$ 5,703.75
CLAYBORNE & WAGNER LLP	Legal Services, 01/25/23-02/27/23	\$ 9,000.00
	Legal Services, 05/21/23-06/06/23	\$ 9,000.00
CLAYTON COUNTY HEALTH DISTRICT	Member Death Certificate Request, 07/18/23	\$ 25.00
COFFEE UNLIMITED	Water and Coffee Machine Services, 07/01/23-07/31/23	\$ 272.70
	Coffee Machine Supplies, 07/18/23	\$ 287.07
COGENT COMMUNICATIONS INC.	Software Services, 07/01/23-07/31/23	\$ 1,880.63
COMGRAPHIC INC.	Professional Services, 06/30/23	\$ 240.09
	Processing of Monthly Advices and Checks, 06/01/23-06/30/23	\$ 6,978.64
	Processing of Lump Sum Checks, 06/01/23-06/30/23	\$ 813.37
	Processing of 1099 Forms, 04/01/23-04/30/24	\$ 1,133.17
	Processing of Monthly Advices and Checks, 04/01/23-04/30/23	\$ 6,878.13
COMPETITIVE PIPING SYSTEMS, INC	Processing of Lump Sum Checks, 04/01/23-04/30/23	\$ 753.13
CONCUR TECHNOLOGIES INC.	Quarterly Inspection Services, 08/09/23	\$ 16,796.53
COOK COUNTY CLERK	Support Services, 06/01/23-07/31/23	\$ 1,431.00
CROWE LLP	Member Death Certificate Request, 07/18/23	\$ 402.33
DSHS VITAL STATISTICS	Professional Services, 05/01/23-05/31/23	\$ 102.00
ENVISION INFORMATION TECHNOLOGIES, LLC	Member Death Certificate Request, 07/18/23	\$ 3,610.00
	Professional Services, 06/01/23-06/26/23	\$ 20.00
	Consulting Services, 03/10/23-03/24/23	\$ 577.50
	Consulting Services, 06/09/23	\$ 750.00
	Legal Services, 12/09/22-12/27/22	\$ 62.50
FOSTER GARVEY PC	Legal Services, 02/08/23	\$ 4,565.00
	Legal Services, 01/12/23	\$ 660.00
	Consulting Services, 05/01/23-06/30/23	\$ 110.00
GABRIEL, ROEDER, SMITH & COMPANY	Consulting Services Fees, 07/01/23-12/31/23	\$ 5,335.00
GGS FINANCIAL	Reimburse-Transportation, Meeting with TRS in Springfield, IL 05/23/23	\$ 22,724.00
GONZLES, REBECCA	Reimburse-Transportation, NAPPA Conference in San Antonio, TX, 06/27/23-06/30/23	\$ 3,250.00
	Reimburse-Lodging, NAPPA Conference in San Antonio, TX, 06/27/23-06/30/23	\$ 260.69
	Reimburse-Meal, NAPPA Conference in San Antonio, TX, 06/27/23-06/30/23	\$ 246.74
	Legal Services, 06/01/23-06/29/23	\$ 873.66
ICE MILLER, LLP	Legal Services, 06/01/23-06/30/23	\$ 192.04
	Data Services, 06/01/23-06/30/23	\$ 4,207.50
ICON INTEGRATION & DESIGN, INC	Professional Services, 02/01/23-06/30/23	\$ 29,915.98
ILLUMINATIVE STRATEGIES INC.	Legal Services, 01/01/23-01/31/23	\$ 34,123.48
JACKSON LEWIS P.C.	Legal Services, 01/01/23-01/31/23	\$ 30,100.00
	Legal Services, 01/01/23-01/31/23	\$ 1,210.00
	Legal Services, 01/01/23-01/31/23	\$ 9,240.00
	Legal Services, 01/01/23-01/31/23	\$ 11,240.00
	Legal Services, 06/01/23-06/30/23	\$ 36,599.49
	Legal Services, 06/01/23-06/30/23	\$ 9,130.00
JACOBS, BURNS, ORLOVE & HERNANDEZ	Legal Services, 05/01/23-05/31/23	\$ 67,419.49
KWOK, JAMES	Tuition Reimbursement, 07/11/23	\$ 112.00
LAKE COUNTY HEALTH DEPARTMENT	Member Death Certificate Request, 07/18/23	\$ 2,610.00
LASALLE STAFFING, LLC	Temporary Employee, 07/10/23-07/14/23	\$ 22.00
	Temporary Employee, 07/10/23-07/14/23	\$ 1,566.25
	Temporary Employee, 06/12/23-06/16/23	\$ 3,164.00
	Temporary Employee, 06/12/23-06/16/23	\$ 3,164.00
	Temporary Employee, 06/12/23-06/16/23	\$ 1,566.25
	Temporary Employee, 06/19/23-06/23/23	\$ 626.50
	Temporary Employee, 06/19/23-06/23/23	\$ 2,214.80
	Temporary Employee, 06/26/23-06/30/23	\$ 1,566.25
	Temporary Employee, 06/26/23-06/30/23	\$ 2,531.20
	Temporary Employee, 07/03/23-07/07/23	\$ 2,531.20
	Temporary Employee, 07/03/23-07/07/23	\$ 1,253.00
	Temporary Employee, 07/17/23-07/21/23	\$ 1,566.25
	Temporary Employee, 07/17/23-07/21/23	\$ 3,164.00
LENOIR, CARLTON	Reimburse, Mileage Travel Expense, 06/01/23-06/30/23	\$ 749.98
	Reimburse-Transportation for NCTR Annual System Directors' Meeting in Madison, WI, 06/07/23-06/10/23	\$ 308.14
LEXISNEXIS	Legal Services, 04/01/23-04/30/23	\$ 57.00
	Legal Services, 06/01/23-06/30/23	\$ 621.00
	Benefits Services, 06/01/23-06/30/23	\$ 1,240.00
LEWIS, MIQUEL	Reimburse, Meeting Travel Expense, 04/01/23-06/30/24	\$ 1,918.00
MAGNELL ACCOUNTING & CONSULTING, LLP	Audit Services, 06/01/23-06/30/23	\$ 100.00
NATIONAL ASSOC FOR PUBLIC HEALTH STATISTICS & INFORMATION SYSTEMS	Professional Services, 05/01/23-05/31/23	\$ 19,465.00
	Professional Services, 06/01/23-06/30/23	\$ 2,400.00
	Professional Services, 12/01/23-12/31/23	\$ 2,000.00
NELSON, LOIS	Reimburse, Meeting Travel Expense, 04/01/23-06/30/24	\$ 2,000.00
NORTH SHORE PRINTERS INC.	Trustee Packets, Mailing and Printing Services, 05/02/23	\$ 6,400.00
NOTARY PUBLIC ASSOCIATION OF ILLINOIS	Staff Notary Application, 07/25/23	\$ 311.98
OCHOA, VICTOR	Reimburse, Meeting Travel Expense, 01/01/23-03/31/23	\$ 593.00
	Reimburse, Meeting Travel Expense, 04/01/23-06/30/24	\$ 59.00
OTTOSEN BRITZ KELLY COOPER GILBERT & DINOLFO LTD	Legal Services, 04/04/23-04/20/23	\$ 150.00
	Legal Services, 04/04/23-04/25/23	\$ 150.00
	Legal Services, 06/01/23-06/30/23	\$ 5,625.00
	Reimburse-Lodging, SHRM Conference in Las Vegas, NV, 06/10/23-06/15/23	\$ 10,050.00
	Reimburse-Transportation, SHRM Conference in Las Vegas, NV, 06/10/23-06/15/23	\$ 17,020.99
PEREZ, GRETA	Reimburse-Meal, SHRM Conference in Las Vegas, NV, 06/10/23-06/15/23	\$ 32,695.99
	Member Death Certificate Request, 07/18/23	\$ 198.40
PORTER COUNTY HEALTH DEPARTMENT	Reimburse, Meeting Travel Expense, 01/01/23-03/31/23	\$ 81.35
PRICE WARD, JACQUELYN	Reimburse, Opal Conference in New Orleans, LA, 02/17/23	\$ 81.35
	Reimburse, Meeting Travel Expense, 04/01/23-06/30/23	\$ 355.20
	Professional Services, 06/26/23-06/27/23	\$ 10.00
PROTEK INTERNATIONAL, INC.	Consulting Services, 06/30/23	\$ 150.00
PROVALANT RETIREMENT, LLC	Reimburse, Meeting Travel Expense, 04/01/23-06/30/24	\$ 336.04
REILLY, MARY	Reimburse, Meeting Travel Expense, 04/01/23-06/30/24	\$ 754.31
RODRIGUEZ, MARIA	Monthly Service Fee, 05/01/23-05/31/23	\$ 38,665.00
RSM US, LLP	Professional Services, 06/02/23-06/15/23	\$ 300.00
	Reimburse-Meal, Prison Conference in St. Petersburg, FL, 05/07/23	\$ 200.00
SAMAYOA, EDGAR	Website Support Services, 06/01/23-06/30/23	\$ 327.66
SANDSTORM DESIGN INC.	Software Web Services and Upgrade, 06/30/23	\$ 600.60
SCREENSAFE, INC	Training Course Services, 07/07/23	\$ 928.26
SENTINEL TECHNOLOGIES INC.	Equipment Replacement, 06/27/23	\$ 18.27
	Cisco Webex Services, 07/07/23	\$ 2,775.00
	Risk Assessment Services, 07/07/23	\$ 17,990.75
	Software Services, 07/01/23-07/31/23	\$ 20,765.75
	Software Renewal, 07/29/23-07/28/24	\$ 16,035.00
	Software Renewal, 07/29/23-07/28/24	\$ 106,176.54
	Software Services, 07/14/23	\$ 190.84
	Software Services, 08/29/23-08/28/24	\$ 3,105.00
	Software Services, 03/10/23-06/02/23	\$ 812.50
	Software Renewal, 07/29/23-07/28/24	\$ 17,582.00
SHELBY COUNTY HEALTH DISTRICT	Member Death Certificate Request, 07/18/23	\$ 239,007.37
SHI INTERNATIONAL CORP.	Software Services, 07/21/23-07/20/24	\$ 15.00
SMITH, DANIELLE	Reimburse-Transportation, NCTR Conference in Madison, WI, 06/03/23-06/06/23	\$ 19,600.00
SOFTWARE ONE INC.	Software Coverage Services, 02/01/23-01/01/24	\$ 137.83
		\$ 1,873.62

VENDOR	DESCRIPTION	Amount
	Software Services, 05/03/23-06/29/23	\$ 10,372.98
	Software Services, 06/03/23-07/16/23	\$ 10,288.50
SOUTH CAROLINA DHEC	Member Death Certificate Request, 07/18/23	\$ 12.00
SOUTHERN NEVADA HEALTH DISTRICT	Member Death Certificate Request, 07/18/23	\$ 38.00
SUN LIFE ASSURANCE COMPANY OF CANADA	Employee Coverages, 07/01/2023-07/31/2023	\$ 8,148.85
TACOMA-PIERCE COUNTY HEALTH DEPARTMENT	Member Death Certificate Request, 07/18/23	\$ 32.50
THE SEGAL COMPANY	Consulting Services, 05/10/23-05/19/23	\$ 1,382.50
	Consulting Services and Actuarial Services, 06/13/23-06/30/23	\$ 3,688.75
UNISHIPPERS	Delivery Services, 04/12/23-05/11/23	\$ 32.60
	Delivery Services, 06/20/23-06/23/23	\$ 94.55
	Delivery Services, 07/05/23	\$ 39.42
	Delivery Services, 03/30/23	\$ 168.31
	Delivery Services, 04/18/23	\$ 83.39
	Delivery Services, 07/10/23	\$ 40.79
VINSON, TAMMIE	Reimburse, Meeting Travel Expense, 01/01/23-03/31/23	\$ 75.00
	Reimburse, Meeting Travel Expense, 04/01/23-06/30/23	\$ 225.00
WASHINGTON, QUENTIN	Reimburse, Meeting Travel Expense, 01/01/23-03/31/23	\$ 125.00
	Reimburse, Meeting Travel Expense, 04/01/23-06/30/23	\$ 150.00
WEISS, PHILIP	Reimburse, Meeting Travel Expense, 01/01/23-03/31/23	\$ 150.00
	Reimburse, IFEPP Conference in San Diego, CA, 06/18/23-06/22/23	\$ 354.89
	Reimburse, Meeting Travel Expense, 04/01/23-06/30/23	\$ 150.00
WORKPLACE SOLUTIONS	EAP Services, 07/01/23-07/31/23	\$ 300.44
ZAYO GROUP, LLC	Telecommunications Service, 07/01/23-07/31/23	\$ 1,420.82
ZENDESK INC.	Annual Support Subscription, 06/30/23-06/29/24	\$ 4,116.00
CTPF STAFF PAYROLL	Staff Payroll, July 2023	\$ 910,073.62
	Total Administrative Expenses for July 2023	\$ 2,182,311.74

The following chart represents the top 10 administrative expenses for the month of July 2023, comprising of 61.03% of the total administrative expenses.



1. SENTINEL TECHNOLOGIES INC: Software renewals, 07/01/23-07/28/24.
2. 440 S LASALLE ST (CHICAGO) OWNER, LLC: Rent and operating expenses for July 2023.
3. ACCELLION, INC: Software renewal, 07/01/23-06/30/24.
4. JACKSON LEWIS P.C.: Legal services, 01/01/23-06/30/23.
5. AUDITBOARD, INC: Annual Software Subscription, 06/12/23-06/14/24.
6. CHAPMAN SPINGOLA, LLP: Legal services, 05/01/23-06/30/23.
7. CALIBRE CPA GROUP: Payroll audit services for June 2023.
8. BURKE, WARREN, MACKAY & SERRITELLA, P.C: Legal services, 05/01/23-06/30/23.
9. PROVALIANT RETIREMENT, LLC: Consulting services, 06/30/23.
10. ICE MILLER, LLP: Legal services, 06/01/23-06/30/23.

REPORT OF THE FINANCIAL SECRETARY
Financial Statements

Chicago Teachers' Pension Fund
Monthly Financials - Statement of Plan Positions
As of April 30, 2023

Reporting Book: ACCRUAL
As of Date: 4/30/2023

	Prelim Period Ended 4/30/2023	Final Year Ended 6/30/2022
	Actual	Actual
Assets		
Cash and cash equivalents	\$ 601,607,668	\$ 525,489,146
Prepays	1,273,223	1,006,691
Receivables		
CPS Required Contribution	250,001,500	260,178,417
CPS Normal Cost from State of Illinois	49,217,000	-
Employee	8,643,983	7,176,188
Accrued investment income	49,013,322	46,285,236
Participating teachers' accounts for contributions	7,662,855	7,058,608
Other receivables	21,763,384	88,485,166
Total Receivables	386,302,044	409,183,615
Investments, at fair value		
Equity	6,290,827,012	6,013,799,878
Public REITs	105,370,535	120,644,386
Bonds	2,260,585,820	2,353,614,077
Infrastructure	245,871,636	231,525,702
Real Estate	1,376,273,773	1,430,604,441
Private Equity	956,632,385	938,426,581
Total Investments, at fair value	11,235,561,161	11,088,615,065
Securities lending collateral received from borrowers	814,797,605	895,171,463
Fixed assets	918,522	892,772
Total Assets	13,040,460,223	12,920,358,752
Liabilities		
Securities lending collateral payable	815,085,316	900,151,040
Administrative/accounts payable	152,737,530	255,265,831
Total Liabilities	967,822,846	1,155,416,871
Net positions available for benefits		
Total Net positions available for benefits	\$ 12,072,637,377	\$ 11,764,941,881

Chicago Teachers' Pension Fund

Monthly Financials - Statement of Change in Plan Position

Reporting Book:

ACCRUAL

As of Date:

4/30/2023

	Prelim Fiscal Year To Date 4/30/2023	Final Fiscal Year Ended 6/30/2022
Change in Net Position		
Additions		
Employer		
State of Illinois	\$ 308,673,000	\$ 277,497,000
CPS Required Contribution	551,652,000	667,180,000
Total Employer	860,325,000	944,677,000
Employee	196,391,703	221,641,463
Income from investment activities		
Interest	83,665,966	31,294,672
Dividends	158,197,384	253,817,005
Realized gains (losses)	(37,563,035)	481,045,763
Unrealized gains (losses)	497,351,129	(1,845,677,672)
Miscellaneous investment income	717,257	1,478,703
Gross income from investment activities	702,368,701	(1,078,041,529)
Income from securities lending activities		
Securities lending income	3,088,476	4,461,024
Gross income from securities lending activities	3,088,476	4,461,024
Interest received on late contribution payments	8,529,705	4,082,945
Recovery of benefit overpayments	476,587	588,519
Prior period adjustments	657,681	124,613
Employer data/cash	399,917	315,502
Miscellaneous income	152,321	21,951
Total Additions	1,772,390,091	97,871,488
Deductions		
Refunds	17,239,075	21,856,096
Pension benefits	1,310,731,030	1,543,936,297
Death benefits	3,667,380	4,154,352
Health insurance	72,308,700	61,286,124
Investment advisory & custodial	39,712,176	51,725,940
Administrative & miscellaneous	20,964,811	22,817,078
Employer late fees	71,423	195,042
Prior period adjustments	-	270
Total Deductions	1,464,694,595	1,705,971,199
Total Change in Net Position	307,695,496	(1,608,099,711)
Net assets available for benefits at beginning of year	11,764,941,881	13,373,041,592
Net positions available for benefits at end of period	\$ 12,072,637,377	\$ 11,764,941,881

Chicago Teachers' Pension Fund

Monthly Financials - Statement of Change in Plan Position

Reporting Book:

ACCRUAL

As of Date:

5/31/2023

	Prelim Fiscal Year To Date 5/31/2023	Final Fiscal Year Ended 6/30/2022
Change in Net Position		
Additions		
Employer		
State of Illinois	\$ 308,673,000	\$ 277,497,000
CPS Required Contribution	551,652,000	667,180,000
Total Employer	860,325,000	944,677,000
Employee	218,504,632	221,641,463
Income from investment activities		
Interest	92,869,751	31,294,672
Dividends	181,723,296	253,817,005
Realized gains (losses)	(52,372,305)	481,045,763
Unrealized gains (losses)	380,169,437	(1,845,677,672)
Miscellaneous investment income	745,240	1,478,703
Gross income from investment activities	603,135,419	(1,078,041,529)
Income from securities lending activities		
Securities lending income	3,461,547	4,461,024
Gross income from securities lending activities	3,461,547	4,461,024
Interest received on late contribution payments	8,529,705	4,082,945
Recovery of benefit overpayments	541,553	588,519
Prior period adjustments	657,681	124,613
Employer data/cash	399,917	315,502
Miscellaneous income	166,059	21,951
Total Additions	1,695,721,513	97,871,488
Deductions		
Refunds	18,811,898	21,856,096
Pension benefits	1,442,888,125	1,543,936,297
Death benefits	3,965,879	4,154,352
Health insurance	81,876,540	61,286,124
Investment advisory & custodial	43,688,292	51,725,940
Administrative & miscellaneous	23,022,864	22,817,078
Employer late fees	71,423	195,042
Prior period adjustments	-	270
Total Deductions	1,614,325,021	1,705,971,199
Total Change in Net Position	81,396,492	(1,608,099,711)
Net assets available for benefits at beginning of year	11,764,941,881	13,373,041,592
Net positions available for benefits at end of period	\$ 11,846,338,373	\$ 11,764,941,881

Chicago Teachers' Pension Fund

Monthly Financials - Statement of Change in Plan Position

Reporting Book:

ACCRUAL

As of Date:

5/31/2023

	Prelim Fiscal Year To Date 5/31/2023	Final Fiscal Year Ended 6/30/2022
Change in Net Position		
Additions		
Employer		
State of Illinois	\$ 308,673,000	\$ 277,497,000
CPS Required Contribution	551,652,000	667,180,000
Total Employer	860,325,000	944,677,000
Employee	218,504,632	221,641,463
Income from investment activities		
Interest	92,869,751	31,294,672
Dividends	181,723,296	253,817,005
Realized gains (losses)	(52,372,305)	481,045,763
Unrealized gains (losses)	380,169,437	(1,845,677,672)
Miscellaneous investment income	745,240	1,478,703
Gross income from investment activities	603,135,419	(1,078,041,529)
Income from securities lending activities		
Securities lending income	3,461,547	4,461,024
Gross income from securities lending activities	3,461,547	4,461,024
Interest received on late contribution payments	8,529,705	4,082,945
Recovery of benefit overpayments	541,553	588,519
Prior period adjustments	657,681	124,613
Employer data/cash	399,917	315,502
Miscellaneous income	166,059	21,951
Total Additions	1,695,721,513	97,871,488
Deductions		
Refunds	18,811,898	21,856,096
Pension benefits	1,442,888,125	1,543,936,297
Death benefits	3,965,879	4,154,352
Health insurance	81,876,540	61,286,124
Investment advisory & custodial	43,688,292	51,725,940
Administrative & miscellaneous	23,022,864	22,817,078
Employer late fees	71,423	195,042
Prior period adjustments	-	270
Total Deductions	1,614,325,021	1,705,971,199
Total Change in Net Position	81,396,492	(1,608,099,711)
Net assets available for benefits at beginning of year	11,764,941,881	13,373,041,592
Net positions available for benefits at end of period	\$ 11,846,338,373	\$ 11,764,941,881

REPORT OF THE TECHNOLOGY COMMITTEE

Project 125 Update

Mr. Richard Anderson, Enterprise Program Management Office Director, gave an update on Project 125, the Pension Administration System replacement project. Mr. Anderson reported that Project 125 is on schedule. Ms. Jenn Pentangelo, Director of Benefits, reported on the discovery sessions held with CTPF staff and Telus Health. She also provided an overview of the upcoming Fit Gap sessions. Mr. Thomas Smith of Provaliant reviewed the Project 125 Budget.

Mr. Anderson, Ms. Pentangelo, and Mr. Smith addressed questions raised by the Board.

REPORT OF THE COMMITTEE ON PENSION LAWS AND ADMINISTRATIVE RULES

Lobbyist Presentation

Mr. James Clayborne of Clayborne & Wagner LLP presented the 103rd General Assembly (June 2023) session update. Mr. Clayborne reported that the 2023 spring legislative session has ended. Mr. Clayborne reviewed CTPF legislation. Mr. Clayborne addressed questions raised by the Committee.

REPORT OF THE EXECUTIVE DIRECTOR

Executive Director's Report

Mr. Carlton W. Lenoir, Sr., Executive Director, gave an end of the fiscal year 2023 recap and 2024 look forward. Mr. Lenoir reviewed the Employer Contribution Summary. He stated that the Fund has collected contributions to the Fund for all the normal costs as calculated by the actuary except the final payment from the State of Illinois. He reported a balance which we expect to receive from the tax levy. Mr. Lenoir also updated the Board on the 2023 Trustee elections, Birthday Cards to members turning 90 and 100, Educational Workshops, E-News, and Health Insurance rebates. He highlighted activities during the months of July and August. Mr. Lenoir addressed questions raised by the Board.

Annual Strategic Plan Update

Mr. Lenoir reported that the Strategic Plan was adopted by the Board at the June 16, 2022, Board meeting. He stated that since that time the team has moved the plan from a conceptual document to a working road-map and has been actively updating and recording tasks and progress toward goals.

Mr. Lenoir stated that the fiscal year concluded with a tremendous year of progress, with all attainable goals for the year being achieved. There were goals related to the Project 125 project that moved to future years due to vendor issues and the reset on that project. Overall, the team exceeded the goals for Fiscal Year 2023, and completed several goals that were not planned until FY 2024. He stated that this year presented a tremendous step forward in transparency and accountability, as it was the first time the team had a comprehensive workplan for the year. He reported that meeting monthly for extended periods we tracked progress, updated goals, and recorded our accomplishments. The Strategic Plan has offered an excellent framework and method for moving forward as a team, prioritizing, and tracking work, and helping us to understand the challenges we all face and the opportunities that we bring to the table.

Mr. Lenoir reported that he met with the leadership team in July to consider the year ahead and added in new goals, updated the previous year, and set a course for progress in 2024. The Strategic Plan has always been and continues to be a “living document” that we update and change to meet the organization’s needs, and we used that mindset as we considered goals for the future. He stated that most of the work for the organization will be focused on our core priority of the Pension Administration System Upgrade and will view all projects through that priority. He highlighted primary goals completed as of June 30, 2023. Mr. Lenoir addressed questions raised by the Board.

Updated Strategic Plan

Mr. Lenoir presented an updated Fiscal Year 2024 strategic plan.

The Board recessed for lunch from 12:49 p.m. to 1:53 p.m.

AFTERNOON ROLL CALL

Trustees present: Mr. Jeffery Blackwell, Ms. Lois Nelson, Mr. Victor Ochoa (via video conference), Ms. Jacquelyn Price Ward, Ms. Mary Sharon Reilly (via video conference), Ms. Maria J. Rodriguez, Ms. Tammie F. Vinson, Mr. Quentin S. Washington, Mr. Philip Weiss – 9

Trustees absent: Dr. Jerry Travlos, Ms. Tanya D. Woods – 2

Dr. Travlos subsequently joined the meeting during the report of the Investment Consultant.

REPORT OF THE INVESTMENT CHAIR, INVESTMENT CONSULTANT, INVESTMENT STAFF, AND INVESTMENT MANAGERS

CTPF Private Equity Education

Ms. Brianne Weymouth of Callan Associates presented Private Equity Education to the Board. She reviewed and discussed the private equity strategy in detail and addressed questions from the Board.

Private Equity 4Q22 Performance Report

Ms. Weymouth presented the 4Q Private Equity Performance Report highlighting private equity allocation overview including a summary, change in value, ratios and performance, additional performance metrics and addressed questions raised by the Board.

2022 Proxy Voting Report

Ms. Kelly Paulk, Senior Investment Portfolio Analyst, presented CTPF’s annual Proxy Voting Report presentation. Staff reviewed CTPF’s Proxy Voting Report to ensure that current proxy issues are addressed. Ms. Paulk addressed questions raised by the Board.

2022 Minority Brokerage Report

Ms. Cheryl Rooks, Investment Compliance Manager, presented CTPF’s annual MWDBE Brokerage Utilization Report. Ms. Rooks addressed questions raised by the Board.

REPORT OF THE PRESIDENT

Ms. Clifford reviewed a presentation regarding committee restructuring. Ms. Clifford proposed that the Board eliminate the following five committees: Policy, Personnel, Disability, Executive, and Return to Work. She proposed increasing the number of Trustees serving on the remaining committees to five Trustees, except the Investment Committee which will continue to be a committee of the whole with twelve Trustees. She recommended establishing regular committee meeting dates for the following committees: Finance and Audit, Pension Laws and Administrative Rules, Technology, Investments (including its First Friday meeting), Health Insurance, and Elections. The Claims and Service Credits Committee meetings would continue to be scheduled as special meetings “as needed.”

Ms. Clifford stated that this will streamline the committee structure, increase productivity, reduce time commitments, increase participation, and align with CTPF’s Strategic Plan. Ms. Clifford addressed questions raised by the Board.

Dr. Travlos left the meeting.

EXECUTIVE SESSION

Motion to go into Executive Session, Approved

Mr. Washington made a motion, seconded by Mr. Weiss, to go into Executive Session, for the purpose of discussing litigation matters under the following sections of the Open Meetings Act: Section 2(c)(11), executive session minutes under OMA Section 1(c)(21), investment matter under OMA Section 2(c)(7), deliberations under OMA Section 2(c)(4), and personnel under OMA Section 2(c)(1).

The motion passed by the following roll call vote:

AYES: Mr. Blackwell, Ms. Nelson, Mr. Ochoa, Ms. Price Ward, Ms. Reilly, Ms. Rodriguez, Ms. Vinson, Mr. Washington, Mr. Weiss – 9

NAYS: None

ABSENT: Dr. Travlos, Ms. Woods – 2

The Executive Session lasted from 3:34 p.m. to 5:51 p.m.

Motion to go into Open Session, Approved

Mr. Washington made a motion, seconded by Mr. Weiss, to go into Open Session.

The motion passed by the following roll call vote:

AYES: Mr. Blackwell, Ms. Nelson, Mr. Ochoa, Ms. Price Ward, Ms. Reilly, Ms. Rodriguez, Ms. Vinson, Mr. Washington, Mr. Weiss – 9

NAYS: None

ABSENT: Dr. Travlos, Ms. Woods – 2

ROLL CALL

Trustees present: Mr. Jeffery Blackwell, Ms. Lois Nelson, Mr. Victor Ochoa (via video conference), Ms. Jacquelyn Price Ward, Ms. Mary Sharon Reilly (via video conference), Ms. Maria J. Rodriguez, Ms. Tammie F. Vinson, Mr. Quentin S. Washington, Mr. Philip Weiss – 9

Trustees absent: Dr. Jerry Travlos, Ms. Tanya D. Woods – 2

VOTE AGENDA CONTINUED**Motion to Approve Executive Session Minutes, Approved**

Ms. Vinson made a motion, seconded by Mr. Weiss, to approve executive session minutes for May 18, 2023.

The motion passed by the following roll call vote:

AYES: Mr. Blackwell, Ms. Nelson, Mr. Ochoa, Ms. Price Ward, Ms. Reilly, Ms. Rodriguez, Ms. Vinson, Mr. Washington, Mr. Weiss – 9

NAYS: None

ABSENT: Dr. Travlos, Ms. Woods – 2

UNFINISHED BUSINESS

Ms. Rodriguez stated that she was not in agreement with the statement provided by CTPF to the media regarding the Executive Director.

Discussion ensued.

ADJOURNMENT**Motion to Adjourn the Meeting, Approved**

Ms. Price Ward made a motion, seconded by Mr. Weiss, to adjourn the meeting.

The motion passed by the following roll call vote:

AYES: Mr. Blackwell, Ms. Nelson, Mr. Ochoa, Ms. Price Ward, Ms. Reilly, Ms. Rodriguez,
Ms. Vinson, Mr. Washington, Mr. Weiss – 9

NAYS: None

ABSENT: Dr. Travlos, Ms. Woods – 2

The meeting adjourned at 6:07 p.m.

Respectfully submitted,

A handwritten signature in cursive script that reads "Lois Nelson". The signature is written in a light gray color.

Lois Nelson,
Recording Secretary

*Minutes approved by the Board at a meeting held on September 21, 2023.
Minutes prepared by Cecilia Vega (Office Administrator, CTPF).*